

Table G-3: Grum Climate Station - Daily and Monthly Average Temperature

Month	Day	Monthly	Grum Daily Air Temperature 2010 (°C)																														
			1	2	3	4	5	6	7	8	9	10	11	12	13	14	15	16	17	18	19	20	21	22	23	24	25	26	27	28	29	30	31
January	Average	-12.97	-24.97	-27.39	-27.41	-22.07	-18.42	-12.81	-9.99	-6.18	-10.20	-17.66	-22.61	-23.00	-20.91	-11.63	-9.41	-5.86	-4.47	-6.99	-6.13	-5.28	-4.66	-6.81	-8.31	-10.83	-12.21	-13.44	-13.43	-9.69	-9.89	-9.16	-10.11
	Max	-3.45	-23.73	-24.64	-25.08	-18.51	-16.20	-10.21	-8.46	-3.63	-4.47	-13.19	-21.45	-21.95	-16.95	-9.14	-7.63	-3.45	-3.58	-5.69	-3.46	-3.73	-3.52	-5.92	-7.46	-9.51	-11.33	-11.61	-11.01	-8.17	-8.84	-8.61	-7.88
	Min	-29.28	-26.50	-29.28	-29.11	-25.24	-20.28	-17.05	-11.58	-8.18	-14.32	-21.16	-24.02	-24.49	-23.41	-16.66	-11.09	-8.56	-5.45	-8.90	-7.34	-7.27	-6.70	-7.64	-9.95	-11.80	-13.22	-14.36	-15.25	-12.71	-11.22	-10.51	-11.63
February	Average	-7.52	-11.08	-13.30	-21.23	-20.93	-11.42	-4.70	-2.61	-4.14	-8.34	-11.07	-12.01	-8.41	-7.29	-4.22	-3.07	-5.70	-3.42	-3.67	-3.37	-1.34	-3.57	-5.97	-7.36	-8.68	-9.51	-4.35	-4.97	-4.82	n/a	n/a	n/a
	Max	5.84	-9.30	-10.06	-18.15	-16.99	-7.05	-2.32	-0.53	-1.69	-5.82	-8.67	-8.16	-5.58	-3.96	-3.11	0.30	-3.81	-2.10	-1.61	1.35	5.84	1.67	-0.22	-2.81	-6.48	-7.25	-1.94	-1.84	-2.65	n/a	n/a	n/a
	Min	-23.66	-13.15	-17.47	-23.66	-23.64	-16.08	-6.21	-3.97	-7.37	-10.68	-13.18	-14.89	-10.60	-9.30	-5.38	-5.18	-7.26	-5.26	-5.13	-5.48	-5.52	-7.06	-9.35	-11.76	-10.93	-11.05	-6.77	-6.90	-6.30	n/a	n/a	n/a
March	Average	-6.82	-1.68	-0.62	-4.44	-5.60	-7.99	-3.77	-9.39	-10.94	-5.29	-9.68	-6.94	-7.28	-7.07	-3.71	-2.00	-4.73	-7.55	-7.28	-9.35	-10.03	-17.36	-14.94	-14.34	-12.03	-9.13	-8.51	-2.95	-0.59	-2.11	-1.77	-2.24
	Max	3.83	1.02	2.34	-2.65	-2.38	-6.22	-1.08	-5.96	-8.36	-1.62	-6.99	-3.21	-5.78	-3.89	0.03	1.32	0.53	-3.66	-2.54	-7.00	-6.47	-11.16	-9.54	-12.36	-9.58	-4.50	-4.23	1.63	3.83	3.80	3.22	3.14
	Min	-23.07	-3.84	-3.00	-6.35	-8.46	-10.54	-6.43	-13.38	-16.02	-7.87	-12.11	-9.35	-10.23	-10.40	-6.63	-4.92	-8.72	-11.05	-10.45	-11.56	-18.30	-23.07	-19.50	-17.41	-14.13	-12.59	-12.90	-6.90	-3.32	-6.55	-6.77	-6.37
April	Average	0.38	-3.78	-3.44	-2.06	-2.40	-3.10	-1.73	-6.35	-7.18	-6.46	-5.31	-3.69	-0.76	-1.20	2.21	3.58	1.48	2.83	4.51	6.19	7.85	1.02	0.05	-0.29	0.93	3.96	4.56	4.65	5.37	6.73	3.21	n/a
	Max	11.67	-0.97	0.79	1.95	1.96	0.74	2.34	-0.96	-4.42	-3.68	-0.76	1.96	4.13	1.43	6.35	7.09	6.21	5.16	6.95	11.03	11.67	3.03	2.72	2.97	5.11	7.71	7.74	9.25	9.99	11.09	6.27	n/a
	Min	-10.90	-6.01	-6.95	-5.99	-6.41	-6.73	-5.36	-10.90	-10.43	-9.68	-9.93	-8.93	-4.99	-4.15	-1.79	-0.63	-4.61	0.05	2.99	2.03	3.29	-0.68	-2.60	-3.19	-3.63	0.15	1.27	0.23	1.04	2.33	0.18	n/a
May	Average	6.91	3.13	0.90	1.76	1.81	2.51	3.60	3.26	2.54	1.56	2.93	4.20	4.06	1.90	4.11	6.03	3.21	7.13	10.40	7.49	5.34	7.60	8.51	9.60	10.50	11.58	12.98	13.95	14.71	15.93	16.39	14.63
	Max	20.52	6.73	2.24	4.00	6.35	5.32	6.44	6.78	5.35	4.79	6.22	7.71	6.89	3.93	9.41	9.44	7.27	12.82	14.87	9.84	9.78	10.67	14.01	12.39	14.36	15.03	16.86	18.00	18.27	20.52	20.24	18.78
	Min	-2.96	-1.22	-0.24	0.17	-2.96	-1.31	0.22	-1.31	-0.62	-0.84	-0.45	0.04	1.98	-1.23	-1.23	3.57	-0.49	0.47	6.06	3.37	1.74	5.37	2.88	6.17	6.24	6.61	8.74	9.19	10.73	10.11	11.16	8.92
June	Average	9.62	14.19	13.70	10.89	5.74	7.08	7.93	9.16	9.12	9.27	9.96	9.92	6.46	4.97	5.72	10.58	9.00	9.73	9.29	10.04	12.99	13.15	11.89	8.96	10.16	10.41	11.09	10.30	8.82	8.91	9.18	n/a
	Max	18.35	17.21	18.35	16.29	7.86	8.61	10.61	12.59	12.02	14.14	12.39	12.61	8.54	7.69	9.81	15.96	11.56	13.89	11.98	14.40	16.60	16.18	16.17	10.91	13.22	14.74	15.50	14.27	12.84	13.81	14.27	n/a
	Min	2.49	10.59	8.24	5.02	3.60	4.69	5.67	6.65	6.01	4.62	7.90	7.56	4.38	3.34	2.49	4.62	6.85	5.92	6.73	5.00	8.04	10.88	7.36	6.73	7.39	4.26	5.03	7.06	6.24	3.97	6.63	n/a
July	Average	11.55	8.60	10.19	9.92	8.30	10.45	11.53	12.42	14.54	15.70	14.02	8.09	9.16	13.05	9.88	8.91	9.10	9.53	12.30	13.89	13.74	10.51	10.34	8.69	7.69	11.13	14.07	15.67	13.65	15.15	14.42	
	Max	21.64	11.49	14.03	11.37	11.02	13.10	16.46	16.07	19.87	21.25	15.74	12.18	15.77	18.39	11.65	13.39	12.14	13.04	17.26	20.62	18.12	13.43	13.53	10.51	10.18	15.68	20.24	21.64	16.80	20.05	21.12	18.91
	Min	3.20	6.70	7.75	8.40	5.64	7.44	7.82	9.58	9.11	6.31	11.43	5.11	3.20	5.74	7.30	5.98	7.15	5.26	6.82	5.49	9.80	7.41	8.44	6.72	5.74	6.57	5.27	7.54	8.20	4.82	7.82	9.42
August	Average	10.81	15.70	15.86	17.32	18.43	16.57	13.24	10.15	9.55	11.78	12.10	9.81	11.49	13.56	14.83	15.77	18.50	14.89	9.32	5.83	5.78	4.85	6.03	7.60	5.86	6.15	4.84	6.00	7.82	8.21	9.23	7.91
	Max	25.27	20.68	19.60	22.68	25.27	20.59	15.72	13.98	12.50	17.12	17.03	13.92	16.95	18.38	18.76	23.76	23.59	17.52	11.40	6.91	7.50	6.75	9.76	10.99	9.06	9.01	10.42	10.72	12.69	13.63	12.67	12.40
	Min	0.43	10.49	12.12	10.77	10.36	12.20	10.89	5.45	7.91	6.49	8.63	7.49	5.25	6.13	10.83	6.80	11.50	12.79	7.37	4.77	4.00	3.02	2.37	4.47	3.99	3.19	0.96	0.43	2.55	0.83	6.51	4.57
September	Average	4.03	6.52	4.62	4.68	6.55	5.45	6.14	7.72	9.80	7.39	6.67	5.69	6.80	6.82	6.80	7.54	6.50	5.55	5.13	2.69	2.03	2.63	-0.55	-3.84	-4.37	-0.37	3.00	0.21	-3.68	2.77	3.95	n/a
	Max	14.31	9.96	6.13	6.04	10.98	9.00	10.29	14.31	13.82	9.58	8.93	9.37	11.37	11.07	10.38	12.89	11.70	11.61	7.14	8.27	8.91	7.68	1.66	-2.15	-2.90	2.62	4.37	2.56	-0.40	6.29	6.56	n/a
	Min	-6.66	3.96	2.76	3.56	2.51	1.07	3.18	0.69	6.88	5.39	3.59	1.86	2.85	2.86	3.73	2.83	1.12	-0.80	2.28	-3.74	-4.70	-3.04	-3.99	-5.12	-6.34	-3.77	1.50	-4.18	-6.66	-0.38	1.56	n/a
October	Average	-2.17	6.62	4.09	0.93	1.48	-0.77	1.92	-0.85	-1.20	-0.93	0.17	-1.15	-3.36	-0.92	-2.27	-4.44	-4.19	-2.60	0.37	-0.78	-2.66	-6.02	-6.12	-6.60	-4.93	-5.47	-4.12	-3.09	-5.24	-2.92	-5.90	-6.18
	Max	8.74	8.74	6.85	3.99	4.23	1.52	3.28	2.62	3.05	1.63	1.77	1.03	-0.52	1.05	-0.82	-0.57	-1.56	-1.14	3.53	0.44	1.24	-0.62	-2.44	-5.05	-3.90	-5.10	-2.05	-2.23	-3.95	-1.00	-1.68	-3.32
	Min	-11.23	5.02	1.06	-4.14	-2.35	-3.06	0.76	-6.97	-6.60	-3.00	-1.30	-3.16	-8.57	-2.09	-5.27	-6.25	-3.94	-1.01	-2.94	-5.01	-11.11	-10.18	-8.16	-5.68	-5.98	-5.17	-4.49	-6.37	-4.34	-11.23	-9.56	
November	Average	-9.52	-4.66	0.51	-2.32	0.08	-3.84	-4.93	-5.72	-7.81	-11.58	-8.72	-8.01	-3.29	-0.44	-7.00	-11.09	-15.40	-20.25	-16.40	-13.72	-12.27	-15.39	-21.41	-9.29	-7.67	-4.40	-10.00	-14.07	-18.29	-11.20	-17.04	n/a
	Max	3.12	-2.34	3.12	0.35	1.29	-0.94	-3.37	-4.89	-3.76	-2.99	-4.30	-6.07	-0.43	1.52	-3.01	-6.26	-13.07	-16.43	-13.86	-11.85	-11.27	-11.62	-18.31	-5.36	-1.62	-2.10	-6.35	-11.07	-14.85	-9.99	-10.53	n/a
	Min	-27.02	-6.49	-2.84	-3.72	-2.21	-9.32	-5.88	-7.00	-12.97	-15.72	-12.01	-9.70	-6.28	-2.37	-9.64	-16.25	-17.43	-24.20	-19.52	-17.86	-13.73	-19.07	-27.02	-15.02	-11.76	-6.62	-12.90	-18.57	-23.64	-14.67	-20.87	n/a
December	Average	-18.58	-24.16	-27.22	-24.43	-11.47	-3.58	-6.66	-13.53	-14.95	-18.32	-21.78	-22.17	-20.26	-21.40	-23.07	-20.78	-19.87	-20.02	-21.43	-21.10	-20.98	-23.21	-19.71	-17.16	-18.00	-14.18	-18.71	-19.23	-19.85	-16.08	-10.86	
	Max	-2.16	-21.05	-22.79	-18.91	-5.00	-2.16	-2.61	-9.79	-13.97	-16.05	-20.54	-20.67	-18.27	-19.66	-21.08	-19.70	-17.97	-17.26	-18.66	-18.40	-17.47	-20.75	-17.39	-18.10	-14.94	-15.10	-11.36	-17.02	-17.37	-16.33	-14.22	-6.00
	Min	-29.25	-28.40	-29.25	-28.47	-21.49	-4.99	-10.80	-15.98	-15.74	-20.24	-22.89	-23.14	-22.53	-25.31	-25.51	-23.16	-21.74	-22.75	-24.96	-23.30	-24.53	-27.26	-27.94	-21.76	-19.51	-21.52	-17.40	-22.64	-21.60	-24.17	-17.32	-14.22

Table G-4: 2010 Grum Climate Station - Monthly Average and Cumulative Precipitation (mm)

Month	Monthly Avg. Precip. (mm)	Monthly Cumulative Precip. (mm)	Grum Daily Precip. (mm)																														
			1	2	3	4	5	6	7	8	9	10	11	12	13	14	15	16	17	18	19	20	21	22	23	24	25	26	27	28	29	30	31
January	0.68	21.00	0.2	0	0.1	0	0.1	0.1	1.4	3	2.2	2.1	4.5	0.5	-0.3	-																	

Grum Climate Station - 2010 data

Note: Cumulative precipitation is calculated in column 'V', while raw instrument numbers are seen in -201

-201 118.8

327.2

Julian Day	Date	Hr	Tair	RH	WindV	WindD	NetRad	SollHF	SollTZ	SollT3	Soll W	SnoD	Precip	Precip (rev)
365	1/1/2010 0:00	2400	-26.24	77.3	2.07	346	-39.4	-10	-7.72	-7.75	0.049	0.203	300.9	0
1	1/1/2010 1:00	100	-26.48	77.4	1.304	348.5	-16.3	-9.96	-8.79	-7.81	0.049	0.204	300.9	0
1	1/1/2010 2:00	200	-25.49	77.7	1.213	339.3	-28.92	-9.73	-8.86	-7.85	0.049	0.203	300.9	0
1	1/1/2010 3:00	300	-25.9	77.5	1.454	340.1	-35.88	-9.56	-8.92	-7.91	0.048	0.203	300.9	0
1	1/1/2010 4:00	400	-26.44	77.3	1.92	344.7	-39.02	-9.54	-8.97	-7.97	0.048	0.202	300.9	0
1	1/1/2010 5:00	500	-26.47	77.2	1.782	344.8	-39.46	-9.59	-9.02	-8.02	0.048	0.198	300.9	0
1	1/1/2010 6:00	600	-26.53	77.5	1.363	344.3	-23.58	-9.58	-9.08	-8.07	0.048	0.202	300.9	0
1	1/1/2010 7:00	700	-25.81	77.8	1.16	341	-14	-9.11	-9.13	-8.11	0.048	0.201	300.9	0
1	1/1/2010 8:00	800	-24.7	78.6	0.725	343.5	-4.228	-9.48	-9.18	-8.16	0.048	0.204	300.9	0
1	1/1/2010 9:00	900	-24.34	79.2	0.095	290.6	-7.08	-9.11	-9.22	-8.2	0.048	0.205	300.9	0
1	1/1/2010 10:00	1000	-24.07	79.5	0.141	340.8	-6.294	-8.71	-9.26	-8.25	0.048	0.204	300.9	0
1	1/1/2010 11:00	1100	-24.85	79.2	0.65	201.7	-4.76	-8.99	-9.28	-8.29	0.048	0.201	300.9	0
1	1/1/2010 12:00	1200	-24.76	79.3	0.141	193.1	-5.12	-8.08	-9.3	-8.33	0.048	0.204	300.9	0
1	1/1/2010 13:00	1300	-24.31	79.3	0.482	183.2	-7.83	-7.84	-9.31	-8.36	0.048	0.202	301	0.1
1	1/1/2010 14:00	1400	-24.19	79.3	0.372	211.3	-10.66	-7.6	-9.31	-8.39	0.048	0.198	301	0.1
1	1/1/2010 15:00	1500	-23.73	79.5	0.426	285.4	-11.27	-7.4	-9.31	-8.41	0.048	0.199	301	0.1
1	1/1/2010 16:00	1600	-24.71	79	0.325	193	-7.55	-7.24	-9.31	-8.43	0.048	0.204	301	0.1
1	1/1/2010 17:00	1700	-24.29	79.5	0.293	297.3	-9.52	-7.09	-9.3	-8.45	0.048	0.205	301	0.1
1	1/1/2010 18:00	1800	-24.71	79	0.391	267.3	-14.38	-7.09	-9.3	-8.47	0.048	0.207	301	0.2
1	1/1/2010 19:00	1900	-24.75	78.6	1.081	313.4	-24.03	-7.25	-9.3	-8.48	0.048	0.206	301	0.2
1	1/1/2010 20:00	2000	-25.04	78.6	1.157	318.6	-18.9	-7.47	-9.3	-8.49	0.048	0.207	301	0.2
1	1/1/2010 21:00	2100	-24.47	78.6	1.156	319.1	-13.47	-7.75	-9.3	-8.5	0.048	0.207	301	0.2
1	1/1/2010 22:00	2200	-24.23	78.4	1.156	314.1	-13.24	-7.92	-9.32	-8.51	0.048	0.207	301	0.2
1	1/1/2010 23:00	2300	-24.58	78.1	1.358	323	-19.08	-7.94	-9.34	-8.53	0.048	0.208	301	0.2
2	1/2/2010 0:00	2400	-24.64	77.7	1.797	338.1	-17.75	-7.72	-9.36	-8.54	0.048	0.207	301	0.2
2	1/2/2010 1:00	100	-25.77	77.7	1.504	313.8	-24.5	-7.71	-9.38	-8.56	0.048	0.208	301	0.2
2	1/2/2010 2:00	200	-25.31	77.5	1.247	321.3	-24.01	-7.76	-9.4	-8.58	0.048	0.207	301	0.2
2	1/2/2010 3:00	300	-25.74	77.1	1.813	321.8	-28.01	-7.86	-9.43	-8.6	0.048	0.207	301	0.2
2	1/2/2010 4:00	400	-26.83	77.5	1.265	322.7	-28.73	-8.18	-9.45	-8.62	0.048	0.201	301	0.2
2	1/2/2010 5:00	500	-27.21	77.6	1.223	331.5	-30.18	-8.44	-9.49	-8.64	0.048	0.206	301.2	0.3
2	1/2/2010 6:00	600	-27.54	77.2	1.695	335.3	-30.94	-8.82	-9.53	-8.66	0.048	0.204	301.2	0.3
2	1/2/2010 7:00	700	-27.51	77.1	1.022	330	-28.81	-9.08	-9.58	-8.69	0.048	0.207	301.2	0.3
2	1/2/2010 8:00	800	-28.07	76.5	1.063	339.3	-30.31	-9.4	-9.63	-8.71	0.048	0.203	301.2	0.3
2	1/2/2010 9:00	900	-28.07	76.5	1.005	331.2	-27.55	-9.38	-9.69	-8.75	0.048	0.204	301.2	0.3
2	1/2/2010 10:00	1000	-28.46	76.8	1.863	343	-31.82	-9.55	-9.74	-8.79	0.048	0.201	301.2	0.3
2	1/2/2010 11:00	1100	-28.55	76.4	2.095	343.8	-30.52	-9.69	-9.8	-8.82	0.048	0.206	301.2	0.3
2	1/2/2010 12:00	1200	-27.85	76.1	1.353	324.1	-29.5	-9.76	-9.87	-8.86	0.048	0.203	301.2	0.3
2	1/2/2010 13:00	1300	-27.43	75.1	1.543	343.8	-30.47	-9.78	-9.93	-8.9	0.048	0.204	301	0.2
2	1/2/2010 14:00	1400	-26.26	75.1	1.009	335.5	-40.53	-9.77	-9.98	-8.94	0.048	0.203	301	0.2
2	1/2/2010 15:00	1500	-25.69	75.2	0.887	298.5	-45.57	-9.72	-10.04	-8.99	0.048	0.2	301	0.2
2	1/2/2010 16:00	1600	-25.33	75.1	1.441	329	-36.4	-9.8	-10.07	-9.01	0.048	0.203	301	0.2
2	1/2/2010 17:00	1700	-27.83	75.9	1.436	321.6	-27.98	-9.79	-10.14	-9.07	0.048	0.204	301	0.2
2	1/2/2010 18:00	1800	-28.12	76.8	1.353	332.6	-28.31	-9.78	-10.18	-9.12	0.048	0.202	301	0.2
2	1/2/2010 19:00	1900	-28.6	75.9	1.054	333.4	-27.63	-9.79	-10.23	-9.16	0.048	0.205	301	0.2
2	1/2/2010 20:00	2000	-29.06	76	1.17	321.8	-26.46	-9.8	-10.27	-9.21	0.047	0.201	301	0.2
2	1/2/2010 21:00	2100	-29.28	75.3	1.313	334.4	-27.02	-10.11	-10.32	-9.23	0.047	0.206	301	0.2
2	1/2/2010 22:00	2200	-28.82	75.9	1.582	339.3	-27.14	-10.19	-10.37	-9.27	0.047	0.203	301	0.2
2	1/2/2010 23:00	2300	-28.86	75.7	1.491	341.1	-26.96	-10.19	-10.42	-9.31	0.047	0.206	301	0.2
3	1/3/2010 0:00	2400	-28.9	75.1	1.078	339.3	-27.14	-10.18	-10.48	-9.36	0.047	0.201	301	0.2
3	1/3/2010 1:00	100	-28.77	75.9	1.529	338.2	-27.14	-10.18	-10.53	-9.4	0.047	0.207	301	0.2
3	1/3/2010 2:00	200	-28.34	76.1	1.444	336.1	-25.91	-10.19	-10.58	-9.44	0.047	0.203	301	0.2
3	1/3/2010 3:00	300	-28.19	76.1	1.39	331.3	-23.05	-10.19	-10.63	-9.48	0.047	0.205	301	0.2
3	1/3/2010 4:00	400	-27.89	76	1.082	330.3	-21.53	-10.07	-10.67	-9.52	0.047	0.206	301	0.2
3	1/3/2010 5:00	500	-28.14	76	1.147	327.1	-22.39	-9.98	-10.72	-9.56	0.047	0.207	301	0.2
3	1/3/2010 6:00	600	-28.73	75.4	0.588	245	-21.75	-10.14	-10.76	-9.6	0.047	0.206	301	0.2
3	1/3/2010 7:00	700	-29.11	75.1	0.736	318.6	-24.04	-10.33	-10.81	-9.64	0.047	0.206	301	0.2
3	1/3/2010 8:00	800	-28.8	75.2	0.878	324.6	-23.63	-10.4	-10.85	-9.69	0.047	0.205	301	0.2
3	1/3/2010 9:00	900	-28.92	75	1.021	317.8	-22.27	-10.52	-10.89	-9.72	0.047	0.203	301	0.2
3	1/3/2010 10:00	1000	-29.09	74.9	0.953	331.3	-23.75	-10.5	-10.93	-9.76	0.047	0.203	301	0.2
3	1/3/2010 11:00	1100	-28.4	75.8	0.519	309.7	-23.51	-10.39	-10.97	-9.8	0.047	0.208	301	0.2
3	1/3/2010 12:00	1200	-28.1	75.6	0.818	328.5	-24.5	-10.4	-11.01	-9.84	0.047	0.204	301	0.2
3	1/3/2010 13:00	1300	-28.65	76.4	1.079	282.1	-29.26	-10.41	-11.05	-9.87	0.047	0.202	301	0.2
3	1/3/2010 14:00	1400	-26.24	75.9	1.002	324.6	-25.92	-10.25	-11.08	-9.9	0.047	0.202	301	0.2
3	1/3/2010 15:00	1500	-25.45	76.6	0.915	335.3	-29.96	-10.07	-11.11	-9.94	0.047	0.202	301	0.2
3	1/3/2010 16:00	1600	-25.08	76.7	0.514	264.4	-30.25	-9.81	-11.14	-9.98	0.047	0.203	301	0.2
3	1/3/2010 17:00	1700	-25.72	76.1	0.86	284.2	-29.99	-9.82	-11.15	-10.01	0.047	0.202	301	0.2
3	1/3/2010 18:00	1800	-26.8	77	0.578	323.8	-20.68	-9.78	-11.18	-10.04	0.047	0.207	301	0.2
3	1/3/2010 19:00	1900	-26.54	77.2	0.816	318.2	-19.99	-9.78	-11.2	-10.07	0.047	0.204	301	0.2
3	1/3/2010 20:00	2000	-26.06	77.7	0.828	316	-22.43	-9.61	-11.22	-10.09	0.047	0.207	301	0.2
3	1/3/2010 21:00	2100	-25.9	78.1	0.428	275.1	-20.45	-9.61	-11.24	-10.1	0.047	0.201	301	0.2
3	1/3/2010 22:00	2200	-25.86	77.5	0.884	313.1	-19.14	-9.59	-11.26	-10.14	0.047	0.208	301	0.2
3	1/3/2010 23:00	2300	-25.41	77.8	0.809	302.4	-18.33	-9.57	-11.27	-10.17	0.047	0.209	301.2	0.3
3	1/4/2010 0:00	2400	-25.24	77.9	0.882	325.7	-18.9	-9.38	-11.29	-10.19	0.047	0.206	301.2	0.3
4	1/4/2010 1:00	100	-24.98	78.5	1.493	332.2	-19.38	-9.23	-11.31	-10.21	0.047	0.201	301	0.2
4	1/4/2010 2:00	200	-24.58	78.7	1.213	334.6	-18.69	-9.11	-11.32	-10.23	0.047	0.205	301.2	0.3
4	1/4/2010 3:00	300	-24.16	79.2	1.115	334.9	-19.55	-8.96	-11.33	-10.26	0.047	0.206	301.2	0.3
4	1/4/2010 4:00	400	-24.25	79	1.104	315.2	-18.61	-8.77	-11.34	-10.28	0.047	0.206	301.2	0.3
4	1/4/2010 5:00	500	-24.5	79	0.856	311	-17.31	-8.76	-11.36	-10.29	0.047	0.205	301	0.3
4	1/4/2010 6:00	600	-24.24	79.4	1.166	338.3	-17.15	-8.74	-11.37	-10.31	0.047	0.206	301.2	0.3



Grun Climate Station - 2010 data

Note: Cumulative precipitation is calculated in column 'V', while rain instrument numbers are seen in -201

-201 118.8

327.2

Julian Day	Date	Hr	Tair	RH	WindV	WindD	NetRad	SollHF	SollTZ	SollT3	SollW	SnoD	Precip	Precip (rev)
7	1/7/2010 0:00	100	-9.68	60.95	1.805	186	-24.12	-3.3	-10.15	-9.79	0.048	0.21	301.4	0.5
7	1/7/2010 2:00	200	-10.69	65.18	1.716	195.6	-16.02	-3.129	-10.13	-9.77	0.047	0.21	301.5	0.6
7	1/7/2010 4:00	300	-11.64	69.74	1.147	311.3	-26.66	-3.129	-10.07	-9.75	0.047	0.204	301.5	0.6
7	1/7/2010 6:00	400	-11.2	72.8	1.163	321.3	-27.26	-3.191	-10.05	-9.71	0.048	0.203	301.5	0.6
7	1/7/2010 8:00	500	-11.58	76.3	1.146	333.6	-32.73	-3.345	-10.03	-9.69	0.048	0.21	301.5	0.6
7	1/7/2010 10:00	600	-10.74	76.7	1.271	241.5	-8.4	-3.547	-10.01	-9.67	0.048	0.21	301.5	0.6
7	1/7/2010 12:00	700	-10.43	78.5	0.969	167.7	-15.04	-3.411	-10.0	-9.66	0.048	0.21	301.5	0.6
7	1/7/2010 14:00	800	-10.22	81.5	1.022	164.1	-25.05	-3.346	-10	-9.64	0.048	0.21	301.5	0.6
7	1/7/2010 16:00	900	-10.91	84.9	2.989	171.5	-25.63	-3.308	-9.98	-9.63	0.048	0.209	301.5	0.6
7	1/7/2010 18:00	1000	-9.45	84.6	2.104	184.2	-7.77	-3.323	-9.97	-9.61	0.048	0.211	301.4	0.5
7	1/7/2010 20:00	1100	-8.21	84.7	0.93	160.3	-15.04	-3.398	-9.95	-9.6	0.048	0.209	301.4	0.5
7	1/7/2010 22:00	1200	-9.96	86.8	2.969	175.6	-5.251	-3.617	-9.93	-9.58	0.048	0.211	301.5	0.6
7	1/7/2010 14:00	1400	-10.2	87.7	2.68	185.3	-6.898	-2.182	-9.9	-9.57	0.048	0.208	301.5	0.6
7	1/7/2010 15:00	1500	-10.17	87.8	2.773	180.1	1.136	-1.803	-9.86	-9.55	0.048	0.209	301.5	0.6
7	1/7/2010 16:00	1600	-10.57	89.5	3.039	176	5.199	-1.58	-9.82	-9.53	0.048	0.208	301.6	0.7
7	1/7/2010 17:00	1700	-9.83	92.4	2.962	177.8	5.519	-1.357	-9.77	-9.51	0.048	0.208	302.7	1.8
7	1/7/2010 18:00	1800	-8.46	92.5	2.596	174.9	2.94	-1.238	-9.72	-9.48	0.048	0.215	303.3	2.4
7	1/7/2010 19:00	1900	-8.83	92.4	3.084	178.3	1.463	-1.002	-9.67	-9.45	0.048	0.228	303.6	2.7
7	1/7/2010 20:00	2000	-9.21	92.5	2.85	172.4	3.603	-0.834	-9.63	-9.42	0.048	0.225	303.4	2.5
7	1/7/2010 21:00	2100	-8.83	92.5	2.797	180.2	-2.058	-0.791	-9.58	-9.39	0.048	0.228	303.1	2.2
7	1/7/2010 22:00	2200	-9.17	92.4	2.561	199.7	-2.11	-0.637	-9.53	-9.35	0.048	0.225	303	2.1
7	1/7/2010 23:00	2300	-8.77	92.8	2.044	187	3.22	-0.686	-9.48	-9.32	0.048	0.225	302.8	1.9
7	1/8/2010 0:00	2400	-8.19	92.3	2.067	171.4	2.27	-0.567	-9.43	-9.29	0.048	0.225	302.6	1.7
8	1/8/2010 1:00	100	-7.89	93.3	1.235	186.3	-6.475	-0.628	-9.39	-9.25	0.048	0.226	302.4	1.5
8	1/8/2010 2:00	200	-8	93	1.195	251.1	-8.7	-0.644	-9.34	-9.22	0.048	0.224	302.4	1.5
8	1/8/2010 3:00	300	-7.88	93.5	1.422	140.8	-3.135	-0.667	-9.3	-9.18	0.048	0.225	302.4	1.5
8	1/8/2010 4:00	400	-7.68	93.3	1.016	246	-2.91	-0.627	-9.26	-9.15	0.048	0.227	302.4	1.5
8	1/8/2010 5:00	500	-9.34	1.261	135.3	-1.793	-0.823	-0.43	-9.12	-0.48	0.048	0.225	302.4	1.5
8	1/8/2010 6:00	600	-7.32	93.6	1.518	174	3.09	-0.828	-9.19	-0.99	0.048	0.225	302.5	1.6
8	1/8/2010 7:00	700	-6.988	94	0.8	247.8	2.187	-0.631	-9.15	-0.95	0.048	0.228	302.9	2
8	1/8/2010 8:00	800	-6.586	94.1	0.506	196.7	-0.014	-0.499	-9.11	-0.92	0.048	0.231	303.2	2.3
8	1/8/2010 9:00	900	-6.941	93.8	0.966	189.8	0.286	-0.411	-9.08	-0.9	0.048	0.233	303.5	2.6
8	1/8/2010 10:00	1000	-6.925	93.9	0.451	336.7	-1.109	-0.225	-9.04	-0.86	0.048	0.235	303.7	2.8
8	1/8/2010 11:00	1100	-6.42	94.3	0.403	68.24	-0.149	-0.209	-8.99	-0.83	0.048	0.243	304.3	3.4
8	1/8/2010 12:00	1200	-6.304	94.3	0.417	6.18	-1.868	-0.209	-8.95	-0.8	0.048	0.249	304.8	3.9
8	1/8/2010 13:00	1300	-6.34	94.5	0.34	304	-8.38	-0.198	-8.91	-0.8	0.048	0.251	305.1	4.1
8	1/8/2010 14:00	1400	-5.963	94.4	0.969	332.5	-6.584	-0.01	-8.87	-0.83	0.048	0.253	305.3	4.4
8	1/8/2010 15:00	1500	-6.031	94.3	0.903	179.3	-8.16	0	-8.83	-0.8	0.048	0.252	305.3	4.4
8	1/8/2010 16:00	1600	-6.169	94.5	0.914	327.5	-8.43	0	-8.79	-0.77	0.048	0.253	305.3	4.4
8	1/8/2010 17:00	1700	-6.05	92.6	0.296	271.4	2.23	-0.186	-8.74	-0.74	0.048	0.251	305.3	4.4
8	1/8/2010 18:00	1800	-3.75	94.4	2.865	304.7	-11.8	0	-8.71	-0.7	0.048	0.253	305.3	4.4
8	1/8/2010 19:00	1900	-3.633	92.7	3.128	302.9	-12.22	0	-8.67	-0.67	0.049	0.253	305.3	4.4
8	1/8/2010 20:00	2000	-3.899	92.7	4.68	304.1	-11.49	0	-8.64	-0.64	0.049	0.243	305.3	4.4
8	1/8/2010 21:00	2100	-4.128	92.6	4.128	295.1	-12.95	0.024	-8.58	-0.6	0.049	0.246	305.4	4.5
8	1/8/2010 22:00	2200	-4.346	91.9	3.532	295.1	-7.83	0.208	-8.56	-0.57	0.049	0.241	305.4	4.5
8	1/8/2010 23:00	2300	-4.365	91.3	2.279	295.1	-6.817	0.209	-8.52	-0.54	0.049	0.241	305.6	4.7
8	1/9/2010 0:00	2400	-4.468	90.1	2.816	300.1	-8.16	0.34	-8.48	-0.51	0.049	0.239	305.6	4.7
8	1/9/2010 1:00	100	-4.594	89.2	2.654	298.3	-7.63	0.44	-8.44	-0.47	0.049	0.242	305.6	4.7
8	1/9/2010 2:00	200	-5.647	88.4	2.004	285.6	-0.394	0.417	-8.4	-0.44	0.049	0.242	305.6	4.7
8	1/9/2010 3:00	300	-8.27	91.4	1.055	177.1	5.582	0.399	-8.36	-0.41	0.049	0.24	305.7	4.8
8	1/9/2010 4:00	400	-8.2	93.8	1.014	257.3	-8.26	0.217	-8.33	-0.37	0.049	0.247	306	5.1
8	1/9/2010 5:00	500	-9.2	1.253	0.523	0.523	0.193	0.193	-8.29	-0.34	0.049	0.252	306.3	5.7
8	1/9/2010 6:00	600	-7.95	91.8	0.878	287.6	4.669	0.003	-8.26	-0.31	0.049	0.251	306.6	5.7
8	1/9/2010 7:00	700	-10.55	92.2	0.751	151.9	3.733	0	-8.23	-0.28	0.049	0.251	306.6	5.7
8	1/9/2010 8:00	800	-11.07	91.6	0.64	186.7	-0.153	-0.21	-8.25	-0.25	0.049	0.251	306.6	5.7
8	1/9/2010 9:00	900	-10.35	92.1	0.817	189.7	1.333	-0.267	-8.18	-0.23	0.049	0.249	306.6	5.7
8	1/9/2010 10:00	1000	-10.81	92.1	0.644	318.1	-0.86	-0.411	-8.16	-0.21	0.049	0.249	306.6	5.7
8	1/9/2010 11:00	1100	-9.88	92	0.409	174	-0.272	-0.503	-8.14	-0.17	0.049	0.25	306.6	5.7
8	1/9/2010 12:00	1200	-9.92	92.2	0.334	262.7	-4.282	-0.626	-8.12	-0.15	0.049	0.251	306.7	5.8
8	1/9/2010 13:00	1300	-9.7	91.8	0.488	187	-8.55	-0.626	-8.1	-0.12	0.049	0.25	306.7	5.8
8	1/9/2010 14:00	1400	-9.08	91.6	0.313	184.3	-1.83	-0.626	-8.08	-0.08	0.049	0.249	307	6.1
8	1/9/2010 15:00	1500	-10.43	91.4	0.306	163.3	-9.94	-0.626	-8.06	-0.06	0.049	0.252	307.1	6.2
8	1/9/2010 16:00	1600	-11.46	90.2	1.064	214.4	0.907	-0.626	-8.04	-0.06	0.049	0.252	307.1	6.2
8	1/9/2010 17:00	1700	-12.35	90.1	0.41	156.6	-0.726	-0.638	-8.03	-0.04	0.049	0.256	307.6	6.7
8	1/9/2010 18:00	1800	-12.91	89.8	0.619	162.2	-2.248	-0.638	-8.01	-0.02	0.049	0.266	307.6	6.7
8	1/9/2010 19:00	1900	-13.29	89.2	0.395	174.3	2.503	-0.867	-7.99	-0.08	0.049	0.261	307.6	6.7
8	1/9/2010 20:00	2000	-14	88.7	0.586	165.7	1.509	-1.043	-7.98	-0.08	0.049	0.25	307.9	7
8	1/9/2010 21:00	2100	-14.32	88.5	0.331	171.4	0.469	-1.102	-7.97	-0.06	0.049	0.269	307.9	7
8	1/9/2010 22:00	2200	-14.91	88.1	0.264	220.4	-3.246	-1.252	-7.95	-0.04	0.049	0.266	307.9	6.9
8	1/9/2010 23:00	2300	-15.51	89.1	0.416	251.7	4.391	-1.256	-7.94	-0.03	0.049	0.247	307.8	6.9
8	1/10/2010 0:00	2400	-13.19	89.6	0.873	305.9	-4.379	-1.428	-7.93	-0.01	0.049	0.257	307.9	7
10	1/10/2010 1:00	100	-13.74	88.7	2.75	307.8	0.418	-1.457	-7.92	-0.01	0.049	0.242	307.9	7
10	1/10/2010 2:00	200	-13.94	87.9	1.937	313.3	-3.928	-1.41	-7.91	-0.01	0.049	0.241	307.8	6.9
10	1/10/2010 3:00	300	-16.44	86.7	0.648	215.9	1.814	-1.419	-7.91	-0.01	0.049	0.242	307.8	6.9
10	1/10/2010 4:00	400	-16.32	87	0.874	307.4	-1.074	-1.46	-7.9	-0.01	0.049	0.243	307.8	6.9
10	1/10/2010 5:00	500	-16.2	87.4	0.909	254.9	-2.554	-1.463	-7.89	-0.01	0.049	0.247	307.8	6.9
10	1/10/2010 6:00	600	-16.4	86.7	0.417	202.6	0.886	-1.417	-7.89	-0.01	0.049	0.247	307.8	6.9
10	1/10/2010 7:00	700	-16.79	86.5	0.395	241.1	-0.552	-1.669	-7.89	-0.01	0.049	0.247	307.9	7
10	1/10/2010 8:00	800	-16.49	86.7	0.467									



Grum Meteorological Data
January 1, 2010 - December 31, 2010



Grum Climate Station - 2010 data

Note: Cumulative precipitation is calculated in column 'V', while raw instrument numbers are seen in -201

-201 118.8

327.2

Julian Day	Date	Hr	Tair	RH	WindV	WindD	NetRad	SollHF	SollT2	SollT3	Soll W	SnoD	Precip (rev)
13	1/13/2010 2:00	200	-23.28	80.7	0.918	153.4	-2.708	-2.34	-7.65	-7.48	0.049	0.389	315.1 14.2
13	1/13/2010 3:00	400	-23.07	80.7	1.365	178.3	-1.161	-2.493	-7.65	-7.47	0.049	0.388	315.1 14.2
13	1/13/2010 4:00	600	-22.75	81.1	0.693	191.6	-0.391	-2.5	-7.65	-7.47	0.049	0.387	315.1 14.2
13	1/13/2010 5:00	800	-23.04	80.7	1.481	172.1	-0.385	-2.5	-7.65	-7.47	0.049	0.386	315.1 14.2
13	1/13/2010 6:00	1000	-23.04	80.7	2.128	184.9	-0.289	-2.5	-7.65	-7.46	0.049	0.385	315.1 14.2
13	1/13/2010 7:00	1200	-23.1	81.0	0.808	328	-3.018	-2.507	-7.65	-7.46	0.049	0.386	315.1 14.2
13	1/13/2010 8:00	1400	-22.39	80.9	1.579	186.7	-0.278	-2.667	-7.65	-7.46	0.049	0.384	315.1 14.2
13	1/13/2010 9:00	1600	-22.71	82.1	0.818	212.7	-0.913	-2.709	-7.65	-7.46	0.049	0.384	315.1 14.2
13	1/13/2010 10:00	1800	-22.21	81.7	0.682	220.6	-2.288	-2.708	-7.65	-7.45	0.049	0.384	315.1 14.2
13	1/13/2010 11:00	2000	-21.84	81.9	0.872	216.6	-1.918	-2.708	-7.65	-7.45	0.049	0.384	315.1 14.2
13	1/13/2010 12:00	2200	-21.57	82.1	1.434	190.7	-3.32	-2.711	-7.65	-7.45	0.049	0.382	315.1 14.2
13	1/13/2010 13:00	2400	-22.3	82.3	2.04	223.6	-2.711	-2.711	-7.65	-7.45	0.049	0.381	315.1 14.2
13	1/13/2010 14:00	1400	-20.53	83.1	1.212	200.3	-17.11	-2.712	-7.65	-7.44	0.049	0.38	315 14.1
13	1/13/2010 15:00	1600	-18.73	84.2	1.315	174.2	-13.62	-2.713	-7.64	-7.44	0.049	0.379	315 14.1
13	1/13/2010 16:00	1800	-19.59	83.6	1.373	186.3	-8.21	-2.712	-7.64	-7.44	0.049	0.381	315 14.1
13	1/13/2010 17:00	2000	-19.68	83.4	1.958	182.5	-1.663	-2.712	-7.64	-7.44	0.049	0.38	315 14.1
13	1/13/2010 18:00	1800	-19.03	84.8	1.512	205.7	-3.732	-2.712	-7.64	-7.43	0.049	0.379	315 14.1
13	1/13/2010 19:00	1900	-18.38	85.1	1.187	200	-1.892	-2.712	-7.63	-7.43	0.049	0.379	315 14.1
13	1/13/2010 20:00	2000	-17.93	85.3	1.216	200.6	0.034	-2.713	-7.63	-7.43	0.049	0.379	314.9 14
13	1/13/2010 21:00	2100	-17.11	86.1	0.9	187.5	-0.195	-2.712	-7.63	-7.43	0.049	0.377	315 14.1
13	1/13/2010 22:00	2200	-16.95	86	0.796	251.7	1.161	-2.616	-7.62	-7.42	0.049	0.371	314.9 14
13	1/13/2010 23:00	2300	-17.34	86	0.909	188.4	-2.456	-2.504	-7.61	-7.42	0.049	0.372	314.8 13.9
13	1/14/2010 0:00	2400	-16.66	86.5	0.674	232.7	-1.207	-2.504	-7.61	-7.42	0.049	0.372	314.8 13.9
14	1/14/2010 1:00	100	-15.1	87.1	0.768	211.3	-0.787	-2.51	-7.61	-7.41	0.049	0.37	314.7 13.8
14	1/14/2010 2:00	200	-14.59	88.1	0.533	325.5	-0.663	-2.302	-7.59	-7.4	0.049	0.37	314.7 13.8
14	1/14/2010 3:00	300	-14.01	88.7	0.583	230.1	-0.306	-2.295	-7.58	-7.4	0.049	0.368	314.6 13.7
14	1/14/2010 4:00	400	-13.54	89.9	0.855	318	-1.867	-2.288	-7.57	-7.39	0.049	0.368	314.5 13.6
14	1/14/2010 5:00	500	-13.05	89.5	0.561	212.2	-0.754	-2.105	-7.56	-7.38	0.049	0.367	314.4 13.5
14	1/14/2010 6:00	600	-12.43	89.9	0.628	335.3	-1.076	-2.086	-7.55	-7.38	0.049	0.366	314.3 13.4
14	1/14/2010 7:00	700	-11.91	90.3	0.533	314.6	-0.959	-2.042	-7.54	-7.37	0.049	0.365	314.2 13.3
14	1/14/2010 8:00	800	-11.51	90.5	0.631	265.5	-0.282	-1.878	-7.52	-7.36	0.049	0.367	314.3 13.4
14	1/14/2010 9:00	900	-11.27	90.7	0.949	314.4	-1.172	-1.877	-7.51	-7.35	0.049	0.367	314.3 13.4
14	1/14/2010 10:00	1000	-11.84	90.8	0.984	236.4	-0.086	-1.771	-7.5	-7.35	0.049	0.367	314.3 13.4
14	1/14/2010 11:00	1100	-11.6	90.3	0.931	233.8	1.039	-1.669	-7.49	-7.34	0.049	0.366	314.4 13.5
14	1/14/2010 12:00	1200	-11.5	90.7	1.124	189.8	-5.562	-1.669	-7.47	-7.33	0.049	0.365	314.5 13.6
14	1/14/2010 13:00	1300	-10.56	91.2	1.269	169	-1.757	-1.625	-7.46	-7.32	0.049	0.367	314.7 13.8
14	1/14/2010 14:00	1400	-9.83	91.3	1.502	172.6	-1.822	-1.461	-7.44	-7.31	0.049	0.367	314.7 13.8
14	1/14/2010 15:00	1500	-9.37	91.4	1.549	188.8	-8.21	-1.46	-7.42	-7.3	0.049	0.363	314.7 13.8
14	1/14/2010 16:00	1600	-10.12	91.4	1.346	197.3	-8.16	-1.46	-7.41	-7.29	0.049	0.361	314.8 13.9
14	1/14/2010 17:00	1700	-10.89	91.1	1.561	204.6	-2.893	-1.46	-7.39	-7.28	0.049	0.364	314.8 13.9
14	1/14/2010 18:00	1800	-10.84	91.1	1.312	195.6	-1.667	-1.46	-7.37	-7.27	0.049	0.364	314.8 13.9
14	1/14/2010 19:00	1900	-10.51	91.9	1.297	186.2	-5.991	-1.382	-7.35	-7.25	0.049	0.362	314.8 13.9
14	1/14/2010 20:00	2000	-9.51	92	1.421	188.7	1.745	-1.402	-7.34	-7.24	0.049	0.36	314.8 13.9
14	1/14/2010 21:00	2100	-8.88	91.6	1.636	184	1.702	-1.44	-7.32	-7.23	0.05	0.36	314.7 13.8
14	1/14/2010 22:00	2200	-9.21	92.8	1.238	182.7	-2.192	-1.44	-7.31	-7.23	0.05	0.359	314.7 13.8
14	1/14/2010 23:00	2300	-9.14	92.5	2.513	168.1	-1.04	-1.415	-7.29	-7.2	0.05	0.358	314.7 13.8
14	1/15/2010 0:00	2400	-8.86	92.3	1.923	173.4	2.924	-1.368	-7.27	-7.19	0.05	0.356	314.8 13.9
14	1/15/2010 1:00	100	-8.85	91.9	0.893	189.3	-2.085	-1.38	-7.25	-7.17	0.05	0.356	314.9 14
14	1/15/2010 2:00	200	-8.51	92.1	1.21	197.1	-0.351	-1.351	-7.24	-7.16	0.05	0.356	314.9 14
14	1/15/2010 3:00	300	-10.17	91.9	0.805	182.8	-0.643	-1.329	-7.23	-7.15	0.05	0.351	314.9 14
14	1/15/2010 4:00	400	-10.31	91.4	1.149	180.8	1.974	-1.274	-7.21	-7.14	0.05	0.35	314.9 14
14	1/15/2010 5:00	500	-10.82	91.4	1.233	175.1	-2.567	-1.257	-7.2	-7.12	0.05	0.334	315 14.1
14	1/15/2010 6:00	600	-10.83	91.8	1.567	192.1	-0.815	-1.256	-7.18	-7.11	0.05	0.334	315 14.1
14	1/15/2010 7:00	700	-10.37	91.3	1.767	192.2	2.899	-1.327	-7.17	-7.11	0.05	0.339	315.1 14.2
14	1/15/2010 8:00	800	-11.09	91.2	1.527	192.1	-3.311	-1.458	-7.16	-7.09	0.05	0.359	315.1 14.2
14	1/15/2010 9:00	900	-10.45	91.5	1.125	192.1	-0.438	-1.46	-7.14	-7.07	0.05	0.35	315.1 14.2
14	1/15/2010 10:00	1000	-9.81	92.2	1.072	141.8	-1.138	-1.478	-7.13	-7.06	0.05	0.353	315.1 14.2
14	1/15/2010 11:00	1100	-9.84	92	1.088	160.4	0.578	-1.653	-7.12	-7.05	0.05	0.348	315 14.1
14	1/15/2010 12:00	1200	-9.88	91.9	0.824	184.9	-3.207	-1.669	-7.11	-7.04	0.05	0.347	315.2 14.3
14	1/15/2010 13:00	1300	-9.44	92.2	0.93	174.6	-0.907	-1.668	-7.1	-7.03	0.05	0.347	315.2 14.3
14	1/15/2010 14:00	1400	-9.03	92.3	0.637	192.2	-8.64	-1.588	-7.09	-7.02	0.05	0.347	315.3 14.4
14	1/15/2010 15:00	1500	-8.65	92	0.485	227.7	-0.877	-1.588	-7.08	-7.01	0.05	0.346	315.3 14.4
14	1/15/2010 16:00	1600	-8.85	92.5	0.069	321.9	-10.26	-1.46	-7.07	-6.997	0.05	0.347	315.5 14.6
14	1/15/2010 17:00	1700	-8.94	92.5	0.769	312.6	-2.524	-1.46	-7.06	-6.986	0.05	0.337	315.7 14.8
14	1/15/2010 18:00	1800	-8.38	92.9	1.872	326.1	-2.639	-1.406	-7.04	-6.976	0.05	0.345	315.8 14.9
14	1/15/2010 19:00	1900	-8.24	92.8	2.681	330	-0.56	-1.39	-7.03	-6.971	0.05	0.354	315.9 15
14	1/15/2010 20:00	2000	-8.53	92.5	2.744	325.3	-0.96	-1.247	-7.02	-6.955	0.05	0.357	315.9 15
14	1/15/2010 21:00	2100	-8.24	92.7	2.477	327.3	-1.83	-1.062	-7.01	-6.945	0.05	0.359	316 15.1
14	1/15/2010 22:00	2200	-7.63	92.6	2.289	315.4	-1.63	-1.043	-6.996	-6.933	0.05	0.359	316 15.1
14	1/15/2010 23:00	2300	-7.21	92.7	1.457	232.7	-1.497	-1.043	-6.983	-6.921	0.05	0.357	316.1 15.2
14	1/16/2010 0:00	2400	-8.02	92.5	1.063	245.4	1.307	-1.043	-6.973	-6.913	0.05	0.362	316.1 15.1
14	1/16/2010 1:00	100	-7.91	92.9	1.04	81.8	-1.527	-1.041	-6.963	-6.902	0.05	0.362	316.1 15.1
14	1/16/2010 2:00	200	-7.61	92.7	1.271	153.8	0.445	-1.013	-6.951	-6.892	0.05	0.36	316.1 15.2
14	1/16/2010 3:00	300	-7.8	92.8	1.247	140	1.921	-1.021	-6.941	-6.891	0.05	0.36	316.1 15.2
14	1/16/2010 4:00	400	-8.56	91.8	0.827	149.5	-1.782	-0.982	-6.932	-6.874	0.05	0.36	316.2 15.3
14	1/16/2010 5:00	500	-7.7	88	2.584	76.3	-10.41	-1.01	-6.92	-6.863	0.05	0.361	316.2 15.3
14	1/16/2010 6:00	600	-7.41	87.3	1.869	97.9	-10.94	-1.04	-6.908	-6.852	0.05	0.362	316.2 15.3
14	1/16/2010 7:00	700	-8.53	89.8	3.849	85.8	-8.829	-0.985	-6.895	-6.84	0.05	0.362	316.2 15.3
14	1/16/2010 8:00	800	-6.749	90	3.043	103.9	-9.7	-1.043	-6.884	-6.828	0.05	0.365	316.3 15.4
14	1/16/2010 9:00	900											



Grum Meteorological Data
January 1, 2010 - December 31, 2010



Grum Climate Station - 2010 data
Note: Cumulative precipitation is calculated in column 'V', while raw instrument numbers are seen in

-201 118.8

327.2

Julian Day	Date	Hr	Tair	RH	WindV	WindD	NetRad	SollHF	SollTZ	SollT3	SollW	SnoD	Precip	Precip (rev)
19	1/19/2010 0:00	300	-6.644	93.7	4.167	107.7	-5.923	-1.043	-6.231	-6.176	0.05	0.357	319.8	18.9
19	1/19/2010 4:00	400	-6.675	93.8	3.268	124.6	-6.991	-1.043	-6.221	-6.171	0.05	0.357	319.9	19
19	1/19/2010 8:00	500	-6.600	93.6	2.906	126.2	-7.056	-1.046	-6.207	-6.165	0.05	0.356	319.9	19
19	1/19/2010 12:00	600	-6.534	93.5	1.317	126.6	-18.37	-0.87	-6.194	-6.158	0.051	0.356	319.9	19
19	1/19/2010 16:00	700	-7.34	93.2	0.962	153	-30.83	-0.834	-6.183	-6.152	0.05	0.353	319.9	19
19	1/19/2010 20:00	800	-6.833	91.1	2.083	78.7	-42.39	-0.834	-6.17	-6.143	0.05	0.353	319.9	19
19	1/19/2010 24:00	900	-6.735	90.2	2.188	84.6	-34.08	-0.834	-6.158	-6.134	0.05	0.353	319.9	19
19	1/19/2010 0:00	1000	-6.335	89.1	2.045	75.8	-30.45	-0.834	-6.141	-6.114	0.05	0.348	319.9	19
19	1/19/2010 4:00	1100	-6.544	89	1.605	98.5	-41.38	-0.834	-6.131	-6.114	0.05	0.353	319.9	19
19	1/19/2010 8:00	1200	-6.215	88.2	1.416	129.8	-41.8	-0.834	-6.121	-6.106	0.05	0.351	319.9	19
19	1/19/2010 12:00	1300	-5.117	85.3	1.995	141	-64.58	-0.835	-6.11	-6.095	0.05	0.348	319.9	19
19	1/19/2010 16:00	1400	-4.662	78.4	2.306	125	-38.3	-0.899	-6.099	-6.084	0.051	0.348	319.9	19
19	1/19/2010 20:00	1500	-3.84	75.6	3.026	128.7	-36.3	-1.04	-6.097	-6.08	0.051	0.348	319.9	19
19	1/19/2010 24:00	1600	-4.088	75.8	3.453	121.5	-32.5	-1.042	-6.093	-6.074	0.051	0.347	319.9	19
19	1/19/2010 0:00	1700	-4.945	77.3	1.814	108.2	-57.72	-1.043	-6.088	-6.065	0.051	0.351	319.9	19
19	1/19/2010 4:00	1800	-6.655	83.3	2.631	78.5	-51.13	-1.048	-6.083	-6.057	0.051	0.348	319.8	18.9
19	1/19/2010 8:00	1900	-6.224	82.9	3.164	89.9	-52.84	-1.084	-6.077	-6.049	0.051	0.351	319.9	19
19	1/19/2010 12:00	2000	-5.984	83	2.195	80.1	-40.38	-1.134	-6.074	-6.042	0.05	0.352	319.9	19
19	1/19/2010 16:00	2100	-6.212	84.6	2.151	101.5	-36.48	-1.183	-6.071	-6.037	0.05	0.351	319.9	19
19	1/19/2010 20:00	2200	-6.691	86	1.33	107.2	-32.92	-1.231	-6.068	-6.031	0.051	0.352	319.9	19
19	1/19/2010 24:00	2300	-6.975	88.7	1.49	152.2	-29.1	-1.25	-6.066	-6.028	0.051	0.35	319.9	19
19	1/20/2010 0:00	2400	-7.11	90.7	1.315	154.5	-15.11	-1.251	-6.063	-6.024	0.051	0.349	319.9	19
19	1/20/2010 4:00	100	-6.034	87.7	1.392	143.7	-11.94	-1.251	-6.059	-6.018	0.051	0.349	319.9	19
20	1/20/2010 0:00	200	-7.02	92	1.244	145.9	-15.61	-1.251	-6.051	-6.014	0.051	0.349	320	19.1
20	1/20/2010 4:00	300	-7.27	94	0.825	182.2	-16.07	-1.251	-6.053	-6.011	0.051	0.347	320	19.1
20	1/20/2010 8:00	400	-7.16	94	1.372	144.6	-12.86	-1.251	-6.051	-6.007	0.051	0.35	320	19.1
20	1/20/2010 12:00	500	-6.954	94.4	2.513	135.9	-2.583	-1.251	-6.047	-6.003	0.051	0.351	320.1	19.2
20	1/20/2010 16:00	600	-6.667	94.7	3.863	94.1	-5.508	-1.251	-6.041	-5.997	0.051	0.351	320.1	19.2
20	1/20/2010 20:00	700	-5.409	94.6	4.075	112.8	-8.35	-1.251	-6.035	-5.992	0.051	0.351	320.1	19.2
20	1/20/2010 24:00	800	-5.722	95.2	4.585	111.1	-1.672	-1.247	-6.032	-5.988	0.051	0.35	320.1	19.2
20	1/20/2010 0:00	900	-5.697	94.8	4.382	108.2	-2.115	-1.116	-6.027	-5.985	0.051	0.35	320.1	19.2
20	1/20/2010 4:00	1000	-5.758	94.8	4.316	85.4	-3.352	-1.043	-6.02	-5.98	0.051	0.349	320.1	19.2
20	1/20/2010 8:00	1100	-5.985	93.9	3.318	104.6	-10.81	-1.043	-6.011	-5.974	0.051	0.348	320.1	19.2
20	1/20/2010 12:00	1200	-5.227	90.4	3.348	132.4	-7.65	-0.98	-6.001	-5.967	0.051	0.348	320.1	19.2
20	1/20/2010 16:00	1300	-5.06	88.7	4.246	126.8	-0.805	-0.834	-5.991	-5.961	0.051	0.347	320.1	19.2
20	1/20/2010 20:00	1400	-4.312	83.1	4.481	118.7	-13.36	-0.834	-5.98	-5.956	0.051	0.346	320.1	19.2
20	1/20/2010 24:00	1500	-4.331	83.8	4.313	125.4	-10.73	-0.741	-5.966	-5.948	0.051	0.345	320.1	19.2
20	1/20/2010 0:00	1600	-3.728	80.4	3.805	125.3	-37.97	-0.625	-5.951	-5.94	0.051	0.344	320.1	19.2
20	1/20/2010 4:00	1700	-4.325	82.9	4.169	137	-40.26	-0.625	-5.937	-5.931	0.051	0.344	320.1	19.2
20	1/20/2010 8:00	1800	-4.485	84.2	4.812	115.4	-35.09	-0.625	-5.92	-5.92	0.051	0.343	320.2	19.3
20	1/20/2010 12:00	1900	-3.928	82.1	4.164	90.5	-13.52	-0.625	-5.902	-5.898	0.051	0.343	320.2	19.3
20	1/20/2010 16:00	2000	-3.947	82.8	5.536	97.1	-25.09	-0.619	-5.886	-5.897	0.051	0.344	320.1	19.2
20	1/20/2010 20:00	2100	-3.749	81.6	3.73	99.1	-19	-0.625	-5.871	-5.885	0.051	0.343	320.1	19.2
20	1/20/2010 24:00	2200	-3.812	82.7	3.686	100.5	-24.65	-0.625	-5.857	-5.873	0.051	0.343	320.1	19.2
20	1/21/2010 0:00	2300	-3.924	84.3	3.943	112.8	-20.21	-0.625	-5.844	-5.861	0.051	0.343	320.1	19.2
20	1/21/2010 4:00	2400	-3.665	81.6	3.899	111.6	-17.09	-0.625	-5.829	-5.851	0.051	0.342	320.1	19.2
21	1/21/2010 0:00	100	-4.397	85	3.634	130	-27.35	-0.625	-5.817	-5.841	0.051	0.342	320.1	19.2
21	1/21/2010 4:00	200	-4.58	84.5	3.014	135.1	-32.37	-0.626	-5.805	-5.829	0.051	0.342	320.1	19.3
21	1/21/2010 8:00	300	-4.791	82.9	2.791	125.3	-19.21	-0.626	-5.791	-5.816	0.051	0.342	320.1	19.2
21	1/21/2010 12:00	400	-3.519	80.9	3.513	115	-5.228	-0.625	-5.779	-5.807	0.051	0.341	320.1	19.2
21	1/21/2010 16:00	500	-3.755	82.3	2.564	126.7	-5.248	-0.625	-5.766	-5.795	0.051	0.341	320.1	19.2
21	1/21/2010 20:00	600	-3.666	81.6	3.143	129.6	-5.368	-0.625	-5.754	-5.785	0.051	0.341	320.1	19.2
21	1/21/2010 0:00	700	-3.673	81.8	2.904	127.4	-5.643	-0.625	-5.741	-5.773	0.051	0.341	320.1	19.2
21	1/21/2010 4:00	800	-3.744	82.3	2.683	147.9	-5.305	-0.559	-5.73	-5.763	0.051	0.34	320.1	19.2
21	1/21/2010 8:00	900	-4.271	85.2	2.071	160.6	-4.698	-0.42	-5.718	-5.753	0.051	0.34	320.1	19.2
21	1/21/2010 12:00	1000	-4.215	84.8	1.612	158.4	-5.173	-0.417	-5.705	-5.741	0.051	0.34	320.1	19.2
21	1/21/2010 16:00	1100	-4.264	84.4	1.888	149	-5.307	-0.417	-5.693	-5.73	0.051	0.34	320.1	19.2
21	1/21/2010 20:00	1200	-4.385	85.8	1.507	174	-4.336	-0.417	-5.679	-5.719	0.051	0.339	320.1	19.2
21	1/21/2010 24:00	1300	-4.384	84.5	2.375	158.3	-4.689	-0.417	-5.665	-5.709	0.051	0.339	320.1	19.2
21	1/21/2010 0:00	1400	-4.662	86.5	2.038	179.1	-7.7	-0.408	-5.651	-5.697	0.051	0.339	320.1	19.2
21	1/21/2010 4:00	1500	-5.058	92.3	1.552	191.7	-2.036	-0.314	-5.636	-5.686	0.051	0.338	320.4	19.5
21	1/21/2010 8:00	1600	-4.531	91.4	2.131	149.7	-2.231	-0.314	-5.621	-5.671	0.051	0.338	320.4	19.5
21	1/21/2010 12:00	1700	-4.752	93.4	2.077	145.1	-4.016	-0.21	-5.608	-5.662	0.051	0.339	320.8	19.9
21	1/21/2010 16:00	1800	-5.2	93.3	2.338	139.5	-7.48	-0.21	-5.594	-5.651	0.051	0.34	320.8	19.9
21	1/21/2010 20:00	1900	-5.48	92.9	2.341	158.8	-5.965	-0.209	-5.58	-5.638	0.051	0.34	320.8	19.9
21	1/21/2010 24:00	2000	-4.955	92.8	2.164	162.8	-4.845	-0.209	-5.565	-5.627	0.051	0.34	320.8	19.9
21	1/21/2010 0:00	2100	-6.418	94.7	1.222	163.3	-8.19	-0.209	-5.552	-5.613	0.051	0.34	320.8	19.9
21	1/21/2010 4:00	2200	-6.622	94.7	1.415	142.3	-10.48	-0.209	-5.538	-5.6	0.051	0.34	320.8	19.9
21	1/21/2010 8:00	2300	-6.701	94.7	1.275	159.1	-3.923	-0.249	-5.525	-5.587	0.051	0.339	320.8	19.9
21	1/21/2010 12:00	2400	-6.322	94.4	1.328	180.2	-5.095	-0.249	-5.512	-5.574	0.051	0.339	320.8	19.9
22	1/22/2010 0:00	100	-6.699	94.3	1.065	195.8	-5.268	-0.417	-5.501	-5.563	0.051	0.339	320.8	19.9
22	1/22/2010 4:00	200	-6.744	94.4	0.921	187.5	-5.001	-0.417	-5.492	-5.553	0.051	0.338	320.8	19.9
22	1/22/2010 8:00	300	-6.622	94.1	0.73	203.6	-4.855	-0.417	-5.482	-5.543	0.051	0.338	320.8	19.9
22	1/22/2010 12:00	400	-6.835	94.2	0.791	195.3	-4.352	-0.417	-5.471	-5.532	0.051	0.338	320.8	19.9
22	1/22/2010 16:00	500	-7.02	94.1	0.488	221.7	-4.35	-0.421	-5.466	-5.523	0.051	0.338	320.8	19.9
22	1/22/2010 20:00	600	-6.694	94	0.903	122.7	-4.608	-0.519	-5.458	-5.513	0.051	0.338	320.8	19.9
22	1/22/2010 24:00	700	-6.89	94	0.851	134.7	-2.64							



Grum Climate Station - 2010 data

Note: Cumulative precipitation is calculated in column "V", while raw instrument numbers are seen in

-201 118.8

327.2

Julian Day	Date	Hr	Tair	RH	WindV	WindD	NetRad	SoilHF	SoilT2	SoilT3	Soil W	SnoD	Precip	Precip (rev)
25	1/25/2010 4:00	400	-11.9	73.8	6.677	112	-53.52	-3.106	-5.331	-5.2	0.052	0.31	321	20.1
25	1/25/2010 5:00	500	-12	73.9	6.322	116.7	-55.22	-3.334	-5.35	-5.209	0.052	0.31	320.9	20
25	1/25/2010 6:00	600	-11.97	74.1	7.09	115.9	-56.54	-3.506	-5.37	-5.219	0.052	0.311	320.9	20
25	1/25/2010 7:00	700	-11.95	74.1	6.696	122.3	-56.31	-3.638	-5.386	-5.228	0.051	0.307	320.9	20
25	1/25/2010 8:00	800	-12.05	74.3	6.581	111.4	-56.77	-3.755	-5.402	-5.238	0.051	0.306	320.9	20
25	1/25/2010 9:00	900	-12.12	74.1	6.584	112	-57.6	-3.756	-5.417	-5.247	0.052	0.307	320.9	20
25	1/25/2010 10:00	1000	-12.24	74.1	7.06	112.4	-58.63	-3.801	-5.431	-5.257	0.051	0.306	320.9	20
25	1/25/2010 11:00	1100	-12.39	73.8	6.576	116	-58.11	-3.941	-5.446	-5.265	0.051	0.305	320.9	20
25	1/25/2010 12:00	1200	-11.97	71.4	7.82	112	-70.2	-3.963	-5.459	-5.274	0.051	0.305	321	20.1
25	1/25/2010 13:00	1300	-11.64	69.29	7.52	113.4	-78.9	-3.963	-5.472	-5.282	0.051	0.305	321	20.1
25	1/25/2010 14:00	1400	-11.39	67.56	7.37	111.8	-83.5	-3.963	-5.486	-5.292	0.051	0.303	321	20.1
25	1/25/2010 15:00	1500	-11.33	67.52	7.44	111.4	-82.9	-3.963	-5.499	-5.304	0.051	0.298	321	20.1
25	1/25/2010 16:00	1600	-11.46	67.91	6.67	117.7	-76.6	-3.963	-5.51	-5.313	0.051	0.294	321	20.1
25	1/25/2010 17:00	1700	-11.98	70.6	6.684	121.4	-70.3	-3.913	-5.52	-5.322	0.051	0.292	321	20.1
25	1/25/2010 18:00	1800	-12.88	74.6	6.249	118.8	-57.58	-3.79	-5.529	-5.329	0.051	0.298	321	20.1
25	1/25/2010 19:00	1900	-13.12	75.2	6.738	111.7	-57.39	-3.755	-5.537	-5.337	0.051	0.295	321	20.1
25	1/25/2010 20:00	2000	-13.09	74.5	7.24	112.5	-57.77	-3.755	-5.547	-5.344	0.051	0.299	321	20.1
25	1/25/2010 21:00	2100	-13.04	73.7	7.06	104.4	-58.31	-3.864	-5.556	-5.353	0.051	0.302	321	20.1
25	1/25/2010 22:00	2200	-13.11	73.8	6.602	107.7	-56.74	-3.952	-5.562	-5.36	0.051	0.3	320.9	20
25	1/25/2010 23:00	2300	-13.21	74.2	5.663	111.5	-51.22	-3.948	-5.58	-5.368	0.051	0.302	320.9	20
25	1/26/2010 0:00	2400	-13.34	74.4	5.855	111	-54.87	-3.873	-5.594	-5.377	0.051	0.298	320.9	20



Grum Meteorological Data
January 1, 2010 - December 31, 2010



Grum Climate Station - 2010 data
Note: Cumulative precipitation is calculated in column 'V', while row instrument numbers are seen in

-201 118.8

327.2

Julian Day	Date	Hr	Tair	RH	WindV	WindD	NetRad	SoilHF	SoilT2	SoilT3	Soil W	SnoD	Precip	Precip (rev)
26	1/26/2010 1000	100	-13.49	74.5	6.534	109	-54.96	-3.885	-5.609	-5.386	0.051	0.3	320.9	20
26	1/26/2010 2000	200	-13.61	73.7	6.16	91.8	-55.58	-3.891	-5.624	-5.395	0.051	0.301	320.9	20
26	1/26/2010 3000	300	-13.64	72.8	5.603	87	-54.33	-3.876	-5.659	-5.405	0.051	0.301	320.9	20
26	1/26/2010 4000	400	-13.80	73.5	5.977	101.6	-52.18	-3.755	-5.684	-5.415	0.051	0.299	320.9	20
26	1/26/2010 5000	500	-13.96	73.6	5.72	99.4	-51.13	-3.616	-5.672	-5.426	0.051	0.298	320.9	20
26	1/26/2010 6000	600	-14.06	74.4	5.75	101.7	-50.45	-3.547	-5.687	-5.438	0.051	0.301	320.9	20
26	1/26/2010 7000	700	-14.17	74.4	5.384	108.4	-49.13	-3.547	-5.703	-5.45	0.051	0.299	320.8	19.9
26	1/26/2010 8000	800	-14.28	74.4	5.719	108.8	-48.67	-3.578	-5.719	-5.462	0.051	0.299	320.9	20
26	1/26/2010 9000	900	-14.36	74.3	5.856	107	-47.5	-3.547	-5.734	-5.474	0.051	0.301	320.8	19.9
26	1/26/2010 10000	1000	-14.3	73.5	5.456	107.1	-46.17	-3.547	-5.75	-5.485	0.051	0.301	320.8	19.9
26	1/26/2010 11000	1100	-14.17	72.6	5.721	107.3	-45.59	-3.547	-5.766	-5.496	0.051	0.299	320.8	19.9
26	1/26/2010 12000	1200	-13.99	69.42	5.432	115.3	-47.28	-3.547	-5.779	-5.507	0.051	0.298	320.8	19.9
26	1/26/2010 13000	1300	-12.37	66.43	6.493	118.7	-58.95	-3.546	-5.79	-5.518	0.051	0.299	320.8	19.9
26	1/26/2010 14000	1400	-11.97	65.36	6.129	122	-73.8	-3.551	-5.801	-5.529	0.051	0.299	320.8	19.9
26	1/26/2010 15000	1500	-11.93	65.64	5.197	125.7	-73.4	-3.674	-5.813	-5.541	0.051	0.297	320.8	19.9
26	1/26/2010 16000	1600	-11.61	64.94	5.289	118.1	-69.67	-3.578	-5.822	-5.552	0.051	0.299	320.7	19.8
26	1/26/2010 17000	1700	-12.33	67.99	4.45	130.4	-59.58	-3.546	-5.83	-5.563	0.051	0.3	320.7	19.8
26	1/26/2010 18000	1800	-13.56	73.4	3.951	131.3	-46.08	-3.546	-5.836	-5.573	0.051	0.301	320.8	19.9
26	1/26/2010 19000	1900	-13.72	74.8	4.107	137.1	-44.04	-3.543	-5.841	-5.583	0.051	0.301	320.8	19.9
26	1/26/2010 20000	2000	-13.56	74.5	3.647	137.6	-43.53	-3.441	-5.848	-5.591	0.051	0.301	320.7	19.8
26	1/26/2010 21000	2100	-13.51	74.5	3.731	133.3	-44.13	-3.447	-5.853	-5.599	0.051	0.301	320.7	19.8
26	1/26/2010 22000	2200	-13.72	75.5	3.816	141.9	-42.88	-3.537	-5.859	-5.607	0.051	0.301	320.7	19.8
26	1/26/2010 23000	2300	-13.73	75.8	4.393	136.9	-43.67	-3.547	-5.866	-5.612	0.051	0.3	320.7	19.8
26	1/27/2010 0000	2400	-13.99	74.9	3.029	141.8	-41.02	-3.547	-5.875	-5.621	0.051	0.301	320.7	19.8
27	1/27/2010 1000	100	-14.36	78.5	3.445	153	-38.63	-3.547	-5.884	-5.627	0.051	0.299	320.7	19.8
27	1/27/2010 2000	200	-14.11	78.4	3.066	146.6	-38	-3.547	-5.894	-5.635	0.051	0.301	320.7	19.8
27	1/27/2010 3000	300	-14	79.1	3.345	149.2	-35.48	-3.547	-5.905	-5.642	0.051	0.3	320.7	19.8
27	1/27/2010 4000	400	-14.07	80.3	3.512	144.4	-34.4	-3.572	-5.916	-5.649	0.051	0.301	320.7	19.8
27	1/27/2010 5000	500	-15.25	83.4	3.217	173.3	-34.97	-3.704	-5.928	-5.659	0.051	0.299	320.7	19.8
27	1/27/2010 6000	600	-14.76	83.4	3.079	162.3	-33.8	-3.755	-5.939	-5.667	0.051	0.301	320.7	19.8
27	1/27/2010 7000	700	-14.32	83.7	3.55	161.4	-35.51	-3.755	-5.948	-5.675	0.051	0.299	320.7	19.8
27	1/27/2010 8000	800	-15.07	85.1	2.642	173.8	-35.24	-3.755	-5.96	-5.684	0.051	0.302	320.7	19.8
27	1/27/2010 9000	900	-14.41	84.8	2.884	175.2	-30.24	-3.751	-5.971	-5.692	0.051	0.301	320.7	19.8
27	1/27/2010 10000	1000	-15.25	86.2	2.429	188.7	-16.24	-3.755	-5.982	-5.701	0.051	0.3	320.7	19.8
27	1/27/2010 11000	1100	-14.62	85.7	2.865	177.2	-19.9	-3.755	-5.992	-5.708	0.051	0.299	320.7	19.8
27	1/27/2010 12000	1200	-14.13	83.8	2.228	195.9	-41.24	-3.755	-6.003	-5.716	0.051	0.298	320.7	19.8
27	1/27/2010 13000	1300	-13.98	83.2	2.838	185.1	-69.99	-3.754	-6.009	-5.723	0.051	0.297	320.7	19.8
27	1/27/2010 14000	1400	-12.28	75.7	2.529	176.8	-72.2	-3.576	-6.015	-5.729	0.051	0.296	320.7	19.8
27	1/27/2010 15000	1500	-11.66	73.2	2	187.5	-70.2	-3.546	-6.021	-5.737	0.051	0.295	320.7	19.8
27	1/27/2010 16000	1600	-11.37	74.2	2.113	174.2	-62.72	-3.478	-6.025	-5.743	0.051	0.297	320.7	19.8
27	1/27/2010 17000	1700	-12.41	82.4	2.054	183.2	-42.93	-3.547	-6.028	-5.75	0.051	0.297	320.7	19.8
27	1/27/2010 18000	1800	-13.45	87.5	2.046	168.4	-34.7	-3.338	-6.029	-5.757	0.051	0.3	320.7	19.8
27	1/27/2010 19000	1900	-11.89	87.2	2.448	170.3	-29.07	-3.304	-6.039	-5.76	0.051	0.299	320.7	19.8
27	1/27/2010 20000	2000	-11.01	87.2	2.103	151.4	-28.6	-3.154	-6.049	-5.763	0.051	0.298	320.7	19.8
27	1/27/2010 21000	2100	-11.95	87.1	1.984	161.8	-28.26	-3.154	-6.052	-5.767	0.051	0.298	320.7	19.8
27	1/27/2010 22000	2200	-12.2	87.4	2.64	171	-36.69	-3.129	-6.035	-5.772	0.051	0.297	320.7	19.8
27	1/27/2010 23000	2300	-12.45	88.5	3.144	194.8	-20.27	-3.129	-6.039	-5.775	0.051	0.3	320.7	19.8
27	1/28/2010 0000	2400	-12.71	89.5	2.908	168.6	-22.61	-3.129	-6.042	-5.778	0.051	0.298	320.7	19.8
28	1/28/2010 1000	100	-14.1	88.1	3.512	154.4	-35.04	-3.129	-6.044	-5.78	0.051	0.298	320.7	19.8
28	1/28/2010 2000	200	-11.14	88.1	3.124	129.9	-34.22	-3.129	-6.048	-5.784	0.051	0.3	320.7	19.8
28	1/28/2010 3000	300	-10.61	87.8	3.739	127.1	-38.06	-3.129	-6.048	-5.787	0.051	0.299	320.7	19.8
28	1/28/2010 4000	400	-10.29	87.1	4.273	126.8	-38.54	-3.12	-6.05	-5.791	0.051	0.298	320.7	19.8
28	1/28/2010 5000	500	-9.56	85.4	4.756	125.4	-47.85	-3.129	-6.051	-5.793	0.051	0.298	320.7	19.8
28	1/28/2010 6000	600	-9.72	85.5	5.307	115.7	-50.42	-2.92	-6.049	-5.795	0.051	0.299	320.7	19.8
28	1/28/2010 7000	700	-9.87	86.6	5.429	108.5	-51.14	-2.92	-6.047	-5.797	0.051	0.299	320.8	19.9
28	1/28/2010 8000	800	-9.91	85.5	5.846	110.4	-48.58	-2.789	-6.042	-5.798	0.051	0.297	320.9	20
28	1/28/2010 9000	900	-9.95	85.5	5.378	106.2	-52.21	-2.711	-6.036	-5.799	0.051	0.3	321.1	20.1
28	1/28/2010 10000	1000	-9.97	84.5	5.844	103.2	-60.31	-2.531	-6.037	-5.798	0.051	0.301	321.1	20.1
28	1/28/2010 11000	1100	-9.74	86.1	4.793	103.6	-31.79	-2.479	-6.018	-5.797	0.051	0.301	321.5	20.6
28	1/28/2010 12000	1200	-9.4	84.9	4.524	100.9	-40.2	-2.295	-6.008	-5.793	0.051	0.299	321.6	20.7
28	1/28/2010 13000	1300	-9.11	85.6	4.494	109.4	-42.27	-2.234	-5.995	-5.789	0.051	0.299	321.7	20.8
28	1/28/2010 14000	1400	-8.95	83.6	4.819	112.1	-48.91	-2.085	-5.982	-5.784	0.051	0.298	321.7	20.8
28	1/28/2010 15000	1500	-8.69	82.9	5.079	105.8	-36.62	-2.029	-5.966	-5.78	0.051	0.317	321.7	20.8
28	1/28/2010 16000	1600	-8.17	80.7	5.035	104.1	-63.05	-1.877	-5.95	-5.774	0.051	0.306	321.7	20.8
28	1/28/2010 17000	1700	-8.61	83.4	4.091	123.5	-62.44	-1.877	-5.934	-5.766	0.051	0.303	321.7	20.8
28	1/28/2010 18000	1800	-8.61	85.3	3.951	117.9	-62.93	-1.877	-5.938	-5.761	0.051	0.3	321.8	20.9
28	1/28/2010 19000	1900	-8.97	85.7	3.793	115.7	-47.36	-1.876	-5.902	-5.751	0.051	0.301	321.8	20.9
28	1/28/2010 20000	2000	-9.08	86.6	4.147	116.2	-47.22	-1.877	-5.888	-5.742	0.051	0.302	321.8	20.9
28	1/28/2010 21000	2100	-9	85.6	4.328	117.6	-47.13	-1.877	-5.878	-5.733	0.051	0.303	321.8	20.9
28	1/28/2010 22000	2200	-8.77	84.7	3.857	141.6	-45.71	-1.877	-5.871	-5.726	0.051	0.301	321.8	20.9
28	1/28/2010 23000	2300	-8.83	88.3	3.426	135.5	-44.73	-2.086	-5.865	-5.72	0.051	0.301	321.8	20.9
28	1/29/2010 0000	2400	-9.89	88.1	3.456	142.5	-43.18	-2.133	-5.861	-5.713	0.051	0.3	321.8	20.9
29	1/29/2010 1000	100	-9.74	86.9	4.012	149.9	-44.98	-2.294	-5.859	-5.708	0.051	0.3	321.8	20.9
29	1/29/2010 2000	200	-9.78	86.3	3.447	131.4	-45.84	-2.124	-5.847	-5.704	0.051	0.3	321.8	20.9
29	1/29/2010 3000	300	-10.21	87.6	4.005	144.1	-43.73	-2.426	-5.856	-5.7	0.051	0.3	321.8	20.9
29	1/29/2010 4000	400	-10.38	87	3.998	143.6	-38.39	-2.503	-5.856	-5.697	0.051	0.298	321.8	20.9
29	1/29/2010 5000													

Grum Climate Station - 2010 data

Note: Cumulative precipitation is calculated in column "V", while raw instrument numbers are seen in -201 118.8

327.2

Julian Day	Date	Hr	Tair	RH	WindV	WindD	NetRad	SoilHF	SoilTZ	SoilT3	Soil W	SnoD	Precip	Precip (rev)
31	1/31/2010 7:00	700	-11.52	90.7	1.622	159	1.539	-2.086	-5.627	-5.516	0.051	0.298	322.7	21.8
31	1/31/2010 8:00	800	-11.56	90.4	1.267	160.7	0.988	-1.984	-5.626	-5.514	0.051	0.298	322.7	21.8
31	1/31/2010 9:00	900	-11.63	90.6	0.789	159.4	-0.062	-1.877	-5.622	-5.511	0.051	0.297	322.7	21.8
31	1/31/2010 10:00	1000	-11.59	90.8	0.22	173.7	1.52	-1.877	-5.619	-5.507	0.051	0.297	322.7	21.8
31	1/31/2010 11:00	1100	-11.21	91.6	0.848	170.1	2.885	-1.877	-5.614	-5.503	0.051	0.297	322.7	21.8
31	1/31/2010 12:00	1200	-8.25	92.8	2.338	307.3	-2.395	-1.852	-5.608	-5.498	0.051	0.298	322.7	21.8
31	1/31/2010 13:00	1300	-7.88	93	2.907	306.8	-1.127	-1.672	-5.601	-5.494	0.051	0.297	322.7	21.8
31	1/31/2010 14:00	1400	-8.37	92.8	2.188	299.1	0.387	-1.668	-5.596	-5.49	0.051	0.297	322.7	21.8
31	1/31/2010 15:00	1500	-8.55	92.4	2.918	291.7	-0.617	-1.505	-5.59	-5.487	0.051	0.297	322.7	21.8
31	1/31/2010 16:00	1600	-8.55	92.4	2.265	283.5	-1.177	-1.46	-5.582	-5.482	0.051	0.297	322.7	21.8
31	1/31/2010 17:00	1700	-8.75	92.5	2.042	274.1	-1.458	-1.324	-5.574	-5.479	0.051	0.298	322.7	21.8
31	1/31/2010 18:00	1800	-8.81	92.5	2.022	302.2	-3.678	-1.251	-5.565	-5.475	0.051	0.297	322.7	21.8
31	1/31/2010 19:00	1900	-9.09	92.3	1.806	289.2	-3.42	-1.251	-5.555	-5.469	0.051	0.297	322.8	21.9
31	1/31/2010 20:00	2000	-9.29	92.2	2.272	321.1	-2.666	-1.251	-5.546	-5.463	0.051	0.297	322.8	21.9
31	1/31/2010 21:00	2100	-9.77	92	1.944	314.7	-4.89	-1.251	-5.537	-5.457	0.051	0.296	322.8	21.9
31	1/31/2010 22:00	2200	-10.34	91.5	1.506	329.8	-18.68	-1.251	-5.53	-5.452	0.051	0.297	322.8	21.9
31	1/31/2010 23:00	2300	-10.11	91.6	1.678	323	-17.98	-1.251	-5.522	-5.445	0.051	0.297	322.8	21.9
31	2/1/2010 0:00	2400	-10.38	91.2	0.742	83.8	-12.8	-1.251	-5.515	-5.439	0.051	0.296	322.8	21.9
32	2/1/2010 1:00	100	-10.97	91	0.353	126.2	-10.76	-1.251	-5.51	-5.433	0.051	0.296	322.8	21.9
32	2/1/2010 2:00	200	-11.32	90.8	0.665	120	-11.45	-1.252	-5.507	-5.427	0.051	0.296	322.8	21.9
32	2/1/2010 3:00	300	-11.43	90.8	0.52	335.4	-10.65	-1.408	-5.504	-5.421	0.051	0.296	322.8	21.9
32	2/1/2010 4:00	400	-11.69	90.6	0.735	329.8	-6.7	-1.46	-5.503	-5.416	0.051	0.296	322.8	21.9
32	2/1/2010 5:00	500	-11.54	90.7	0.379	256.6	-6.295	-1.505	-5.504	-5.413	0.051	0.296	322.8	21.9
32	2/1/2010 6:00	600	-11.91	90.3	0.801	328.9	-5.459	-1.668	-5.507	-5.409	0.051	0.295	322.8	21.9
32	2/1/2010 7:00	700	-13.06	89.4	1.094	327.7	-5.585	-1.669	-5.512	-5.409	0.051	0.296	322.8	21.9
32	2/1/2010 8:00	800	-13.15	89.5	0.84	334.5	-3.786	-1.669	-5.516	-5.407	0.051	0.297	322.8	21.9
32	2/1/2010 9:00	900	-12.53	89.9	0.398	344.2	-2.497	-1.669	-5.522	-5.406	0.051	0.296	322.8	21.9
32	2/1/2010 10:00	1000	-12.25	90	0.281	347.4	-7.29	-1.725	-5.527	-5.407	0.051	0.294	322.9	22
32	2/1/2010 11:00	1100	-11.97	90.3	0.133	325.1	0.158	-1.858	-5.532	-5.407	0.051	0.294	323	22.1
32	2/1/2010 12:00	1200	-11.53	90.6	0.103	163.6	-3.564	-1.877	-5.537	-5.409	0.051	0.293	323.2	22.3
32	2/1/2010 13:00	1300	-11.25	90.7	0.252	169.8	-10.48	-1.877	-5.542	-5.411	0.051	0.29	323.4	22.5
32	2/1/2010 14:00	1400	-10.75	91.1	0.236	175.2	-20.88	-1.876	-5.545	-5.413	0.051	0.287	323.4	22.5
32	2/1/2010 15:00	1500	-10.28	91.6	0.191	183.5	-24.37	-1.751	-5.546	-5.414	0.051	0.296	323.4	22.5
32	2/1/2010 16:00	1600	-9.97	91.1	0.397	195.6	-11.77	-1.669	-5.544	-5.413	0.051	0.294	323.3	22.4
32	2/1/2010 17:00	1700	-10.2	91.5	0.472	231.1	-10.37	-1.669	-5.541	-5.414	0.051	0.298	323.4	22.5
32	2/1/2010 18:00	1800	-10.24	91	0.449	262.3	-2.428	-1.669	-5.537	-5.414	0.051	0.303	323.9	23


 Faro Climate Station - 2010 data
 Note: Cumulative precipitation is calculated in column 'V', while raw instrument numbers are seen in column 'U'.

-0.1

Julian Day	Date	Hr	Tair	RH %	WindV	WindD	NetRad	SoilHF	SoilT2	SoilT3	Soil W	SnoD	Precip	Precip (rev)
365	1/1/2010 0:00	2400	-26.71	78.4	0.945	28.25	-13.82	-13.98	-12.65	-13.49	0.1	0.081	301.6	0
	1/1/2010 1:00	100	-25.75	78.4	0.158	28.25	-9.56	-13.53	-12.72	-13.53	0.099	0.075	301.6	0
	1/1/2010 2:00	200	-25.69	78.2	0.435	13.41	-11.42	-12.17	-12.77	-13.51	0.099	0.074	301.6	0
	1/1/2010 3:00	300	-26.23	78.6	0.056	67.84	-14.79	-12.7	-12.8	-13.55	0.099	0.075	301.6	0
	1/1/2010 4:00	400	-26.7	78	0.3	86.2	-9.09	-13.16	-12.85	-13.62	0.099	0.076	301.6	0
	1/1/2010 5:00	500	-26.74	77	0.684	18.8	-15.25	-13.51	-12.92	-13.71	0.099	0.082	301.6	0
	1/1/2010 6:00	600	-26.21	77.8	0.123	39.13	-12.92	-13.29	-12.99	-13.78	0.099	0.077	301.6	0
	1/1/2010 7:00	700	-25.74	77.7	0.185	25.84	-11.85	-12.84	-13.04	-13.81	0.099	0.082	301.6	0
	1/1/2010 8:00	800	-24.49	78.4	0.613	125.3	-6.391	-11.66	-13.08	-13.8	0.099	0.081	301.6	0
	1/1/2010 9:00	900	-24.16	78.4	0.302	77.7	-5.001	-9.92	-13.07	-13.7	0.099	0.083	301.6	0.1
	1/1/2010 10:00	1000	-24.18	78.8	0.733	132.3	-3.31	-9.05	-13.03	-13.6	0.099	0.082	301.6	0
	1/1/2010 11:00	1100	-24	79.1	0.392	135.6	-4.99	-8.54	-12.99	-13.52	0.099	0.082	301.6	0
	1/1/2010 12:00	1200	-24.05	79.3	0.402	135.7	-5.268	-8.14	-12.95	-13.45	0.099	0.083	301.6	0
	1/1/2010 13:00	1300	-23.39	79.2	0.442	110.2	-7.69	-7.65	-12.91	-13.38	0.099	0.084	301.6	0
	1/1/2010 14:00	1400	-23.16	78.6	0.165	149.9	-10	-7.16	-12.86	-13.32	0.099	0.085	301.6	0
	1/1/2010 15:00	1500	-22.92	78.7	0.185	213.2	-10.04	-6.616	-12.81	-13.24	0.099	0.086	301.6	0
	1/1/2010 16:00	1600	-23.63	79.4	0.621	292.6	-3.4	-6.343	-12.75	-13.16	0.099	0.087	301.6	0
	1/1/2010 17:00	1700	-23.83	79.7	0.142	260.4	-7.1	-6.565	-12.7	-13.12	0.099	0.084	301.6	0
	1/1/2010 18:00	1800	-24.95	79.8	0.761	305.2	-3.9	-7.14	-12.66	-13.12	0.099	0.084	301.7	0.1
	1/1/2010 19:00	1900	-25.42	79.5	0.096	205.2	-10.4	-8.39	-12.66	-13.18	0.099	0.082	301.7	0.1
	1/1/2010 20:00	2000	-25.4	79.6	0.502	125.7	-8.8	-9.51	-12.69	-13.29	0.099	0.087	301.7	0.1
	1/1/2010 21:00	2100	-25.08	79.1	0.067	131.5	-7.12	-9.56	-12.73	-13.36	0.099	0.085	301.7	0.1
	1/1/2010 22:00	2200	-25.21	78.7	0.343	262.7	-6.941	-9.18	-12.77	-13.38	0.099	0.087	301.7	0.1
	1/1/2010 23:00	2300	-25.15	78.9	0.725	292.5	-6.898	-9.02	-12.79	-13.4	0.099	0.087	301.7	0.1
	1/2/2010 0:00	2400	-25.54	78.6	0.979	304.3	-4.145	-8.82	-12.8	-13.4	0.099	0.083	301.7	0.1
	1/2/2010 1:00	100	-25.77	78.6	0.276	307.4	-5.002	-9.21	-12.82	-13.43	0.099	0.079	301.7	0.1
	1/2/2010 2:00	200	-26.3	78	0.396	264.1	-7.99	-9.8	-12.85	-13.49	0.099	0.083	301.7	0.1
	1/2/2010 3:00	300	-26.35	78	0.221	85.3	-8.78	-10.41	-12.9	-13.57	0.099	0.078	301.7	0.1
	1/2/2010 4:00	400	-26.66	77.5	0.23	15.78	-11.81	-11.12	-12.96	-13.67	0.099	0.077	301.8	0.2
	1/2/2010 5:00	500	-27.5	76.7	0.195	38.74	-11	-12.17	-13.04	-13.8	0.099	0.076	301.8	0.2
	1/2/2010 6:00	600	-27.62	77.6	0.462	92.9	-10.18	-12.82	-13.13	-13.94	0.099	0.075	301.8	0.2
	1/2/2010 7:00	700	-27.16	76.6	0.662	1.334	-9.27	-13.18	-13.23	-14.06	0.099	0.087	301.8	0.2
	1/2/2010 8:00	800	-27.78	75.8	0.437	328.8	-7.38	-13.43	-13.32	-14.17	0.098	0.068	301.8	0.2
	1/2/2010 9:00	900	-27.89	76.7	0.366	333	-13.96	-13.68	-13.42	-14.28	0.098	0.076	301.8	0.2
	1/2/2010 10:00	1000	-28.54	75.5	0.626	103	-5.648	-13.85	-13.51	-14.38	0.098	0.071	301.8	0.2
	1/2/2010 11:00	1100	-28.1	76.4	1.221	55.31	-4.214	-13.82	-13.6	-14.47	0.098	0.073	301.8	0.2
	1/2/2010 12:00	1200	-27.29	76.9	0.433	75.8	-7.56	-13.39	-13.68	-14.52	0.098	0.073	301.8	0.2
	1/2/2010 13:00	1300	-26.96	75.6	1.56	87.9	5.823	-13.2	-13.75	-14.57	0.097	0.073	301.8	0.1
	1/2/2010 14:00	1400	-24.89	77.9	1.24	88.6	7.03	-12.25	-13.82	-14.58	0.097	0.072	301.7	0.1
	1/2/2010 15:00	1500	-24.1	75.9	1.438	98.5	6.816	-11.54	-13.85	-14.56	0.097	0.074	301.7	0.1
	1/2/2010 16:00	1600	-24.72	75.7	1.643	117.5	4.651	-11.24	-13.88	-14.55	0.097	0.08	301.7	0.1
	1/2/2010 17:00	1700	-26.13	77.4	1.38	121.7	3.073	-11.41	-13.9	-14.56	0.097	0.081	301.7	0.1
	1/2/2010 18:00	1800	-26.7	77.5	1.005	124.3	0.885	-11.84	-13.93	-14.61	0.097	0.073	301.7	0.1
	1/2/2010 19:00	1900	-28.35	75.7	0.544	59.35	8.21	-12.38	-13.97	-14.69	0.097	0.06	301.8	0.2
	1/2/2010 20:00	2000	-28.3	76.2	1.237	83.3	3.127	-12.9	-14.03	-14.79	0.097	0.083	301.8	0.2
	1/2/2010 21:00	2100	-27.47	77.2	1.667	91.8	-2.227	-12.88	-14.09	-14.86	0.097	0.075	301.8	0.2
	1/2/2010 22:00	2200	-26.86	77.9	0.988	114.2	0.86	-12.37	-14.15	-14.89	0.096	0.059	301.7	0.1
	1/2/2010 23:00	2300	-27.26	76.9	0.888	111.3	-1.016	-12.51	-14.19	-14.93	0.096	0.068	301.8	0.2
	1/3/2010 0:00	2400	-27.06	77.4	0.938	108.1	-1.361	-12.87	-14.25	-15	0.096	0.062	301.7	0.1
	1/3/2010 1:00	100	-26.84	77.2	1.775	94	0.791	-12.71	-14.3	-15.06	0.096	0.062	301.7	0.1
	1/3/2010 2:00	200	-26.51	77.9	1.461	91.7	2.468	-11.96	-14.34	-15.06	0.096	0.069	301.7	0.1
	1/3/2010 3:00	300	-25.01	79.2	1.086	121.7	1.449	-11.82	-14.37	-15.06	0.096	0.041	301.7	0.1
	1/3/2010 4:00	400	-24.77	79	1.53	121.2	1.477	-11.87	-14.4	-15.09	0.096	0.061	301.7	0.1
	1/3/2010 5:00	500	-25.46	78.3	1.634	119.5	2.635	-11.74	-14.43	-15.12	0.096	0.062	301.7	0.1
	1/3/2010 6:00	600	-26	77.7	1.237	117.7	3.484	-11.59	-14.45	-15.13	0.096	0.058	301.7	0.1
	1/3/2010 7:00	700	-26.75	77.2	1.515	84.6	0.928	-11.62	-14.47	-15.16	0.096	0.061	301.7	0.1
	1/3/2010 8:00	800	-26.21	77.7	1.73	95.5	4.005	-11.34	-14.5	-15.17	0.096	0.049	301.7	0.1
	1/3/2010 9:00	900	-25.39	78.5	1.574	107.7	4.012	-10.93	-14.52	-15.16	0.096	0.061	301.7	0.1
	1/3/2010 10:00	1000	-26.33	77.4	1.832	124.4	0.371	-10.9	-14.54	-15.17	0.096	0.06	301.7	0.1
	1/3/2010 11:00	1100	-26	77.9	1.943	102.5	1.919	-10.25	-14.59	-15.18	0.096	0.055	301.7	0.1
	1/3/2010 12:00	1200	-25.41	78.5	1.771	90.8	1.16	-10.47	-14.56	-15.18	0.096	0.06	301.7	0.1
	1/3/2010 13:00	1300	-24.86	76.1	1.774	123.7	16.8	-10.03	-14.57	-15.16	0.096	0.055	301.7	0.1
	1/3/2010 14:00	1400	-24.61	76.5	2.006	115.9	9.93	-9.6	-14.57	-15.14	0.096	0.058	301.7	0.1
	1/3/2010 15:00	1500	-22.99	75.9	1.767	111.2	8.06	-8.94	-14.56	-15.09	0.096	0.06	301.7	0.1
	1/3/2010 16:00	1600	-22.74	76.4	1.54	115.8	6.614	-8.61	-14.53	-15.05	0.096	0.07	301.7	0.1
	1/3/2010 17:00	1700	-24.14	78	1.972	121.8	0.361	-8.99	-14.51	-15.04	0.096	0.07	301.7	0.1
	1/3/2010 18:00	1800	-24.56	78	1.941	120.2	0.154	-9.25	-14.5	-15.05	0.096	0.061	301.7	0.1
	1/3/2010 19:00	1900	-24.46	78.2	1.825	115.6	0.179	-9.25	-14.5	-15.05	0.096	0.071	301.8	0.2
	1/3/2010 20:00	2000	-23.73	78.8	1.802	113.1	2.031	-9.31	-14.5	-15.07	0.096	0.072	301.7	0.1
	1/3/2010 21:00	2100	-23.04	77.2	2.176	117.5	-0.553	-9.22	-14.5	-15.07	0.096	0.063	301.7	0.1
	1/3/2010 22:00	2200	-22.81	77.7	2.236	112	-2.906	-8.89	-14.5	-15.06	0.096	0.067	301.7	0.1
	1/3/2010 23:00	2300	-21.9	77.1	2.157	111.8	-0.283	-8.61	-14.49	-15.04	0.096	0.066	301.7	0.1
	1/4/2010 0:00	2400	-21.91	78.3	2.58	112.2	-2.346	-8.4	-14.48	-15.02	0.096	0.076	301.7	0.1
	1/4/2010 1:00	100	-20.69	79.5	2.026	116.6	-0.763	-8.17	-14.47	-14.99	0.096	0.063	301.7	0.1
	1/4/2010 2:00	200	-20.19	78.2	2.314	106	0.219	-8.04	-14.45	-14.97	0.096	0.063	301.7	0.1
	1/4/2010 3:00	300	-19.48	77.5	2.444	100.3	1.006	-7.84	-14.43	-14.95	0.096	0.071	301.7	0.1
	1/4/2010 4:00	400	-19.18	78.3	2.548	105.8	1.844	-7.61	-14.42	-14.92	0.096	0.076	301.7	0.1
	1/4/2010 5:00	500	-20.28	76.8	2.399	123.4	0.648	-7.31	-14.39	-14.89	0.096	0.078	301.7	0.1
	1/4/2010 6:00	600	-19.35	79.8	2.352	102.5	-3.749	-7.29	-14.37	-14.86	0.096	0.078	301.7	0.1
	1/4/2010 7:00	700	-18.31</											



Faro Meteorological Data January 01 - December 31, 2010



Faro Climate Station - 2010 data

Note: Cumulative precipitation is calculated in column 'V', while raw instrument numbers are seen in column 'U'.

Julian Day	Date	Hr	Tair	RH %	WindV	WindD	WindI	NetRad	SoilHF	SoilT2	SoilT3	Soil W	SnoD	Precip	Precip (rev)
6	1/6/2010 5:00	500	-14.11	71.8	2.494	120.1	5.5	-3.027	-13.15	-13.54	0.098	0.087	301.9	0.087	0.3
6	1/6/2010 6:00	600	-14.06	71.8	2.521	111.8	-7.77	-2.691	-12.86	-13.24	0.099	0.086	301.9	0.087	0.3
6	1/6/2010 7:00	700	-14.19	73.5	2.3	111.8	-8.15	-2.908	-13.08	-13.46	0.098	0.087	301.9	0.087	0.3
6	1/6/2010 8:00	800	-14.07	73.2	2.249	101.7	-8.32	-2.795	-13.04	-13.42	0.098	0.089	301.9	0.087	0.3
6	1/6/2010 9:00	900	-14.23	73.1	1.609	80	-5.587	-2.795	-13	-13.38	0.098	0.089	301.9	0.087	0.3
6	1/6/2010 10:00	1000	-13.64	71.1	2.368	111.6	-10.85	-2.795	-12.97	-13.35	0.099	0.088	301.9	0.087	0.3
6	1/6/2010 11:00	1100	-13.34	68.43	2.013	96.7	-8.41	-2.795	-12.94	-13.31	0.099	0.088	301.9	0.087	0.3
6	1/6/2010 12:00	1200	-13.64	68.77	2.611	110.8	-11.97	-3.039	-12.91	-13.29	0.099	0.087	301.9	0.087	0.3
6	1/6/2010 13:00	1300	-12.26	63.72	2.381	142.1	-16.97	-3.095	-12.89	-13.28	0.099	0.085	301.9	0.087	0.3
6	1/6/2010 14:00	1400	-11.3	60.81	1.834	135.6	-17.17	-2.691	-12.86	-13.24	0.099	0.086	301.9	0.087	0.3
6	1/6/2010 15:00	1500	-10.44	58.48	1.58	110.5	-10.887	-2.496	-12.83	-13.2	0.099	0.084	301.9	0.087	0.3
6	1/6/2010 16:00	1600	-11.08	62.88	2.657	115.4	-21.99	-1.963	-12.79	-13.13	0.099	0.088	301.9	0.087	0.3
6	1/6/2010 17:00	1700	-11.1	63.54	2.181	117.6	-32.34	-2.153	-12.74	-13.08	0.099	0.085	302	0.087	0.4
6	1/6/2010 18:00	1800	-10.87	61.25	2.1	103.9	-35	-2.824	-12.71	-13.08	0.099	0.085	302	0.087	0.4
6	1/6/2010 19:00	1900	-12.08	64.58	2.071	88.4	-34.24	-3.268	-12.69	-13.1	0.099	0.087	302	0.087	0.4
6	1/6/2010 20:00	2000	-12.3	65.09	1.791	91.6	-32.25	-3.525	-12.69	-13.12	0.099	0.087	302	0.087	0.4
6	1/6/2010 21:00	2100	-11.07	62.98	2.264	111.9	-34.6	-3.95	-12.69	-13.14	0.099	0.084	302	0.087	0.4
6	1/6/2010 22:00	2200	-10.49	63.87	1.644	97.2	-20.05	-3.965	-12.7	-13.16	0.099	0.09	302	0.087	0.4
6	1/6/2010 23:00	2300	-9.95	64.97	1.96	103	-16.4	-3.284	-12.69	-13.13	0.099	0.088	302	0.087	0.4
7	1/7/2010 0:00	2400	-9.57	66.7	2.108	105.1	-11.63	-2.436	-12.67	-13.06	0.099	0.087	302	0.087	0.4
7	1/7/2010 1:00	100	-9.91	69.75	1.779	99.3	-28.62	-1.836	-12.62	-12.97	0.099	0.084	302	0.087	0.4
7	1/7/2010 2:00	200	-9.7	73.9	2.071	104.3	-19.15	-2.608	-12.58	-12.95	0.099	0.089	302	0.087	0.4
7	1/7/2010 3:00	300	-9.07	71.3	2.498	107	-2.961	-2.236	-12.55	-12.92	0.099	0.088	302	0.087	0.4
7	1/7/2010 4:00	400	-8.81	71.5	2.684	101.5	-23.06	-1.122	-12.51	-12.82	0.099	0.089	302	0.087	0.4
7	1/7/2010 5:00	500	-8.76	74.7	3.126	115.1	-14.63	-0.986	-12.44	-12.74	0.1	0.088	302	0.087	0.4
7	1/7/2010 6:00	600	-8.13	76.7	2.65	99.5	-23.38	-0.556	-12.38	-12.66	0.1	0.088	302	0.087	0.4
7	1/7/2010 7:00	700	-7.47	77.2	2.829	111	-2.646	-0.486	-12.31	-12.58	0.1	0.088	302	0.087	0.4
7	1/7/2010 8:00	800	-7.09	78.6	2.879	109.9	-4.636	0.282	-12.24	-12.49	0.1	0.087	302	0.087	0.4
7	1/7/2010 9:00	900	-7.99	79.7	2.085	106.8	-25.77	0.841	-12.16	-12.37	0.1	0.083	302	0.087	0.4
7	1/7/2010 10:00	1000	-8.99	82	2.906	129.8	-32.98	-0.122	-12.08	-12.32	0.1	0.086	302.1	0.5	0.5
7	1/7/2010 11:00	1100	-9.72	84.6	1.677	66.83	-5.129	-0.85	-12.04	-12.33	0.1	0.089	302.1	0.5	0.5
7	1/7/2010 12:00	1200	-9.04	85.5	2.388	115.5	-6.463	-0.45	-12	-12.29	0.1	0.086	302.1	0.5	0.5
7	1/7/2010 13:00	1300	-8.49	84.2	1.913	113.6	-6.151	0.202	-11.95	-12.21	0.1	0.085	302.1	0.5	0.5
7	1/7/2010 14:00	1400	-8.28	84.5	1.798	124.4	-2.135	0.647	-11.89	-12.12	0.101	0.087	302.1	0.5	0.5
7	1/7/2010 15:00	1500	-8.52	85.8	1.894	121.3	-0.876	0.86	-11.82	-12.03	0.101	0.086	302.1	0.5	0.5
7	1/7/2010 16:00	1600	-8.09	86	1.902	136.4	6.244	0.936	-11.75	-11.95	0.101	0.086	302.1	0.5	0.5
7	1/7/2010 17:00	1700	-8.16	89.6	1.888	102.7	5.584	1.291	-11.67	-11.86	0.101	0.082	302.4	0.8	1.8
7	1/7/2010 18:00	1800	-7.98	92	0.409	116.5	3.737	1.504	-11.59	-11.77	0.101	0.067	303.1	0.5	2.3
7	1/7/2010 19:00	1900	-8.48	92.7	1.3	119.8	1.78	1.417	-11.52	-11.7	0.101	0.095	303.8	2.2	2.2
7	1/7/2010 20:00	2000	-8.24	92.5	1.551	114.6	1.559	1.224	-11.45	-11.65	0.102	0.111	303.9	2.3	2.3
7	1/7/2010 21:00	2100	-8.04	92.3	1.618	114.9	0.331	1.052	-11.39	-11.6	0.102	0.111	303.9	2.3	2.3
7	1/7/2010 22:00	2200	-7.73	92.1	1.576	121.2	1.015	0.871	-11.34	-11.56	0.102	0.111	303.9	2.3	2.3
7	1/7/2010 23:00	2300	-7.65	92.1	2.173	109.5	1.091	0.946	-11.27	-11.51	0.102	0.111	304	2.4	2.4
8	1/8/2010 0:00	2400	-7.49	92.7	1.629	137.6	2.853	1.03	-11.24	-11.47	0.102	0.111	304	2.4	2.4
8	1/8/2010 1:00	100	-7.29	92.7	2.003	134.3	-2.194	0.82	-11.2	-11.43	0.102	0.111	304	2.4	2.4
8	1/8/2010 2:00	200	-7.03	92.9	1.427	77.7	-0.477	0.724	-11.16	-11.41	0.102	0.108	304	2.4	2.4
8	1/8/2010 3:00	300	-8.18	94.2	1.1	189.4	-1.752	0.822	-11.12	-11.37	0.102	0.11	304	2.4	2.4
8	1/8/2010 4:00	400	-7.46	93.8	1.334	66.75	-1.133	0.474	-11.09	-11.35	0.102	0.107	304	2.4	2.4
8	1/8/2010 5:00	500	-7.74	93.7	0.921	289.8	-0.937	0.581	-11.06	-11.32	0.102	0.111	304	2.4	2.4
8	1/8/2010 6:00	600	-7.8	94	0.857	13.94	1.006	0.348	-11.02	-11.3	0.102	0.103	304	2.4	2.4
8	1/8/2010 7:00	700	-7.52	93.9	0.96	283.9	3.181	0.536	-10.97	-11.27	0.102	0.107	304	2.4	2.4
8	1/8/2010 8:00	800	-7.94	93.6	0.611	117.5	0.406	0.852	-10.96	-11.22	0.102	0.114	304	2.4	2.4
8	1/8/2010 9:00	900	-7.13	93.7	0.195	117.1	1.522	0.86	-10.92	-11.16	0.103	0.107	304.5	2.9	2.9
8	1/8/2010 10:00	1000	-7.18	93.6	0.197	241.3	1.361	0.86	-10.87	-11.12	0.103	0.116	305	3.4	3.4
8	1/8/2010 11:00	1100	-7.18	93.6	0.164	180.4	0.88	0.86	-10.83	-11.08	0.103	0.121	305.2	3.6	3.6
8	1/8/2010 12:00	1200	-7.01	93.7	0.657	113.1	-2.022	0.86	-10.79	-11.04	0.103	0.126	305.6	4	4
8	1/8/2010 13:00	1300	-6.332	93.9	0.401	121.4	-5.469	0.86	-10.76	-11	0.103	0.121	305.8	4.2	4.2
8	1/8/2010 14:00	1400	-5.789	93.9	0.733	105	-5.328	0.86	-10.72	-10.96	0.103	0.137	306.4	4.8	4.8
8	1/8/2010 15:00	1500	-5.405	94.3	1.165	91.6	-6.284	1.033	-10.68	-10.92	0.103	0.138	306.6	5	5
8	1/8/2010 16:00	1600	-4.62	91	1.453	116.3	-4.943	1.076	-10.67	-10.87	0.103	0.139	306.6	5	5
8	1/8/2010 17:00	1700	-4.802	93.4	2.109	122.7	-4.08	1.24	-10.66	-10.82	0.103	0.139	306.6	5	5
8	1/8/2010 18:00	1800	-4.817	93.1	1.8	137.9	-2.534	1.193	-10.56	-10.78	0.103	0.138	306.7	5.1	5.1
8	1/8/2010 19:00	1900	-4.608	93.4	1.381	149	-1.867	1.273	-10.52	-10.74	0.104	0.127	306.7	5.1	5.1
8	1/8/2010 20:00	2000	-3.843	92.1	1.659	226.2	-4.859	1.289	-10.48	-10.69	0.104	0.129	306.7	5.1	5.1
8	1/8/2010 21:00	2100	-3.7	90.9	1.8	231.6	-3.991	1.289	-10.44	-10.65	0.104	0.121	306.7	5.1	5.1
8	1/8/2010 22:00	2200	-3.929	91.5	1.313	217.4	-1.03	1.289	-10.4	-10.61	0.104	0.129	306.7	5.1	5.1
8	1/8/2010 23:00	2300	-4.362	91.1	0.829	219.4	-1.133	1.289	-10.35	-10.56	0.104	0.13	306.8	5.2	5.2
9	1/9/2010 0:00	2400	-4.652	91	1.023	251.9	-1.462	1.289	-10.32	-10.53	0.104	0.129	306.8	5.2	5.2
9	1/9/2010 1:00	100	-4.843	90.2	0.955	208.3	-0.981	1.289	-10.28	-10.49	0.104	0.134	306.8	5.2	5.2
9	1/9/2010 2:00	200	-5.048	90.5	0.965	232.9	0.446	1.086	-10.25	-10.46	0.104	0.134	306.8	5.2	5.2
9	1/9/2010 3:00	300	-6.609	93.5	1.632	262.9	5.545	1.074	-10.21	-10.44	0.104	0.138	306.9	5.3	5.3
9	1/9/2010 4:00	400	-8.49	93.3	0.617	223.1	4.676	0.992	-10.18	-10.41	0.104	0.139	307	5.4	5.4
9	1/9/2010 5:00	500	-8.87	92.7	0.689	236.4	1.931	0.86	-10.15	-10.39	0.104	0.139	307.2	5.6	5.6
9	1/9/2010 6:00	600	-8.83	92.7	0.412	108.7	-0.919	0.858	-10.13	-10.38	0.104	0.151	307.4	5.8	5.8
9	1/9/2010 7:00	700	-9.42	92	0.										



Faro Climate Station - 2010 data

Note: Cumulative precipitation is calculated in column 'V', while raw instrument numbers are seen in column 'U'.

-0.1

Julian Day	Date	Hr	Tair	RH %	WindV	WindD	NetRad	SoilHF	SoilT2	SoilT3	Soil W	SnoD	Precip	Precip (rev)
11	1/11/2010 10:00	1000	-23.31	80.3	1.561	275	0.314	-1.992	-9.91	-10.29	0.105	0.256	310.7	9.1
11	1/11/2010 11:00	1100	-23.44	80.1	1.341	284.5	0.585	-2.151	-10.29	-10.29	0.105	0.255	310.8	9.2
11	1/11/2010 12:00	1200	-23.58	80	1.446	288.2	-0.612	-2.149	-9.91	-10.28	0.105	0.256	310.9	9.3
11	1/11/2010 13:00	1300	-23.63	80.1	1.039	282.7	-2.919	-2.131	-9.9	-10.28	0.105	0.255	311	9.4
11	1/11/2010 14:00	1400	-23.19	80.4	0.32	271.5	-8.87	-1.969	-9.9	-10.28	0.105	0.254	311	9.4
11	1/11/2010 15:00	1500	-22.99	80.6	0.249	249.8	-8.82	-1.947	-9.9	-10.27	0.105	0.254	311.2	9.6
11	1/11/2010 16:00	1600	-23.03	80.5	0.628	249.9	1.815	-1.983	-9.89	-10.27	0.105	0.253	311.3	9.7
11	1/11/2010 17:00	1700	-23.19	80.3	0.311	250	0.864	-2.13	-9.89	-10.27	0.105	0.253	311.3	9.7
11	1/11/2010 18:00	1800	-23.23	80.3	0.381	250.1	0.233	-2.151	-9.88	-10.27	0.105	0.252	311.3	9.7
11	1/11/2010 19:00	1900	-23.6	79.9	0.443	250.3	0.238	-2.151	-9.87	-10.26	0.105	0.257	311.5	9.9
11	1/11/2010 20:00	2000	-23.74	79.8	0.557	250.6	0.216	-2.151	-9.87	-10.26	0.105	0.268	311.9	10.3
11	1/11/2010 21:00	2100	-23.89	79.7	1.105	291	0.322	-2.151	-9.86	-10.26	0.105	0.269	312	10.4
11	1/11/2010 22:00	2200	-24.07	79.5	0.767	266.9	-0.348	-2.151	-9.85	-10.25	0.105	0.275	312.1	10.5
11	1/11/2010 23:00	2300	-23.93	79.6	0.794	288.4	0.881	-2.151	-9.84	-10.25	0.105	0.275	312.1	10.5
11	1/12/2010 0:00	2400	-23.76	79.8	0.674	306.4	-1.982	-2.151	-9.84	-10.25	0.105	0.278	312.1	10.5
12	1/12/2010 1:00	100	-23.38	80.1	0.584	247.9	-0.065	-2.151	-9.83	-10.24	0.105	0.276	312.1	10.5
12	1/12/2010 2:00	200	-23.2	80.3	0.973	287.6	1.697	-2.151	-9.82	-10.24	0.105	0.276	312.1	10.5
12	1/12/2010 3:00	300	-23.18	80.4	0.905	293.3	1.064	-2.151	-9.82	-10.24	0.105	0.274	312	10.4
12	1/12/2010 4:00	400	-22.84	80.6	0.874	293.6	0.501	-2.151	-9.81	-10.23	0.105	0.273	312	10.4
12	1/12/2010 5:00	500	-22.86	80.6	1.109	286.8	1.119	-2.15	-9.81	-10.23	0.105	0.273	312	10.4
12	1/12/2010 6:00	600	-22.93	80.5	1.084	292.5	0.386	-2.074	-9.8	-10.22	0.105	0.273	312.1	10.5
12	1/12/2010 7:00	700	-22.97	80.5	0.693	282.5	0.543	-1.943	-9.79	-10.21	0.105	0.264	312.2	10.6
12	1/12/2010 8:00	800	-22.97	80.5	1.044	293.8	0.084	-1.936	-9.78	-10.2	0.105	0.261	312.2	10.6
12	1/12/2010 9:00	900	-22.92	80.6	0.983	280	-0.714	-1.936	-9.77	-10.19	0.105	0.257	312.2	10.6
12	1/12/2010 10:00	1000	-23.07	80.4	0.984	286	0.462	-1.936	-9.77	-10.19	0.105	0.256	312.2	10.6
12	1/12/2010 11:00	1100	-23.28	80.2	0.874	289.6	-0.187	-1.936	-9.76	-10.18	0.105	0.258	312.3	10.7
12	1/12/2010 12:00	1200	-23.21	80.2	0.865	296.3	-2.213	-1.936	-9.75	-10.17	0.105	0.259	312.3	10.7
12	1/12/2010 13:00	1300	-22.98	80.6	0.617	291.8	-10.78	-1.936	-9.74	-10.16	0.105	0.26	312.3	10.7
12	1/12/2010 14:00	1400	-22.03	81.8	0.239	276.9	-21.49	-1.936	-9.73	-10.15	0.105	0.259	312.3	10.7
12	1/12/2010 15:00	1500	-20.71	82.4	0	0	-10.5	-1.936	-9.72	-10.14	0.105	0.258	312.4	10.8
12	1/12/2010 16:00	1600	-21.53	81.8	0.139	270.2	-4.621	-1.936	-9.71	-10.13	0.105	0.262	312.4	10.8
12	1/12/2010 17:00	1700	-22.53	80.8	0	0	-4.712	-1.936	-9.7	-10.12	0.105	0.252	312.4	10.8
12	1/12/2010 18:00	1800	-23.11	80.3	0	0	-1.019	-1.936	-9.69	-10.12	0.105	0.248	312.4	10.8
12	1/12/2010 19:00	1900	-23.33	80.1	0	0	0.136	-1.986	-9.69	-10.12	0.105	0.271	312.4	10.8
12	1/12/2010 20:00	2000	-23.67	80	0	0	2.411	-2.151	-9.68	-10.12	0.106	0.263	312.4	10.8
12	1/12/2010 21:00	2100	-23.51	80.1	0	0	2.252	-2.151	-9.67	-10.11	0.106	0.267	312.4	10.8
12	1/12/2010 22:00	2200	-23.7	79.9	0.645	80.4	1.982	-2.151	-9.66	-10.11	0.106	0.269	312.4	10.8
12	1/12/2010 23:00	2300	-23.27	80.4	0.806	116.1	5.14	-2.151	-9.65	-10.1	0.106	0.261	312.4	10.8
13	1/13/2010 0:00	2400	-23.7	79.8	0.399	93.4	7.3	-2.151	-9.65	-10.1	0.106	0.263	312.4	10.8
13	1/13/2010 1:00	100	-24.18	79.4	0.726	110.9	5.085	-2.151	-9.64	-10.1	0.106	0.265	312.4	10.8
13	1/13/2010 2:00	200	-23.96	80	0.629	104.1	2.661	-2.212	-9.63	-10.1	0.106	0.268	312.4	10.8
13	1/13/2010 3:00	300	-23.38	80.3	0.594	80.2	1.682	-2.365	-9.63	-10.1	0.106	0.263	312.4	10.8
13	1/13/2010 4:00	400	-22.95	80.8	0.691	112.2	2.966	-2.366	-9.62	-10.1	0.106	0.266	312.4	10.8
13	1/13/2010 5:00	500	-23.21	80.2	0.481	108.1	8.38	-2.366	-9.62	-10.11	0.106	0.26	312.4	10.8
13	1/13/2010 6:00	600	-23.74	79.9	0.737	93.3	8.53	-2.366	-9.62	-10.11	0.106	0.264	312.4	10.8
13	1/13/2010 7:00	700	-24.03	80.2	0.705	73.2	3.039	-2.366	-9.61	-10.11	0.106	0.262	312.4	10.8
13	1/13/2010 8:00	800	-22.67	81.1	0.843	91.8	3.397	-2.367	-9.61	-10.11	0.106	0.258	312.4	10.8
13	1/13/2010 9:00	900	-22.94	80.8	0.433	94.9	4.423	-2.402	-9.6	-10.11	0.106	0.261	312.4	10.8
13	1/13/2010 10:00	1000	-22.91	80.8	0.219	93.7	3.235	-2.532	-9.6	-10.11	0.106	0.245	312.4	10.8
13	1/13/2010 11:00	1100	-22.65	81	0.648	100.6	2.999	-2.58	-9.6	-10.11	0.106	0.256	312.4	10.8
13	1/13/2010 12:00	1200	-21.69	82	1.069	100.6	3.208	-2.581	-9.6	-10.12	0.106	0.264	312.5	10.9
13	1/13/2010 13:00	1300	-21.1	82.2	1.211	91.4	-7.87	-2.567	-9.6	-10.12	0.106	0.262	312.5	10.9
13	1/13/2010 14:00	1400	-20.06	83.4	1.127	100.1	-15.35	-2.382	-9.59	-10.11	0.106	0.261	312.5	10.9
13	1/13/2010 15:00	1500	-18.79	84.2	1.076	113.2	-17.59	-2.365	-9.59	-10.1	0.106	0.255	312.5	10.9
13	1/13/2010 16:00	1600	-18.49	84.3	1.041	128.5	-12.68	-2.365	-9.58	-10.09	0.106	0.262	312.5	10.9
13	1/13/2010 17:00	1700	-17.99	85.1	1.283	88.9	-6.288	-2.36	-9.57	-10.09	0.106	0.26	312.8	11.2
13	1/13/2010 18:00	1800	-17.84	85.1	1.549	107.3	-1.633	-2.194	-9.56	-10.08	0.106	0.267	313.1	11.5
13	1/13/2010 19:00	1900	-17.29	85.9	1.426	103.2	-2.93	-2.15	-9.55	-10.07	0.106	0.267	313.2	11.6
13	1/13/2010 20:00	2000	-16.28	86.7	1.606	118.8	-2.088	-2.15	-9.54	-10.06	0.106	0.265	313.5	11.9
13	1/13/2010 21:00	2100	-15	87.1	1.723	120.1	-2.213	-2.151	-9.54	-10.04	0.106	0.267	313.7	12.2
13	1/13/2010 22:00	2200	-15.09	87.6	1.43	118.6	-0.697	-1.938	-9.52	-10.03	0.106	0.267	313.6	11.9
13	1/13/2010 23:00	2300	-14.91	87.5	2.163	124.5	2.168	-1.935	-9.51	-10.02	0.106	0.265	313.5	11.9
14	1/14/2010 0:00	2400	-15.29	87.5	2.096	120	-0.697	-1.935	-9.5	-10	0.106	0.266	313.3	11.7
14	1/14/2010 1:00	100	-14.38	88.5	1.95	115.4	-3.757	-1.846	-9.48	-9.99	0.106	0.268	313.2	11.6
14	1/14/2010 2:00	200	-12.22	90.3	1.532	109	-4.09	-1.72	-9.47	-9.97	0.106	0.265	313.1	11.5
14	1/14/2010 3:00	300	-11.44	90.2	1.588	129.9	0	-1.72	-9.45	-9.96	0.106	0.265	312.9	11.3
14	1/14/2010 4:00	400	-12.07	89.9	1.639	132.3	-0.376	-1.718	-9.44	-9.94	0.106	0.264	312.7	11.1
14	1/14/2010 5:00	500	-11.04	91	2.204	136	-5.029	-1.503	-9.42	-9.92	0.106	0.263	312.7	11.1
14	1/14/2010 6:00	600	-9.41	92.1	2.009	145.3	-6.582	-1.505	-9.4	-9.9	0.106	0.264	312.7	11.1
14	1/14/2010 7:00	700	-8.66	92.3	1.998	142	-2.96	-1.435	-9.38	-9.88	0.106	0.263	312.7	11.1
14	1/14/2010 8:00	800	-8.03	93.1	1.651	127.7	-5.622	-1.29	-9.36	-9.85	0.106	0.262	312.8	11.2
14	1/14/2010 9:00	900	-8.02	92.6	1.863	126.5	1.328	-1.152	-9.34	-9.82	0.106	0.261	312.8	11.2
14	1/14/2010 10:00	1000	-8.26	92.7	2.028	128	-5.278	-1.06	-9.33	-9.79	0.106	0.261	312.9	11.3
14	1/14/2010 11:00	1100	-8.21	92.7	1.545	95.2	0.694	-0.863	-9.31	-9.76	0.106	0.259	313	11.4
14	1/14/2010 12:00	1200	-8.56	92.5	1.999	119.4	-2.52	-0.818	-9.29	-9.73	0.106	0.259	313	11.4
14	1/14/2010 13:00	1300	-8.34	92.7	1.98	121.5	-15.57	-0.645	-9.26	-9.7	0.106	0.257	313.3	11.7
14	1/14/2010 14:00	1400	-7.81	92.9	1.15	118.3	-18.63	-0.606	-9.24	-9.66	0.107	0.254	314.3	12.4

Faro Climate Station - 2010 data

Note: Cumulative precipitation is calculated in column 'V', while raw instrument numbers are seen in column 'U'.

-0.1

Julian Day	Date	Hr	Tair	RH %	WindV	WindD	WindU	NetRad	SoilHF	SoilT2	SoilT3	Soil W	SnoD	Precip	Precip (rev)
15	1/16/2010 15:00	1500	-4.453	77.8	4.096	187.4	-35.52	-0.234	-8.59	-8.95	-8.95	0.108	0.258	318.6	17
16	1/16/2010 16:00	1600	-4.654	77.8	4.174	224.8	-18.61	-0.077	-8.92	-8.61	-8.61	0.109	0.258	318.6	17
16	1/16/2010 17:00	1700	-3.843	74.2	4.238	175.3	-43.34	0	-8.55	-8.89	-8.89	0.109	0.259	318.6	17
16	1/16/2010 18:00	1800	-3.671	75.6	3.887	179.5	-32.97	0	-8.53	-8.86	-8.86	0.109	0.258	318.6	17
16	1/16/2010 19:00	1900	-3.309	74.5	5.346	174.7	-35.8	-0.144	-8.51	-8.85	-8.85	0.109	0.257	318.7	17.1
16	1/16/2010 20:00	2000	-3.104	74.7	6.528	169.8	-36.47	-0.215	-8.5	-8.83	-8.83	0.109	0.248	318.7	17.1
16	1/16/2010 21:00	2100	-2.653	72.4	6.405	170.5	-19.86	-0.212	-8.48	-8.82	-8.82	0.109	0.237	318.7	17.1
16	1/16/2010 22:00	2200	-2.617	72.7	7.03	170.7	-17.86	-0.024	-8.46	-8.8	-8.8	0.109	0.235	318.6	17
16	1/16/2010 23:00	2300	-2.716	74.4	8.19	168	-25.51	0	-8.45	-8.77	-8.77	0.109	0.238	318.7	17.1
17	1/17/2010 0:00	2400	-2.85	75.3	8.77	170.5	-21.79	0.164	-8.43	-8.75	-8.75	0.109	0.233	318.8	17.2
17	1/17/2010 1:00	2500	-2.786	75.9	9.58	168.7	-19.44	0.354	-8.44	-8.71	-8.71	0.109	0.233	318.7	17.1
17	1/17/2010 2:00	2600	-2.788	75.2	9.22	166.5	-27.93	0.769	-8.38	-8.67	-8.67	0.109	0.2	318.6	17
17	1/17/2010 3:00	300	-2.699	73.9	7.55	167.2	-21.28	0.859	-8.35	-8.61	-8.61	0.109	0.196	318.6	17
17	1/17/2010 4:00	400	-2.675	74.3	7.27	167.7	-13.63	0.859	-8.31	-8.57	-8.57	0.109	0.188	318.6	17
17	1/17/2010 5:00	500	-2.772	75.6	6.853	170	-16.69	0.859	-8.28	-8.54	-8.54	0.109	0.185	318.6	17
17	1/17/2010 6:00	600	-3.015	76	6.259	168.1	-33.66	0.859	-8.25	-8.51	-8.51	0.109	0.184	318.6	17
17	1/17/2010 7:00	700	-2.763	74.4	7.06	166.7	-26.22	0.859	-8.22	-8.48	-8.48	0.109	0.178	318.6	17
17	1/17/2010 8:00	800	-3.212	76.3	6.588	165.3	-34.99	0.859	-8.19	-8.45	-8.45	0.11	0.18	318.5	16.9
17	1/17/2010 9:00	900	-3.336	77	6.289	163.3	-33.29	0.859	-8.16	-8.43	-8.43	0.11	0.182	318.5	16.9
17	1/17/2010 10:00	1000	-3.682	77.6	3.786	161.9	-32.72	0.859	-8.13	-8.4	-8.4	0.11	0.18	318.5	16.9
17	1/17/2010 11:00	1100	-4.732	80.8	1.462	131.8	-36.56	0.78	-8.11	-8.38	-8.38	0.11	0.182	318.5	16.9
17	1/17/2010 12:00	1200	-4.98	79.8	0.854	77	-35.49	0.283	-8.09	-8.38	-8.38	0.11	0.177	318.5	16.9
17	1/17/2010 13:00	1300	-3.881	72.7	0.92	69.65	-33.99	-0.503	-8.09	-8.42	-8.42	0.11	0.181	318.5	16.9
17	1/17/2010 14:00	1400	-2.98	68.15	0.688	119.1	-30.09	-1.129	-8.09	-8.46	-8.46	0.11	0.172	318.5	16.9
17	1/17/2010 15:00	1500	-4.511	74.8	1.072	129.4	-8.88	-1.572	-8.11	-8.51	-8.51	0.11	0.183	318.5	16.9
17	1/17/2010 16:00	1600	-3.988	73.4	1.186	124.5	-2.74	-1.458	-8.13	-8.56	-8.56	0.11	0.179	318.5	16.9
17	1/17/2010 17:00	1700	-4.221	75.8	1.424	147.5	-12.11	-1.182	-8.15	-8.56	-8.56	0.11	0.179	318.5	16.9
17	1/17/2010 18:00	1800	-4.825	79	1.165	105.4	-12.08	-0.596	-8.15	-8.53	-8.53	0.11	0.179	318.5	16.9
17	1/17/2010 19:00	1900	-4.819	77.1	0.486	89.3	-9.67	-0.43	-8.15	-8.5	-8.5	0.11	0.18	318.5	16.9
17	1/17/2010 20:00	2000	-5.054	79.6	0.807	111.5	-10.38	-0.43	-8.13	-8.49	-8.49	0.11	0.18	318.5	16.9
17	1/17/2010 21:00	2100	-4.826	79.7	0.923	138.6	-10.28	-0.617	-8.13	-8.48	-8.48	0.11	0.179	318.5	16.9
17	1/17/2010 22:00	2200	-5.043	82.4	1.225	127	-10.23	-0.581	-8.12	-8.48	-8.48	0.11	0.173	318.5	16.9
17	1/17/2010 23:00	2300	-5.209	84.8	0.807	144.5	-15.19	-0.43	-8.11	-8.46	-8.46	0.11	0.177	318.5	16.9
18	1/18/2010 0:00	2400	-5.295	84.7	1.105	276.7	-9.15	-0.444	-8.1	-8.45	-8.45	0.11	0.178	318.5	16.9
18	1/18/2010 1:00	2500	-5.1	82	0.803	192.6	-4.018	-0.645	-8.09	-8.45	-8.45	0.11	0.178	318.5	16.9
18	1/18/2010 2:00	2600	-5.455	83.9	0.771	131.4	-21.3	-0.643	-8.09	-8.45	-8.45	0.11	0.18	318.5	16.9
18	1/18/2010 3:00	300	-5.742	85	1.038	118.6	-2.299	-0.753	-8.08	-8.45	-8.45	0.11	0.178	318.5	16.9
18	1/18/2010 4:00	400	-5.861	84.9	1.188	53.41	-3.676	-0.86	-8.08	-8.46	-8.46	0.11	0.178	318.5	16.9
18	1/18/2010 5:00	500	-5.217	81.3	0.887	90.9	-4.269	-0.62	-8.07	-8.45	-8.45	0.11	0.178	318.5	16.9
18	1/18/2010 6:00	600	-5.008	80	0.838	131	-5.43	-0.409	-8.07	-8.42	-8.42	0.11	0.177	318.5	16.9
18	1/18/2010 7:00	700	-5.026	78.8	0.682	178.4	-8.01	-0.216	-8.05	-8.4	-8.4	0.11	0.179	318.5	16.9
18	1/18/2010 8:00	800	-5.091	78	0.378	154.2	-10.11	-0.216	-8.04	-8.38	-8.38	0.11	0.172	318.5	16.9
18	1/18/2010 9:00	900	-5.818	80.7	0.327	110.7	-18.83	-0.4	-8.03	-8.38	-8.38	0.11	0.173	318.5	16.9
18	1/18/2010 10:00	1000	-7.41	82.9	1.737	70.3	-46.61	-0.709	-8.02	-8.38	-8.38	0.11	0.177	318.5	16.9
18	1/18/2010 11:00	1100	-9.04	83	2.228	39.96	-45.06	-1.487	-8.02	-8.42	-8.42	0.11	0.179	318.5	16.9
18	1/18/2010 12:00	1200	-8.88	79.3	1.386	51.81	-34.02	-2.244	-8.03	-8.48	-8.48	0.11	0.171	318.5	16.9
18	1/18/2010 13:00	1300	-8.15	73.8	1.383	29.6	-23.33	-2.764	-8.06	-8.55	-8.55	0.11	0.171	318.5	16.9
18	1/18/2010 14:00	1400	-6.782	68.4	0.804	41.46	-21.66	-3.008	-8.09	-8.6	-8.6	0.11	0.167	318.5	16.9
18	1/18/2010 15:00	1500	-5.998	65.24	1.098	69.39	-27.24	-3.024	-8.13	-8.65	-8.65	0.11	0.168	318.4	16.8
18	1/18/2010 16:00	1600	-7.82	72.5	1.095	29.07	-28.12	-3.344	-8.16	-8.7	-8.7	0.11	0.179	318.5	16.9
18	1/18/2010 17:00	1700	-8.5	75.9	1.239	7.86	-25.29	-3.472	-8.18	-8.76	-8.76	0.11	0.171	318.5	16.9
18	1/18/2010 18:00	1800	-9.12	76.9	1.238	39.08	-21.21	-3.869	-8.23	-8.81	-8.81	0.11	0.176	318.5	16.9
18	1/18/2010 19:00	1900	-8.67	78.6	0.873	54.46	-14.93	-3.804	-8.26	-8.85	-8.85	0.11	0.176	318.5	16.9
18	1/18/2010 20:00	2000	-7.66	79.2	1.242	24.49	-5.604	-3.529	-8.3	-8.88	-8.88	0.109	0.175	318.4	16.8
18	1/18/2010 21:00	2100	-7.53	80.9	0.483	198.2	-3.118	-3.022	-8.32	-8.88	-8.88	0.109	0.174	318.4	16.8
18	1/18/2010 22:00	2200	-7.24	85.5	0.3	310.9	0.284	-2.453	-8.33	-8.85	-8.85	0.109	0.174	318.5	16.9
18	1/18/2010 23:00	2300	-7.18	92.3	1.101	294.4	1.38	-1.93	-8.33	-8.82	-8.82	0.109	0.178	318.6	17
18	1/19/2010 0:00	2400	-7.36	93.5	0.755	289.8	1.43	-1.418	-8.32	-8.78	-8.78	0.109	0.19	319.3	17.7
19	1/19/2010 1:00	100	-7.43	93.6	0.514	277.2	-1.009	-0.986	-8.3	-8.73	-8.73	0.109	0.192	319.7	18.1
19	1/19/2010 2:00	200	-6.83	93.15	164.1	51.52	-5.21	-0.81	-8.68	-8.68	-8.68	0.109	0.191	319.7	18.1
19	1/19/2010 3:00	300	-6.364	88.2	2.293	157	-7.14	-0.645	-8.24	-8.64	-8.64	0.11	0.192	319.7	18.1
19	1/19/2010 4:00	400	-6.125	88.5	1.777	168.4	-5.275	-0.505	-8.22	-8.6	-8.6	0.11	0.19	319.8	18.2
19	1/19/2010 5:00	500	-6.324	89.4	1.288	184	-7.47	-0.43	-8.19	-8.57	-8.57	0.11	0.185	319.8	18.2
19	1/19/2010 6:00	600	-6.455	87.9	1.748	165.7	-16.79	-0.462	-8.17	-8.54	-8.54	0.11	0.186	319.8	18.2
19	1/19/2010 7:00	700	-8.36	88.9	0.946	71.5	-8.02	-0.833	-8.15	-8.54	-8.54	0.11	0.189	319.8	18.2
19	1/19/2010 8:00	800	-8.56	89.7	0.97	45.24	-9.56	-1.351	-8.13	-8.55	-8.55	0.11	0.184	319.8	18.2
19	1/19/2010 9:00	900	-9.64	90.1	1.203	50.86	-18.26	-1.752	-8.13	-8.58	-8.58	0.11	0.183	319.8	18.2
19	1/19/2010 10:00	1000	-8.94	89.3	0.981	59.54	-9.94	-1.125	-8.14	-8.61	-8.61	0.11	0.183	319.8	18.2
19	1/19/2010 11:00	1100	-9.17	86.1	1.145	55.1	-16.24	-2.475	-8.15	-8.65	-8.65	0.11	0.189	319.8	18.2
19	1/19/2010 12:00	1200	-8.12	81.5	1.285	54.24	-17.53	-2.696	-8.17	-8.69	-8.69	0.11	0.169	319.8	18.2
19	1/19/2010 13:00	1300	-7.21	75.8	1.277	42.83	-17.97	-2.794	-8.19	-8.71	-8.71	0.11	0.181	319.8	18.2
19	1/19/2010 14:00	1400	-4.943	68.88	0.933	47.23	-30.45	-2.794	-8.2	-8.74	-8.74	0.11	0.168	319.8	18.2
19	1/19/2010 15:00	1500	-3.968	63.68	1.059	41.86	-38.3	-2.941	-8.22	-8.76	-8.76	0.11	0.175	319.7	18.1
19	1/19/2010 16:00	1600	-3.505	63.98</											



Faro Climate Station - 2010 data

Note: Cumulative precipitation is calculated in column 'V', while raw instrument numbers are seen in column 'U'.

-0.1

Julian Day	Date	Hr	Tair	RH %	WindV	WindD	WindS	NetRad	SoilHF	SoilT2	SoilT3	Soil W	SnoD	Precip	Precip (rev)
21	1/21/2010 20:00	2000	-5.465	95.9	0.698	137.4	0.053	0.434	-7.73	-8.02	0.111	0.2	321.1	19.5	
21	1/21/2010 21:00	2100	-5.748	94.4	0.756	137.2	0.287	0.32	-7.71	-8.01	0.111	0.2	321.1	19.5	
21	1/21/2010 22:00	2200	-6.126	94.7	1.107	108.6	-1.159	0.215	-7.7	-8	0.111	0.2	321.1	19.5	
21	1/21/2010 23:00	2300	-6.267	94.9	1.552	138.2	-0.874	0.153	-7.68	-7.99	0.111	0.2	321.1	19.5	
22	1/22/2010 0:00	2400	-6.23	94.2	1.019	54.4	-0.888	0	-7.67	-7.98	0.111	0.201	321.1	19.5	
22	1/22/2010 1:00	100	-6.25	94	0.635	112.3	-1.18	0	-7.65	-7.97	0.112	0.199	321.1	19.5	
22	1/22/2010 2:00	200	-6.227	94	0.799	129.7	-0.637	0	-7.64	-7.96	0.111	0.174	321.1	19.5	
22	1/22/2010 3:00	300	-6.443	94.1	0.462	123.4	-0.312	0	-7.63	-7.95	0.112	0.176	321.1	19.5	
22	1/22/2010 4:00	400	-6.567	94.5	0.789	137.4	-1.249	0	-7.62	-7.94	0.111	0.177	321.1	19.5	
22	1/22/2010 5:00	500	-6.592	94.4	0.755	350.2	-0.784	-0.125	-7.6	-7.94	0.111	0.182	321.1	19.5	
22	1/22/2010 6:00	600	-6.761	94.9	0.332	119.7	-1.197	-0.214	-7.59	-7.93	0.112	0.183	321.1	19.5	
22	1/22/2010 7:00	700	-6.855	94.7	0.183	286.9	-0.218	-0.215	-7.58	-7.92	0.112	0.184	321.1	19.5	
22	1/22/2010 8:00	800	-6.946	95	0.359	141.3	-0.717	-0.215	-7.57	-7.91	0.112	0.184	321.1	19.5	
22	1/22/2010 9:00	900	-6.847	94.3	0.202	77.8	-0.224	-0.215	-7.56	-7.91	0.112	0.184	321.1	19.5	
22	1/22/2010 10:00	1000	-6.606	94.4	0.338	23.68	-0.227	-0.215	-7.55	-7.9	0.112	0.177	321.1	19.5	
22	1/22/2010 11:00	1100	-6.722	94.6	0.495	339.6	-0.454	-0.215	-7.55	-7.89	0.112	0.17	321.1	19.5	
22	1/22/2010 12:00	1200	-6.86	95.1	0.442	326.1	-4.473	-0.215	-7.54	-7.88	0.112	0.17	321.1	19.5	
22	1/22/2010 13:00	1300	-6.442	94.8	0.475	316.3	-10.41	-0.125	-7.53	-7.86	0.112	0.166	321.1	19.5	
22	1/22/2010 14:00	1400	-6.354	94.4	0.379	271.1	-9.47	0	-7.51	-7.85	0.112	0.172	321.1	19.5	
22	1/22/2010 15:00	1500	-6.248	94.4	0.355	318.1	-9.64	0	-7.5	-7.83	0.112	0.178	321.1	19.5	
22	1/22/2010 16:00	1600	-6.207	94.1	0.383	303.7	-8.56	0	-7.49	-7.82	0.112	0.181	321.1	19.5	
22	1/22/2010 17:00	1700	-6.384	94.7	0.947	152.1	-4.298	0	-7.47	-7.8	0.112	0.185	321.1	19.5	
22	1/22/2010 18:00	1800	-6.696	93.9	1.123	84.9	-0.281	0	-7.46	-7.79	0.112	0.187	321.1	19.5	
22	1/22/2010 19:00	1900	-6.789	94	0.954	53.02	-2.595	-0.107	-7.45	-7.79	0.112	0.19	321.2	19.6	
22	1/22/2010 20:00	2000	-6.379	94	0.243	105.7	-1.16	-0.215	-7.44	-7.78	0.112	0.19	321.2	19.6	
22	1/22/2010 21:00	2100	-6.336	93.2	0.21	1.659	0.017	-0.215	-7.43	-7.77	0.112	0.185	321.2	19.6	
22	1/22/2010 22:00	2200	-6.598	94	0.307	75.3	0.524	-0.215	-7.42	-7.76	0.112	0.187	321.2	19.6	
22	1/22/2010 23:00	2300	-6.898	93.9	0.712	170.5	0.259	-0.215	-7.41	-7.75	0.112	0.183	321.2	19.6	
22	1/23/2010 0:00	2400	-7.33	93.7	0.932	130.5	-0.399	-0.215	-7.4	-7.75	0.112	0.175	321.2	19.6	
23	1/23/2010 1:00	100	-7.62	93.3	1.009	94.7	-1.252	-0.215	-7.39	-7.74	0.112	0.172	321.2	19.6	
23	1/23/2010 2:00	200	-7.53	93.2	0.244	24.78	-1.123	-0.258	-7.38	-7.74	0.112	0.183	321.3	19.7	
23	1/23/2010 3:00	300	-7.72	93.1	0.652	114.9	-1.177	-0.429	-7.38	-7.73	0.112	0.184	321.3	19.7	
23	1/23/2010 4:00	400	-7.73	92.8	0.894	92.3	-0.943	-0.43	-7.37	-7.73	0.113	0.187	321.3	19.7	
23	1/23/2010 5:00	500	-7.78	93.3	0.706	328.3	-0.643	-0.433	-7.37	-7.73	0.113	0.187	321.3	19.7	
23	1/23/2010 6:00	600	-7.76	93.3	0.332	229.6	-0.685	-0.442	-7.36	-7.73	0.113	0.186	321.3	19.7	
23	1/23/2010 7:00	700	-7.78	93.5	0.634	277.2	-0.773	-0.452	-7.36	-7.73	0.113	0.189	321.3	19.7	
23	1/23/2010 8:00	800	-7.79	93.9	0.995	287.8	-0.833	-0.492	-7.35	-7.73	0.113	0.197	321.4	19.8	
23	1/23/2010 9:00	900	-8.09	93.7	0.731	170.2	0.421	-0.475	-7.35	-7.72	0.113	0.194	321.4	19.8	
23	1/23/2010 10:00	1000	-8.06	93.1	1.011	94.1	-0.876	-0.503	-7.34	-7.72	0.113	0.193	321.4	19.8	
23	1/23/2010 11:00	1100	-8.01	92.6	0.748	141.9	-0.901	-0.638	-7.33	-7.71	0.113	0.188	321.4	19.8	
23	1/23/2010 12:00	1200	-8.04	92.5	1.173	157.9	-4.856	-0.645	-7.33	-7.71	0.113	0.184	321.5	19.9	
23	1/23/2010 13:00	1300	-7.84	92	1.018	164.9	-8.93	-0.57	-7.32	-7.7	0.113	0.185	321.5	19.9	
23	1/23/2010 14:00	1400	-7.74	92.1	0.689	128.5	-12.28	-0.43	-7.32	-7.69	0.113	0.188	321.5	19.9	
23	1/23/2010 15:00	1500	-7.72	91.6	1.251	147.9	-9.99	-0.424	-7.31	-7.68	0.113	0.188	321.5	19.9	
23	1/23/2010 16:00	1600	-7.73	91.8	1.131	153	-9.75	-0.236	-7.3	-7.67	0.113	0.186	321.5	19.9	
23	1/23/2010 17:00	1700	-7.86	92.1	0.589	97.2	-4.592	-0.215	-7.29	-7.65	0.113	0.188	321.5	19.9	
23	1/23/2010 18:00	1800	-8.1	92.6	0.386	75.5	-2.384	-0.329	-7.28	-7.64	0.113	0.204	321.5	19.9	
23	1/23/2010 19:00	1900	-8.1	92.5	1.103	149.5	-0.71	-0.43	-7.27	-7.64	0.113	0.205	321.6	20	
23	1/23/2010 20:00	2000	-8.24	92	1.415	159.6	0.026	-0.545	-7.26	-7.64	0.113	0.195	321.6	20	
23	1/23/2010 21:00	2100	-8.34	91	1.145	185	0.2	-0.645	-7.26	-7.64	0.113	0.195	321.6	20	
23	1/23/2010 22:00	2200	-8.53	91	1.652	168.3	-0.467	-0.645	-7.25	-7.64	0.113	0.2	321.6	20	
23	1/23/2010 23:00	2300	-8.8	91	2.029	163.8	0.203	-0.645	-7.25	-7.64	0.113	0.208	321.6	20	
24	1/24/2010 0:00	2400	-8.99	91.2	1.517	149.7	-0.835	-0.645	-7.25	-7.64	0.113	0.199	321.6	20	
24	1/24/2010 1:00	100	-8.96	90.3	1.885	143.3	-0.83	-0.666	-7.24	-7.64	0.113	0.207	321.6	20	
24	1/24/2010 2:00	200	-8.94	90.6	1.14	147.5	-0.866	-0.821	-7.24	-7.64	0.113	0.205	321.7	20.1	
24	1/24/2010 3:00	300	-9.22	90.2	0.6	96.5	1.62	-0.858	-7.24	-7.64	0.113	0.21	321.7	20.1	
24	1/24/2010 4:00	400	-9.52	86	1.233	146.1	-2.09	-0.86	-7.23	-7.64	0.113	0.203	321.7	20.1	
24	1/24/2010 5:00	500	-9.78	84	1.667	131.8	-4.052	-0.906	-7.23	-7.64	0.113	0.206	321.7	20.1	
24	1/24/2010 6:00	600	-9.27	79.7	3.991	161.9	-18.5	-1.075	-7.23	-7.65	0.113	0.214	321.7	20.1	
24	1/24/2010 7:00	700	-9.58	79.1	3.793	158	-11.45	-1.086	-7.23	-7.65	0.113	0.207	321.7	20.1	
24	1/24/2010 8:00	800	-9.12	77.9	1.6	139.6	-8.28	-1.154	-7.23	-7.67	0.113	0.204	321.7	20.1	
24	1/24/2010 9:00	900	-9.32	77.4	1.223	111.5	-7.28	-1.098	-7.24	-7.67	0.113	0.204	321.6	20	
24	1/24/2010 10:00	1000	-9.13	76.7	2.703	142.3	-10.62	-1.085	-7.24	-7.67	0.113	0.201	321.6	20	
24	1/24/2010 11:00	1100	-9.38	77.3	4.124	157.7	-12.53	-1.108	-7.24	-7.67	0.113	0.195	321.6	20	
24	1/24/2010 12:00	1200	-9.45	76.7	4.581	165.5	-20.19	-1.075	-7.24	-7.67	0.113	0.207	321.6	20	
24	1/24/2010 13:00	1300	-9.16	74.9	4.955	159.5	-33.26	-1.075	-7.24	-7.67	0.113	0.205	321.6	20	
24	1/24/2010 14:00	1400	-8.45	70.5	5.556	145.2	-8.47	-0.991	-7.24	-7.66	0.113	0.205	321.6	20	
24	1/24/2010 15:00	1500	-8.61	71.7	4.426	126.2	-3.442	-0.853	-7.21	-7.64	0.113	0.199	321.5	19.9	
24	1/24/2010 16:00	1600	-8.09	67.25	4.332	130.6	-5.84	-0.648	-7.22	-7.63	0.113	0.193	321.5	19.9	
24	1/24/2010 17:00	1700	-8.6	67.66	5.282	109.8	-26.08	-0.645	-7.21	-7.61	0.113	0.207	321.5	19.9	
24	1/24/2010 18:00	1800	-9.52	69.46	4.537	111.8	-36.89	-0.763	-7.2	-7.61	0.113	0.21	321.5	19.9	
24	1/24/2010 19:00	1900	-10.04	70	4.277	142.6	-35.61	-0.995	-7.2	-7.61	0.113	0.196	321.5	19.9	
24	1/24/2010 20:00	2000	-9.99	68.96	4.791	129.1	-49.14	-1.221	-7.19	-7.63	0.113	0.207	321.5	19.9	
24	1/24/2010 21:00	2100	-10.3	69.29	4.415	131.7	-50.6	-1.458	-7.19	-7.64	0.113	0.209	321.5	19.9	
24	1/24/2010 22:00	2200	-10.84	71.9	4.505	133.7	-52.46	-1.683	-7.22	-7.67	0.113	0.205	321.4	19.8	
24	1/24/2010 23:00	2300	-10.64	71.7	5.397	138.8	-50.58	-1.871	-7.21	-7.69	0.113	0.201	321.4	19.8	
25	1/25/2010 0:00	2400	-10.43	70.2	5.028	133.9	-50.51	-2.055	-7.22	-7.72	0.113	0.182	321.4	19.8	
25	1/25/2010 1:00	100	-10.46	70.1	4.891	129	-49.85	-							



Faro Meteorological Data January 01 - December 31, 2010



Faro Climate Station - 2010 data

Note: Cumulative precipitation is calculated in column 'V', while raw instrument numbers are seen in column 'U'.

-0.1

Julian Day	Date	HR	Tair	RH %	WindV	WindD	NetRad	SoilHF	SoilT2	SoilT3	Soil W	SnoD	Precip	Precip (rev)
27	1/27/2010 1:00	100	-15.5	81.8	2.316	112.4	-35.38	-7.74	-8.72	-9.51	0.109	0.163	320.9	19.3
27	1/27/2010 2:00	200	-15.2	81.9	2.286	114.4	-35.21	-7.65	-8.76	-9.55	0.109	0.162	320.9	19.3
27	1/27/2010 3:00	300	-15.34	81.9	2.505	115.4	-33.99	-7.44	-8.79	-9.57	0.109	0.164	320.9	19.3
27	1/27/2010 4:00	400	-14.93	82.2	2.273	112.1	-32.68	-7.24	-8.82	-9.58	0.109	0.165	320.9	19.3
27	1/27/2010 5:00	500	-14.65	82.6	2.487	124.3	-37.1	-6.959	-8.84	-9.58	0.109	0.161	320.9	19.3
27	1/27/2010 6:00	600	-14.7	83.7	2.06	130.8	-33.56	-6.639	-8.86	-9.57	0.109	0.165	320.9	19.3
27	1/27/2010 7:00	700	-14.68	85.1	1.888	130	-31.92	-6.481	-8.88	-9.57	0.109	0.159	320.9	19.3
27	1/27/2010 8:00	800	-15.36	86.3	1.598	94.3	-33.54	-6.45	-8.89	-9.58	0.109	0.163	320.9	19.3
27	1/27/2010 9:00	900	-14.9	86.8	2.302	136.5	-30	-6.65	-8.91	-9.6	0.109	0.16	320.9	19.3
27	1/27/2010 10:00	1000	-14.58	86.5	1.712	122.4	-17.89	-6.667	-8.93	-9.62	0.108	0.163	320.8	19.2
27	1/27/2010 11:00	1100	-14.54	86.8	1.418	103.9	-21.67	-6.527	-8.95	-9.63	0.108	0.163	320.8	19.2
27	1/27/2010 12:00	1200	-13.08	81.9	1.694	119	-18.13	-6.127	-8.96	-9.62	0.108	0.159	320.8	19.2
27	1/27/2010 13:00	1300	-11.57	77.2	2.001	118.9	-26.26	-5.701	-8.97	-9.6	0.108	0.16	320.8	19.2
27	1/27/2010 14:00	1400	-10.09	71.5	1.697	110	-22.38	-5.3	-8.97	-9.57	0.108	0.15	320.8	19.2
27	1/27/2010 15:00	1500	-9.47	70.4	1.633	135.5	-20.81	-5.158	-8.96	-9.54	0.108	0.152	320.8	19.2
27	1/27/2010 16:00	1600	-10.08	71.9	2.371	135.3	-31.93	-5.159	-8.94	-9.53	0.108	0.161	320.8	19.2
27	1/27/2010 17:00	1700	-11.37	77.9	2.49	137.5	-39.32	-4.996	-8.93	-9.52	0.108	0.161	320.8	19.2
27	1/27/2010 18:00	1800	-11.78	82.3	2.267	133	-38.15	-4.944	-8.92	-9.5	0.108	0.162	320.9	19.3
27	1/27/2010 19:00	1900	-12.29	86.2	2.038	130.8	-29.47	-5.102	-8.91	-9.5	0.108	0.163	320.9	19.3
27	1/27/2010 20:00	2000	-12.55	87.8	1.931	105.9	-20.75	-5.159	-8.91	-9.5	0.109	0.162	320.9	19.3
27	1/27/2010 21:00	2100	-12.53	87.3	1.084	97.5	-30.1	-5.11	-8.92	-9.5	0.108	0.16	320.9	19.3
27	1/27/2010 22:00	2200	-12.6	89.5	0.934	46.29	-26.19	-5.16	-8.92	-9.5	0.108	0.159	320.9	19.3
27	1/27/2010 23:00	2300	-11.43	89.6	0.39	98	-8.3	-5.681	-8.93	-9.53	0.108	0.163	320.9	19.3
27	1/28/2010 0:00	2400	-10.73	87.2	1.777	137.8	-14.02	-5.77	-8.95	-9.56	0.108	0.158	320.9	19.3
28	1/28/2010 1:00	100	-10.49	86.9	1.054	125.7	-20.54	-5.218	-8.97	-9.56	0.108	0.165	320.9	19.3
28	1/28/2010 2:00	200	-10.4	87.1	0.751	193.5	-33.24	-4.63	-8.96	-9.52	0.108	0.155	320.9	19.3
28	1/28/2010 3:00	300	-10.23	87.9	0.887	254.9	-29.49	-4.712	-8.97	-9.5	0.108	0.158	320.9	19.3
28	1/28/2010 4:00	400	-9.97	86.7	1.153	167.9	-12.34	-5.127	-8.97	-9.52	0.108	0.163	320.9	19.3
28	1/28/2010 5:00	500	-8.42	81.5	2.005	147	-1.941	-5.173	-8.99	-9.53	0.108	0.163	320.9	19.2
28	1/28/2010 6:00	600	-8.43	80.2	1.385	113.5	-3.82	-4.155	-8.99	-9.49	0.108	0.164	320.9	19.3
28	1/28/2010 7:00	700	-8.34	80.9	1.548	122.1	-8.08	-3.071	-8.98	-9.41	0.108	0.163	320.9	19.3
28	1/28/2010 8:00	800	-8.01	80.3	2.091	154.2	-10.88	-2.411	-8.94	-9.32	0.108	0.166	320.9	19.3
28	1/28/2010 9:00	900	-7.74	80.2	1.918	139.9	-7.22	-2.047	-8.89	-9.24	0.109	0.163	321.1	19.5
28	1/28/2010 10:00	1000	-7.87	82.2	1.076	174.5	-5.315	-1.723	-8.85	-9.17	0.109	0.161	321.2	19.6
28	1/28/2010 11:00	1100	-7.93	84.8	0.642	264.3	-14.89	-1.449	-8.8	-9.1	0.109	0.169	321.2	19.6
28	1/28/2010 12:00	1200	-7.69	91.1	1.287	341.5	-27.33	-1.296	-8.75	-9.04	0.109	0.168	321.2	19.6
28	1/28/2010 13:00	1300	-7.89	79.9	1.958	181.3	-16.69	-1.453	-8.71	-9	0.109	0.166	321.2	19.6
28	1/28/2010 14:00	1400	-6.983	77.3	1.448	124.2	-16.18	-1.115	-8.76	-8.95	0.109	0.164	321.2	19.6
28	1/28/2010 15:00	1500	-7.04	75.3	2.309	149.2	-34.86	-0.572	-8.63	-8.87	0.109	0.168	321.2	19.6
28	1/28/2010 16:00	1600	-6.609	71.9	1.67	158	-33.13	-0.564	-8.58	-8.81	0.109	0.166	321.1	19.5
28	1/28/2010 17:00	1700	-6.338	71	1.08	136.5	-32.03	-1.233	-8.54	-8.8	0.109	0.165	321.2	19.6
28	1/28/2010 18:00	1800	-8.84	79.9	1.018	91.7	-33.74	-2.259	-8.51	-8.83	0.109	0.17	321.2	19.6
28	1/28/2010 19:00	1900	-8.89	82.1	0.734	81.7	-32.07	-3.867	-8.53	-8.9	0.109	0.161	321.2	19.6
28	1/28/2010 20:00	2000	-10.16	85	1.568	74.2	-35.62	-4.262	-8.52	-8.98	0.11	0.169	321.2	19.6
28	1/28/2010 21:00	2100	-10.53	87	2.033	92.4	-35.84	-4.884	-8.56	-9.06	0.109	0.168	321.2	19.6
28	1/28/2010 22:00	2200	-10.84	90	1.593	100.2	-33.68	-5.029	-8.59	-9.12	0.109	0.167	321.2	19.6
28	1/28/2010 23:00	2300	-10.75	89.7	1.478	125.7	-31.62	-5.155	-8.63	-9.17	0.109	0.166	321.2	19.6
29	1/29/2010 0:00	2400	-11.18	88.8	1.1	78.4	-27.72	-5.228	-8.66	-9.21	0.109	0.165	321.2	19.6
29	1/29/2010 1:00	100	-11.64	92.7	1.254	107.4	-26.09	-5.481	-8.7	-9.25	0.109	0.166	321.2	19.6
29	1/29/2010 2:00	200	-11.54	91.6	1.436	111.9	-25.43	-5.769	-8.73	-9.31	0.109	0.165	321.2	19.6
29	1/29/2010 3:00	300	-12.25	90.7	1.189	88.6	-23.61	-5.963	-8.77	-9.36	0.109	0.163	321.2	19.6
29	1/29/2010 4:00	400	-12.94	92.7	1.645	106.1	-18.63	-6.034	-8.81	-9.41	0.109	0.164	321.2	19.6
29	1/29/2010 5:00	500	-12.24	91.6	1.509	114.9	-19.69	-6.231	-8.84	-9.45	0.109	0.163	321.2	19.6
29	1/29/2010 6:00	600	-12.01	90.4	1.414	127.5	-19.34	-6.043	-8.88	-9.48	0.109	0.164	321.2	19.6
29	1/29/2010 7:00	700	-11.87	90.1	1.409	150.8	-19.35	-6.02	-8.91	-9.51	0.109	0.164	321.2	19.6
29	1/29/2010 8:00	800	-12.26	90.1	1.343	136.3	-20.08	-6.019	-8.94	-9.54	0.108	0.16	321.2	19.6
29	1/29/2010 9:00	900	-13.47	89.3	1.156	83.6	-17.38	-6.019	-8.97	-9.56	0.108	0.164	321.2	19.6
29	1/29/2010 10:00	1000	-13.56	90	1.028	83.4	-14.47	-6.021	-8.99	-9.59	0.108	0.161	321.2	19.6
29	1/29/2010 11:00	1100	-14.59	89.7	0.841	73.2	-9.98	-6.209	-9.01	-9.62	0.108	0.158	321.2	19.6
29	1/29/2010 12:00	1200	-11.25	83.5	0.771	63.9	-10.77	-6.235	-9.04	-9.65	0.108	0.153	321.2	19.6
29	1/29/2010 13:00	1300	-8.07	75.1	0.741	56.48	-5.091	-6.11	-9.07	-9.67	0.108	0.14	321.1	19.5
29	1/29/2010 14:00	1400	-6.973	70.6	0.813	82.5	-2.497	-5.696	-9.09	-9.67	0.108	0.148	321.1	19.5
29	1/29/2010 15:00	1500	-5.698	67.52	0.465	88.8	-1.305	-5.264	-9.1	-9.65	0.108	0.146	321.1	19.5
29	1/29/2010 16:00	1600	-7.8	74	0.612	40.02	-7.7	-4.965	-9.1	-9.63	0.108	0.144	321.2	19.6
29	1/29/2010 17:00	1700	-10.19	84.1	0.829	202.4	-11.7	-5.071	-9.1	-9.63	0.108	0.144	321.2	19.6
29	1/29/2010 18:00	1800	-10.66	87.3	0.964	299.8	-11.36	-5.351	-9.1	-9.65	0.108	0.144	321.2	19.6
29	1/29/2010 19:00	1900	-10.91	88.5	0.819	336	-12.85	-5.374	-9.11	-9.66	0.108	0.144	321.2	19.6
29	1/29/2010 20:00	2000	-10.72	87.1	1.412	313.3	-12.03	-5.542	-9.13	-9.68	0.108	0.122	321.2	19.6
29	1/29/2010 21:00	2100	-10.83	84.5	1.488	27.89	-15.16	-5.589	-9.14	-9.69	0.108	0.13	321.2	19.6
29	1/29/2010 22:00	2200	-10.95	85.9	0.57	347.6	-13.58	-5.589	-9.17	-9.71	0.108	0.13	321.2	19.6
29	1/29/2010 23:00	2300	-10.92	84.2	1.326	19.18	-11.98	-5.589	-9.19	-9.72	0.108	0.135	321.2	19.6
30	1/30/2010 0:00	2400	-10.14	84.2	1.365	316.4	-13.87	-5.545	-9.21	-9.73	0.108	0.132	321.2	19.6
30	1/30/2010 1:00	100	-9.7	85.4	1.383	111.2	-10.72	-5.154	-9.23	-9.72	0.108	0.132	321.2	19.6
30	1/30/2010 2:00	200	-9.21	84.1	1.715	99.1	-6.937	-4.553	-9.24	-9.69	0.108	0.132	321.2	19.6
30	1/30/2010 3:00	300	-8.15	83.3	1.422	104.1	-0.099	-5.811	-9.23	-9.63	0.108	0.132	321.2	19.6
30	1/30/2010 4:00	400	-7.05	80.8	2.957	169.9	0.099	-2.947	-9.21	-9.55	0.108	0.153	321.2	19.6
30	1/30/2010 5:00	500	-6.985	83.9	2.734	159.9	1.561	-2.089	-9.17	-9.46	0.108	0.171	321.4	19.8
30	1/30/2010 6:00	600	-7.											



Faro Meteorological Data January 01 - December 31, 2010



Faro Climate Station - 2010 data
Note: Cumulative precipitation is calculated in column 'V', while raw instrument numbers are seen in column 'U'.

-0.1

Julian Day	Date	Hr	Tair	RH %	WindV	WindD	WindS	NetRad	SoilHF	SoilT2	SoilT3	Soil W	SnoD	Precip	Precip (rev)
32	2/1/2010 6:00	600	-11.92	90.1	1.329	96.1	-7.86	-2.131	-8.02	-8.41	0.1111	0.175	322.4	20.8	
32	2/1/2010 7:00	700	-12.4	90.1	1.326	96.1	-4.315	-2.172	-8.42	-8.42	0.1111	0.176	322.4	20.8	
32	2/1/2010 8:00	800	-12.77	89.6	0.762	90.8	-4.272	-2.367	-8.03	-8.45	0.1111	0.178	322.4	20.8	
32	2/1/2010 9:00	900	-12.55	89.9	0.677	103.1	-3.508	-2.458	-8.04	-8.46	0.1111	0.178	322.4	20.8	
32	2/1/2010 10:00	1000	-12.34	90	1.354	117.2	-4.225	-2.454	-8.05	-8.47	0.1111	0.173	322.4	20.8	
32	2/1/2010 11:00	1100	-11.57	90.6	0.936	122.7	-2.779	-2.366	-8.06	-8.48	0.1111	0.171	322.5	20.9	
32	2/1/2010 12:00	1200	-11.23	90.6	0.826	122.2	-7.15	-2.303	-8.06	-8.47	0.1111	0.171	322.4	20.8	
32	2/1/2010 13:00	1300	-11.36	90.4	0.22	292.1	-18.89	-1.952	-8.06	-8.46	0.1111	0.164	322.4	20.8	
32	2/1/2010 14:00	1400	-11.14	90.4	0.467	266.7	-23.14	-1.571	-8.05	-8.43	0.1111	0.165	322.4	20.8	
32	2/1/2010 15:00	1500	-10.93	90.6	0.437	245.1	-21.82	-1.262	-8.04	-8.39	0.1111	0.163	322.6	21.1	
32	2/1/2010 16:00	1600	-10.73	90.7	0.459	50.02	-11.1	-1.075	-8.02	-8.36	0.1111	0.166	322.6	21.1	
32	2/1/2010 17:00	1700	-10.44	91.1	0.435	179.9	-13.6	-1.075	-8	-8.33	0.1111	0.169	322.7	21.1	
32	2/1/2010 18:00	1800	-11.15	90.8	0.221	32.64	-5.113	-1.322	-7.98	-8.32	0.1111	0.166	322.7	21.1	
32	2/1/2010 19:00	1900	-11.66	90.3	0.202	210.9	-3.95	-1.649	-7.97	-8.34	0.1111	0.166	322.7	21.1	
32	2/1/2010 20:00	2000	-11.28	90.9	0.281	53.35	-5.338	-2.062	-7.97	-8.36	0.1111	0.168	322.7	21.1	
32	2/1/2010 21:00	2100	-10.95	91	0.655	300.5	-0.239	-2.365	-7.98	-8.39	0.1111	0.169	322.7	21.1	
32	2/1/2010 22:00	2200	-11.53	90.5	0.729	274.2	0.744	-2.28	-7.98	-8.4	0.1111	0.169	322.7	21.1	
32	2/1/2010 23:00	2300	-11.79	90.3	0.196	185.4	-2.81	-2.076	-7.99	-8.4	0.1111	0.171	322.7	21.1	
32	2/2/2010 0:00	2400	-11.67	90.5	0.21	164.6	-3.02	-2.085	-7.99	-8.39	0.1111	0.171	322.7	21.1	
33	2/2/2010 1:00	100	-11.32	90.8	0.344	199.1	-2.717	-2.15	-7.99	-8.4	0.1111	0.171	322.7	21.1	
33	2/2/2010 2:00	200	-11.23	90.8	0.549	222.3	-1.193	-2.15	-7.99	-8.4	0.1111	0.171	322.7	21.1	
33	2/2/2010 3:00	300	-11.31	90.7	0.31	251.2	-3.522	-2.051	-7.99	-8.39	0.1111	0.171	322.7	21.1	
33	2/2/2010 4:00	400	-11.43	90.6	0.209	81.1	-2.235	-1.95	-7.99	-8.39	0.1111	0.17	322.7	21.1	
33	2/2/2010 5:00	500	-11.51	90.5	0.357	76.6	-3.026	-2.139	-7.98	-8.39	0.1111	0.171	322.7	21.1	
33	2/2/2010 6:00	600	-12.39	89.9	0.268	79.3	-4.291	-2.15	-7.98	-8.39	0.1111	0.169	322.7	21.1	
33	2/2/2010 7:00	700	-12.11	90.2	0.332	108	-5.595	-2.242	-7.98	-8.4	0.1111	0.174	322.7	21.1	
33	2/2/2010 8:00	800	-12.08	90.1	0.306	143.8	-2.991	-2.377	-7.99	-8.42	0.1111	0.168	322.7	21.1	
33	2/2/2010 9:00	900	-12.45	89.6	0.714	250.7	8.8	-2.648	-8	-8.44	0.1111	0.17	322.8	21.2	
33	2/2/2010 10:00	1000	-13.49	89	0.874	274.8	9.17	-2.935	-8.01	-8.46	0.1111	0.166	322.8	21.2	
33	2/2/2010 11:00	1100	-14.44	88.1	0.838	268.1	9.65	-3.438	-8.02	-8.5	0.1111	0.163	322.8	21.2	
33	2/2/2010 12:00	1200	-14.66	87.8	1.207	285.4	-3.114	-3.883	-8.04	-8.55	0.1111	0.171	322.8	21.2	
33	2/2/2010 13:00	1300	-14.72	85	3.332	305.3	3.673	-4.057	-8.08	-8.6	0.1111	0.18	322.7	21.1	
33	2/2/2010 14:00	1400	-14.83	81.2	3.395	295.6	-12.25	-3.679	-8.11	-8.61	0.1111	0.18	322.7	21.1	
33	2/2/2010 15:00	1500	-14.44	75.4	3.61	291.1	-23.59	-3.239	-8.14	-8.6	0.1111	0.182	322.7	21.1	
33	2/2/2010 16:00	1600	-14.05	71.8	2.408	280.3	-13.16	-3.01	-8.15	-8.59	0.1111	0.179	322.7	21.1	
33	2/2/2010 17:00	1700	-15.2	75	2.019	290	2.237	-3.117	-8.18	-8.58	0.1111	0.182	322.7	21.1	
33	2/2/2010 18:00	1800	-16.31	82.1	1.488	294.5	4.178	-3.456	-8.18	-8.6	0.1111	0.176	322.7	21.1	
33	2/2/2010 19:00	1900	-18.62	80.3	1.091	22.84	-3.501	-4.025	-8.2	-8.65	0.1111	0.183	322.7	21.1	
33	2/2/2010 20:00	2000	-20.2	77.6	2.215	26.21	-8	-4.819	-8.23	-8.72	0.1111	0.183	322.7	21.1	
33	2/2/2010 21:00	2100	-20.61	78.6	1.93	25.06	-5.632	-5.34	-8.27	-8.8	0.1111	0.185	322.7	21.1	
33	2/2/2010 22:00	2200	-21.04	80.2	1.799	15.31	-4.388	-5.594	-8.32	-8.87	0.1111	0.177	322.7	21.1	
33	2/2/2010 23:00	2300	-21.41	80.2	1.877	20.75	-9.01	-5.801	-8.38	-8.93	0.1111	0.184	322.7	21.1	
34	2/3/2010 0:00	2400	-20.79	81	1.236	11.52	-6.517	-6.018	-8.43	-9	0.1111	0.18	322.7	21.1	
34	2/3/2010 1:00	100	-20.84	81.7	1.049	357.3	-5.344	-6.022	-8.48	-9.05	0.1111	0.185	322.7	21.1	
34	2/3/2010 2:00	200	-20.29	82.7	1.076	32.17	-5.084	-6.09	-8.53	-9.1	0.1111	0.185	322.6	21.1	
34	2/3/2010 3:00	300	-19.81	84.9	1.82	22.49	-3.523	-5.952	-8.58	-9.14	0.109	0.184	322.6	21.1	
34	2/3/2010 4:00	400	-21.53	83.2	2.352	32.14	2.022	-5.661	-8.62	-9.17	0.109	0.184	322.6	21.1	
34	2/3/2010 5:00	500	-22.46	81.5	1.559	38.22	-5.043	-5.379	-8.65	-9.17	0.109	0.185	322.6	21.1	
34	2/3/2010 6:00	600	-22.13	81.9	1.023	26.05	-5.741	-5.377	-8.67	-9.19	0.109	0.184	322.6	21.1	
34	2/3/2010 7:00	700	-21.32	82.6	0.412	353.6	-4.254	-5.377	-8.69	-9.21	0.109	0.186	322.6	21.1	
34	2/3/2010 8:00	800	-21.43	82.3	0.385	83.4	-3.91	-5.377	-8.71	-9.24	0.109	0.185	322.6	21.1	
34	2/3/2010 9:00	900	-21.37	82.4	0.428	149.2	3.996	-5.394	-8.73	-9.25	0.109	0.186	322.6	21.1	
34	2/3/2010 10:00	1000	-21.76	81.9	0.862	344	-2.438	-5.162	-8.75	-9.27	0.109	0.187	322.6	21.1	
34	2/3/2010 11:00	1100	-21.8	81.9	1.05	8.35	-5.073	-5.115	-8.77	-9.28	0.109	0.187	322.6	21.1	
34	2/3/2010 12:00	1200	-21.7	81.7	0.43	309.9	-13.75	-4.901	-8.78	-9.29	0.109	0.185	322.6	21.1	
34	2/3/2010 13:00	1300	-21.45	81.8	0.382	219.5	-29.28	-4.648	-8.79	-9.28	0.109	0.181	322.6	21.1	
34	2/3/2010 14:00	1400	-17.73	84.7	0.656	81.1	-35.5	-4.37	-8.79	-9.27	0.109	0.162	322.5	20.9	
34	2/3/2010 15:00	1500	-16.06	76.6	0.894	75.6	-23.41	-4.364	-8.79	-9.27	0.109	0.165	322.5	20.9	
34	2/3/2010 16:00	1600	-13.76	72.4	0.213	82.1	-27.57	-4.795	-8.79	-9.29	0.109	0.175	322.5	20.9	
34	2/3/2010 17:00	1700	-17.45	0.453	187.4	187.4	-4.718	-5.423	-8.79	-9.24	0.109	0.17	322.5	20.9	
34	2/3/2010 18:00	1800	-20.57	75.9	0.312	204.2	-4.346	-6.112	-8.82	-9.21	0.109	0.179	322.5	21.1	
34	2/3/2010 19:00	1900	-24.72	79.6	0.892	41.65	-12.43	-6.814	-8.85	-9.5	0.109	0.182	322.7	21.1	
34	2/3/2010 20:00	2000	-25	80.1	1.276	40.82	-15.85	-7.42	-8.89	-9.59	0.109	0.184	322.6	21.1	
34	2/3/2010 21:00	2100	-24.74	79.5	1.564	37.96	-11.02	-7.86	-8.94	-9.68	0.109	0.179	322.6	21.1	
34	2/3/2010 22:00	2200	-24.84	79.7	1.136	49.37	-10.77	-8	-8.9	-9.76	0.108	0.181	322.6	21.1	
34	2/3/2010 23:00	2300	-24.27	81.3	1.34	74.8	-14.36	-8.17	-9.06	-9.83	0.108	0.178	322.6	21.1	
34	2/4/2010 0:00	2400	-24.57	80.7	1.362	66.35	-7.75	-8.28	-9.12	-9.89	0.108	0.184	322.6	21.1	
35	2/4/2010 1:00	100	-23.48	82.3	1.877	78.7	-9.36	-8.39	-9.17	-9.95	0.108	0.181	322.6	21.1	
35	2/4/2010 2:00	200	-23.15	82.1	1.507	77	5.662	-8.39	-9.22	-10.01	0.108	0.18	322.6	21.1	
35	2/4/2010 3:00	300	-23.16	81.8	1.476	68.77	-9.46	-8.25	-9.27	-10.05	0.108	0.179	322.6	21.1	
35	2/4/2010 4:00	400	-22.72	82.2	1.416	83.7	-5.484	-8.06	-9.32	-10.08	0.108	0.175	322.6	21.1	
35	2/4/2010 5:00	500	-23.13	82	1.087	77.8	-7.73	-7.84	-9.35	-10.11	0.108	0.178	322.6	21.1	
35	2/4/2010 6:00	600	-22.57	82.5	1.174	96	-5.408	-7.64	-9.39	-10.12	0.107	0.177	322.6	21.1	
35	2/4/2010 7:00	700	-22.58	82	1.111	102.1	-5.211	-7.41	-9.42	-10.14	0.107	0.177	322.6	21.1	
35	2/4/2010 8:00	800	-22.41	81.6	1.144	111	-3.803	-7.05	-9.44	-10.14	0.107	0.179	322.6	21.1	
35	2/4/2010 9:00	900	-22.05	81.6	0.721	87	-2.52	-6.833	-9.46	-10.15	0.107	0.178	322.6	21.1	
35	2/4/2010 10:00	1000	-21	82.6	1.094	97.8	2.898	-6.458	-9.48	-10.14	0.107	0.173	322.6	21.4	
35	2/4/2010 11:00	1100	-20.84	82.3	1.585	123	-2.275	-5.976							



Faro Meteorological Data

January 01 - December 31, 2010



Faro Climate Station - 2010 data

Note: Cumulative precipitation is calculated in column 'V', while raw instrument numbers are seen in column 'U'.

-0.1

Julian Day	Date	Hr	Tair	RH %	WindV	WindD	NetRad	SoilHF	SoilT2	SoilT3	Soil W	SnoD	Precip	Precip (rev)
37	2/6/2010 11:00	1100	-3.733	69.5	2.565	159	-26.63	-1.504	-8.59	-8.96	0.109	0.197	324	22.4
37	2/6/2010 12:00	1200	-3.733	69.5	2.565	139	-31.76	-1.261	-8.58	-8.94	0.109	0.2	324	22.4
37	2/6/2010 13:00	1300	-2.455	65.25	3.267	136.2	-27.4	-1.189	-8.56	-8.91	0.109	0.202	324	22.4
37	2/6/2010 14:00	1400	-1.579	64.44	4.813	143.7	-16.34	-0.709	-8.54	-8.87	0.109	0.201	324	22.4
37	2/6/2010 15:00	1500	0.23	58.08	4.01	141.2	-22.43	0.033	-8.51	-8.8	0.109	0.195	324	22.4
37	2/6/2010 16:00	1600	-0.4	59.08	3.495	141	-42.99	0.677	-8.46	-8.71	0.109	0.198	324	22.4
37	2/6/2010 17:00	1700	-2.084	66.44	4.467	144.8	-43.46	0.859	-8.41	-8.64	0.109	0.198	324	22.5
37	2/6/2010 18:00	1800	-2.377	70	5.587	158.2	-21.24	0.741	-8.35	-8.6	0.11	0.198	324	22.4
37	2/6/2010 19:00	1900	-2.419	72.8	6.195	160.1	-47.52	0.645	-8.31	-8.56	0.11	0.197	324	22.5
37	2/6/2010 20:00	2000	-2.57	73.8	5.414	163.4	-51.46	0.645	-8.27	-8.52	0.11	0.195	324	22.4
37	2/6/2010 21:00	2100	-2.812	75.8	4.02	169	-44.95	0.629	-8.23	-8.49	0.11	0.194	324	22.4
37	2/6/2010 22:00	2200	-2.598	76.6	5.376	167.9	-37.44	0.431	-8.2	-8.46	0.11	0.193	324	22.4
37	2/6/2010 23:00	2300	-2.45	76.1	5.427	170.4	-31.31	0.43	-8.17	-8.44	0.11	0.194	324	22.4
38	2/7/2010 0:00	2400	-2.685	76.3	5.658	170.6	-51.86	0.43	-8.14	-8.42	0.11	0.193	324	22.4
38	2/7/2010 1:00	100	-2.549	75.3	5.032	166.6	-53.44	0.43	-8.12	-8.38	0.11	0.192	324	22.4
38	2/7/2010 2:00	200	-2.456	74.2	4.338	170.6	-56.33	0.43	-8.09	-8.36	0.11	0.193	324	22.4
38	2/7/2010 3:00	300	-2.325	73.9	5.21	168.8	-57	0.303	-8.06	-8.34	0.111	0.193	324	22.4
38	2/7/2010 4:00	400	-2.272	73	4.634	164.4	-55.66	0.215	-8.04	-8.33	0.111	0.193	324	22.4
38	2/7/2010 5:00	500	-1.908	71.2	3.768	160.6	-45.66	0.188	-8.02	-8.31	0.111	0.193	324	22.4
38	2/7/2010 6:00	600	-2.124	72.4	3.183	168.7	-41.81	0.013	-8.01	-8.3	0.111	0.192	323	22.3
38	2/7/2010 7:00	700	-2.556	73.3	1.777	159.8	-40.64	0	-7.99	-8.29	0.111	0.19	323	22.3
38	2/7/2010 8:00	800	-3.012	74.5	1.541	149.6	-42.98	-0.108	-7.97	-8.28	0.111	0.193	323	22.3
38	2/7/2010 9:00	900	-2.693	74.4	2.152	169.5	-32.12	-0.414	-7.96	-8.28	0.111	0.193	323	22.3
38	2/7/2010 10:00	1000	-2.063	73.3	2.425	163.9	-19.3	-0.648	-7.95	-8.3	0.111	0.193	323	22.3
38	2/7/2010 11:00	1100	-1.73	73.2	3.634	161.7	-17.7	-0.599	-7.95	-8.3	0.111	0.192	323	22.3
38	2/7/2010 12:00	1200	-1.276	71.6	4.678	155.3	-11.29	-0.184	-7.94	-8.27	0.111	0.19	323	22.3
38	2/7/2010 13:00	1300	-0.706	68.86	5.049	157.1	-18.25	0.482	-7.92	-8.21	0.111	0.188	323	22.3
38	2/7/2010 14:00	1400	-0.401	67.28	5.851	160.8	-33.16	1.06	-7.89	-8.13	0.111	0.185	323	22.2
38	2/7/2010 15:00	1500	-1.078	70.6	5.616	161.6	-44.99	1.464	-7.84	-8.05	0.111	0.187	323	22.2
38	2/7/2010 16:00	1600	-0.555	68.68	5.249	167.5	-44.15	1.504	-7.79	-7.99	0.111	0.188	323	22.1
38	2/7/2010 17:00	1700	-0.794	68.2	4.798	164.5	-45.36	1.451	-7.74	-7.94	0.111	0.187	323	22.2
38	2/7/2010 18:00	1800	-1.441	69.07	3.586	145	-47.4	1.201	-7.69	-7.92	0.112	0.187	323	22.1
38	2/7/2010 19:00	1900	-2.186	70.2	3.955	146.9	-54.71	0.912	-7.66	-7.9	0.112	0.189	323	22.2
38	2/7/2010 20:00	2000	-2.313	70.8	4.684	159.1	-48.78	0.661	-7.63	-7.91	0.112	0.189	323	22.2
38	2/7/2010 21:00	2100	-2.551	69.84	4.041	152.9	-48.94	0.34	-7.62	-7.91	0.112	0.189	323	22.1
38	2/7/2010 22:00	2200	-2.862	70	3.608	156.4	-55.28	0.2	-7.6	-7.92	0.112	0.188	323	22.1
38	2/7/2010 23:00	2300	-3.284	70.7	3.047	148.4	-54.06	-0.016	-7.6	-7.92	0.112	0.189	323	22.1
38	2/8/2010 0:00	2400	-3.962	72.9	1.962	124.2	-48.5	-0.298	-7.59	-7.94	0.112	0.189	323	22.1
39	2/8/2010 1:00	100	-3.736	72.8	3.08	139	-54.1	-0.658	-7.59	-7.96	0.112	0.189	323	22.1
39	2/8/2010 2:00	200	-4.201	73.8	2.35	121.1	-52.11	-1.017	-7.6	-7.99	0.112	0.187	323	22.1
39	2/8/2010 3:00	300	-4.348	72.6	1.786	120.8	-45.61	-1.182	-7.61	-8.02	0.112	0.187	323	22.1
39	2/8/2010 4:00	400	-4.897	68.71	1.385	128.8	-43.69	-1.472	-7.63	-8.05	0.112	0.188	323	22.1
39	2/8/2010 5:00	500	-4.287	70.2	1.077	154.1	-39.91	-1.854	-7.65	-8.09	0.112	0.188	323	22.6
39	2/8/2010 6:00	600	-3.965	68.69	2.252	137.2	-22.58	-2.7	-7.67	-8.13	0.112	0.187	323	22.6
39	2/8/2010 7:00	700	-3.422	66.73	2.774	127.6	-29.03	-2.401	-7.7	-8.18	0.112	0.187	323	22.6
39	2/8/2010 8:00	800	-3.928	68.98	3.79	146.2	-50.67	-2.056	-7.73	-8.19	0.112	0.189	323	22.6
39	2/8/2010 9:00	900	-3.133	65.12	5.798	159.4	-59.21	-1.615	-7.74	-8.18	0.112	0.188	323	22.6
39	2/8/2010 10:00	1000	-3.441	67.61	6.352	160.5	-60.62	-1.347	-7.75	-8.16	0.112	0.186	323	22.5
39	2/8/2010 11:00	1100	-3.295	66.94	6.243	164.1	-59.14	-1.037	-7.74	-8.14	0.112	0.186	323	22.6
39	2/8/2010 12:00	1200	-2.746	65.26	6.286	165.4	-47.02	-0.706	-7.73	-8.11	0.112	0.188	323	22.5
39	2/8/2010 13:00	1300	-3.059	66.38	4.563	173.5	-48.57	-0.447	-7.71	-8.07	0.112	0.186	323	22.4
39	2/8/2010 14:00	1400	-3.087	65.17	4.023	172.3	-31.45	0.055	-7.69	-8.02	0.112	0.185	323	22.4
39	2/8/2010 15:00	1500	-2.326	59.6	4.635	173.7	-35.86	0.326	-7.66	-7.97	0.112	0.184	323	22.4
39	2/8/2010 16:00	1600	-2.519	60.27	4.125	170.8	-45.7	0.43	-7.62	-7.92	0.112	0.185	323	22.4
39	2/8/2010 17:00	1700	-2.619	59.7	3.379	166	-46.3	0.429	-7.59	-7.89	0.112	0.184	323	22.4
39	2/8/2010 18:00	1800	-3.772	64.89	3.216	163.9	-52.27	0.141	-7.56	-7.87	0.112	0.187	323	22.4
39	2/8/2010 19:00	1900	-4.92	69.07	2.756	162	-53.22	-0.287	-7.54	-7.88	0.112	0.186	323	22.4
39	2/8/2010 20:00	2000	-6.931	75.8	1.327	94.9	-45.9	-0.826	-7.53	-7.91	0.112	0.188	323	22.4
39	2/8/2010 21:00	2100	-6.544	74.6	1.465	125.6	-41	-1.379	-7.53	-7.94	0.112	0.183	323	22.4
39	2/8/2010 22:00	2200	-7.09	75.1	1.117	146.2	-24.46	-2.023	-7.51	-8.01	0.112	0.183	323	22.4
39	2/8/2010 23:00	2300	-7.94	77.4	1.527	43.2	-11.36	-2.552	-7.58	-8.06	0.112	0.185	323	22.4
39	2/9/2010 0:00	2400	-7.85	78.2	0.797	53.14	-9.3	-2.721	-7.61	-8.11	0.112	0.185	323	22.7
40	2/9/2010 1:00	100	-7.28	77.1	0.875	87.9	-5.447	-2.526	-7.65	-8.14	0.112	0.184	323	22.7
40	2/9/2010 2:00	200	-7.15	74.9	0.567	191	-7.22	-2.312	-7.67	-8.15	0.112	0.185	323	22.7
40	2/9/2010 3:00	300	-6.794	71.8	0.709	254.1	-5.9	-2.111	-7.69	-8.15	0.112	0.187	323	22.7
40	2/9/2010 4:00	400	-7.08	72.6	0.652	253.5	-8.52	-1.919	-7.7	-8.14	0.112	0.187	323	22.7
40	2/9/2010 5:00	500	-7.24	72	0.589	279.5	-9.23	-1.72	-7.7	-8.13	0.112	0.187	323	22.7
40	2/9/2010 6:00	600	-7.69	74.6	1.234	274.9	-11.36	-1.601	-7.7	-8.12	0.112	0.186	323	22.7
40	2/9/2010 7:00	700	-8.15	74.6	0.827	259.8	-15.36	-1.504	-7.7	-8.12	0.112	0.188	323	22.7
40	2/9/2010 8:00	800	-8.26	73	0.723	246.4	-14.36	-1.505	-7.7	-8.11	0.112	0.187	323	22.7
40	2/9/2010 9:00	900	-8.63	72.7	1.104	248.6	-18.54	-1.695	-7.7	-8.11	0.112	0.183	323	22.7
40	2/9/2010 10:00	1000	-8.85	73.6	0.67	281.9	-7.8	-1.788	-7.7	-8.12	0.112	0.188	323	22.6
40	2/9/2010 11:00	1100	-8.81	74.1	0.681	63.65	-6.705	-1.934	-7.71	-8.13	0.112	0.185	323	22.7
40	2/9/2010 12:00	1200	-8.82	75.4	0.808	52.58	-17.38	-1.801	-7.71	-8.13	0.112	0.179	323	22.7
40	2/9/2010 13:00	1300	-7.15	68.07	0.472	38.82	-16.7	-1.547	-7.72	-8.12	0.112	0.165	323	22.7
40	2/9/2010 14:00	1400	-5.35	56.19	1.826	154.5	-34.74	-1.566	-7.71	-8.11	0.112	0.183	323	22.6
40	2/9/2010 15:00	1500	-7.21	59.55	3.018	175.7	-39.55	-1.791	-7.71	-8.12	0.112	0.183	323	22.6
40	2/9/2010 16:00	1600	-7.55	59.82	2.984	184.1	-42.7	-1.934	-7.72	-8.13	0.112	0.185	323	22.6
40	2/9/2010 17:00	1700	-7.84	60.91	3.123									



Faro Meteorological Data

January 01 - December 31, 2010



Faro Climate Station - 2010 data

Note: Cumulative precipitation is calculated in column 'V', while raw instrument numbers are seen in column 'U'.

-0.1

Julian Day	Date	Hr	Tair	RH %	WindV	WindD	NetRad	SoilHF	SoilT2	SoilT3	Soil W	SnoD	Precip	Precip (rev)
42	2/11/2010 16:00	1600	-6.407	68.09	0.959	131.9	-14.78	-3.478	-8.72	-9.12	0.109	0.171	322.9	21.3
42	2/11/2010 17:00	1700	-6.407	68.09	0.898	136.3	-14.78	-3.478	-8.72	-9.09	0.109	0.171	322.9	21.3
42	2/11/2010 18:00	1800	-8.42	68.43	0.609	65.42	-25.95	-3.405	-8.68	-9.07	0.109	0.173	322.9	21.3
42	2/11/2010 19:00	1900	-11.66	80.8	1.11	90.6	-26.63	-3.562	-8.67	-9.07	0.109	0.172	323	21.4
42	2/11/2010 20:00	2000	-12.3	85.4	0.978	62.2	-21.28	-4.017	-8.66	-9.09	0.109	0.17	323	21.4
42	2/11/2010 21:00	2100	-10.48	83	1.405	113	-24.14	-4.426	-8.67	-9.13	0.109	0.166	323	21.4
42	2/11/2010 22:00	2200	-10.3	82.2	0.838	62.83	-21.53	-4.624	-8.69	-9.16	0.109	0.166	323	21.4
42	2/11/2010 23:00	2300	-10.04	80.2	0.697	95.7	-22.09	-4.729	-8.71	-9.19	0.109	0.157	323	21.4
42	2/12/2010 0:00	2400	-10.98	82.4	0.883	27.64	-26.32	-4.705	-8.73	-9.21	0.109	0.162	323	21.4
43	2/12/2010 1:00	100	-10.43	81.5	0.763	60.49	-8.43	-4.703	-8.75	-9.22	0.109	0.164	323	21.4
43	2/12/2010 2:00	200	-10.11	81.9	0.519	49.87	-8.45	-4.726	-8.77	-9.24	0.109	0.16	323	21.4
43	2/12/2010 3:00	300	-9.18	79.4	0.767	26.45	-5.977	-4.423	-8.79	-9.24	0.109	0.163	323	21.4
43	2/12/2010 4:00	400	-8.65	77.3	1.142	83	-13.41	-4.058	-8.8	-9.23	0.109	0.175	323	21.4
43	2/12/2010 5:00	500	-10.02	81.4	1.002	293.2	-19.05	-3.595	-8.8	-9.2	0.109	0.164	323	21.4
43	2/12/2010 6:00	600	-10.86	83.3	0.937	40.88	-19.87	-3.373	-8.79	-9.17	0.109	0.168	323	21.4
43	2/12/2010 7:00	700	-11.24	84.6	1.064	82.9	-26.45	-3.438	-8.78	-9.15	0.109	0.169	323	21.4
43	2/12/2010 8:00	800	-11.76	86.1	1.276	97.6	-25.33	-3.645	-8.78	-9.16	0.109	0.169	323	21.4
43	2/12/2010 9:00	900	-11.08	84.4	1.789	142.6	-31.11	-3.991	-8.78	-9.18	0.109	0.163	323	21.4
43	2/12/2010 10:00	1000	-12.52	85.2	1.081	45.32	-29.24	-4.29	-8.79	-9.21	0.109	0.172	323	21.4
43	2/12/2010 11:00	1100	-11.41	84.1	1.74	115.3	-25.29	-4.508	-8.8	-9.24	0.109	0.165	323	21.4
43	2/12/2010 12:00	1200	-9.38	73.8	2.047	102.3	-24.58	-4.659	-8.82	-9.26	0.109	0.166	323	21.4
43	2/12/2010 13:00	1300	-6.97	67.88	1.409	106.8	-20.4	-4.413	-8.84	-9.27	0.109	0.161	322.9	21.3
43	2/12/2010 14:00	1400	-3.88	55.58	1.187	92.2	-33.23	-3.935	-8.84	-9.26	0.109	0.171	322.9	21.3
43	2/12/2010 15:00	1500	-2.851	53.91	1.119	99.2	-23.11	-3.454	-8.84	-9.23	0.109	0.175	322.9	21.3
43	2/12/2010 16:00	1600	-4.817	64.62	1.697	146.7	-26.24	-3.104	-8.82	-9.19	0.109	0.176	322.9	21.3
43	2/12/2010 17:00	1700	-4.932	64.58	1.632	141.4	-29.5	-2.959	-8.8	-9.16	0.109	0.178	322.9	21.3
43	2/12/2010 18:00	1800	-6.355	69.9	1.677	140.7	-34.01	-2.814	-8.77	-9.14	0.109	0.178	322.9	21.3
43	2/12/2010 19:00	1900	-8.28	77.6	1.81	109.4	-39.56	-3.054	-8.75	-9.13	0.109	0.176	323	21.4
43	2/12/2010 20:00	2000	-9.81	81.2	0.996	29.3	-32.48	-3.369	-8.74	-9.14	0.109	0.168	323	21.4
43	2/12/2010 21:00	2100	-9.79	82.1	1.864	89.1	-37.03	-3.759	-8.74	-9.16	0.109	0.175	323	21.4
43	2/12/2010 22:00	2200	-10.43	86	1.849	109.5	-39.54	-4.189	-8.75	-9.19	0.109	0.174	323	21.4
43	2/12/2010 23:00	2300	-10.06	85.6	0.499	70.5	-29.21	-4.461	-8.77	-9.23	0.109	0.172	323	21.4
43	2/13/2010 0:00	2400	-10.89	86.7	1.568	96	-31.01	-4.581	-8.79	-9.26	0.109	0.175	323	21.4
44	2/13/2010 1:00	100	-11.02	88.8	0.87	77.6	-28.14	-4.787	-8.82	-9.3	0.109	0.169	323	21.4
44	2/13/2010 2:00	200	-11.86	88.6	1.242	86.2	-22.66	-4.944	-8.85	-9.33	0.109	0.171	323	21.4
44	2/13/2010 3:00	300	-11.8	90.1	1.14	97.9	-12.52	-5.137	-8.88	-9.37	0.109	0.173	323	21.4
44	2/13/2010 4:00	400	-11.71	88.7	0.988	108.1	-20.1	-5.154	-8.91	-9.4	0.109	0.177	323	21.4
44	2/13/2010 5:00	500	-11.62	90.3	0.505	15.97	-14.75	-4.945	-8.94	-9.42	0.108	0.171	323	21.4
44	2/13/2010 6:00	600	-11.17	89.9	0.979	91.9	-14.4	-4.746	-8.96	-9.43	0.108	0.17	322.9	21.3
44	2/13/2010 7:00	700	-11.62	90.7	0.717	71.9	-16.62	-4.72	-8.97	-9.43	0.108	0.169	322.9	21.3
44	2/13/2010 8:00	800	-10.52	89	1.146	125.4	-16.3	-4.518	-8.99	-9.44	0.108	0.17	322.9	21.3
44	2/13/2010 9:00	900	-11.53	91	1.385	65.68	-19.44	-4.514	-9	-9.44	0.108	0.169	322.9	21.3
44	2/13/2010 10:00	1000	-11.62	90.8	1.086	88.6	-19.28	-4.514	-9.01	-9.45	0.108	0.167	322.9	21.3
44	2/13/2010 11:00	1100	-11.44	89.8	1.543	95.6	-15.16	-4.514	-9.02	-9.46	0.108	0.164	322.9	21.3
44	2/13/2010 12:00	1200	-8.35	80.8	1.106	58.96	-4.069	-4.475	-9.03	-9.46	0.108	0.172	322.9	21.3
44	2/13/2010 13:00	1300	-5.895	72.3	1.051	94.1	-9.33	-4.044	-9.04	-9.45	0.108	0.174	322.9	21.3
44	2/13/2010 14:00	1400	-3.251	62.13	0.734	82.2	-6.38	-3.314	-9.03	-9.4	0.108	0.174	322.9	21.3
44	2/13/2010 15:00	1500	-4.242	68.57	2.47	141.7	1.814	-2.73	-9.01	-9.35	0.108	0.177	322.9	21.3
44	2/13/2010 16:00	1600	-2.391	61.41	1.61	88.2	-19.56	-2.273	-8.98	-9.28	0.108	0.174	322.9	21.3
44	2/13/2010 17:00	1700	-2.998	67.81	1.649	153.3	-30.66	-1.892	-8.94	-9.22	0.108	0.177	322.9	21.3
44	2/13/2010 18:00	1800	-3.915	71.4	0.568	222.6	-29.52	-1.888	-8.98	-9.18	0.108	0.173	323	21.4
44	2/13/2010 19:00	1900	-5.421	75.4	1.521	68.98	-32.35	-2.133	-8.86	-9.15	0.109	0.173	323	21.4
44	2/13/2010 20:00	2000	-6.127	77	1.677	42.53	-37.04	-2.585	-8.83	-9.16	0.109	0.169	323	21.4
44	2/13/2010 21:00	2100	-5.792	79.4	0.824	269.3	-17.26	-2.794	-8.82	-9.16	0.109	0.17	323	21.4
44	2/13/2010 22:00	2200	-5.788	81.5	1.356	121.3	-40.86	-2.811	-8.82	-9.17	0.109	0.166	323	21.4
44	2/13/2010 23:00	2300	-5.571	80.5	0.89	153.5	-29.87	-2.794	-8.82	-9.16	0.109	0.17	323	21.4
44	2/14/2010 0:00	2400	-5.912	80.8	1.012	90.3	-11.1	-2.941	-8.81	-9.16	0.109	0.174	323	21.4
45	2/14/2010 1:00	100	-4.654	76.6	1.397	105.1	-12.48	-2.97	-8.81	-9.16	0.109	0.179	323	21.4
45	2/14/2010 2:00	200	-4.205	76.2	2.503	146	-16.08	-2.607	-8.81	-9.15	0.109	0.178	323	21.4
45	2/14/2010 3:00	300	-4.654	76.2	2.503	146	-16.08	-2.607	-8.81	-9.15	0.109	0.178	323	21.4
45	2/14/2010 4:00	400	-3.663	74.9	3.721	158.3	-6.821	-1.384	-8.77	-9.04	0.109	0.179	322.9	21.3
45	2/14/2010 5:00	500	-3.504	76.2	4.238	156	-3.055	-0.824	-8.73	-8.97	0.109	0.178	323	21.4
45	2/14/2010 6:00	600	-3.426	76.4	1.389	121.4	-6.643	-0.302	-8.69	-8.89	0.109	0.178	323	21.4
45	2/14/2010 7:00	700	-3.609	76.5	1.371	175.8	-6.593	0.088	-8.63	-8.81	0.109	0.179	323	21.4
45	2/14/2010 8:00	800	-3.738	77.2	0.612	79.3	-0.136	0.215	-8.58	-8.74	0.109	0.179	323	21.4
45	2/14/2010 9:00	900	-3.549	80.8	0.869	288.7	-3.187	0.215	-8.52	-8.69	0.109	0.173	323	21.4
45	2/14/2010 10:00	1000	-4.19	89.6	0.832	280.9	-1.327	0.24	-8.47	-8.64	0.11	0.169	323	21.7
45	2/14/2010 11:00	1100	-3.941	81.2	0.644	277.9	-4.24	-5.433	-8.42	-8.59	0.11	0.179	325.5	21.8
45	2/14/2010 12:00	1200	-3.85	91.5	1.043	74.1	-9.88	-2.615	-8.38	-8.54	0.11	0.192	323.8	22.2
45	2/14/2010 13:00	1300	-3.706	90.5	0.797	123.1	-19.72	0.85	-8.33	-8.48	0.11	0.195	324	22.4
45	2/14/2010 14:00	1400	-3.368	89.9	1.347	102.1	-27.18	0.918	-8.27	-8.41	0.11	0.194	324.1	22.5
45	2/14/2010 15:00	1500	-2.966	86.7	1.127	94.7	-32.49	1.205	-8.22	-8.35	0.11	0.194	324.1	22.5
45	2/14/2010 16:00	1600	-3.294	86.2	1.789	116.8	-28.01	1.289	-8.17	-8.29	0.11	0.195	324.1	22.5
45	2/14/2010 17:00	1700	-3.015	82	1.816	122	-37.68	1.289	-8.11	-8.23	0.11	0.19	324	22.4
45	2/14/2010 18:00	1800	-1.473	68.84	1.624	95.3	-34.03	1.207	-8.06	-8.19	0.11	0.193	324	22.4
45	2/14/2010 19:00	1900	-3.197	69.67	1.377	95.7	-37.17	0.837	-8.03	-8.18	0.11	0.195	324.1	22.5
45	2/14/2010 20:00	2000	-2.793	71.4	3.091	154.1	-24.35	-0.269	-7.99	-8.19	0.11	0.196	324.1	22.5
45	2/14/2010 21:00	2100	-3.793	71.5	2.001	155.4	-20.26							

Faro Climate Station - 2010 data

Note: Cumulative precipitation is calculated in column 'V', while raw instrument numbers are seen in column 'U'.

-0.1

Julian Day	Date	Hr	Tair	RH %	WindV	WindD	WindS	NetRad	SoilHF	SoilT2	SoilT3	Soil W	SnoD	Precip	Precip (rev)
47	2/16/2010 21:00	2100	-3.781	77.3	3.812	183.3	-20.96	0.084	-7.72	-7.98	0.112	0.112	0.187	323.8	22.2
47	2/16/2010 22:00	2200	-3.39	71.5	5.275	171.9	-27.15	-7.97	-7.54	-7.8	0.112	0.112	0.188	323.7	22.1
47	2/16/2010 23:00	2300	-3.007	70.6	4.936	171.1	-19.08	-0.107	-7.68	-7.96	0.112	0.112	0.187	323.7	22.1
47	2/17/2010 0:00	2400	-2.845	69.93	3.504	205.3	-14.15	0.01	-7.66	-7.94	0.112	0.112	0.187	323.7	22.1
48	2/17/2010 1:00	100	-2.891	71.3	1.769	197.4	-5.894	0.212	-7.64	-7.91	0.112	0.112	0.186	323.8	22.2
48	2/17/2010 2:00	200	-2.914	72.6	0.871	103.1	-5.664	0.285	-7.61	-7.88	0.112	0.112	0.187	323.8	22.2
48	2/17/2010 3:00	300	-2.508	69.48	1.456	181.9	-19.84	0.43	-7.59	-7.86	0.112	0.112	0.188	323.8	22.2
48	2/17/2010 4:00	400	-1.945	64.43	1.702	154.4	-8.39	0.337	-7.56	-7.83	0.112	0.112	0.187	323.7	22.1
48	2/17/2010 5:00	500	-2.252	64.13	2.611	220.5	-31.45	0.215	-7.54	-7.82	0.112	0.112	0.188	323.8	22.2
48	2/17/2010 6:00	600	-1.716	50.95	2.812	193.6	-48.27	0.212	-7.54	-7.8	0.112	0.112	0.187	323.7	22.1
48	2/17/2010 7:00	700	-2.316	60.69	6.636	227.9	-60.85	-0.091	-7.5	-7.8	0.112	0.112	0.187	323.7	22.1
48	2/17/2010 8:00	800	-2.685	59.99	4.294	212.9	-57.12	-0.341	-7.49	-7.8	0.112	0.112	0.184	323.7	22.1
48	2/17/2010 9:00	900	-3.304	60.56	2.999	213.2	-53.4	-0.423	-7.48	-7.81	0.112	0.112	0.188	323.7	22.1
48	2/17/2010 10:00	1000	-3.776	61.2	2.251	219.1	-49.6	-0.615	-7.47	-7.81	0.112	0.112	0.18	323.7	22.1
48	2/17/2010 11:00	1100	-3.177	58.05	1.304	188.8	-36.86	-0.888	-7.47	-7.83	0.112	0.112	0.186	323.8	22.2
48	2/17/2010 12:00	1200	-2.976	56.35	2.189	200.1	-37.46	-1.184	-7.47	-7.85	0.112	0.112	0.183	323.7	22.1
48	2/17/2010 13:00	1300	-1.874	51.33	4.128	218.8	-35.53	-1.179	-7.48	-7.86	0.112	0.112	0.186	323.7	22.1
48	2/17/2010 14:00	1400	-2.316	60.95	2.494	216.8	-27.9	-0.763	-7.48	-7.85	0.112	0.112	0.185	323.7	22.1
48	2/17/2010 15:00	1500	-2.21	53.66	1.848	213.1	-13.53	-0.29	-7.47	-7.81	0.112	0.112	0.183	323.7	22.1
48	2/17/2010 16:00	1600	-2.244	54.17	1.863	184.1	-8.05	0.005	-7.45	-7.77	0.112	0.112	0.182	323.7	22.1
48	2/17/2010 17:00	1700	-2.032	53.64	1.091	171.8	-7.75	0.215	-7.43	-7.74	0.112	0.112	0.186	323.7	22.1
48	2/17/2010 18:00	1800	-2.536	57.15	0.699	201	-1.059	0.215	-7.4	-7.71	0.112	0.112	0.186	323.7	22.1
48	2/17/2010 19:00	1900	-3.137	59.31	0.251	359.6	-4.459	0.022	-7.38	-7.7	0.112	0.112	0.184	323.7	22.1
48	2/17/2010 20:00	2000	-3.546	61.55	0.767	89	-10.95	-0.163	-7.37	-7.69	0.112	0.112	0.182	323.7	22.1
48	2/17/2010 21:00	2100	-4.026	64.94	0.98	64.41	-14.51	-0.225	-7.36	-7.69	0.112	0.112	0.185	323.7	22.1
48	2/17/2010 22:00	2200	-4.24	68.02	1.122	54.99	-19	-0.457	-7.35	-7.69	0.112	0.112	0.186	323.7	22.1
48	2/17/2010 23:00	2300	-4.936	72.6	1.338	66.35	-26.86	-0.712	-7.34	-7.71	0.112	0.112	0.182	323.7	22.1
49	2/18/2010 0:00	2400	-5.22	74.4	1.047	48.5	-29.36	-1.03	-7.34	-7.73	0.112	0.112	0.184	323.7	22.1
49	2/18/2010 1:00	100	-5.296	75.2	1.819	43.61	-35.37	-1.472	-7.35	-7.76	0.112	0.112	0.182	323.7	22.1
49	2/18/2010 2:00	200	-6.07	77.8	1.827	67.66	-31.64	-1.845	-7.37	-7.8	0.112	0.112	0.184	323.7	22.1
49	2/18/2010 3:00	300	-6.058	78.2	1.363	50.96	-29.98	-2.101	-7.39	-7.84	0.112	0.112	0.185	323.7	22.1
49	2/18/2010 4:00	400	-6.133	80.1	1.54	36.82	-30.11	-2.281	-7.42	-7.87	0.112	0.112	0.185	323.7	22.1
49	2/18/2010 5:00	500	-5.549	78.3	1.508	20.34	-32.16	-2.435	-7.44	-7.91	0.112	0.112	0.18	323.7	22.1
49	2/18/2010 6:00	600	-5.918	80.2	1.24	33.27	-30.73	-2.579	-7.47	-7.94	0.112	0.112	0.185	323.7	22.1
49	2/18/2010 7:00	700	-6.105	80.7	1.268	356.8	-29.96	-2.579	-7.5	-7.97	0.112	0.112	0.184	323.7	22.1
49	2/18/2010 8:00	800	-6.909	83.8	0.458	4.932	-27.14	-2.658	-7.53	-8	0.112	0.112	0.177	323.7	22.1
49	2/18/2010 9:00	900	-7.51	84.7	1.422	64.73	-28.9	-2.892	-7.56	-8.03	0.112	0.112	0.181	323.7	22.1
49	2/18/2010 10:00	1000	-7.13	85.4	1.726	85.2	-30.19	-3.189	-7.59	-8.07	0.112	0.112	0.181	323.7	22.1
49	2/18/2010 11:00	1100	-4.974	76.9	1.305	104.8	-14.8	-3.22	-7.62	-8.11	0.112	0.112	0.177	323.7	22.1
49	2/18/2010 12:00	1200	-4.084	72.8	2.071	110.4	-18.54	-2.922	-7.64	-8.12	0.112	0.112	0.179	323.6	22
49	2/18/2010 13:00	1300	-1.882	65.75	1.846	110.6	-15.2	-2.38	-7.66	-8.11	0.112	0.112	0.18	323.6	22
49	2/18/2010 14:00	1400	1.082	55.77	0.993	109.9	-3.715	-1.584	-7.65	-8.06	0.112	0.112	0.169	323.5	21.9
49	2/18/2010 15:00	1500	0.209	60.8	1.174	129.1	4.184	-0.731	-7.63	-8.09	0.112	0.112	0.18	323.6	22
49	2/18/2010 16:00	1600	-1.183	66.52	1.598	134.9	6.788	-0.16	-7.59	-7.92	0.112	0.112	0.183	323.6	22
49	2/18/2010 17:00	1700	-1.819	68.94	1.912	134.1	-14.85	0.154	-7.55	-7.85	0.112	0.112	0.183	323.6	22
49	2/18/2010 18:00	1800	-2.32	70.8	1.465	123	-21.31	0.215	-7.51	-7.8	0.112	0.112	0.186	323.6	22
49	2/18/2010 19:00	1900	-2.804	72.7	1.655	121.4	-27.27	-0.051	-7.48	-7.78	0.112	0.112	0.183	323.6	22
49	2/18/2010 20:00	2000	-3.888	74.3	1.6	97.8	-27.28	-0.502	-7.45	-7.78	0.112	0.112	0.18	323.6	22
49	2/18/2010 21:00	2100	-4.486	73.3	2.075	102.3	-29.91	-1.029	-7.43	-7.8	0.112	0.112	0.181	323.7	22.1
49	2/18/2010 22:00	2200	-4.937	75.1	2.241	105.1	-32.17	-1.407	-7.43	-7.82	0.112	0.112	0.184	323.6	22
49	2/18/2010 23:00	2300	-4.809	72	1.999	70.1	-30.78	-1.602	-7.43	-7.85	0.112	0.112	0.186	323.6	22
49	2/19/2010 0:00	2400	-4.908	71.9	1.982	68.43	-29.74	-1.719	-7.44	-7.86	0.112	0.112	0.185	323.6	22
50	2/19/2010 1:00	100	-5.34	73.4	1.75	88	-31.69	-1.863	-7.44	-7.88	0.112	0.112	0.184	323.6	22
50	2/19/2010 2:00	200	-4.726	69.74	2.449	107.2	-35.03	-2.037	-7.45	-7.9	0.112	0.112	0.183	323.6	22
50	2/19/2010 3:00	300	-5.029	72.2	2.327	104.5	-35.23	-2.164	-7.47	-7.93	0.112	0.112	0.182	323.6	22
50	2/19/2010 4:00	400	-4.756	71	2.118	100.3	-35.46	-2.296	-7.48	-7.94	0.112	0.112	0.183	323.6	22
50	2/19/2010 5:00	500	-4.747	69.2	2.536	98.6	-36.8	-2.363	-7.49	-7.96	0.112	0.112	0.181	323.6	22
50	2/19/2010 6:00	600	-4.548	70.1	2.262	105	-35.93	-2.364	-7.51	-7.98	0.112	0.112	0.182	323.6	22
50	2/19/2010 7:00	700	-4.789	71.2	2.961	113.4	-39.96	-2.364	-7.52	-7.99	0.112	0.112	0.185	323.7	22.1
50	2/19/2010 8:00	800	-4.78	71.2	2.961	113.4	-39.96	-2.364	-7.52	-7.99	0.112	0.112	0.185	323.7	22.1
50	2/19/2010 9:00	900	-5.135	74.6	2.602	105.6	-39.52	-2.167	-7.53	-8	0.112	0.112	0.187	323.6	22
50	2/19/2010 10:00	1000	-4.989	76.1	2.215	104.9	-35.17	-2.137	-7.54	-8	0.112	0.112	0.184	323.6	22
50	2/19/2010 11:00	1100	-4.103	69.42	1.735	87.9	-25.05	-1.94	-7.54	-7.99	0.112	0.112	0.181	323.6	22
50	2/19/2010 12:00	1200	-3.047	66.9	2.091	113.7	-21.44	-1.708	-7.53	-7.97	0.112	0.112	0.182	323.6	22
50	2/19/2010 13:00	1300	-1.592	61.14	2.171	112	-10.66	-1.393	-7.52	-7.95	0.112	0.112	0.18	323.5	21.9
50	2/19/2010 14:00	1400	0.335	54.95	2.506	111.9	-9.29	-0.872	-7.51	-7.9	0.112	0.112	0.178	323.5	21.9
50	2/19/2010 15:00	1500	2.775	47.07	2.254	129.2	-10.4	-0.091	-7.48	-7.83	0.112	0.112	0.181	323.5	21.9
50	2/19/2010 16:00	1600	5.762	39.78	1.496	112.6	-17.78	0.51	-7.46	-7.75	0.112	0.112	0.177	323.4	21.8
50	2/19/2010 17:00	1700	5.959	36.31	2.015	122.1	-30.24	0.859	-7.39	-7.67	0.112	0.112	0.179	323.5	21.9
50	2/19/2010 18:00	1800	7.18	30.23	1.325	111.2	-29.84	0.859	-7.33	-7.62	0.112	0.112	0.177	323.5	21.9
50	2/19/2010 19:00	1900	3.382	42.05	2.439	142.8	-41.06	0.642	-7.29	-7.59	0.112	0.112	0.184	323.5	21.9
50	2/19/2010 20:00	2000	0.048	52.15	2.017	108.1	-41.83	0.07	-7.25	-7.58	0.112	0.112	0.186	323.6	22
50	2/19/2010 21:00	210													



Faro Meteorological Data January 01 - December 31, 2010



Faro Climate Station - 2010 data

Note: Cumulative precipitation is calculated in column 'V', while raw instrument numbers are seen in column 'U'.

-0.1

Julian Day	Date	HR	Tair	RH %	WindV	WindD	NetRad	SoilHF	SoilT2	SoilT3	Soil W	SnoD	Precip	Precip (rev)
53	2/22/2010 2:00	200	-7.47	64.72	1.37	46.93	-28.02	-3.977	-7.66	-8.19	0.112	0.18	325.2	21.6
53	2/22/2010 3:00	400	-8.72	68.72	1.31	45.72	-28.24	-4.084	-7.69	-8.24	0.112	0.18	325.2	21.6
53	2/22/2010 4:00	400	-8.15	71.1	1.255	59.37	-28.43	-4.275	-7.73	-8.27	0.112	0.179	323.2	21.6
53	2/22/2010 5:00	500	-7.89	68.84	1.614	75.3	-29.33	-4.379	-7.76	-8.31	0.112	0.182	323.2	21.6
53	2/22/2010 6:00	600	-7.54	69.81	2.054	82.2	-35.17	-4.514	-7.79	-8.35	0.112	0.178	323.1	21.5
53	2/22/2010 7:00	700	-8.93	73.5	1.51	66.32	-31.69	-4.514	-7.82	-8.39	0.112	0.179	323.2	21.6
53	2/22/2010 8:00	800	-9.28	72.4	1.487	55.23	-28.49	-4.514	-7.85	-8.41	0.111	0.177	323.2	21.6
53	2/22/2010 9:00	900	-8.78	71.3	1.559	71.4	-29.65	-4.514	-7.88	-8.44	0.111	0.18	323.1	21.5
53	2/22/2010 10:00	1000	-8.22	68.93	1.881	63.16	-32.37	-4.528	-7.9	-8.47	0.111	0.176	325.2	21.6
53	2/22/2010 11:00	1100	-5.868	63.69	2.062	87.1	-29.22	-4.444	-7.93	-8.49	0.111	0.175	323.1	21.5
53	2/22/2010 12:00	1200	-2.725	50.88	1.838	106.6	-24.03	-4.009	-7.95	-8.48	0.111	0.176	323.1	21.5
53	2/22/2010 13:00	1300	-2.621	54.71	1.781	118.6	-15.95	-3.323	-7.96	-8.45	0.111	0.176	323	21.4
53	2/22/2010 14:00	1400	0.347	45.15	1.758	94.4	-8.05	-2.493	-7.95	-8.4	0.111	0.173	323	21.4
53	2/22/2010 15:00	1500	2.815	36.59	1.214	98.5	-9.56	-1.632	-7.92	-8.32	0.111	0.176	323	21.4
53	2/22/2010 16:00	1600	3.792	35.2	0.916	114.1	-13.73	-0.87	-7.87	-8.23	0.111	0.175	322.9	21.3
53	2/22/2010 17:00	1700	0.065	46.96	2.359	131.1	-27.23	-0.475	-7.82	-8.15	0.111	0.181	323	21.4
53	2/22/2010 18:00	1800	-1.402	53.34	2.555	139.4	-37.44	-0.488	-7.77	-8.09	0.112	0.18	323	21.4
53	2/22/2010 19:00	1900	-3.443	58.99	1.583	109.4	-40.06	-0.688	-7.72	-8.06	0.112	0.183	323.1	21.5
53	2/22/2010 20:00	2000	-5.78	64.5	1.185	72.9	-33.16	-1.072	-7.69	-8.05	0.112	0.182	323.1	21.5
53	2/22/2010 21:00	2100	-6.475	64.84	1.359	79	-31.23	-1.781	-7.66	-8.07	0.112	0.178	323.1	21.5
53	2/22/2010 22:00	2200	-7.29	61.98	1.019	28.54	-28.75	-2.537	-7.66	-8.11	0.112	0.183	323.1	21.5
53	2/22/2010 23:00	2300	-8.1	68.03	1.889	80.4	-35.25	-3.225	-7.67	-8.17	0.112	0.176	323.1	21.5
54	2/23/2010 0:00	2400	-8.83	69.61	1.289	68.35	-31.85	-3.757	-7.7	-8.24	0.112	0.179	323.1	21.5
54	2/23/2010 1:00	100	-9.26	70.3	1.424	70.7	-30.84	-4.082	-7.74	-8.29	0.112	0.182	323.1	21.5
54	2/23/2010 2:00	200	-8.7	70.6	2.103	93.5	-35.86	-4.387	-7.78	-8.35	0.112	0.177	323.1	21.5
54	2/23/2010 3:00	300	-10.52	76.7	1.648	63.64	-31.57	-4.514	-7.82	-8.41	0.112	0.179	323.1	21.5
54	2/23/2010 4:00	400	-10.69	77.6	1.383	60.71	-29.12	-4.546	-7.86	-8.45	0.111	0.183	323.1	21.5
54	2/23/2010 5:00	500	-9.99	78.2	1.649	80.6	-31.39	-4.725	-7.9	-8.49	0.111	0.18	323.1	21.5
54	2/23/2010 6:00	600	-9.28	73.8	1.91	83	-34.37	-4.734	-7.93	-8.53	0.111	0.183	323.1	21.5
54	2/23/2010 7:00	700	-9.82	76.4	1.884	85.9	-35.15	-4.857	-7.97	-8.56	0.111	0.186	323.1	21.5
54	2/23/2010 8:00	800	-9.29	74.7	1.963	88.4	-36.54	-4.752	-8	-8.59	0.111	0.18	323.1	21.5
54	2/23/2010 9:00	900	-7.6	70.2	2.298	124.1	-35.79	-4.729	-8.03	-8.62	0.111	0.181	323.1	21.5
54	2/23/2010 10:00	1000	-6.417	66.15	1.925	154	-37.31	-4.729	-8.06	-8.64	0.111	0.18	323.1	21.5
54	2/23/2010 11:00	1100	-5.135	60.25	1.437	116.8	-32.65	-4.528	-8.08	-8.65	0.111	0.181	323.1	21.5
54	2/23/2010 12:00	1200	-3.796	57.56	1.499	133.4	-33.18	-3.997	-8.1	-8.64	0.111	0.182	323	21.4
54	2/23/2010 13:00	1300	-3.207	57.37	4.134	249.9	-30.31	-3.254	-8.1	-8.6	0.111	0.183	323	21.4
54	2/23/2010 14:00	1400	-2.475	55.08	3.668	248.4	-22.46	-2.161	-8.08	-8.53	0.111	0.182	323	21.4
54	2/23/2010 15:00	1500	-2.338	55.81	4.634	252.8	-22.3	-0.926	-8.04	-8.41	0.111	0.181	323	21.4
54	2/23/2010 16:00	1600	-2.161	54.99	4.162	266.4	-26.84	0.013	-7.98	-8.29	0.111	0.183	322.9	21.3
54	2/23/2010 17:00	1700	-2.43	56.05	3.775	271.7	-36.01	0.497	-7.92	-8.19	0.111	0.182	322.9	21.3
54	2/23/2010 18:00	1800	-3.112	58.19	2.454	272.2	-38.83	0.522	-7.85	-8.11	0.111	0.185	323	21.4
54	2/23/2010 19:00	1900	-4.279	63.73	2.791	261.1	-23.79	0.113	-7.78	-8.07	0.112	0.186	323	21.4
54	2/23/2010 20:00	2000	-5.805	67.7	1.833	271.8	-21.59	-0.363	-7.74	-8.05	0.112	0.184	323	21.4
54	2/23/2010 21:00	2100	-5.609	69.27	1.306	249.1	-12.62	-0.64	-7.71	-8.04	0.112	0.184	323	21.4
54	2/23/2010 22:00	2200	-6.253	73.3	2.131	230.4	-7.97	-0.874	-7.68	-8.04	0.112	0.185	323	21.4
54	2/23/2010 23:00	2300	-7.31	83.2	1.096	264	-10.23	-1.073	-7.67	-8.03	0.112	0.187	323.1	21.5
54	2/24/2010 0:00	2400	-7.44	86.6	1.77	243.5	-9.64	-0.993	-7.65	-8.02	0.112	0.186	323.2	21.6
55	2/24/2010 1:00	100	-8.2	89.9	0.452	291.9	-12.34	-1.035	-7.64	-8	0.112	0.186	323.3	21.7
55	2/24/2010 2:00	200	-8.02	88.3	0.604	249.1	-12.02	-1.072	-7.63	-7.99	0.112	0.186	323.4	21.8
55	2/24/2010 3:00	300	-8.32	88.9	0.843	201.9	-5.036	-1.197	-7.61	-7.99	0.112	0.185	323.6	22.1
55	2/24/2010 4:00	400	-8.62	90	1.021	176.8	-5.816	-1.289	-7.61	-7.99	0.112	0.192	323.7	22.2
55	2/24/2010 5:00	500	-8.53	89.9	1.434	189.2	-6.578	-1.289	-7.6	-7.99	0.112	0.193	323.8	22.2
55	2/24/2010 6:00	600	-8.96	90.6	0.702	168.9	-4.554	-1.289	-7.59	-7.98	0.112	0.195	323.9	22.3
55	2/24/2010 7:00	700	-9.16	91	0.673	58.55	-4.479	-1.289	-7.59	-7.98	0.112	0.196	324	22.4
55	2/24/2010 8:00	800	-9.66	90.8	0.441	339.3	-1.995	-1.304	-7.58	-7.97	0.112	0.197	324.1	22.5
55	2/24/2010 9:00	900	-10.39	91.7	0.576	275.6	-0.576	-1.491	-7.58	-7.97	0.112	0.201	324.3	22.7
55	2/24/2010 10:00	1000	-11.04	91.1	0.643	250.2	-4.462	-1.505	-7.57	-7.98	0.112	0.202	324.5	22.9
55	2/24/2010 11:00	1100	-10.41	90.2	0.763	96.4	-13.66	-1.484	-7.57	-7.97	0.112	0.205	324.6	23
55	2/24/2010 12:00	1200	-9.62	87.7	0.593	144.5	-25.93	-1.284	-7.56	-7.96	0.112	0.21	324.8	23.2
55	2/24/2010 13:00	1300	-9.13	85.3	0.435	299.5	-42.03	-0.995	-7.53	-7.93	0.112	0.213	325	23.5
55	2/24/2010 14:00	1400	-8.29	83	0.538	276	-63.41	-0.598	-7.54	-7.89	0.112	0.206	325.1	23.5
55	2/24/2010 15:00	1500	-5.568	74.4	0.262	294.3	-79.9	-0.009	-7.51	-7.84	0.112	0.207	325.2	23.6
55	2/24/2010 16:00	1600	-6.492	77.7	0	0	-44.96	0.299	-7.48	-7.78	0.112	0.21	325.2	23.6
55	2/24/2010 17:00	1700	-7.61	83.2	0	0	-25.96	0.488	-7.44	-7.73	0.113	0.214	325.3	23.7
55	2/24/2010 18:00	1800	-8.17	86.5	0	0	-19.63	0.512	-7.41	-7.69	0.112	0.214	325.3	23.7
55	2/24/2010 19:00	1900	-8.85	89.4	0	0	-2.887	0.355	-7.38	-7.66	0.113	0.213	325.3	23.7
55	2/24/2010 20:00	2000	-9.64	93.1	0	0	0.065	0.102	-7.35	-7.65	0.113	0.212	325.4	23.8
55	2/24/2010 21:00	2100	-9.83	91.9	0	0	0.579	-0.66	-7.32	-7.65	0.113	0.222	325.5	23.9
55	2/24/2010 22:00	2200	-10.09	92.5	0	0	0.711	-0.41	-7.32	-7.65	0.113	0.224	325.7	24.1
55	2/24/2010 23:00	2300	-10.33	91.7	0	0	0.751	-0.59	-7.31	-7.66	0.113	0.215	325.8	24.2
55	2/25/2010 0:00	2400	-10.44	91.5	0	0	0.546	-0.648	-7.3	-7.66	0.113	0.232	326	24.4
56	2/25/2010 1:00	100	-10.65	91.2	0	0	0.417	-0.843	-7.3	-7.66	0.113	0.233	326.1	24.5
56	2/25/2010 2:00	200	-10.82	91.3	0	0	0.838	-0.86	-7.29	-7.67	0.113	0.229	326.3	24.7
56	2/25/2010 3:00	300	-11.16	91.1	0	0	4.475	-0.86	-7.29	-7.67	0.113	0.231	326.3	24.7
56	2/25/2010 4:00	400	-11.48	91.2	0	0	-1.963	-0.965	-7.29	-7.67	0.113	0.207	326.4	24.8
56	2/25/2010 5:00	500	-11.06	91.3	0	0	-0.091	-1.075	-7.28	-7.68	0.113	0.224	326.4	24.8
56	2/25/2010 6:00	600	-11.44	91.1	0	0	0.633	-1.075	-7.28	-7.68	0.113	0.222	326.5	24.9
56	2/25/2010 7:00	700	-11.22	90.8	0	0	-0.617	-1.077	-7.28	-7.68	0.113	0.229	326.5	24.9



Faro Meteorological Data January 01 - December 31, 2010



Faro Climate Station - 2010 data

Note: Cumulative precipitation is calculated in column 'V', while raw instrument numbers are seen in column 'U'.

-0.1

Julian Day	Date	Hr	Tair	RH %	WindV	WindD	WindF	NetRad	SoilHF	SoilT2	SoilT3	Soil W	SnoD	Precip	Precip (rev)
58	2/27/2010 7:00	700	-6.032	73	2.078	164.1	-35.86	-0.985	-6.672	-7.11	0.115	0.241	326.9	25.3	
58	2/27/2010 8:00	800	-6.248	74	1.542	164.1	-31.15	-0.975	-6.681	-7.11	0.115	0.241	326.9	25.1	
58	2/27/2010 9:00	900	-6.315	74.5	3.041	154.5	-42.14	-1.176	-6.689	-7.15	0.115	0.244	326.9	25.3	
58	2/27/2010 10:00	1000	-6.38	73.1	1.655	117.5	-33.55	-1.289	-6.698	-7.17	0.115	0.245	326.9	25.3	
58	2/27/2010 11:00	1100	-5.537	69.37	0.768	112.1	-22.89	-1.237	-6.706	-7.18	0.115	0.242	326.9	25.3	
58	2/27/2010 12:00	1200	-4.163	63.58	1.424	103.1	-28.42	-1.055	-6.711	-7.18	0.115	0.237	326.9	25.3	
58	2/27/2010 13:00	1300	-3.452	63.32	3.739	158.6	-24.62	-0.823	-6.713	-7.17	0.115	0.241	326.8	25.2	
58	2/27/2010 14:00	1400	-3.247	63.36	4.688	166.4	-18.05	-0.572	-6.709	-7.15	0.115	0.241	326.8	25.2	
58	2/27/2010 15:00	1500	-2.935	61.13	5.085	166.8	-14.75	-0.291	-6.699	-7.12	0.115	0.24	326.7	25.1	
58	2/27/2010 16:00	1600	-2.57	59.49	4.388	167.8	-20.37	0.062	-6.681	-7.09	0.115	0.24	326.7	25.1	
58	2/27/2010 17:00	1700	-2.273	56.68	3.472	166.3	-28.99	0.257	-6.657	-7.05	0.115	0.239	326.6	25	
58	2/27/2010 18:00	1800	-2.673	57.59	3.561	163.3	-37.59	0.42	-6.633	-7.02	0.115	0.239	326.6	25	
58	2/27/2010 19:00	1900	-3.933	61.74	2.836	153.2	-46.59	0.224	-6.61	-7	0.115	0.241	326.7	25.1	
58	2/27/2010 20:00	2000	-5.629	64.63	2.173	110.7	-49.81	0.05	-6.594	-7	0.115	0.236	326.7	25.1	
58	2/27/2010 21:00	2100	-8.18	70.1	1.384	55.25	-40.49	-0.215	-6.58	-7	0.115	0.241	326.8	25.2	
58	2/27/2010 22:00	2200	-8.84	72	1.195	45.43	-32.17	-0.503	-6.573	-7.02	0.116	0.242	326.8	25.2	
58	2/27/2010 23:00	2300	-8.6	74.1	0.759	55.42	-30.6	-0.795	-6.573	-7.04	0.116	0.235	326.7	25.1	
58	2/28/2010 0:00	2400	-8.33	69.16	1.392	46.81	-31.69	-1.172	-6.579	-7.07	0.116	0.236	326.7	25.1	
59	2/28/2010 1:00	100	-8.05	68.9	0.986	52.23	-31.84	-1.509	-6.593	-7.1	0.116	0.237	326.7	25.1	
59	2/28/2010 2:00	200	-8.29	71.9	0.663	80.3	-26.22	-1.796	-6.611	-7.14	0.116	0.232	326.7	25.1	
59	2/28/2010 3:00	300	-8.24	69.49	1.325	12.84	-28.34	-2.013	-6.634	-7.18	0.115	0.236	326.7	25.1	
59	2/28/2010 4:00	400	-8.11	71.9	1.293	4.131	-13.65	-2.207	-6.66	-7.21	0.115	0.236	326.7	25.1	
59	2/28/2010 5:00	500	-5.102	71	1.236	97.2	-21.29	-2.364	-6.684	-7.24	0.115	0.24	326.6	25	
59	2/28/2010 6:00	600	-4.531	72.6	1.049	143.7	-25.9	-2.364	-6.71	-7.27	0.115	0.236	326.6	25	
59	2/28/2010 7:00	700	-4.886	75.6	1.005	92	-23.31	-2.252	-6.737	-7.29	0.115	0.237	326.6	25	
59	2/28/2010 8:00	800	-4.603	77	1.348	164.3	-12.95	-2.141	-6.756	-7.3	0.115	0.237	326.6	25	
59	2/28/2010 9:00	900	-4.705	78.6	3.046	143.4	-17.82	-1.943	-6.777	-7.31	0.115	0.237	326.6	25	
59	2/28/2010 10:00	1000	-3.903	76.4	2.867	149.3	-10.64	-1.839	-6.781	-7.31	0.115	0.237	326.6	25	
59	2/28/2010 11:00	1100	-3.491	75.4	3.693	155.8	-7.64	-1.52	-6.786	-7.29	0.115	0.238	326.6	25	
59	2/28/2010 12:00	1200	-3.56	76.2	3.995	151.8	-1.79	-1.134	-6.784	-7.27	0.115	0.236	326.6	25	
59	2/28/2010 13:00	1300	-3.069	72.9	5.054	155.9	-0.252	-0.658	-6.774	-7.23	0.115	0.236	326.6	25	
59	2/28/2010 14:00	1400	-2.308	66.54	4.939	157.7	-3.365	-0.087	-6.757	-7.17	0.115	0.234	326.6	25	
59	2/28/2010 15:00	1500	-1.685	64.06	4.928	157.7	-11.9	0.582	-6.728	-7.1	0.115	0.231	326.6	25	
59	2/28/2010 16:00	1600	-2.502	68.02	6.057	159.4	-7.42	0.859	-6.693	-7.03	0.115	0.226	326.5	24.9	
59	2/28/2010 17:00	1700	-2.3	69.62	7.15	160	-5.208	1.033	-6.655	-6.968	0.115	0.19	326.5	24.9	
59	2/28/2010 18:00	1800	-2.686	70.1	6.909	162.1	-31.52	1.116	-6.614	-6.912	0.115	0.183	326.5	24.9	
59	2/28/2010 19:00	1900	-2.491	70	8.48	165.9	-26.51	0.999	-6.576	-6.876	0.116	0.183	326.5	24.9	
59	2/28/2010 20:00	2000	-2.531	70.7	10.08	164.5	-41.49	0.859	-6.543	-6.854	0.116	0.182	326.6	25	
59	2/28/2010 21:00	2100	-2.551	70.3	6.965	159.3	-42.33	0.859	-6.516	-6.836	0.116	0.182	326.5	24.9	
59	2/28/2010 22:00	2200	-2.606	70.5	7.68	160.3	-62.15	0.82	-6.496	-6.821	0.116	0.182	326.5	24.9	
59	2/28/2010 23:00	2300	-2.557	70.4	6.164	155	-60.56	0.557	-6.478	-6.814	0.116	0.182	326.6	25	
59	3/1/2010 0:00	2400	-2.589	71	6.191	160.7	-61.83	0.315	-6.463	-6.816	0.116	0.182	326.5	24.9	
60	3/1/2010 1:00	100	-2.25	76.3	7.69	163.7	-63.86	0.077	-6.453	-6.821	0.116	0.181	326.5	24.9	
60	3/1/2010 2:00	200	-2.026	69.23	7.3	165.2	-63.3	0	-6.446	-6.825	0.116	0.182	326.5	24.9	
60	3/1/2010 3:00	300	-2.314	69.78	3.887	150.1	-55.96	0	-6.441	-6.82	0.116	0.182	326.5	24.9	
60	3/1/2010 4:00	400	-2.531	71.3	2.355	132.4	-44.33	-0.012	-6.434	-6.817	0.116	0.183	326.5	24.9	
60	3/1/2010 5:00	500	-2.524	72.2	3.452	141.8	-53.65	-0.298	-6.429	-6.826	0.116	0.182	326.5	24.9	
60	3/1/2010 6:00	600	-2.446	73.6	4.735	157.6	-56.53	-0.554	-6.428	-6.844	0.116	0.181	326.5	24.9	
60	3/1/2010 7:00	700	-2.448	75.4	4.716	156	-55.17	-0.645	-6.431	-6.856	0.116	0.182	326.5	24.9	
60	3/1/2010 8:00	800	-2.471	76.7	4.119	158.8	-49.76	-0.541	-6.433	-6.859	0.116	0.183	326.5	24.9	
60	3/1/2010 9:00	900	-2.656	76.3	2.548	145.9	-37.85	-0.43	-6.435	-6.855	0.116	0.182	326.5	24.9	
60	3/1/2010 10:00	1000	-1.797	75.4	2.988	155.8	-14.49	-0.42	-6.43	-6.849	0.116	0.182	326.5	24.9	
60	3/1/2010 11:00	1100	-1.316	73.9	3.864	143.7	0.091	-0.109	-6.425	-6.831	0.116	0.183	326.5	24.9	
60	3/1/2010 12:00	1200	-0.596	70.5	3.956	133	4.904	0.663	-6.41	-6.778	0.116	0.182	326.4	24.8	
60	3/1/2010 13:00	1300	0.048	67.61	4.514	146.2	11.6	1.536	-6.384	-6.691	0.116	0.182	326.5	24.9	
60	3/1/2010 14:00	1400	-0.024	67.91	5.075	160.9	-8.47	2.494	-6.341	-6.585	0.116	0.182	326.4	24.8	
60	3/1/2010 15:00	1500	1.099	63.39	5.529	162.1	4.096	3.133	-6.289	-6.482	0.117	0.181	326.4	24.8	
60	3/1/2010 16:00	1600	0.358	67.21	8.67	164.4	-32.83	3.513	-6.228	-6.39	0.117	0.182	326.4	24.8	
60	3/1/2010 17:00	1700	0.857	66	7.09	164	-13.46	3.562	-6.167	-6.32	0.117	0.183	326.5	24.9	
60	3/1/2010 18:00	1800	-0.77	67.44	7.17	163.4	-30.37	3.407	-6.137	-6.293	0.117	0.182	326.5	24.9	
60	3/1/2010 19:00	1900	0.578	68.17	6.826	165	-38.91	3.123	-6.06	-6.229	0.118	0.182	326.4	24.8	
60	3/1/2010 20:00	2000	0.65	69.33	5.799	164.3	-27.87	2.633	-6.019	-6.215	0.118	0.183	326.5	24.9	
60	3/1/2010 21:00	2100	0.155	72.2	6.116	162.8	-47.44	2.363	-5.991	-6.207	0.118	0.182	326.4	24.8	
60	3/1/2010 22:00	2200	0.154	72	6.117	161.9	-47.27	2.167	-5.968	-6.196	0.118	0.183	326.5	24.9	
60	3/1/2010 23:00	2300	-0.093	73.4	3.761	156.2	-44.01	1.909	-5.948	-6.19	0.118	0.183	326.4	24.8	
60	3/2/2010 0:00	2400	-0.262	73.4	3.323	159.6	-47.71	1.632	-5.932	-6.189	0.118	0.182	326.4	24.8	
61	3/2/2010 1:00	100	-0.737	73.9	2.082	145.5	-47.47	1.255	-5.92	-6.196	0.118	0.181	326.4	24.8	
61	3/2/2010 2:00	200	-1.122	72.3	1.594	105.9	-48.09	0.895	-5.916	-6.198	0.118	0.185	326.4	24.8	
61	3/2/2010 3:00	300	-1.374	73.9	1.876	119.7	-48.81	0.383	-5.913	-6.213	0.118	0.18	326.5	24.9	
61	3/2/2010 4:00	400	-1.225	72.1	2.018	122.4	-49.74	-0.239	-5.923	-6.303	0.118	0.182	326.4	24.8	
61	3/2/2010 5:00	500	-1.216	70.5	1.532	112.3	-39.55	-0.652	-5.941	-6.353	0.118	0.18	326.4	24.8	
61	3/2/2010 6:00	600	-1.129	72.2	1.467	111.8	-28.43	-0.933	-5.964	-6.398	0.118	0.182	326.4	24.8	
61	3/2/2010 7:00	700	-0.699	73.5	2.051	131.9	-21.07	-1.074	-5.987	-6.434	0.118	0.183	326.4	24.8	
61	3/2/2010 8:00	800	-1.23	75.2	2.754	149.5	-53.97	-0.835	-6.008	-6.453	0.118	0.182	326.4	24.8	
61	3/2/2010 9:00	900	-1.509	74.4	3.024	148.2	-55.05	-0.513	-6.023	-6.452	0.118	0.179	326.4	24.8	
61	3/2/2010 10:00	1000	-1.4	71.1	2.374	147.2	-51.35	-0.43	-6.031	-6.452	0.118	0.182	326.4	24.8	
61	3/2/2010 11:00	1100	0.073	65.13	2.457	141.8	-36.4	0							



Faro Meteorological Data January 01 - December 31, 2010



Faro Climate Station - 2010 data

Note: Cumulative precipitation is calculated in column 'V', while raw instrument numbers are seen in column 'U'.

-0.1

Julian Day	Date	Hr	Tair	RH %	WindV	WindD	NetRad	SoilHF	SoilT2	SoilT3	Soil W	SnoD	Precip	Precip (rev)
63	3/4/2010 12:00	1200	-2.19	39.88	1.48	78.5	-20.49	-2.592	-6.166	-6.727	0.118	1.175	327	25.4
63	3/4/2010 13:00	1300	-3.78	45.63	2.96	231.1	-14.86	-2.196	-6.113	-6.176	0.118	1.175	327	25.4
63	3/4/2010 14:00	1400	-3.441	44.27	2.54	220.1	-6.958	-1.293	-6.193	-6.679	0.118	1.178	326.9	25.3
63	3/4/2010 15:00	1500	-3.578	45.66	3.288	184.2	-6.54	-0.536	-6.188	-6.622	0.118	1.178	326.9	25.3
63	3/4/2010 16:00	1600	-3.448	47.36	3.302	182.1	0.153	0.128	-6.168	-6.554	0.118	1.178	326.9	25.3
63	3/4/2010 17:00	1700	-3.069	46.79	3.141	179.8	-1.696	0.634	-6.141	-6.487	0.118	1.178	326.9	25.3
63	3/4/2010 18:00	1800	-3.596	49.99	3.876	181.7	-19.79	0.859	-6.106	-6.428	0.118	1.179	327	25.4
63	3/4/2010 19:00	1900	-4.398	53.68	3.108	176.7	-39.06	0.55	-6.073	-6.398	0.118	1.178	327	25.4
63	3/4/2010 20:00	2000	-5.518	58.87	2.271	147.1	-40.92	-0.102	-6.051	-6.406	0.118	1.179	327	25.4
63	3/4/2010 21:00	2100	-6.729	64.55	1.155	119.4	-32.93	-0.875	-6.043	-6.443	0.118	1.179	327	25.4
63	3/4/2010 22:00	2200	-7.45	66.57	1.24	103.8	-30.65	-1.662	-6.048	-6.499	0.118	1.175	327	25.4
63	3/4/2010 23:00	2300	-7.3	66.69	1.315	98.9	-15.64	-2.373	-6.069	-6.571	0.118	1.181	327	25.4
64	3/5/2010 0:00	2400	-7.09	66.06	1.429	99.6	-30.58	-2.758	-6.099	-6.636	0.118	1.179	327	25.4
64	3/5/2010 1:00	100	-7.14	67.68	1.981	144.1	-30.67	-2.794	-6.133	-6.682	0.118	1.18	327	25.4
64	3/5/2010 2:00	200	-7.32	79.5	4.395	220.3	-6.708	-2.923	-6.165	-6.724	0.118	1.176	327.3	25.7
64	3/5/2010 3:00	300	-7.98	89.2	1.479	164.6	-16.53	-2.777	-6.194	-6.753	0.118	1.179	327.5	25.9
64	3/5/2010 4:00	400	-8.52	82.9	1.461	161.3	-48.3	-2.335	-6.219	-6.756	0.118	1.168	327.5	25.9
64	3/5/2010 5:00	500	-10.09	81.8	0.716	165.8	-39.23	-2.354	-6.237	-6.765	0.118	1.178	327.5	25.9
64	3/5/2010 6:00	600	-9.48	72.8	2.031	191.9	-32.22	-3.051	-6.254	-6.812	0.118	1.18	327.4	25.8
64	3/5/2010 7:00	700	-8.76	63.05	3.443	204	-20.32	-3.847	-6.283	-6.889	0.118	1.181	327.4	25.8
64	3/5/2010 8:00	800	-8.94	62.13	3.257	210.5	-39.4	-3.976	-6.324	-6.954	0.118	1.18	327.4	25.8
64	3/5/2010 9:00	900	-9.77	63.67	2.496	209.9	-47.2	-3.693	-6.363	-6.986	0.118	1.18	327.4	25.8
64	3/5/2010 10:00	1000	-8.88	58.23	3.076	184.4	-34.4	-3.504	-6.393	-7.01	0.118	1.18	327.4	25.8
64	3/5/2010 11:00	1100	-8.73	59.57	3.646	170.4	-29.71	-3.358	-6.419	-7.02	0.117	1.178	327.4	25.8
64	3/5/2010 12:00	1200	-8.31	56.06	5.427	166.5	-17.96	-2.79	-6.439	-7.01	0.117	1.178	327.4	25.8
64	3/5/2010 13:00	1300	-8.46	59.52	6.366	159.7	1.068	-2.245	-6.447	-6.98	0.117	1.179	327.3	25.7
64	3/5/2010 14:00	1400	-8.2	59.14	5.83	158.6	-3.919	-1.717	-6.442	-6.943	0.117	1.179	327.3	25.7
64	3/5/2010 15:00	1500	-7.79	57.63	5.434	160.7	-5.815	-1.158	-6.428	-6.894	0.117	1.178	327.3	25.7
64	3/5/2010 16:00	1600	-7.58	58.11	7.39	165.2	-3.265	-0.76	-6.407	-6.842	0.117	1.175	327.3	25.7
64	3/5/2010 17:00	1700	-7.34	57.98	6.699	162.8	0.751	-0.626	-6.382	-6.799	0.118	1.177	327.3	25.7
64	3/5/2010 18:00	1800	-6.888	57.88	6.006	157.6	-3.372	-0.811	-6.358	-6.783	0.117	1.177	327.3	25.7
64	3/5/2010 19:00	1900	-6.567	58.64	5.991	165.3	-7.42	-0.995	-6.34	-6.778	0.118	1.177	327.3	25.7
64	3/5/2010 20:00	2000	-6.652	60.62	5.271	170.1	-31.51	-1.141	-6.327	-6.781	0.118	1.177	327.2	25.6
64	3/5/2010 21:00	2100	-6.65	63.34	5.154	178.5	-45.81	-1.355	-6.318	-6.79	0.118	1.176	327.3	25.7
64	3/5/2010 22:00	2200	-6.443	63.44	5.52	183.8	-52.81	-1.576	-6.314	-6.805	0.118	1.176	327.3	25.7
64	3/5/2010 23:00	2300	-5.754	61.82	6.1	179.6	-53.35	-1.722	-6.219	-6.825	0.118	1.175	327.2	25.6
64	3/6/2010 0:00	2400	-5.288	60.86	6.395	180	-59.8	-1.756	-6.329	-6.844	0.118	1.176	327.2	25.6
65	3/6/2010 1:00	100	-5.179	62.57	6.851	176	-55.3	-1.719	-6.339	-6.853	0.118	1.175	327.2	25.6
65	3/6/2010 2:00	200	-5.158	64	5.466	180.7	-57.15	-1.706	-6.347	-6.857	0.118	1.174	327.2	25.6
65	3/6/2010 3:00	300	-4.729	62.48	5.948	174.1	-53.45	-1.515	-6.352	-6.857	0.117	1.174	327.3	25.7
65	3/6/2010 4:00	400	-4.309	61.83	6.072	169.3	-56.85	-1.504	-6.354	-6.855	0.117	1.173	327.2	25.6
65	3/6/2010 5:00	500	-3.612	59.32	5.66	170.4	-46	-1.447	-6.354	-6.85	0.117	1.172	327.2	25.6
65	3/6/2010 6:00	600	-3.577	59.65	4.47	171.8	-35.5	-1.286	-6.352	-6.839	0.117	1.174	327.3	25.7
65	3/6/2010 7:00	700	-4.19	64.93	4.658	177	-42.01	-1.08	-6.348	-6.822	0.117	1.175	327.2	25.6
65	3/6/2010 8:00	800	-4.275	66.76	5.228	171.4	-33.3	-1.074	-6.341	-6.806	0.117	1.174	327.1	25.5
65	3/6/2010 9:00	900	-4.536	69.42	6.717	169.5	-34.85	-0.932	-6.332	-6.791	0.117	1.174	327.2	25.6
65	3/6/2010 10:00	1000	-4.534	71.5	7.5	166.7	-22.45	-0.752	-6.322	-6.771	0.118	1.174	327.2	25.6
65	3/6/2010 11:00	1100	-3.838	68.79	9.8	166.6	-3.306	-0.364	-6.309	-6.735	0.118	1.173	327.2	25.6
65	3/6/2010 12:00	1200	-2.656	64.8	8.55	167.2	7.9	0.623	-6.288	-6.661	0.118	1.173	327.3	25.7
65	3/6/2010 13:00	1300	-2.608	66.47	9.97	164.4	11.44	1.731	-6.245	-6.536	0.118	1.171	327.2	25.6
65	3/6/2010 14:00	1400	-2.174	66.11	7.34	160.9	11.02	3.069	-6.183	-6.592	0.118	1.169	327.2	25.6
65	3/6/2010 15:00	1500	-1.645	63.69	7.11	154.9	10.1	3.692	-6.109	-6.255	0.118	1.154	327.2	25.6
65	3/6/2010 16:00	1600	-1.329	62.32	8.07	142.9	4.148	4.257	-6.032	-6.13	0.118	1.155	327.3	25.7
65	3/6/2010 17:00	1700	-1.277	63.75	6.995	137.7	-5.949	4.124	-5.952	-6.042	0.119	1.155	327.2	25.6
65	3/6/2010 18:00	1800	-1.077	66.27	5.579	158.8	5.834	3.729	-5.879	-5.987	0.119	1.154	327.2	25.6
65	3/6/2010 19:00	1900	-1.209	67.89	4.894	156.4	-30.41	3.581	-5.824	-5.934	0.119	1.154	327.2	25.6
65	3/6/2010 20:00	2000	-1.814	72.3	6.04	156.9	-51.45	2.463	-5.778	-5.931	0.119	1.155	327.3	25.7
65	3/6/2010 21:00	2100	-2.266	82.1	6.321	163.9	-7.83	1.388	-5.751	-5.975	0.119	1.155	327.4	25.8
65	3/6/2010 22:00	2200	-2.965	92.3	6.594	191.4	-38.81	1.969	-5.74	-5.986	0.119	1.155	327.6	26.1
65	3/6/2010 23:00	2300	-4.44	88.8	8.08	254.7	-61.85	4.54	-5.866	-6.17	0.115	1.155	327.7	26.2
66	3/7/2010 0:00	2400	-5.811	88.3	9.77	259	-28.46	0.888	-5.719	-6.043	0.12	1.153	327.6	26.1
66	3/7/2010 1:00	100	-6.731	77.2	7.44	241.3	-62.95	-0.645	-5.724	-6.108	0.12	1.153	327.8	26.2
66	3/7/2010 2:00	200	-7.16	70	3.407	227.4	-65.7	-1.822	-5.737	-6.192	0.12	1.15	327.8	26.2
66	3/7/2010 3:00	300	-7.85	75.9	3.136	218.4	-61.1	-3.01	-5.767	-6.308	0.12	1.153	327.8	26.2
66	3/7/2010 4:00	400	-7.93	64.99	2.856	213.6	-56.18	-3.94	-5.819	-6.437	0.119	1.152	327.8	26.2
66	3/7/2010 5:00	500	-8.51	70.7	2.582	226.8	-33.33	-4.444	-5.884	-6.55	0.119	1.153	327.8	26.2
66	3/7/2010 6:00	600	-8.75	81.1	7.62	256.7	-15.64	-4.786	-5.952	-6.656	0.119	1.153	327.8	26.2
66	3/7/2010 7:00	700	-9.08	61.8	4.442	220.3	-50.44	-4.489	-6.015	-6.705	0.119	1.153	327.8	26.2
66	3/7/2010 8:00	800	-9.61	69.04	3.785	213.4	-67.76	-4.067	-6.063	-6.728	0.119	1.153	327.8	26.2
66	3/7/2010 9:00	900	-10.1	59.45	3.414	229.5	-52.34	-4.883	-6.107	-6.821	0.118	1.151	327.8	26.2
66	3/7/2010 10:00	1000	-9.47	53.39	5.088	240.4	-35.57	-5.342	-6.163	-6.915	0.118	1.152	327.7	26.1
66	3/7/2010 11:00	1100	-9.32	56.03	4.981	244.6	-30.89	-4.978	-6.219	-6.968	0.118	1.151	327.8	26.2
66	3/7/2010 12:00	1200	-9.08	59.69	5.971	238.1	3.361	-3.808	-6.264	-6.96	0.118	1.151	327.7	26.1
66	3/7/2010 13:00	1300	-8.72	58.26	8.05	231.6	50.16	-2.051	-6.282	-6.883	0.118	1.151	327.7	26.1
66	3/7/2010 14:00	1400	-7.98	52.47	7.03	235.6	69.66	0.579	-6.267	-6.707	0.118	1.15	327.7	26.1
66	3/7/2010 15:00	1500	-8.6	59.95	7.23	233.4	28.27	1.477	-6.207	-6.533	0.118	1.151	327.7	26.1
66	3/7/2010 16:00	1600	-8.82	60.12	6.543	226								



Faro Meteorological Data January 01 - December 31, 2010



Faro Climate Station - 2010 data
Note: Cumulative precipitation is calculated in column 'V', while raw instrument numbers are seen in column 'U'.

Julian Day	Date	Hr	Tair	RH %	WindV	WindD	WindS	NetRad	SoilHF	SoilT2	SoilT3	Soil W	SnoD	Precip	Precip (rev)
68	3/9/2010 17:00	1700	-2.131	49.71	8.16	150.2	5.379	7.72	-6.483	-6.342	0.117	0.117	0.117	327.9	26.3
68	3/9/2010 18:00	1800	-2.04	47.64	8.31	158.3	5.379	4.76	-6.378	-6.201	0.117	0.117	0.117	327.9	26.3
68	3/9/2010 19:00	1900	-2.758	49.49	8.55	164.4	-50.9	2.085	-6.293	-6.385	0.117	0.115	0.115	327.8	26.2
68	3/9/2010 20:00	2000	-3.983	55.65	4.643	153.4	-47.53	-1.311	-6.241	-6.575	0.118	0.115	0.115	327.8	26.2
68	3/9/2010 21:00	2100	-4.492	62.33	5.507	164.1	-9.4	-2.165	-6.23	-6.735	0.118	0.115	0.115	327.8	26.2
68	3/9/2010 22:00	2200	-6.308	90.4	4.385	154	-4.431	-0.746	-6.241	-6.737	0.118	0.118	0.123	328.5	26.9
68	3/9/2010 23:00	2300	-6.283	89.6	4.033	175	-12.64	-0.809	-6.251	-6.74	0.118	0.117	0.117	328.6	27
68	3/10/2010 0:00	2400	-6.98	87.5	5.626	226.6	-13.14	-1.355	-6.256	-6.778	0.118	0.116	0.116	328.6	27
69	3/10/2010 1:00	100	-9.01	82.9	7.65	262.4	-11.7	-2.967	-6.263	-6.867	0.118	0.116	0.116	328.7	27.1
69	3/10/2010 2:00	200	-9.75	78.2	7.86	257.7	-12.32	-4.969	-6.278	-7.03	0.118	0.116	0.116	328.6	27
69	3/10/2010 3:00	300	-9.74	62.4	8.7	240.9	-25.69	-6.487	-6.313	-7.22	0.118	0.115	0.115	328.7	27.1
69	3/10/2010 4:00	400	-10.16	54.01	4.157	242.9	-51.83	-8.56	-6.373	-7.45	0.118	0.113	0.113	328.6	27
69	3/10/2010 5:00	500	-11.95	65.5	1.819	154	-64.03	-12.71	-6.45	-7.82	0.117	0.116	0.116	328.7	27.1
69	3/10/2010 6:00	600	-11.65	64.1	4.344	163.4	-66.77	-15.76	-6.535	-8.28	0.117	0.116	0.116	328.6	27
69	3/10/2010 7:00	700	-11.42	63.21	4.871	165.2	-62.92	-14.77	-6.637	-8.53	0.117	0.115	0.115	328.6	27
69	3/10/2010 8:00	800	-11.56	54.84	4.065	175.2	-30.92	-13.66	-6.734	-8.67	0.116	0.115	0.115	328.6	27
69	3/10/2010 9:00	900	-11.08	51.18	5.8	179.4	-15.97	-11.86	-6.82	-8.72	0.116	0.115	0.115	328.6	27
69	3/10/2010 10:00	1000	-10.62	50.07	5.125	177.5	-7.82	-9.21	-6.892	-8.67	0.116	0.115	0.115	328.5	26.9
69	3/10/2010 11:00	1100	-10.75	59.72	4.26	184.9	8.27	-6.682	-6.942	-8.56	0.115	0.115	0.115	328.5	26.9
69	3/10/2010 12:00	1200	-10.74	75.3	2.554	248.4	21.46	-3.778	-6.965	-8.38	0.116	0.114	0.114	328.5	26.9
69	3/10/2010 13:00	1300	-10.91	78.4	3.642	265.1	28.36	-0.072	-6.961	-8.08	0.115	0.114	0.114	328.6	27
69	3/10/2010 14:00	1400	-9.77	65.46	2.349	242.3	42.23	1.559	-6.926	-7.83	0.115	0.111	0.111	328.6	27
69	3/10/2010 15:00	1500	-7.56	61.98	1.19	38.17	31.01	5.666	-6.871	-7.46	0.116	0.108	0.108	328.6	27
69	3/10/2010 16:00	1600	-7.93	66.02	1.254	54.39	15.58	3.877	-6.792	-7.27	0.116	0.104	0.104	328.7	27.1
69	3/10/2010 17:00	1700	-7.83	70.9	1.167	42.6	-7.01	2.34	-6.715	-7.24	0.116	0.104	0.104	328.7	27.1
69	3/10/2010 18:00	1800	-8.01	66.71	3.864	161.9	-17.3	0.47	-6.655	-7.28	0.116	0.112	0.112	328.7	27.1
69	3/10/2010 19:00	1900	-8.23	62.28	3.717	159	-42.63	-3.083	-6.614	-7.44	0.117	0.116	0.116	328.7	27.1
69	3/10/2010 20:00	2000	-9.14	66.56	2.641	147.1	-55.58	-7.89	-6.6	-7.78	0.117	0.115	0.115	328.8	27.2
69	3/10/2010 21:00	2100	-9.46	68.79	2.815	150.1	-58.91	-10.62	-6.625	-8.14	0.117	0.114	0.114	328.8	27.2
69	3/10/2010 22:00	2200	-9.65	68.54	2.872	151.1	-57.52	-11.57	-6.69	-8.41	0.116	0.115	0.115	328.7	27.1
69	3/10/2010 23:00	2300	-9.46	62.84	2.711	127.8	-49.4	-11.69	-6.768	-8.6	0.116	0.115	0.115	328.7	27.1
69	3/11/2010 0:00	2400	-9.07	57.76	3.122	120	-39.38	-11.42	-6.848	-8.74	0.116	0.116	0.116	328.7	27.1
70	3/11/2010 1:00	100	-8.75	56.99	3.947	114.1	-28.19	-9.51	-6.923	-8.77	0.116	0.116	0.116	328.7	27.1
70	3/11/2010 2:00	200	-8.27	55.97	5.249	127	-21.57	-7.86	-6.984	-8.71	0.115	0.115	0.115	328.7	27.1
70	3/11/2010 3:00	300	-8.26	57.33	6.235	126.1	-20.94	-6.768	-7.03	-8.65	0.115	0.115	0.115	328.7	27.1
70	3/11/2010 4:00	400	-8.08	55.78	6.489	128.5	-24.41	-6.199	-7.06	-8.61	0.115	0.114	0.114	328.6	27
70	3/11/2010 5:00	500	-8.24	54.63	5.912	110.3	-29.96	-6.329	-7.08	-8.59	0.115	0.114	0.114	328.6	27
70	3/11/2010 6:00	600	-8.27	54.61	4.403	100.4	-26.75	-6.102	-7.1	-8.6	0.115	0.115	0.115	328.6	27
70	3/11/2010 7:00	700	-8.59	54.35	4.026	103.5	-40.76	-6.939	-7.12	-8.64	0.115	0.115	0.115	328.6	27
70	3/11/2010 8:00	800	-8.71	54.67	3.431	105.9	-33.31	-8.09	-7.14	-8.75	0.115	0.114	0.114	328.6	27
70	3/11/2010 9:00	900	-8.51	56.28	3.089	104.5	-31.07	-7.51	-7.17	-8.79	0.115	0.115	0.115	328.5	26.9
70	3/11/2010 10:00	1000	-7.34	50.82	2.539	97.2	-12.41	-5.756	-7.2	-8.75	0.115	0.111	0.111	328.5	26.9
70	3/11/2010 11:00	1100	-6.89	52.11	2.754	133.6	-13.63	-5.984	-7.21	-8.48	0.115	0.111	0.111	328.5	26.9
70	3/11/2010 12:00	1200	-6.127	7.11	3.632	144.8	18.83	-5.708	-7.18	-7.98	0.115	0.111	0.111	328.5	26.9
70	3/11/2010 13:00	1300	-5.037	56.46	3.71	148.6	39.09	9.96	-7.1	-7.49	0.115	0.111	0.111	328.4	26.8
70	3/11/2010 14:00	1400	-4.779	58.72	5.074	150.8	46.7	12.8	-6.978	-7.02	0.115	0.112	0.112	328.4	26.8
70	3/11/2010 15:00	1500	-4.784	60.23	5.866	144.8	9.95	9.64	-6.839	-6.812	0.116	0.112	0.112	328.5	26.9
70	3/11/2010 16:00	1600	-3.734	57.55	6.596	155	42.06	9.93	-6.703	-6.656	0.116	0.109	0.109	328.3	26.7
70	3/11/2010 17:00	1700	-3.671	57.36	7.01	160.8	17.66	9.37	-6.565	-6.481	0.117	0.108	0.108	328.4	26.8
70	3/11/2010 18:00	1800	-3.446	57.17	6.595	161.4	3.286	6.259	-6.432	-6.49	0.117	0.107	0.107	328.3	26.7
70	3/11/2010 19:00	1900	-3.609	56.98	6.182	161.7	-27.4	3.584	-6.335	-6.557	0.118	0.107	0.107	328.3	26.7
70	3/11/2010 20:00	2000	-4.763	62.41	3.821	154.7	-56.26	-6.659	-6.289	-6.776	0.118	0.111	0.111	328.4	26.8
70	3/11/2010 21:00	2100	-5.518	66.83	3.758	156	-60.01	-4.408	-6.285	-7.08	0.118	0.108	0.108	328.4	26.8
70	3/11/2010 22:00	2200	-6.008	69.1	2.635	153.6	-58.34	-6.322	-6.317	-7.35	0.118	0.108	0.108	328.4	26.8
70	3/11/2010 23:00	2300	-6.353	69.9	1.069	140.5	-51.12	-8.42	-6.37	-7.62	0.117	0.106	0.106	328.4	26.8
70	3/12/2010 0:00	2400	-6.797	71.5	2.19	117	-50.35	-10.18	-6.441	-7.91	0.117	0.107	0.107	328.4	26.8
71	3/12/2010 1:00	100	-6.679	71.4	1.687	124.6	-48.83	-10.18	-6.527	-8.11	0.117	0.107	0.107	328.4	26.8
71	3/12/2010 2:00	200	-6.749	71.2	1.092	113.5	-39.25	-10.88	-6.616	-8.31	0.117	0.105	0.105	328.4	26.8
71	3/12/2010 3:00	300	-6.287	70.3	0.849	210.6	-21.02	-10.08	-6.701	-8.46	0.116	0.109	0.109	328.3	26.7
71	3/12/2010 4:00	400	-6.46	72.8	0.712	30.8	-17.36	-8.49	-6.84	-8.49	0.116	0.106	0.106	328.3	26.7
71	3/12/2010 5:00	500	-5.795	72.8	1.777	152.3	-4.832	-6.092	-6.855	-8.43	0.116	0.111	0.111	328.3	26.7
71	3/12/2010 6:00	600	-5.858	77.1	1.239	175.1	-4.702	-2.833	-6.904	-8.25	0.115	0.109	0.109	328.4	26.8
71	3/12/2010 7:00	700	-6.471	85.7	2.648	219.8	-5.515	-1.837	-6.919	-8.09	0.115	0.109	0.109	328.6	27
71	3/12/2010 8:00	800	-7.49	78.9	7.42	234.8	-29.44	-1.57	-6.916	-7.99	0.115	0.111	0.111	328.7	27.1
71	3/12/2010 9:00	900	-8.17	62.31	7.11	246.8	-34.22	-4.058	-6.909	-8.05	0.116	0.107	0.107	328.7	27.1
71	3/12/2010 10:00	1000	-8.37	48.19	9.23	235.3	-26.37	-4.803	-6.924	-8.14	0.116	0.108	0.108	328.6	27
71	3/12/2010 11:00	1100	-8.09	38.28	8.88	237.3	-13.89	-3.59	-6.963	-8.14	0.115	0.108	0.108	328.5	26.9
71	3/12/2010 12:00	1200	-7.88	39.88	7.17	242.8	-7.68	-1.252	-6.988	-8.01	0.116	0.109	0.109	328.7	27.1
71	3/12/2010 13:00	1300	-7.57	42.02	6.996	231.3	14.24	0.039	-7.01	-7.89	0.116	0.111	0.111	328.5	26.9
71	3/12/2010 14:00	1400	-7.28	45.32	7.16	239.6	27.25	1.723	-7	-7.72	0.115	0.109	0.109	328.6	27
71	3/12/2010 15:00	1500	-7.06	45.43	6.18	234.7	20.19	3.041	-6.972	-7.53	0.115	0.109	0.109	328.6	27
71	3/12/2010 16:00	1600	-6.458	36.88	6.57	225.4	21.33	3.869	-6.921	-7.37	0.116	0.108	0.108	328.5	26.9
71	3/12/2010 17:00	1700	-6.363	32.4	6.313	219.1	2.								

Faro Climate Station - 2010 data

Note: Cumulative precipitation is calculated in column 'V', while raw instrument numbers are seen in column 'U'.

-0.1

Julian Day	Date	Hr	Tair	RH %	WindV	WindD	NetRad	SoilHF	SoilT2	SoilT3	Soil W	SnoD	Precip	Precip (rev)
73	3/14/2010 22:00	2200	-1.434	69	1.609	162	-25.4	2.399	-5.782	-5.762	0.12	0.112	328.6	27
73	3/14/2010 23:00	2300	-1.13	69.21	1.678	162	-15.37	2.61	-5.922	0.12	0.113	328.6	27	
74	3/15/2010 0:00	2400	-1.319	70.7	1.194	119.7	-4.51	1.897	-5.798	-5.958	0.12	0.112	328.6	27
74	3/15/2010 1:00	100	-1.64	79	1.488	150.9	-1.937	2.799	-5.812	-5.945	0.12	0.113	328.7	27.1
74	3/15/2010 2:00	200	-2.444	91.8	1.688	130.5	-8.99	3.162	-5.817	-5.909	0.12	0.113	328.8	27.2
74	3/15/2010 3:00	300	-2.674	92	0.645	133.7	-13.22	2.127	-5.812	-5.928	0.119	0.112	328.9	27.3
74	3/15/2010 4:00	400	-3.124	92.4	0.188	86.5	-15.58	0.272	-5.811	-6.043	0.12	0.114	328.9	27.3
74	3/15/2010 5:00	500	-3.629	91.8	0.722	132.3	-24.6	-2.591	-5.827	-6.245	0.12	0.109	328.9	27.3
74	3/15/2010 6:00	600	-3.286	89.7	0.51	96.5	-5.081	-2.849	-5.865	-6.419	0.119	0.112	328.9	27.3
74	3/15/2010 7:00	700	-2.923	84.2	0.429	98.6	-15.58	-1.433	-5.911	-6.434	0.119	0.109	328.9	27.3
74	3/15/2010 8:00	800	-3.463	82.7	0.753	154.6	-23.1	-2.617	-5.947	-6.518	0.119	0.111	328.9	27.3
74	3/15/2010 9:00	900	-4.477	80.7	0.449	68.83	-40.21	-5.28	-5.985	-6.697	0.119	0.106	328.9	27.3
74	3/15/2010 10:00	1000	-1.623	60.55	0.554	323.3	-34.5	-7.33	-6.035	-6.968	0.119	0.094	328.9	27.3
74	3/15/2010 11:00	1100	1.285	46.26	0.506	276.5	-15.08	-3.566	-6.102	-6.976	0.118	0.107	328.9	27.3
74	3/15/2010 12:00	1200	-0.893	48.45	1.413	273.1	-2.476	0.669	-6.146	-6.782	0.118	0.107	328.7	27.1
74	3/15/2010 13:00	1300	-0.496	44.42	4.515	225	48.75	6.64	-6.133	-6.444	0.118	0.111	328.8	27.2
74	3/15/2010 14:00	1400	-0.017	44.61	4.033	236.3	80	16.37	-6.05	-5.745	0.118	0.112	328.7	27.1
74	3/15/2010 15:00	1500	0.203	39.31	4.54	225.2	63.39	15.39	-5.881	-5.3	0.119	0.109	328.9	27.3
74	3/15/2010 16:00	1600	0.162	40.29	3.232	230.8	26.88	13.34	-5.699	-5.094	0.12	0.108	328.7	27.1
74	3/15/2010 17:00	1700	0.9	39.67	3.727	221.1	38.96	11.85	-5.536	-5.015	0.12	0.108	328.6	27.1
74	3/15/2010 18:00	1800	0.751	40.67	4.265	229.2	4.879	10.21	-5.394	-4.931	0.121	0.108	328.6	27.1
74	3/15/2010 19:00	1900	-0.221	45.11	4.197	228.2	-34.31	5.949	-5.278	-5.019	0.122	0.11	328.7	27.1
74	3/15/2010 20:00	2000	-1.323	49.69	2.78	201.6	-45.62	1.117	-5.224	-5.266	0.122	0.11	328.8	27.2
74	3/15/2010 21:00	2100	-3.029	54.64	1.076	157.5	-47.71	-3.927	-5.238	-5.616	0.122	0.112	328.8	27.2
74	3/15/2010 22:00	2200	-4.001	56.86	1.398	102.5	-43.33	-7.98	-5.302	-6.038	0.122	0.113	328.7	27.1
74	3/15/2010 23:00	2300	-3.367	54.95	0.993	105.5	-24.69	-7.8	-5.404	-6.321	0.122	0.109	328.7	27.1
75	3/16/2010 0:00	2400	-3.229	53.51	1.116	193.5	-40.03	-7.86	-5.514	-6.496	0.121	0.11	328.7	27.1
75	3/16/2010 1:00	100	-6.059	62.53	1.634	38.99	-47.8	-11.01	-5.621	-6.805	0.121	0.106	328.7	27.1
75	3/16/2010 2:00	200	-7.43	66.76	1.999	36.47	-46.73	-11.69	-5.737	-7.09	0.12	0.111	328.7	27.1
75	3/16/2010 3:00	300	-7.28	67.73	1.923	35.1	-42.09	-12	-5.862	-7.33	0.12	0.108	328.7	27.1
75	3/16/2010 4:00	400	-7.47	69.77	2.397	29.57	-48.19	-11.56	-5.985	-7.51	0.119	0.108	328.7	27.1
75	3/16/2010 5:00	500	-7.8	71.9	2.196	25.62	-49.23	-11.47	-6.097	-7.66	0.119	0.11	328.7	27.1
75	3/16/2010 6:00	600	-8.43	74.7	1.87	23.86	-45.86	-12.58	-6.202	-7.86	0.119	0.109	328.7	27.1
75	3/16/2010 7:00	700	-8.73	75.8	1.94	17.99	-47.46	-12.79	-6.308	-8.05	0.118	0.108	328.7	27.1
75	3/16/2010 8:00	800	-8.61	76.9	1.657	19.48	-45.54	-13.47	-6.415	-8.24	0.118	0.107	328.7	27.1
75	3/16/2010 9:00	900	-8.95	77.8	1.45	20.73	-40.99	-14.06	-6.522	-8.44	0.118	0.111	328.7	27.1
75	3/16/2010 10:00	1000	-5.735	65.79	1.08	29.4	-23.9	-11.23	-6.628	-8.51	0.117	0.091	328.7	27.1
75	3/16/2010 11:00	1100	-2.118	52.76	0.219	121.7	3.257	-5.281	-6.709	-8.3	0.117	0.097	328.6	27.1
75	3/16/2010 12:00	1200	-1.094	51.1	1.32	107.3	26.48	1.459	-6.737	-7.88	0.117	0.103	328.6	27.1
75	3/16/2010 13:00	1300	-0.37	51.77	1.131	99.4	43.99	7.63	-6.679	-7.31	0.117	0.098	328.6	27.1
75	3/16/2010 14:00	1400	1.519	45.39	1.442	44.12	59.43	13.61	-6.556	-6.665	0.117	0.106	328.6	27.1
75	3/16/2010 15:00	1500	0.542	47.15	1.124	63.98	35.94	15.12	-6.377	-6.114	0.118	0.106	328.6	27.1
75	3/16/2010 16:00	1600	0.107	51.92	2.172	134.2	102.5	16.98	-6.181	-5.681	0.118	0.105	328.6	27.1
75	3/16/2010 17:00	1700	-0.106	50.27	2.311	114	38.7	17.56	-5.983	-5.223	0.119	0.108	328.6	27.1
75	3/16/2010 18:00	1800	-1.237	54.87	2.647	137.9	8.27	12.95	-5.792	-5.102	0.12	0.106	328.6	27.1
75	3/16/2010 19:00	1900	-1.478	54.27	1.544	132.9	-24.24	4.97	-5.647	-5.286	0.121	0.103	328.6	27.1
75	3/16/2010 20:00	2000	-3.342	59.55	1.555	92.8	-44.9	-2.661	-5.584	-5.708	0.121	0.109	328.7	27.1
75	3/16/2010 21:00	2100	-6.062	67.45	2.12	18.78	-53	-6.809	-5.613	-6.138	0.121	0.109	328.7	27.1
75	3/16/2010 22:00	2200	-6.876	71.3	2.021	26.61	-51.33	-9.1	-5.701	-6.499	0.12	0.111	328.7	27.1
75	3/16/2010 23:00	2300	-7.4	73.1	2.346	12.53	-52.85	-9.99	-5.814	-6.801	0.12	0.108	328.7	27.1
76	3/17/2010 0:00	2400	-7.87	74.3	1.239	2.894	-49.62	-11.95	-5.935	-7.09	0.12	0.114	328.7	27.1
76	3/17/2010 1:00	100	-8.55	75.9	1.329	8.01	-47.75	-13.41	-6.058	-7.43	0.119	0.107	328.7	27.1
76	3/17/2010 2:00	200	-8.65	76.4	1.376	35.55	-45.99	-15.16	-6.196	-7.76	0.119	0.111	328.6	27.1
76	3/17/2010 3:00	300	-7.87	74.1	2.08	12.87	-52.27	-13.53	-6.339	-7.99	0.118	0.111	328.6	27.1
76	3/17/2010 4:00	400	-8.6	77.1	1.534	335.4	-49.86	-13.47	-6.47	-8.13	0.118	0.111	328.6	27.1
76	3/17/2010 5:00	500	-8.61	75	1.886	4.784	-49.85	-13.45	-6.583	-8.31	0.117	0.111	328.6	27.1
76	3/17/2010 6:00	600	-8.98	76.5	1.052	10.79	-46.81	-13.8	-6.691	-8.48	0.117	0.108	328.6	27.1
76	3/17/2010 7:00	700	-9.33	79.8	1.478	7.39	-47.02	-15.24	-6.796	-8.71	0.116	0.111	328.6	27.1
76	3/17/2010 8:00	800	-9.07	81.2	1.138	92.9	-48.74	-13.98	-6.908	-8.85	0.116	0.105	328.6	27.1
76	3/17/2010 9:00	900	-9.46	81.5	1.453	19.2	-48.18	-14.41	-7.015	-9.04	0.116	0.111	328.6	27.1
76	3/17/2010 10:00	1000	-8.14	76.5	0.915	343.7	-19.33	-10.83	-7.11	-9.03	0.115	0.108	328.6	27.1
76	3/17/2010 11:00	1100	-7.1	72.6	0.56	305.9	6.026	-5.394	-7.18	-8.78	0.115	0.098	328.6	27.1
76	3/17/2010 12:00	1200	-3.26	57.02	0.11	160.5	18.67	-0.221	-7.19	-8.41	0.115	0.099	328.5	26.9
76	3/17/2010 13:00	1300	-4.399	62.02	0.563	237.7	35.91	3.489	-7.14	-8	0.115	0.105	328.5	26.9
76	3/17/2010 14:00	1400	-3.991	61.42	2.006	38.19	32.63	7.83	-7.05	-7.5	0.115	0.108	328.5	26.9
76	3/17/2010 15:00	1500	-3.738	59.88	2.566	39.58	33.82	10.13	-6.925	-7.05	0.116	0.106	328.6	27.1
76	3/17/2010 16:00	1600	-2.315	52.57	1.721	47.25	33.32	10.96	-6.766	-6.669	0.116	0.098	328.5	26.9
76	3/17/2010 17:00	1700	-0.982	46.67	0.667	282.9	29.86	10.46	-6.5	-6.388	0.107	0.107	328.5	26.9
76	3/17/2010 18:00	1800	-2.872	56.16	2.222	170.1	2.879	7.96	-6.447	-6.247	0.118	0.111	328.5	26.9
76	3/17/2010 19:00	1900	-4.634	62.86	2.529	282.6	-28.44	2.69	-6.324	-6.321	0.118	0.111	328.5	26.9
76	3/17/2010 20:00	2000	-5.532	63.45	1.425	0.661	-35.4	-2.159	-6.274	-6.567	0.118	0.107	328.6	27.1
76	3/17/2010 21:00	2100	-7.05	68.37	1.867	31.13	-35.27	-5.661	-6.292	-6.869	0.118	0.112	328.6	27.1
76	3/17/2010 22:00	2200	-7.71	71.2	1.981	23.09	-38.42	-7.33	-6.351	-7.13	0.118	0.111	328.6	27.1
76	3/17/2010 23:00	2300	-8.47	73.3	2.006	20.56	-41.2	-8.63	-6.428	-7.37	0.118	0.111	328.6	27.1
76	3/18/2010 0:00	2400	-9.26	74.8	1.985	21.2	-42.63	-9.97	-6.513	-7.62	0.117	0.111	328.6	27.1
77	3/18/2010 1:00	100	-10.32	77.1	1.52	171.7	-43.54	-11.34	-6.608	-7.87	0.117	0.112	328.6	27.1
77	3/18/2010 2:00	200	-1											



Faro Meteorological Data January 01 - December 31, 2010



Faro Climate Station - 2010 data
Note: Cumulative precipitation is calculated in column 'V', while raw instrument numbers are seen in column 'U'.

Julian Day	Date	HR	Tair	RH %	WindV	WindD	NetRad	SoilHF	SoilT2	SoilT3	Soil W	SnoD	Precip	Precip (rev)
79	3/20/2010 3:00	300	-7.69	93.1	0.242	61.67	-0.602	-0.645	-7.05	-7.48	0.115	0.081	332.4	30.8
79	3/20/2010 4:00	400	-7.71	93.1	0.288	60.2	-1.099	-0.64	-7.04	-7.47	0.115	0.194	332.8	31.1
79	3/20/2010 5:00	500	-8.41	92.8	1.785	289.9	3.468	-0.519	-7.03	-7.46	0.115	0.192	332.9	31.3
79	3/20/2010 6:00	600	-8.35	92.6	3.167	299.6	-2.459	-0.645	-7.02	-7.46	0.115	0.212	333	31.4
79	3/20/2010 7:00	700	-8.76	91.9	3.302	296.2	-0.333	-0.645	-7.01	-7.45	0.115	0.214	333	31.4
79	3/20/2010 8:00	800	-10.04	91.1	2.059	319.5	4.513	-0.747	-7	-7.45	0.115	0.213	333	31.4
79	3/20/2010 9:00	900	-10.9	89.4	1.356	325.6	-11.68	-1.083	-6.995	-7.46	0.115	0.209	333.1	31.5
79	3/20/2010 10:00	1000	-9.61	87.4	1.938	319.4	-17.32	-1.225	-6.989	-7.47	0.115	0.208	333.1	31.5
79	3/20/2010 11:00	1100	-9.18	84.7	2.152	296.1	-20.72	-0.37	-6.984	-7.44	0.115	0.205	333	31.4
79	3/20/2010 12:00	1200	-8.57	81.5	1.464	322.5	-56.88	0.651	-6.974	-7.37	0.115	0.204	333	31.4
79	3/20/2010 13:00	1300	-7.42	72.9	1.444	325.4	-73.24	-0.24	-6.955	-7.28	0.116	0.2	333	31.4
79	3/20/2010 14:00	1400	-7.91	67.59	2.159	15.71	-67.66	2.436	-6.927	-7.17	0.116	0.205	333	31.4
79	3/20/2010 15:00	1500	-8.77	63.32	3.227	16.69	-77.8	2.898	-6.883	-7.06	0.116	0.205	332.9	31.3
79	3/20/2010 16:00	1600	-9.3	56.94	4.669	17.12	-22.1	2.955	-6.829	-6.97	0.116	0.202	332.9	31.3
79	3/20/2010 17:00	1700	-9.55	52.38	4.596	19.62	-16.22	2.468	-6.771	-6.919	0.116	0.2	332.9	31.3
79	3/20/2010 18:00	1800	-10.07	52.28	5.231	31.16	-29.17	1.394	-6.714	-6.922	0.116	0.195	332.8	31.2
79	3/20/2010 19:00	1900	-11.33	51.23	5.92	32.7	-44.07	-0.4	-6.672	-6.992	0.116	0.172	332.8	31.2
79	3/20/2010 20:00	2000	-13.23	50.33	5.369	34.76	-54.79	-1.991	-6.655	-7.13	0.116	0.177	332.9	31.3
79	3/20/2010 21:00	2100	-14.83	49.98	4.515	37.8	-59.01	-3.321	-6.653	-7.27	0.116	0.176	332.9	31.3
79	3/20/2010 22:00	2200	-15.6	47.53	2.127	16.07	-49.17	-4.191	-6.659	-7.41	0.116	0.177	332.8	31.2
79	3/20/2010 23:00	2300	-16.86	50.1	1.85	47.14	-41	-4.399	-6.674	-7.52	0.116	0.168	332.8	31.2
80	3/21/2010 0:00	2400	-17.54	52.41	1.934	28.97	-41.16	-4.783	-6.698	-7.61	0.116	0.175	332.8	31.2
80	3/21/2010 1:00	100	-18.01	55.33	1.192	37.4	-30.76	-5.127	-6.73	-7.69	0.116	0.165	332.8	31.2
80	3/21/2010 2:00	200	-18.97	59.35	1.449	6.316	-27.9	-5.601	-6.767	-7.78	0.116	0.172	332.8	31.2
80	3/21/2010 3:00	300	-19.61	61.14	1.316	359	-29.96	-6.052	-6.808	-7.88	0.116	0.16	332.8	31.2
80	3/21/2010 4:00	400	-21.19	66.61	0.901	18.02	-22.48	-6.316	-6.854	-7.97	0.116	0.168	332.8	31.2
80	3/21/2010 5:00	500	-21.84	65.03	1.36	20.92	-25.8	-6.781	-6.901	-8.06	0.116	0.168	332.7	31.1
80	3/21/2010 6:00	600	-23.2	69.59	0.876	16.64	-21.43	-6.989	-6.95	-8.15	0.116	0.168	332.7	31.1
80	3/21/2010 7:00	700	-22.49	66.02	1.417	15.53	-26.15	-7.29	-7	-8.24	0.116	0.172	332.7	31.1
80	3/21/2010 8:00	800	-23.25	65.36	1.478	21.12	-24.96	-7.45	-7.05	-8.33	0.115	0.166	332.7	31.1
80	3/21/2010 9:00	900	-23.81	66.42	0.73	27.32	-20.97	-7.35	-7.11	-8.4	0.115	0.161	332.7	31.1
80	3/21/2010 10:00	1000	-17.96	47.39	0.449	30.41	-21.77	-6.826	-7.15	-8.44	0.115	0.148	332.7	31.1
80	3/21/2010 11:00	1100	-14.12	36.83	0.143	116.7	-13.31	-5.156	-7.2	-8.4	0.115	0.154	332.6	31.1
80	3/21/2010 12:00	1200	-11.97	32.51	0.501	52.74	0.899	-2.87	-7.23	-8.28	0.115	0.149	332.6	31.1
80	3/21/2010 13:00	1300	-8.18	26.35	0.316	118.8	13.79	-0.501	-7.25	-8.09	0.115	0.159	332.6	31.1
80	3/21/2010 14:00	1400	-11.7	36.92	1.426	150.4	18.38	1.313	-7.24	-7.87	0.115	0.165	332.5	30.9
80	3/21/2010 15:00	1500	-12.36	42.2	2.327	163.3	17.09	2.529	-7.22	-7.67	0.115	0.165	332.5	30.9
80	3/21/2010 16:00	1600	-10.23	36.16	1.246	175.4	12.74	2.794	-7.17	-7.51	0.115	0.149	332.5	30.9
80	3/21/2010 17:00	1700	-6.54	27.13	0.631	81.4	2.869	2.437	-7.11	-7.4	0.115	0.152	332.4	30.8
80	3/21/2010 18:00	1800	-6.759	26.22	0.892	72.4	-8.38	1.348	-7.04	-7.37	0.115	0.157	332.4	30.8
80	3/21/2010 19:00	1900	-9.99	31.18	2.606	76.6	-30.49	-0.206	-6.988	-7.42	0.115	0.161	332.5	30.9
80	3/21/2010 20:00	2000	-14.4	44.13	2.759	37.48	-46.33	-1.896	-6.95	-7.51	0.116	0.167	332.5	30.9
80	3/21/2010 21:00	2100	-16.4	48.91	3.046	26.23	-53.4	-3.449	-6.933	-7.65	0.116	0.168	332.6	31.1
80	3/21/2010 22:00	2200	-17.88	52.08	2.821	19.96	-50.04	-4.705	-6.935	-7.79	0.116	0.166	332.6	31.1
80	3/21/2010 23:00	2300	-18.58	53.8	1.341	17.73	-35.05	-5.409	-6.954	-7.92	0.116	0.157	332.6	31.1
81	3/22/2010 0:00	2400	-19.48	57.5	1.428	2.109	-29.85	-6.3	-6.982	-8.05	0.115	0.16	332.6	31.1
81	3/22/2010 1:00	100	-19.94	59.71	1.323	5.611	-34.37	-7.11	-7.02	-8.2	0.116	0.157	332.5	30.9
81	3/22/2010 2:00	200	-20.71	63.68	0.726	24.39	-25.9	-7.43	-7.06	-8.31	0.115	0.152	332.5	30.9
81	3/22/2010 3:00	300	-20.59	62.6	1.367	2.411	-27.47	-7.95	-7.11	-8.43	0.115	0.161	332.5	30.9
81	3/22/2010 4:00	400	-20.96	63.35	1.74	14.58	-32.9	-8.17	-7.17	-8.54	0.115	0.162	332.5	30.9
81	3/22/2010 5:00	500	-20.77	62.99	1.011	345.3	-29.84	-8.03	-7.22	-8.62	0.115	0.15	332.5	30.9
81	3/22/2010 6:00	600	-20.83	66.37	0.818	3.5	-23.71	-8.09	-7.28	-8.69	0.115	0.158	332.5	30.9
81	3/22/2010 7:00	700	-21.04	68.26	1.164	358.5	-29.38	-8.52	-7.33	-8.78	0.115	0.156	332.5	30.9
81	3/22/2010 8:00	800	-21.34	70.7	1.05	2.798	-27.68	-8.6	-7.38	-8.86	0.114	0.16	332.5	30.9
81	3/22/2010 9:00	900	-20.9	68.74	0.578	357.9	-25.5	-8.48	-7.43	-8.93	0.114	0.149	332.5	30.9
81	3/22/2010 10:00	1000	-17.15	56.32	0.434	204.5	-23.19	-7.53	-7.48	-8.95	0.114	0.147	332.4	30.8
81	3/22/2010 11:00	1100	-12.55	41.46	0.225	33.46	-11.15	-5.389	-7.52	-8.87	0.114	0.142	332.4	30.8
81	3/22/2010 12:00	1200	-8.42	32.52	0.292	42.31	2.558	-2.724	-7.55	-8.7	0.114	0.144	332.3	30.7
81	3/22/2010 13:00	1300	-9.7	40.6	1.288	152.1	15.19	-0.055	-7.55	-8.46	0.114	0.159	332.3	30.7
81	3/22/2010 14:00	1400	-15.13	49.25	2.423	165.3	21.15	1.913	-7.52	-8.21	0.114	0.158	332.3	30.7
81	3/22/2010 15:00	1500	-9.77	45.16	1.852	159.8	22.42	3.196	-7.5	-7.96	0.114	0.157	332.3	30.7
81	3/22/2010 16:00	1600	-9.36	43.46	1.891	177.9	17.18	3.654	-7.43	-7.76	0.114	0.155	332.2	30.6
81	3/22/2010 17:00	1700	-9.28	43.26	2.104	167.6	1.148	3.157	-7.35	-7.63	0.114	0.156	332.2	30.6
81	3/22/2010 18:00	1800	-7.99	38.6	1.072	154.9	-11.2	1.821	-7.27	-7.59	0.115	0.151	332.2	30.6
81	3/22/2010 19:00	1900	-6.535	32.41	0.841	82.2	-16.79	0.022	-7.2	-7.63	0.115	0.143	332.2	30.6
81	3/22/2010 20:00	2000	-11.74	46.18	2.361	35.88	-38.51	-2.471	-7.15	-7.77	0.115	0.157	332.3	30.7
81	3/22/2010 21:00	2100	-15.12	56.49	2.847	29.45	-51.12	-4.251	-7.13	-7.94	0.115	0.16	332.3	30.7
81	3/22/2010 22:00	2200	-16.33	60.53	2.171	38.35	-45.81	-5.179	-7.14	-8.08	0.115	0.157	332.3	30.7
81	3/22/2010 23:00	2300	-17.73	62.13	1.435	1.98	-24.7	-5.95	-7.16	-8.21	0.115	0.154	332.3	30.7
81	3/23/2010 0:00	2400	-17.18	61.51	1.3	357.9	-33.2	-6.962	-7.19	-8.36	0.115	0.146	332.3	30.7
82	3/23/2010 1:00	100	-18.35	64.63	1.375	13.83	-30.45	-7.69	-7.23	-8.51	0.115	0.152	332.3	30.7
82	3/23/2010 2:00	200	-18.16	64.66	1.548	8.44	-34.04	-8.24	-7.28	-8.65	0.115	0.156	332.3	30.7
82	3/23/2010 3:00	300	-19.15	66.73	1.649	9.37	-34.04	-8.39	-7.34	-8.76	0.114	0.153	332.3	30.7
82	3/23/2010 4:00	400	-18.3	65.24	1.218	15.27	-31.64	-8.46	-7.4	-8.86	0.114	0.152	332.3	30.7
82	3/23/2010 5:00	500	-18.36	66.12	0.892	296	-25.43	-8.72	-7.46	-8.95	0.114	0.155	332.3	30.7
82	3/23/2010 6:00	600	-18.25	65.45	0.907	355.2	-25.64	-9.49	-7.51	-9.06	0.114	0.153	332.3	30.7
82	3/23/2010 7:00	700	-18.71	65.83	0.758	44.76	-25.75	-9.25	-7.57	-9.15	0.114	0.148	332.3	30.7
82	3/23/2010 8:00	800												



Faro Meteorological Data

January 01 - December 31, 2010



Faro Climate Station - 2010 data

Note: Cumulative precipitation is calculated in column 'V', while raw instrument numbers are seen in column 'U'.

-0.1

Julian Day	Date	HR	Tair	RH %	WindV	WindD	NetRad	SoilHF	SoilT2	SoilT3	Soil W	SnoD	Precip	Precip (rev)
84	3/25/2010 8:00	800	-12.85	88.4	1.107	71.3	-6.214	-2.364	-7.25	-7.94	0.115	0.16	336	34.4
84	3/25/2010 9:00	900	-12.4	88.4	0.857	71.3	-19.855	-2.363	-7.25	-7.95	0.115	0.141	336	34.4
84	3/25/2010 10:00	1000	-9.23	80.2	0.391	116.8	-68.41	-2.323	-7.26	-7.96	0.115	0.149	336	34.4
84	3/25/2010 11:00	1100	-5.869	70.5	0.167	154.2	-87	-1.809	-7.26	-7.94	0.115	0.157	335.9	34.3
84	3/25/2010 12:00	1200	-5.509	66.7	0.775	100.2	-115.9	-0.848	-7.26	-7.89	0.115	0.139	335.9	34.3
84	3/25/2010 13:00	1300	-2.127	50.34	0.779	54.4	-169.9	0.398	-7.25	-7.79	0.115	0.152	335.9	34.3
84	3/25/2010 14:00	1400	-6.31	61.37	1.872	241.5	-38.07	1.418	-7.22	-7.66	0.115	0.158	335.9	34.3
84	3/25/2010 15:00	1500	-5.881	64.07	0.957	304.4	-25.51	2.471	-7.18	-7.52	0.115	0.157	335.9	34.3
84	3/25/2010 16:00	1600	-6.928	68.18	2.03	266.6	-47.43	3.077	-7.12	-7.38	0.115	0.157	336	34.4
84	3/25/2010 17:00	1700	-6.718	67.72	1.204	260.8	-31.43	2.772	-7.05	-7.29	0.115	0.155	336	34.4
84	3/25/2010 18:00	1800	-6.553	67.9	1.03	289.3	-22.5	2.214	-6.991	-7.24	0.115	0.156	336	34.4
84	3/25/2010 19:00	1900	-7.33	70.3	1.293	299.5	-21.16	1.648	-6.938	-7.22	0.116	0.157	336	34.4
84	3/25/2010 20:00	2000	-7.87	74.1	1.144	333.6	-17.73	0.909	-6.997	-7.23	0.116	0.156	336	34.4
84	3/25/2010 21:00	2100	-8.31	74.6	0.329	204.2	-11.35	0.101	-6.867	-7.27	0.116	0.156	336	34.4
84	3/25/2010 22:00	2200	-9.14	76.5	0.905	34.31	-13.59	-0.813	-6.852	-7.33	0.116	0.157	336.1	34.5
84	3/25/2010 23:00	2300	-9.41	77.4	0.943	14.19	-12.99	-1.309	-6.85	-7.39	0.116	0.159	336	34.4
85	3/26/2010 0:00	2400	-9.71	81	0.988	96.1	-8.51	-1.569	-6.858	-7.43	0.116	0.154	336.1	34.5
85	3/26/2010 1:00	100	-9.37	87.2	1.214	157.1	-7.8	-1.592	-6.87	-7.46	0.116	0.156	336.1	34.5
85	3/26/2010 2:00	200	-9.52	89.1	1.578	168.6	-7.6	-1.504	-6.882	-7.48	0.116	0.157	336.1	34.5
85	3/26/2010 3:00	300	-9.92	88.5	1.084	142.9	-8.92	-1.504	-6.892	-7.49	0.116	0.158	336.1	34.5
85	3/26/2010 4:00	400	-10.69	89.9	0.952	127.8	-10.79	-1.596	-6.901	-7.51	0.116	0.154	336.1	34.5
85	3/26/2010 5:00	500	-11.76	90.9	0.745	95.9	-11.64	-2.113	-6.908	-7.54	0.116	0.159	336.1	34.5
85	3/26/2010 6:00	600	-12.74	91.5	1.355	44.11	-17.48	-2.688	-6.92	-7.59	0.116	0.162	336.1	34.5
85	3/26/2010 7:00	700	-13.83	88.4	1.631	26.04	-8.12	-3.536	-6.936	-7.68	0.116	0.165	336.1	34.5
85	3/26/2010 8:00	800	-13.11	87.8	1.462	35.48	-7.42	-3.576	-6.965	-7.74	0.115	0.163	336.1	34.5
85	3/26/2010 9:00	900	-13.65	85.5	1.689	34.44	8.32	-3.143	-6.997	-7.76	0.116	0.147	336.1	34.5
85	3/26/2010 10:00	1000	-10.29	72.5	1.079	67.29	41.27	-2.399	-7.02	-7.74	0.115	0.145	336.1	34.5
85	3/26/2010 11:00	1100	-7.99	63.39	1.294	88.6	22.01	-1.504	-7.03	-7.7	0.115	0.145	336	34.4
85	3/26/2010 12:00	1200	-5.464	55.87	0.936	71.6	1.171	-0.427	-7.04	-7.62	0.115	0.149	336	34.4
85	3/26/2010 13:00	1300	-4.173	55.28	1.118	61.92	-2.287	1.214	-7.02	-7.49	0.115	0.156	336	34.4
85	3/26/2010 14:00	1400	-5.662	66.61	1.713	160.8	-7.09	3.022	-6.986	-7.3	0.115	0.161	336	34.4
85	3/26/2010 15:00	1500	-2.462	55.67	1.415	78	18.3	4.301	-6.925	-7.11	0.115	0.154	336	34.4
85	3/26/2010 16:00	1600	-4.897	63.31	2.825	169.1	4.739	4.727	-6.84	-6.947	0.116	0.16	336	34.4
85	3/26/2010 17:00	1700	-4.752	62.31	2.548	159	11.22	4.549	-6.747	-6.836	0.116	0.161	335.9	34.3
85	3/26/2010 18:00	1800	-4.177	60.03	3.282	172.9	13.96	4.179	-6.66	-6.756	0.116	0.161	335.9	34.3
85	3/26/2010 19:00	1900	-4.885	62.99	3.787	178.2	-32.74	2.961	-6.583	-6.725	0.117	0.162	336	34.4
85	3/26/2010 20:00	2000	-5.919	67.82	3.245	167.2	-47.48	1.36	-6.525	-6.781	0.117	0.162	336	34.4
85	3/26/2010 21:00	2100	-6.298	70.5	3.715	167.5	-31.99	0.15	-6.495	-6.863	0.117	0.162	336	34.4
85	3/26/2010 22:00	2200	-6.355	73.3	3.436	170.9	-30.69	-0.578	-6.489	-6.942	0.117	0.16	336	34.4
85	3/26/2010 23:00	2300	-6.776	75.9	3.09	172	-45.28	-0.876	-6.495	-6.996	0.117	0.162	336	34.4
86	3/27/2010 0:00	2400	-7.01	77.5	3.164	153.9	-46.6	-1.434	-6.503	-7.05	0.117	0.161	336	34.4
86	3/27/2010 1:00	100	-6.498	74.1	3.215	151.9	-45.62	-1.678	-6.521	-7.11	0.117	0.16	336	34.4
86	3/27/2010 2:00	200	-5.739	71.8	3.09	150.4	-28.95	-1.922	-6.535	-7.15	0.117	0.162	336	34.4
86	3/27/2010 3:00	300	-5.28	72.2	4.241	150.9	-10.04	-1.598	-6.559	-7.18	0.117	0.162	336	34.4
86	3/27/2010 4:00	400	-5.552	74.4	4.77	156.8	-43.53	-1.048	-6.576	-7.17	0.117	0.16	336	34.4
86	3/27/2010 5:00	500	-4.928	74.7	5.977	156	-22.14	-0.965	-6.585	-7.16	0.117	0.151	335.9	34.3
86	3/27/2010 6:00	600	-4.716	76.1	6.268	166	-7.45	-0.751	-6.587	-7.15	0.117	0.146	335.9	34.3
86	3/27/2010 7:00	700	-4.917	77.9	6.153	170.9	-11.53	-0.321	-6.587	-7.12	0.117	0.139	335.8	34.2
86	3/27/2010 8:00	800	-5.026	79.6	5.681	176.5	-20.77	-0.215	-6.58	-7.09	0.117	0.138	335.9	34.3
86	3/27/2010 9:00	900	-5.024	80.5	5.763	175.7	-27.27	-0.165	-6.568	-7.07	0.117	0.138	335.9	34.3
86	3/27/2010 10:00	1000	-3.948	75.3	5.503	182	-35.55	0.432	-6.555	-7.03	0.117	0.136	335.8	34.2
86	3/27/2010 11:00	1100	-2.131	64.17	4.92	188.1	-18.66	1.545	-6.529	-6.921	0.117	0.135	335.8	34.2
86	3/27/2010 12:00	1200	-0.662	51.79	3.688	215.2	10.62	3.431	-6.477	-6.749	0.117	0.129	335.8	34.2
86	3/27/2010 13:00	1300	0.643	46.26	2.653	164	42.83	5.406	-6.399	-6.536	0.117	0.129	335.7	34.1
86	3/27/2010 14:00	1400	0.034	42.62	4.699	189.9	21.63	6.604	-6.304	-6.325	0.117	0.118	335.7	34.1
86	3/27/2010 15:00	1500	0.078	39.78	5.555	204.5	15.81	5.981	-6.196	-6.217	0.118	0.123	335.6	34
86	3/27/2010 16:00	1600	0.01	40.18	6.262	193.5	12.09	5.572	-6.1	-6.15	0.118	0.117	335.6	34
86	3/27/2010 17:00	1700	0.111	39.64	5.777	185.2	5.787	5.666	-6.015	-6.073	0.118	0.127	335.5	33.9
86	3/27/2010 18:00	1800	-0.297	41.81	6.346	170.8	-4.309	5.07	-5.937	-6.026	0.119	0.127	335.5	33.9
86	3/27/2010 19:00	1900	-0.77	40.87	5.984	163.8	-15.24	3.91	-6.034	-6.039	0.119	0.128	335.5	33.9
86	3/27/2010 20:00	2000	-1.274	50.87	5.087	153	-22.54	2.761	-5.831	-6.074	0.119	0.119	335.5	33.9
86	3/27/2010 21:00	2100	-1.572	52.56	4.889	130.8	-16.15	1.644	-5.81	-6.139	0.119	0.118	335.5	33.9
86	3/27/2010 22:00	2200	-1.942	53.7	4.937	143.1	-15.33	1.069	-5.807	-6.196	0.119	0.114	335.4	33.8
86	3/27/2010 23:00	2300	-2.03	54.45	7.42	150.1	-15.89	0.859	-5.812	-6.233	0.119	0.113	335.5	33.9
86	3/28/2010 0:00	2400	-1.885	57.69	8.27	155.9	-9.59	1.021	-5.818	-6.241	0.119	0.106	335.4	33.8
87	3/28/2010 1:00	100	-1.909	66.71	6.754	157.3	-14.59	1.691	-5.821	-6.205	0.119	0.111	335.4	33.8
87	3/28/2010 2:00	200	-2.133	75.5	4.84	144.1	-10.55	2.115	-5.819	-6.158	0.119	0.111	335.4	33.8
87	3/28/2010 3:00	300	-1.861	78.1	4.315	150.2	-12.14	2.34	-5.811	-6.102	0.119	0.111	335.4	33.8
87	3/28/2010 4:00	400	-1.491	78.2	2.879	150.4	-11.96	2.737	-5.797	-6.056	0.119	0.112	335.4	33.8
87	3/28/2010 5:00	500	-1.144	78.6	3.212	160.4	-13.86	2.638	-5.779	-6.024	0.119	0.111	335.4	33.8
87	3/28/2010 6:00	600	-0.739	77.4	3.863	149.9	-16.69	3.179	-5.76	-5.972	0.119	0.111	335.4	33.8
87	3/28/2010 7:00	700	-0.512	77.1	6.054	143.3	-18.33	3.671	-5.737	-5.905	0.12	0.111	335.4	33.8
87	3/28/2010 8:00	800	-0.743	79.7	4.189	155.7	-17.03	4.431	-5.71	-5.81	0.12	0.112	335.4	33.8
87	3/28/2010 9:00	900	-0.771	80.9	4.472	153.5	-16.78	3.738	-5.679	-5.783	0.12	0.111	335.3	33.7
87	3/28/2010 10:00	1000	-0.168	78	4.062	154.7	-12.42	4.275	-5.643	-5.723	0.12	0.109	335.4	33.8
87	3/28/2010 11:00	1100	0.672	74.8	4.413	156.9	1.563	5.989	-5.597	-5.606	0.12	0.111	335.3	33.7
87	3/28/2010 12:00	1200	2.017	67.16	7.95	165.6	32.32	9.29						



Faro Meteorological Data

January 01 - December 31, 2010



Faro Climate Station - 2010 data

Note: Cumulative precipitation is calculated in column 'V', while raw instrument numbers are seen in column 'U'.

-0.1

Julian Day	Date	Hr	Tair	RH %	WindV	WindD	NetRad	SoilHF	SoilT2	SoilT3	Soil W	SnoD	Precip	Precip (rev)
89	3/30/2010 13:00	1300	4.34	36.49	1.249	133.2	56.33	11.06	-6.084	-6.102	0.119	0.105	335.5	33.9
89	3/30/2010 14:00	1400	2.15	44.11	1.161	159.16	64.12	14.47	-5.915	-5.924	0.112	0.104	335.5	33.9
89	3/30/2010 15:00	1500	2.625	42.95	2.066	181.2	79.5	16.06	-5.704	-5.051	0.121	0.105	335.4	33.8
89	3/30/2010 16:00	1600	4.225	35.75	2.529	90.2	57.54	17.04	-5.462	-4.629	0.122	0.102	335.5	33.9
89	3/30/2010 17:00	1700	4.428	35.96	1.795	95.4	44.65	14.08	-5.214	-4.414	0.122	0.101	335.5	33.9
89	3/30/2010 18:00	1800	1.941	44.8	1.619	113.1	-8.4	11.91	-5.011	-4.282	0.123	0.105	335.5	33.9
89	3/30/2010 19:00	1900	0.745	52.06	1.107	167.5	-12.35	6.854	-4.866	-4.388	0.124	0.107	335.6	34
89	3/30/2010 20:00	2000	0.179	55.47	0.302	48.29	-10.5	3.75	-4.804	-4.575	0.124	0.107	335.6	34
89	3/30/2010 21:00	2100	-0.563	62.98	0.762	192.4	-15.43	1.404	-4.801	-4.796	0.124	0.108	335.6	34
89	3/30/2010 22:00	2200	-1.057	69.24	0.914	222.7	-23.27	-0.09	-4.834	-5.01	0.124	0.104	335.6	34
89	3/30/2010 23:00	2300	-2.854	73.1	0.949	34.71	-26.48	-1.998	-4.885	-5.237	0.124	0.108	335.6	34
89	3/31/2010 0:00	2400	-3.801	77.4	1.292	45.78	-33.57	-3.656	-4.954	-5.482	0.124	0.109	335.6	34
90	3/31/2010 1:00	100	-4.63	80.8	1.794	25.15	-40.13	-4.583	-5.036	-5.709	0.124	0.108	335.5	33.9
90	3/31/2010 2:00	200	-5.348	84.1	1.683	27.52	-31.17	-5.267	-5.124	-5.906	0.123	0.107	335.5	33.9
90	3/31/2010 3:00	300	-5.503	86	1.487	27.09	-34.87	-5.114	-5.211	-6.059	0.123	0.108	335.5	33.9
90	3/31/2010 4:00	400	-5.668	87.2	1.705	25.24	-46.07	-6.336	-5.295	-6.224	0.123	0.108	335.5	33.9
90	3/31/2010 5:00	500	-6.415	87.9	1.612	16.51	-46.55	-7.13	-5.381	-6.415	0.122	0.106	335.5	33.9
90	3/31/2010 6:00	600	-7.34	88.4	1.098	18.42	-38.79	-8.27	-5.472	-6.611	0.122	0.106	335.5	33.9
90	3/31/2010 7:00	700	-7.06	88.7	1.167	21.06	-30.03	-9.43	-5.572	-6.838	0.122	0.107	335.5	33.9
90	3/31/2010 8:00	800	-6.566	87.5	1.041	28.2	-1.505	-8.15	-5.676	-6.966	0.121	0.108	335.5	33.9
90	3/31/2010 9:00	900	-4.427	80.8	0.831	38.42	-19.28	-4.452	-5.764	-6.882	0.121	0.099	335.5	33.9
90	3/31/2010 10:00	1000	-2.166	72.8	0.998	68.65	8.19	-3.913	-5.813	-6.821	0.121	0.104	335.4	33.8
90	3/31/2010 11:00	1100	0.705	63	0.42	95.6	21.13	1.263	-5.829	-6.586	0.12	0.102	335.4	33.8
90	3/31/2010 12:00	1200	-0.992	67.91	1.675	272.5	37.5	6.597	-5.788	-6.124	0.121	0.106	335.4	33.8
90	3/31/2010 13:00	1300	1.009	60.11	1.154	33.17	13.3	9.99	-5.687	-5.646	0.121	0.104	335.4	33.8
90	3/31/2010 14:00	1400	2.142	53.71	1.581	20.59	68.2	12.79	-5.547	-5.227	0.121	0.106	335.4	33.8
90	3/31/2010 15:00	1500	1.503	49.64	3.618	205.2	84.6	19.32	-5.363	-4.943	0.122	0.107	335.4	33.8
90	3/31/2010 16:00	1600	0.871	56.97	3.301	182.1	54.61	18.49	-5.105	-4.074	0.123	0.107	335.5	33.9
90	3/31/2010 17:00	1700	0.572	63.61	2.929	179.6	49.58	18.12	-4.861	-3.76	0.124	0.107	335.5	33.9
90	3/31/2010 18:00	1800	1.306	53.41	2.834	184.8	43.37	16.93	-4.657	-3.529	0.125	0.107	335.4	33.8
90	3/31/2010 19:00	1900	0.059	52.21	2.8	210.3	-26.55	12.88	-4.492	-3.464	0.126	0.108	335.5	33.9
90	3/31/2010 20:00	2000	-0.89	60.06	2.183	207.5	-2.387	7.16	-4.388	-3.674	0.127	0.108	335.7	34.1
90	3/31/2010 21:00	2100	-2.337	71	2.365	190.3	-10.85	4.65	-4.365	-3.892	0.127	0.107	335.7	34.1
90	3/31/2010 22:00	2200	-3.205	79.3	1.003	142.4	-26.41	1.902	-4.379	-4.154	0.127	0.107	335.7	34.1
90	3/31/2010 23:00	2300	-4.253	82.7	1.193	51.17	-39.98	-1.787	-4.423	-4.502	0.127	0.103	335.7	34.1
91	4/1/2010 0:00	2400	-6.399	85.7	1.469	31.88	-48.36	-5.386	-4.497	-4.874	0.126	0.108	335.7	34.1
91	4/1/2010 1:00	100	-6.756	84.2	2.021	29.45	-51.06	-7.95	-4.601	-5.287	0.126	0.107	335.7	34.1
91	4/1/2010 2:00	200	-7.18	83.3	1.83	26.48	-51.73	-8.35	-4.726	-5.584	0.125	0.107	335.7	34.1
91	4/1/2010 3:00	300	-8.21	83.7	1.536	36.28	-49.43	-9.72	-4.857	-5.878	0.125	0.101	335.7	34.1
91	4/1/2010 4:00	400	-8.14	80.1	1.93	25.24	-46.94	-11.05	-4.994	-6.19	0.124	0.105	335.6	34.1
91	4/1/2010 5:00	500	-8.47	77.8	1.424	27.23	-39.2	-11.24	-5.131	-6.44	0.124	0.103	335.6	34.1
91	4/1/2010 6:00	600	-8.11	75	1.529	22.08	-42.18	-11.08	-5.265	-6.657	0.123	0.107	335.6	34.1
91	4/1/2010 7:00	700	-8.52	74.6	1.728	18.22	-43.59	-11.08	-5.393	-6.834	0.123	0.106	335.6	34.1
91	4/1/2010 8:00	800	-8.98	75.4	0.882	90.44	-40.11	-11.51	-5.511	-7.01	0.122	0.103	335.6	34.1
91	4/1/2010 9:00	900	-6.805	66.09	1.377	89.1	-30.5	-12.46	-5.627	-7.23	0.122	0.094	335.7	34.5
91	4/1/2010 10:00	1000	-2.816	52.88	1.436	116.1	-21.16	-8.86	-5.736	-7.25	0.121	0.102	335.6	34.5
91	4/1/2010 11:00	1100	-2.849	57.9	3.481	155.2	-3.112	-2.054	-5.808	-6.969	0.121	0.105	335.5	34.5
91	4/1/2010 12:00	1200	-2.178	54.57	4.624	163.9	24.03	4.888	-5.801	-6.436	0.121	0.105	335.6	34.6
91	4/1/2010 13:00	1300	-1.661	55.19	4.229	151.1	45.91	9.89	-5.703	-5.856	0.121	0.104	335.5	34.6
91	4/1/2010 14:00	1400	-1.189	51.31	4.916	142.5	62.1	11.88	-5.546	-5.36	0.122	0.107	335.6	34.7
91	4/1/2010 15:00	1500	-1.853	57.61	4.596	128.7	30.14	12.14	-5.368	-4.987	0.122	0.105	335.5	34.7
91	4/1/2010 16:00	1600	-1.565	63.24	3.844	104.9	31.76	9.78	-5.203	-4.834	0.123	0.11	335.6	34.8
91	4/1/2010 17:00	1700	-1.837	70	2.749	133.4	12.96	8.85	-5.068	-4.708	0.124	0.106	335.6	34.8
91	4/1/2010 18:00	1800	-1.652	71.2	2.362	87	21.15	8.43	-4.947	-4.598	0.124	0.099	335.9	35.1
91	4/1/2010 19:00	1900	-1.138	70.4	2.536	88.4	5.304	6.435	-4.842	-4.593	0.125	0.108	336	35.2
91	4/1/2010 20:00	2000	-2.997	62.77	3.622	113.4	-35.48	3.318	-4.771	-4.708	0.125	0.111	336.1	35.3
91	4/1/2010 21:00	2100	-4.17	64.39	2.682	118.4	-50.96	-0.405	-4.749	-4.971	0.125	0.111	336.1	35.3
91	4/1/2010 22:00	2200	-5.318	63.96	2.372	110.3	-53.15	-4.391	-4.78	-5.314	0.125	0.113	336	35.3
91	4/1/2010 23:00	2300	-5.761	61.08	2.47	112.5	-54.8	-7.08	-4.859	-5.658	0.125	0.108	336	35.3
91	4/2/2010 0:00	2400	-6.421	62.53	2.403	108.8	-54.56	-8.48	-5.95	-6.11	0.125	0.111	336	35.3
92	4/2/2010 1:00	100	-6.852	61.09	1.601	86.3	-47.15	-9.79	-5.082	-6.212	0.124	0.111	336	35.3
92	4/2/2010 2:00	200	-7.4	63.58	1.755	65.03	-46.57	-10.79	-5.208	-6.477	0.123	0.113	336	35.3
92	4/2/2010 3:00	300	-6.962	64.28	1.114	84.7	-45.18	-10.65	-5.337	-6.674	0.123	0.113	336	35.3
92	4/2/2010 4:00	400	-7.87	68.09	1.229	358.3	-41.68	-11.02	-5.463	-6.856	0.123	0.112	336	35.3
92	4/2/2010 5:00	500	-7.67	67.65	1.255	15.44	-45.99	-11.61	-5.585	-7.05	0.122	0.108	335.9	35.3
92	4/2/2010 6:00	600	-7.82	65.72	1.33	75.7	-45.24	-12.1	-5.709	-7.23	0.122	0.111	335.9	35.3
92	4/2/2010 7:00	700	-8.56	67	2.231	37.38	-41.84	-11.5	-5.829	-7.37	0.121	0.108	335.9	35.3
92	4/2/2010 8:00	800	-7.93	62.3	1.184	13.54	-42.12	-10.3	-5.927	-7.42	0.121	0.108	336	35.4
92	4/2/2010 9:00	900	-6.798	57.61	1.068	30.15	-34.3	-10.06	-6.023	-7.75	0.12	0.107	335.9	35.4
92	4/2/2010 10:00	1000	-2.514	41.41	0.708	95.4	-13.46	-7.04	-6.096	-7.44	0.12	0.101	335.9	35.4
92	4/2/2010 11:00	1100	-1.52	37.44	2.231	122.1	-1.961	-2.103	-6.128	-7.17	0.12	0.108	335.9	35.4
92	4/2/2010 12:00	1200	-2.539	43.68	4.799	143.8	22.84	2.806	-6.095	-6.771	0.12	0.105	335.9	35.4
92	4/2/2010 13:00	1300	-2.551	46.48	6.342	143.7	30.19	7.73	-5.991	-6.279	0.12	0.106	335.9	35.4
92	4/2/2010 14:00	1400	-1.49	43.96	5.48	145.1	68.7	8.85	-5.829	-5.923	0.121	0.105	335.8	35.4
92	4/2/2010 15:00	1500	-0.779	42.79	5.291	141.4	71.7	12.88	-5.651	-5.401	0.121	0.104	335.9	35.5
92	4/2/2010 16:00	1600	-0.243	41.44	4.264	134.4	51.33	12.89	-5.43	-5.33	0.122	0.104	335.8	35.5
92	4/2/2010 17:00	1700												



Faro Meteorological Data

January 01 - December 31, 2010



Faro Climate Station - 2010 data

Note: Cumulative precipitation is calculated in column 'V', while raw instrument numbers are seen in column 'U'.

Julian Day	Date	Hr	Tair	RH %	WindV	WindD	NetRad	SoilHF	SoilT2	SoilT3	Soil W	SnoD	Precip	Precip (rev)
94	4/4/2010 18:00	1800	0.652	31.7	4.17	185.7	39.21	14.62	-4.425	-3.512	0.127	0.104	335.4	35.7
94	4/4/2010 19:00	1900	0.113	32.07	6.31	199.1	6.312	14.62	-4.284	-3.771	0.127	0.104	335.5	35.8
94	4/4/2010 20:00	2000	-1.146	35.66	3.018	200.7	-34.65	6.272	-4.216	-3.798	0.127	0.102	335.5	35.8
94	4/4/2010 21:00	2100	-2.217	38.33	1.681	192.3	-49.31	-0.248	-4.222	-4.218	0.128	0.102	335.5	35.8
94	4/4/2010 22:00	2200	-3.508	43.38	1.508	128	-30.03	-5.739	-4.294	-4.748	0.127	0.1	335.5	35.8
94	4/4/2010 23:00	2300	-5.848	51.17	1.554	43.17	-51.17	-8.23	-4.412	-5.194	0.127	0.105	335.5	35.8
94	4/5/2010 0:00	2400	-6.689	54.61	2.115	31.18	-40.1	-9.95	-4.554	-5.598	0.126	0.105	335.5	35.8
95	4/5/2010 1:00	100	-7.04	56.94	2.019	27.11	-48.21	-9.96	-4.708	-5.884	0.126	0.105	335.5	35.8
95	4/5/2010 2:00	200	-8.05	60.83	1.787	27.51	-39.27	-11.51	-4.858	-6.187	0.125	0.105	335.5	35.8
95	4/5/2010 3:00	300	-7.92	61.66	1.568	47.69	-22.98	-10.95	-5.01	-6.437	0.125	0.105	335.4	35.8
95	4/5/2010 4:00	400	-6.917	61.95	0.873	103.9	-19.17	-9.46	-5.147	-6.566	0.124	0.103	335.4	35.8
95	4/5/2010 5:00	500	-7.24	65.52	1.475	38.53	-22.69	-8.71	-5.26	-6.65	0.123	0.104	335.4	35.8
95	4/5/2010 6:00	600	-7.58	69.72	1.317	73.2	-32.6	-8.25	-5.356	-6.736	0.123	0.102	335.4	35.8
95	4/5/2010 7:00	700	-7.86	69.39	1.119	101.3	-50.93	-10.56	-5.443	-6.916	0.123	0.104	335.4	35.8
95	4/5/2010 8:00	800	-7.87	67.52	0.988	114.7	-43.74	-14.29	-5.546	-7.28	0.123	0.095	335.4	35.8
95	4/5/2010 9:00	900	-6.959	61.28	1.199	101.3	-33.9	-13.8	-5.675	-7.56	0.122	0.099	335.4	35.8
95	4/5/2010 10:00	1000	-5.048	56.76	2.35	140.5	-17.42	-6.866	-5.797	-7.45	0.121	0.095	335.4	35.8
95	4/5/2010 11:00	1100	-3.937	52.3	4.133	161.6	12.73	1.308	-5.831	-6.964	0.121	0.103	335.4	35.8
95	4/5/2010 12:00	1200	-3.216	48.18	3.907	155	43.56	7.9	-5.762	-6.315	0.121	0.102	335.3	35.8
95	4/5/2010 13:00	1300	-2.219	43.62	3.894	163.6	72.3	12.84	-5.608	-5.627	0.122	0.101	335.3	35.8
95	4/5/2010 14:00	1400	-1.163	36.79	3.355	162.7	85.7	16.46	-5.393	-4.943	0.123	0.101	335.3	35.8
95	4/5/2010 15:00	1500	-0.378	30.72	3.94	179.6	90.4	18.32	-5.144	-4.319	0.124	0.1	335.3	35.8
95	4/5/2010 16:00	1600	0.117	27.52	4.075	173	77.5	18.19	-4.86	-3.848	0.125	0.101	335.3	35.8
95	4/5/2010 17:00	1700	0.604	26.44	3.449	165.6	52.56	16.6	-4.592	-3.539	0.126	0.102	335.2	35.8
95	4/5/2010 18:00	1800	0.909	28.02	3.254	179.7	22.46	14.29	-4.368	-3.373	0.127	0.101	335.3	35.9
95	4/5/2010 19:00	1900	-0.32	31.58	3.286	179.4	-9.12	10.94	-4.206	-3.42	0.127	0.102	335.2	35.9
95	4/5/2010 20:00	2000	-0.379	34.43	3.519	172.9	-38.54	3.847	-4.138	-3.787	0.128	0.103	335.3	35.9
95	4/5/2010 21:00	2100	-2.083	40.08	2.865	159.4	-58.04	-1.023	-4.16	-4.25	0.128	0.104	335.3	36
95	4/5/2010 22:00	2200	-3.361	46.09	1.615	125.7	-48.91	-6.311	-4.249	-4.762	0.128	0.104	335.3	36
95	4/5/2010 23:00	2300	-3.855	47.19	1.193	107.7	-45.29	-9.84	-4.383	-5.272	0.127	0.103	335.3	36
95	4/6/2010 0:00	2400	-3.662	43.36	0.949	112.4	-44.28	-11.79	-4.545	-5.72	0.127	0.104	335.3	36
96	4/6/2010 1:00	100	-3.819	43.45	1.497	108.2	-45.8	-12.49	-4.722	-6.092	0.126	0.097	335.3	36
96	4/6/2010 2:00	200	-4.503	45.6	0.976	106.8	-37.97	-12.88	-4.894	-6.394	0.125	0.102	335.3	36
96	4/6/2010 3:00	300	-3.453	44.7	1.303	123	-13.97	-11.83	-5.056	-6.63	0.124	0.103	335.2	36
96	4/6/2010 4:00	400	-3.021	49.51	2.353	136.8	-23.86	-7.83	-5.194	-6.615	0.124	0.104	335.2	36
96	4/6/2010 5:00	500	-2.648	53.83	2.811	144.3	-22.68	-5.308	-5.281	-6.53	0.123	0.104	335.3	36.1
96	4/6/2010 6:00	600	-2.555	56.4	2.524	163.2	-30.13	-3.726	-5.328	-6.426	0.123	0.101	335.2	36.1
96	4/6/2010 7:00	700	-2.88	59.13	2.582	157.4	-22.15	-3.816	-5.352	-6.405	0.123	0.104	335.2	36.1
96	4/6/2010 8:00	800	-2.891	62.22	2.182	136	-18.02	-2.328	-5.37	-6.34	0.123	0.105	335.2	36.1
96	4/6/2010 9:00	900	-2.101	61.13	2.522	143.3	-26.9	-1.292	-5.373	-6.253	0.123	0.104	335.2	36.1
96	4/6/2010 10:00	1000	-1.893	62.29	5.046	154.9	3.99	2.249	-5.355	-6.042	0.123	0.104	335.3	36.2
96	4/6/2010 11:00	1100	-0.649	58.95	6.7	162.1	17.63	8.47	-5.281	-5.584	0.123	0.103	335.3	36.2
96	4/6/2010 12:00	1200	-0.201	56.97	4.396	146	18.7	12.91	-5.131	-5.001	0.124	0.102	335.2	36.2
96	4/6/2010 13:00	1300	0.17	55.31	5.209	153.1	50.59	13.78	-4.929	-4.604	0.125	0.103	335.2	36.2
96	4/6/2010 14:00	1400	0.986	51.81	6.087	161.4	84.7	19.07	-4.725	-4.006	0.125	0.103	335.2	36.2
96	4/6/2010 15:00	1500	1.086	48.09	6.505	168.5	53.96	19.63	-4.476	-3.517	0.127	0.103	335.2	36.2
96	4/6/2010 16:00	1600	1.295	48.5	3.613	162.2	52.41	18.63	-4.237	-3.251	0.128	0.103	335.2	36.2
96	4/6/2010 17:00	1700	1.369	47.37	3.941	143	21.28	17.1	-4.044	-3.061	0.128	0.102	335.1	36.2
96	4/6/2010 18:00	1800	0.961	50.64	6.333	166.5	16.69	13.61	-3.897	-3.052	0.129	0.104	335.2	36.2
96	4/6/2010 19:00	1900	-0.268	65.19	6.226	181.8	11.35	12.59	-3.795	-3.028	0.13	0.104	335.7	36.8
96	4/6/2010 20:00	2000	-3.58	89.9	4.5	243.9	2.808	7.48	-3.726	-3.203	0.13	0.106	336.3	37.4
96	4/6/2010 21:00	2100	-3.871	78.3	3.145	228.1	-19.4	3.435	-3.713	-3.485	0.13	0.105	336.3	37.4
96	4/6/2010 22:00	2200	-4.286	74.9	1.782	219.2	-36.44	0.129	-3.747	-3.798	0.13	0.1	336.3	37.4
96	4/6/2010 23:00	2300	-5.717	78.5	1.035	131.6	-34.54	-4.939	-3.814	-4.211	0.13	0.105	336.3	37.4
96	4/7/2010 0:00	2400	-5.287	78.9	2.541	205.2	-35.23	-6.273	-3.912	-4.585	0.13	0.103	336.3	37.4
97	4/7/2010 1:00	100	-6.574	81.9	0.856	85	-48.26	-7.88	-4.029	-4.841	0.129	0.099	336.3	37.4
97	4/7/2010 2:00	200	-7.15	82.3	0.972	128.8	-46.34	-12.75	-4.145	-5.299	0.129	0.101	336.3	37.4
97	4/7/2010 3:00	300	-9.19	82.7	1.045	43.43	-45.31	-14.68	-4.291	-5.713	0.128	0.104	336.3	37.4
97	4/7/2010 4:00	400	-8.85	80.6	0.982	122.4	-43.3	-15.57	-4.45	-6.05	0.128	0.102	336.2	37.4
97	4/7/2010 5:00	500	-7.9	82.8	1.848	146.7	-46.84	-14.61	-4.344	-6.27	0.127	0.102	336.2	37.4
97	4/7/2010 6:00	600	-10.78	81.4	1.102	40.89	-41.34	-15.2	-4.768	-6.538	0.127	0.102	336.2	37.4
97	4/7/2010 7:00	700	-10.38	81.2	1.522	58.6	-42.05	-15.74	-4.913	-6.777	0.126	0.103	336.2	37.4
97	4/7/2010 8:00	800	-10.48	77.9	2.002	28.58	-43.77	-14.98	-5.055	-6.96	0.125	0.099	336.2	37.4
97	4/7/2010 9:00	900	-6.683	64.17	0.903	55.41	-32.04	-12.64	-5.18	-7.02	0.125	0.09	336.2	37.4
97	4/7/2010 10:00	1000	-1.853	46.86	0.806	71.3	-15.37	-9.42	-5.283	-6.995	0.124	0.085	336.2	37.4
97	4/7/2010 11:00	1100	-1.043	39.92	1.253	335.9	4.364	-3.172	-5.357	-6.74	0.124	0.101	336.2	37.4
97	4/7/2010 12:00	1200	-4.354	49.73	3.496	277.4	40.31	3.336	-5.386	-6.311	0.124	0.101	336.2	37.4
97	4/7/2010 13:00	1300	-3.249	47.48	3.056	274.7	94.1	3.362	-5.742	-6.124	0.124	0.1	336.1	37.4
97	4/7/2010 14:00	1400	-2.616	44.8	2.751	246.8	69.18	13.49	-5.264	-5.229	0.124	0.102	336.1	37.4
97	4/7/2010 15:00	1500	-3.886	59.78	3.865	298	77.2	15.84	-5.134	-4.821	0.124	0.103	336.1	37.4
97	4/7/2010 16:00	1600	-4.666	67.54	2.583	297.3	46.55	13.18	-4.98	-4.626	0.125	0.101	336.2	37.5
97	4/7/2010 17:00	1700	-0.86	49.16	1.202	66.01	20.39	8.87	-4.841	-4.637	0.125	0.088	336.1	37.5
97	4/7/2010 18:00	1800	-3.435	51.68	2.449	247.4	-21.42	4.562	-4.746	-4.745	0.126	0.101	336.1	37.5
97	4/7/2010 19:00	1900	-1.896	49.55	1.41	161.9	-15.27	1.263	-4.699	-4.975	0.126	0.102	336.1	37.5
97	4/7/2010 20:00	2000	-3.793	56.16	1.804	159.6	-35.05	-2.954	-4.699	-5.245	0.126	0.094	336.1	37.5
97	4/7/2010 21:00	2100	-4.784	56.49	0.887	53.36	-42.09	-7.96	-4.735	-5.643	0.126	0.1	336.2	37.5
97	4/7/2010 22:00	2200	-8.61	65.81	1.478	33.62	-47.72	-11.73						



Faro Meteorological Data January 01 - December 31, 2010



Faro Climate Station - 2010 data
Note: Cumulative precipitation is calculated in column 'V', while raw instrument numbers are seen in column 'U'.

Julian Day	Date	Hr	Tair	RH %	WindV	WindD	NetRad	SoilHF	SoilT2	SoilT3	Soil W	SnoD	Precip	Precip (rev)
99	4/9/2010 23:00	2300	6.92	59.17	1.466	50.42	-18.02	-6.443	-4.891	-5.76	0.125	0.117	337	38.9
99	4/10/2010 0:00	2400	-6.75	59.01	0.521	34.23	-16.21	-9.278	-5.5	-5.884	0.125	0.119	337	38.9
100	4/10/2010 1:00	100	-7.13	62.07	1.401	29.87	-21.93	-5.818	-5.045	-5.995	0.125	0.117	336.9	38.9
100	4/10/2010 2:00	200	-7.74	62.21	1.74	36.96	-24.41	-5.891	-5.109	-6.096	0.125	0.117	337	39
100	4/10/2010 3:00	300	-8.29	64.14	1.551	20.97	-23.16	-6.298	-5.171	-6.198	0.124	0.118	337	39
100	4/10/2010 4:00	400	-8.48	65.94	1.371	8.47	-26.75	-6.297	-5.23	-6.294	0.124	0.115	336.9	39
100	4/10/2010 5:00	500	-9.41	69.48	0.428	313.5	-24.53	-7.75	-5.288	-6.429	0.124	0.108	336.9	39
100	4/10/2010 6:00	600	-9.59	71.3	0.624	344.7	-17.87	-9.52	-5.35	-6.642	0.124	0.117	336.9	39
100	4/10/2010 7:00	700	-9.47	72.7	0.605	352.4	-23.51	-8.94	-5.424	-6.767	0.123	0.112	336.9	39
100	4/10/2010 8:00	800	-9.26	69.89	0.402	323.3	-23.57	-9.78	-5.5	-6.898	0.123	0.111	336.9	39
100	4/10/2010 9:00	900	-6.446	54.93	0.31	69.99	-21.15	-8.32	-5.567	-6.974	0.123	0.098	336.9	39
100	4/10/2010 10:00	1000	-2.807	43.81	0.412	144.5	-9.93	-5.893	-5.628	-6.922	0.123	0.1	336.9	39
100	4/10/2010 11:00	1100	-0.886	37.65	0.578	119.1	7.97	-0.715	-5.657	-6.677	0.123	0.095	336.9	39
100	4/10/2010 12:00	1200	2.793	29.62	0.597	75	34.25	4.814	-5.648	-6.263	0.123	0.104	336.8	39
100	4/10/2010 13:00	1300	1.643	33.98	0.832	123.1	57.52	10.64	-5.6	-5.743	0.123	0.108	336.8	39
100	4/10/2010 14:00	1400	0.183	38.65	1.375	211.9	94.3	15.54	-5.495	-5.189	0.123	0.108	336.8	39
100	4/10/2010 15:00	1500	0.853	39.17	1.218	340.9	68.49	17.55	-5.344	-4.69	0.123	0.09	336.7	39
100	4/10/2010 16:00	1600	1.643	32.81	1.03	355.6	78.3	18.41	-5.157	-4.298	0.124	0.106	336.7	39
100	4/10/2010 17:00	1700	2.659	30.95	0.969	71.5	45.86	18.08	-4.963	-3.987	0.125	0.1	336.7	39
100	4/10/2010 18:00	1800	0.795	31.62	1.402	120.9	15.89	14.03	-4.781	-3.869	0.125	0.1	336.6	39
100	4/10/2010 19:00	1900	1.647	28.93	1.446	68.7	-10.19	8.76	-4.642	-3.983	0.126	0.098	336.7	39.1
100	4/10/2010 20:00	2000	-2.032	37.01	1.286	10	-37.93	1.483	-4.57	-4.389	0.126	0.11	336.7	39.1
100	4/10/2010 21:00	2100	-5.212	48.4	2.688	30.8	-50.96	-3.474	-4.575	-4.883	0.126	0.11	336.7	39.1
100	4/10/2010 22:00	2200	-6.853	53.45	2.349	17.76	-53.52	-5.565	-4.64	-5.227	0.126	0.109	336.7	39.1
100	4/10/2010 23:00	2300	-8.01	57.93	1.723	24.65	-48.22	-7.7	-4.733	-5.554	0.126	0.113	336.7	39.1
100	4/11/2010 0:00	2400	-8.46	59.27	1.983	18.32	-49.33	-9.69	-4.837	-5.884	0.126	0.11	336.7	39.1
101	4/11/2010 1:00	100	-9.4	62.44	1.26	21.48	-44.16	-10.66	-4.956	-6.151	0.125	0.107	336.7	39.1
101	4/11/2010 2:00	200	-9.93	64.66	1.279	356.9	-42.38	-12.46	-5.077	-6.446	0.125	0.104	336.6	39.1
101	4/11/2010 3:00	300	-11.04	68.77	0.722	12.82	-36.11	-13.76	-5.203	-6.725	0.124	0.107	336.6	39.1
101	4/11/2010 4:00	400	-11.05	69.42	0.979	14.01	-37.15	-15.52	-5.335	-7.04	0.124	0.11	336.6	39.1
101	4/11/2010 5:00	500	-10.98	68.05	0.955	30.09	-36.39	-15.61	-5.475	-7.29	0.123	0.103	336.6	39.1
101	4/11/2010 6:00	600	-11.82	71.3	0.831	31.26	-34.85	-15.84	-5.615	-7.5	0.123	0.11	336.6	39.1
101	4/11/2010 7:00	700	-11.28	68.8	0.842	16.37	-33.16	-16.24	-5.748	-7.72	0.122	0.1	336.6	39.1
101	4/11/2010 8:00	800	-9.9	62.48	1.158	57.04	-32.66	-16.02	-5.88	-7.9	0.122	0.102	336.6	39.1
101	4/11/2010 9:00	900	-6.688	49.6	1.924	100	-28.22	-12.48	-5.5	-7.92	0.121	0.105	336.5	39.1
101	4/11/2010 10:00	1000	-3.191	37.95	1.55	78.3	-9.86	-6.642	-6.086	-7.69	0.121	0.092	336.5	39.1
101	4/11/2010 11:00	1100	0.399	30.46	1.066	74.8	18.59	0.036	-6.102	-7.25	0.121	0.094	336.5	39.1
101	4/11/2010 12:00	1200	-0.369	31.82	2.183	138.7	43.54	7.04	-6.061	-6.654	0.121	0.107	336.5	39.1
101	4/11/2010 13:00	1300	-1.19	33.2	3.596	168.3	61.61	12.17	-5.97	-6.04	0.121	0.106	336.5	39.1
101	4/11/2010 14:00	1400	-0.851	34.79	4.993	166.9	73.6	15.35	-5.822	-5.501	0.122	0.108	336.4	39.1
101	4/11/2010 15:00	1500	-0.279	35.06	4.577	160.2	68.17	16.65	-5.647	-5.055	0.122	0.108	336.5	39.2
101	4/11/2010 16:00	1600	0.26	35.34	4.357	158	61.66	16.82	-5.453	-4.895	0.123	0.109	336.4	39.2
101	4/11/2010 17:00	1700	0.717	36.26	4.373	157.7	45.71	15.5	-5.264	-4.668	0.123	0.107	336.4	39.2
101	4/11/2010 18:00	1800	1.463	35.44	3.818	151.7	19.62	14.41	-5.095	-4.29	0.124	0.108	336.4	39.2
101	4/11/2010 19:00	1900	1.375	34.95	4.485	165	-15.43	10.9	-4.952	-4.278	0.125	0.109	336.4	39.2
101	4/11/2010 20:00	2000	0.282	37.94	5.004	165.5	-47.9	5.172	-4.854	-4.505	0.125	0.108	336.5	39.3
101	4/11/2010 21:00	2100	-0.721	40.77	3.717	163	-56.14	1.167	-4.815	-4.805	0.126	0.107	336.5	39.3
101	4/11/2010 22:00	2200	-2.052	45.67	2.346	140.5	-53.22	-2.722	-4.826	-5.134	0.125	0.107	336.5	39.3
101	4/11/2010 23:00	2300	-2.455	47.16	2.889	142.8	-55.78	-5.78	-4.872	-5.487	0.125	0.107	336.5	39.3
102	4/12/2010 0:00	2400	-2.472	45.95	2.328	122.4	-53.26	-6.612	-4.942	-5.737	0.125	0.107	336.5	39.3
102	4/12/2010 1:00	100	-3.347	48.58	1.267	92.8	-47.3	7.26	-5.02	-5.939	0.125	0.108	336.5	39.3
102	4/12/2010 2:00	200	-3.203	47.08	1.15	101.4	-47.72	8.46	-5.101	-6.153	0.124	0.111	336.5	39.3
102	4/12/2010 3:00	300	-3.392	46.92	0.852	111.3	-45.45	-9.83	-5.19	-6.379	0.124	0.111	336.5	39.3
102	4/12/2010 4:00	400	-3.587	47.83	1.459	115.3	-48.48	-10.36	-5.285	-6.582	0.124	0.107	336.4	39.3
102	4/12/2010 5:00	500	-3.796	49.63	2.371	155.3	-52.82	-10.01	-5.383	-6.726	0.123	0.107	336.4	39.3
102	4/12/2010 6:00	600	-3.914	49.74	2.327	155.6	-53.78	-9.55	-5.47	-6.833	0.123	0.107	336.4	39.3
102	4/12/2010 7:00	700	-6.025	55.2	1.462	11.34	-44.31	-9.96	-5.547	-6.949	0.123	0.108	336.4	39.3
102	4/12/2010 8:00	800	-6.188	54.8	1.354	31.61	-39.01	-10.28	-5.62	-7.1	0.123	0.105	336.5	39.4
102	4/12/2010 9:00	900	-2.405	44.48	1.198	54.15	-32	-7.23	-5.694	-7.09	0.122	0.096	336.5	39.4
102	4/12/2010 10:00	1000	-0.446	40.27	1.381	127.4	8.48	-7.44	-6.512	-6.246	0.122	0.106	336.4	39.4
102	4/12/2010 11:00	1100	-0.771	44.76	3.385	154	-15.88	3.888	-5.74	-6.482	0.122	0.106	336.4	39.4
102	4/12/2010 12:00	1200	-0.3	43.11	4.066	161.5	48.9	11.01	-5.682	-5.871	0.122	0.104	336.4	39.4
102	4/12/2010 13:00	1300	0.858	39.77	3.36	168.8	72.2	16.46	-5.566	-5.236	0.123	0.103	336.4	39.4
102	4/12/2010 14:00	1400	1.627	37.79	3.368	165.8	81.4	20.26	-5.392	-4.63	0.123	0.104	336.4	39.4
102	4/12/2010 15:00	1500	2.572	34.12	2.635	154.4	84.7	21.81	-5.19	-4.117	0.124	0.104	336.3	39.4
102	4/12/2010 16:00	1600	3.238	32.88	2.435	145.2	71.6	21.85	-4.96	-3.712	0.125	0.102	336.3	39.4
102	4/12/2010 17:00	1700	3.02	33.25	2.562	231.4	43.18	20.44	-4.732	-3.432	0.125	0.108	336.2	39.4
102	4/12/2010 18:00	1800	2.85	36.2	2.437	221.1	25.81	18.22	-4.536	-3.235	0.126	0.108	336.2	39.5
102	4/12/2010 19:00	1900	2.734	35.67	2.013	204.7	7.73	14.51	-4.404	-3.324	0.127	0.104	336.2	39.5
102	4/12/2010 20:00	2000	2.782	35.47	2.663	181	-20.72	8.97	-4.312	-3.499	0.127	0.107	336.2	39.5
102	4/12/2010 21:00	2100	0.931	40.11	2.278	200.7	-40.07	2.992	-4.264	-3.891	0.127	0.107	336.3	39.6
102	4/12/2010 22:00	2200	-0.295	46.75	1.749	159.6	-14.45	0.039	-4.275	-4.25	0.128	0.109	336.3	39.6
102	4/12/2010 23:00	2300	-0.739	49.2	0.768	72	-9.29	0.097	-4.323	-4.427	0.128	0.106	336.3	39.6
102	4/13/2010 0:00	2400	-1.309	50.17	1.198	139.2	-43.28	-1.923	-4.371	-4.605	0.127	0.1	336.2	39.6
103	4/13/2010 1:00	100	-3.41	55.96	0.633	77.8	-36.76	-8.06	-4.432	-5.048	0.127	0.104	336.2	39.6
103	4/13/2010 2:00	200	-3.203	51.71	1.107	46.14	-38.21	-10.7	-4.533	-5.473	0.127	0.106	336.2	39.6
103	4/13/2010 3:00	300	-5.5											



Faro Meteorological Data January 01 - December 31, 2010



Faro Climate Station - 2010 data

Note: Cumulative precipitation is calculated in column 'V', while raw instrument numbers are seen in column 'U'.

-0.1

Julian Day	Date	Hr	Tair	RH %	WindV	WindD	NetRad	SoilHF	SoilT2	SoilT3	Soil W	SnoD	Precip	Precip (rev)
105	4/15/2010 4:00	400	1.064	53.54	2.075	262.1	-58.54	17.93	-1.757	-0.276	0.142	0.061	336.7	41.2
105	4/15/2010 5:00	500	0.734	55.63	1.635	188.1	-54.84	16.96	-1.967	-0.333	0.141	0.057	336.7	41.2
105	4/15/2010 6:00	600	0.609	56.82	0.7	137.7	-46.35	13.55	-2.231	-0.845	0.14	0.059	336.6	41.2
105	4/15/2010 7:00	700	0.321	58.19	1.089	253.5	-48.86	-9.58	-2.512	-1.836	0.138	0.056	336.6	41.2
105	4/15/2010 8:00	800	0.799	56.41	1.546	259.8	-27.49	-13.45	-2.798	-2.522	0.136	0.054	336.7	41.3
105	4/15/2010 9:00	900	1.623	53.59	2.086	280.4	6.218	2.461	-2.995	-2.393	0.135	0.057	336.7	41.3
105	4/15/2010 10:00	1000	2.745	49.75	1.264	266.1	44.79	15.41	-2.949	-1.812	0.135	0.056	336.7	41.3
105	4/15/2010 11:00	1100	3.6	48.72	2.063	262.7	115.2	23.57	-2.697	-1.361	0.136	0.059	336.7	41.3
105	4/15/2010 12:00	1200	3.958	47.69	4.002	221.2	134.9	24.21	-2.413	-1.053	0.138	0.061	336.6	41.3
105	4/15/2010 13:00	1300	5.107	44.62	4.162	220.9	267.3	21.1	-2.18	-0.896	0.139	0.056	336.5	41.3
105	4/15/2010 14:00	1400	5.553	42.52	5.347	236.4	260.1	28.31	-1.992	-0.437	0.141	0.051	336.5	41.3
105	4/15/2010 15:00	1500	6.337	39.33	5.862	237.3	319.5	28.03	-1.828	-0.06	0.142	0.034	336.4	41.3
105	4/15/2010 16:00	1600	6.556	37.53	6.686	227.7	250.2	50.74	-1.668	0.231	0.143	0.024	336.3	41.3
105	4/15/2010 17:00	1700	6.23	38.63	5.826	235.2	118.9	64.84	-1.481	0.259	0.145	0.01	336.1	41.3
105	4/15/2010 18:00	1800	6.31	37.6	4.857	226.4	62.64	38.84	-1.291	0.153	0.147	0.012	336.4	41.6
105	4/15/2010 19:00	1900	6.322	37.88	3.976	224.4	32.82	28.88	-1.146	0.094	0.148	0.012	336.4	41.6
105	4/15/2010 20:00	2000	5.97	36.76	4.817	243.3	13.35	19.13	-1.033	0.022	0.15	0.011	336.4	41.6
105	4/15/2010 21:00	2100	5.464	36.58	5.381	226.8	-8.64	6.745	-0.94	-0.101	0.152	0.013	336.4	41.6
105	4/15/2010 22:00	2200	4.849	39.19	4.667	236.3	-16.38	-1.141	-0.861	-0.191	0.153	0.013	336.3	41.6
105	4/15/2010 23:00	2300	4.23	42.85	5.51	244.2	-15.42	-1.376	-0.796	-0.195	0.154	0.011	336.1	41.6
105	4/16/2010 0:00	2400	3.355	50.41	6.373	251.2	-11.41	-0.023	-0.743	-0.183	0.154	0.012	336.2	41.7
106	4/16/2010 1:00	100	1.067	74.3	5.151	260.1	-6.769	0	-0.701	-0.184	0.155	0.011	336.4	41.9
106	4/16/2010 2:00	200	-1.211	96.3	3.595	288.1	-3.318	0.047	-0.668	-0.186	0.155	-0.006	337.4	42.9
106	4/16/2010 3:00	300	-2.408	96.4	3.298	305.1	-5.841	0.382	-0.639	-0.189	0.156	0.019	338.1	43.6
106	4/16/2010 4:00	400	-2.874	96.2	1.364	316.9	-24.67	0.723	-0.617	-0.192	0.156	0.017	338.1	43.6
106	4/16/2010 5:00	500	-3.262	99.8	0.585	215	-28.51	0.874	-0.598	-0.196	0.157	0.019	338.1	43.6
106	4/16/2010 6:00	600	-3.594	96	0.89	150.5	-35.57	1.24	-0.58	-0.199	0.157	0.019	338.1	43.6
106	4/16/2010 7:00	700	-4.333	95	1.313	38.51	-36.71	1.78	-0.564	-0.205	0.157	0.032	338.1	43.6
106	4/16/2010 8:00	800	-4.101	94.7	1.285	62.96	-43.14	2.583	-0.549	-0.21	0.157	0.029	338.1	43.6
106	4/16/2010 9:00	900	-2.009	90.1	1.163	46.28	-48.66	3.414	-0.533	-0.214	0.158	0.017	338.2	43.7
106	4/16/2010 10:00	1000	-0.605	80	1.155	38.3	-25.88	3.849	-0.515	-0.215	0.158	0.023	338.2	43.7
106	4/16/2010 11:00	1100	2.005	67.01	0.988	78	13.97	4.233	-0.496	-0.213	0.158	0.024	338.2	43.7
106	4/16/2010 12:00	1200	2.773	60.96	1.637	124.2	51.18	4.815	-0.486	-0.212	0.158	0.026	338.2	43.7
106	4/16/2010 13:00	1300	2.863	59.99	3.372	167.9	83.4	5.521	-0.476	-0.199	0.158	0.027	338.1	43.7
106	4/16/2010 14:00	1400	3.693	51.42	3.818	172.7	110.3	17.94	-0.466	-0.113	0.158	0.02	338.3	43.9
106	4/16/2010 15:00	1500	3.276	53.7	3.647	212.7	98.4	64.02	-0.457	0.548	0.159	0.016	338	43.9
106	4/16/2010 16:00	1600	3.365	59.56	2.451	205.2	131.7	79.3	-0.448	0.767	0.159	0.012	338.1	44
106	4/16/2010 17:00	1700	4.563	54.08	2.487	207.4	210.7	110.9	-0.439	1.334	0.159	0.006	338	44
106	4/16/2010 18:00	1800	5.88	46.86	1.763	218.7	168	119.3	-0.429	1.931	0.159	0.008	337.9	44
106	4/16/2010 19:00	1900	5.792	44.06	2.812	186.9	91.6	78.4	-0.42	1.874	0.16	0.009	337.9	44
106	4/16/2010 20:00	2000	5.625	42.87	2.448	183.4	27.76	70.2	-0.42	1.205	0.16	0.01	338	44.1
106	4/16/2010 21:00	2100	4.94	44.72	1.417	182.8	-15.26	17.04	-0.4	0.506	0.16	0.009	338	44.1
106	4/16/2010 22:00	2200	3.911	47.83	2.706	164.6	-62.16	0.489	-0.383	-0.098	0.161	0.01	338	44.1
106	4/16/2010 23:00	2300	3.135	49.14	1.788	176.5	66.39	0.001	-0.376	-0.186	0.161	0.008	338	44.1
106	4/16/2010 0:00	2400	0.864	58.99	1.157	42.99	-62.86	0.005	-0.362	-0.185	0.161	0.011	338.1	44.1
107	4/17/2010 1:00	100	0.403	55.56	1.244	74	-63.7	0.001	-0.349	-0.188	0.162	0.007	338	44.2
107	4/17/2010 2:00	200	-0.182	55.04	1.351	45.44	-57.02	0	-0.338	-0.192	0.162	0.012	338	44.2
107	4/17/2010 3:00	300	0.187	51.34	1.089	66.24	-47.05	0	-0.327	-0.196	0.162	0.01	338	44.2
107	4/17/2010 4:00	400	0.264	54.17	0.855	96.9	-51.61	0	-0.318	-0.201	0.162	0.013	338	44.2
107	4/17/2010 5:00	500	0.377	55.47	1.216	142.7	-59.67	0	-0.308	-0.209	0.162	0.01	338	44.2
107	4/17/2010 6:00	600	-0.218	58.53	1.433	139.5	-59.93	0	-0.301	-0.221	0.162	0.011	338	44.2
107	4/17/2010 7:00	700	-1.102	62.54	0.961	61.66	-41.39	0	-0.295	-0.232	0.163	0.008	338	44.2
107	4/17/2010 8:00	800	-0.612	60.92	1.226	83.9	-14.85	0.001	-0.289	-0.238	0.163	0.006	338	44.2
107	4/17/2010 9:00	900	1.45	56.72	1.751	129.3	38.54	0.185	-0.281	-0.236	0.163	0.01	337.9	44.2
107	4/17/2010 10:00	1000	1.802	59.32	3.033	156	68.35	0.215	-0.275	-0.234	0.163	0.012	337.9	44.2
107	4/17/2010 11:00	1100	2.479	58.46	4.688	153.7	139	0.452	-0.272	-0.23	0.163	0.01	338	44.3
107	4/17/2010 12:00	1200	3.322	55.32	4.615	165.9	166.3	0.644	-0.27	-0.214	0.163	0.012	337.8	44.3
107	4/17/2010 13:00	1300	3.437	56.65	4.817	150.4	171.1	0.644	-0.268	-0.208	0.164	0.011	337.9	44.4
107	4/17/2010 14:00	1400	3.942	56.99	3.776	128.1	220.2	0.571	-0.265	-0.202	0.164	0.009	337.9	44.4
107	4/17/2010 15:00	1500	3.087	63.18	1.046	61.66	-49.11	0	-0.135	-0.185	0.163	0.009	337.7	44.4
107	4/17/2010 16:00	1600	4.665	53.11	4.119	150.3	179.7	50.99	-0.254	-0.133	0.164	0.009	337.8	44.5
107	4/17/2010 17:00	1700	4.87	53.97	4.361	149.7	147.2	53.13	-0.249	1.658	0.164	0.01	337.8	44.5
107	4/17/2010 18:00	1800	4.461	60.75	3.7	136	116.4	44.84	-0.245	1.533	0.165	0.01	337.9	44.6
107	4/17/2010 19:00	1900	4.649	61.86	3.532	147.9	100.1	42.71	-0.237	1.537	0.165	0.009	337.9	44.6
107	4/17/2010 20:00	2000	4.196	62.27	4.076	144.5	35.29	30.34	-0.228	1.19	0.167	0.011	337.8	44.6
107	4/17/2010 21:00	2100	3.57	64.06	2.555	147.5	-30.03	11.98	-0.211	0.485	0.168	0.011	337.7	44.6
107	4/17/2010 22:00	2200	3.121	62.79	2.471	117.3	-56.12	-0.195	-0.182	-0.126	0.173	0.012	337.9	44.8
107	4/17/2010 23:00	2300	3.087	63.18	1.046	61.66	-49.11	0	-0.135	-0.185	0.163	0.009	337.7	44.8
108	4/18/2010 0:00	2400	0.016	64.2	1.851	133.9	-55.56	0	-0.077	-0.184	0.186	0.012	337.9	44.8
108	4/18/2010 1:00	100	3.641	61.45	1.58	131.4	-18.53	0	-0.014	-0.184	0.192	0.01	337.8	44.8
108	4/18/2010 2:00	200	3.819	60.98	1.441	148.2	-24.76	0	0.045	-0.186	0.198	0.01	337.8	44.8
108	4/18/2010 3:00	300	3.799	58.04	1.319	78.7	-30.92	0	0.096	-0.187	0.203	0.012	337.8	44.8
108	4/18/2010 4:00	400	3.117	60.38	1.146	47.33	-35.11	0	0.128	-0.188	0.206	0.009	337.8	44.8
108	4/18/2010 5:00	500	2.984	61.23	1.773	77.8	-27.61	0	0.145	-0.189	0.208	0.012	337.8	44.8
108	4/18/2010 6:00	600	3.219	61.19	1.635	63.84	-5.79	0.093	0.152	-0.189	0.21	0.013	337.8	44.8
108	4/18/2010 7:00	700	3.526	64.67	2.704	114.4	-14.37	0.175	0.153	-0.19				



Faro Meteorological Data January 01 - December 31, 2010



Faro Climate Station - 2010 data
Note: Cumulative precipitation is calculated in column 'V', while raw instrument numbers are seen in column 'U'.

Julian Day	Date	HR	Tair	RH %	WindV	WindD	NetRad	SoilHF	SoilT2	SoilT3	Soil W	SnoD	Precip	Precip (rev)
110	4/20/2010 9:00	900	7.24	50.15	3.242	162.3	5.9	19.22	0.44	0.635	0.336	0.01	337.4	47.4
110	4/20/2010 10:00	1000	8.27	50.68	4.271	166.7	185.5	17.27	0.612	0.749	0.335	0.01	337.6	47.5
110	4/20/2010 11:00	1100	8.87	46.19	5.871	152.7	290.9	59.42	1.068	0.639	0.335	0.01	337.5	47.6
110	4/20/2010 12:00	1200	9.54	43.87	6.593	150.3	358.6	71.7	1.591	0.823	0.335	0.008	337.2	47.6
110	4/20/2010 13:00	1300	10.27	42.86	6.363	156.5	376	76.4	2.164	7.24	0.333	0.01	337.5	47.9
110	4/20/2010 14:00	1400	10.44	42.21	5.709	155.8	202	59.95	2.772	7.63	0.333	0.011	337.4	47.9
110	4/20/2010 15:00	1500	11.76	39.48	5.45	159.3	430.8	73.9	3.286	7.99	0.332	0.012	337.1	47.9
110	4/20/2010 16:00	1600	11.24	40.88	4.37	163.1	144.5	57.69	3.581	8.4	0.451	0.011	337.1	47.9
110	4/20/2010 17:00	1700	11.31	40.68	4.533	165.3	113.2	38.82	3.511	7.41	0.45	0.012	337.4	48.2
110	4/20/2010 18:00	1800	10.66	44.13	3.472	166.7	75.5	26.44	3.259	6.501	0.449	0.011	337.1	48.2
110	4/20/2010 19:00	1900	9.74	47.71	2.811	138.6	20.81	20.67	3	5.849	0.449	0.011	337.2	48.3
110	4/20/2010 20:00	2000	6.114	72.1	4.137	273.6	-53.94	9.13	2.781	4.914	0.448	0.011	336.8	48.3
110	4/20/2010 21:00	2100	4.027	80.9	3.349	281.1	-41.58	1.817	2.626	3.994	0.447	0.012	337.1	48.6
110	4/20/2010 22:00	2200	3.086	86	2.205	290.2	-26.37	-0.675	2.487	3.267	0.447	0.012	337.2	48.7
110	4/20/2010 23:00	2300	2.806	86.7	0.623	280.7	-18.86	-0.597	2.322	2.743	0.446	0.012	337.3	48.8
110	4/21/2010 0:00	2400	2.636	87.8	1.07	258.8	-19.93	0.129	2.15	2.351	0.446	0.011	337.3	48.8
111	4/21/2010 1:00	100	2.015	86.8	2.298	298.5	-32.15	-0.268	1.996	2.028	0.445	0.013	337.1	48.8
111	4/21/2010 2:00	200	1.576	77.6	2.14	303.5	-48.72	-4.318	1.846	1.577	0.444	0.013	337.3	49
111	4/21/2010 3:00	300	0.159	87.9	3.404	276.2	-21.7	-10.15	1.666	1.005	0.442	0.013	337.3	49
111	4/21/2010 4:00	400	-0.6	93.1	1.22	197.5	-19.1	-10.06	1.438	0.523	0.441	0.013	337.4	49.1
111	4/21/2010 5:00	500	-0.4	86	1.54	215.7	-42.5	-7.41	1.21	0.287	0.439	0.012	337.4	49.1
111	4/21/2010 6:00	600	-0.147	67.32	1.987	307.2	-66.23	-5.227	1.021	0.142	0.436	0.012	337.4	49.1
111	4/21/2010 7:00	700	-0.603	57.65	2.312	288.5	-70.5	-3.703	0.87	0.045	0.43	0.012	337.3	49.1
111	4/21/2010 8:00	800	-0.861	52.54	2.354	282.8	-33.01	-2.632	0.751	-0.024	0.387	0.012	337.4	49.2
111	4/21/2010 9:00	900	-0.851	49.06	3.059	281.1	19.36	-1.862	0.657	-0.074	0.361	0.012	337.3	49.2
111	4/21/2010 10:00	1000	-0.743	50.05	3.142	270	52.36	-1.271	0.504	-0.07	0.346	0.012	337.2	49.2
111	4/21/2010 11:00	1100	-0.686	52.91	3.888	263.6	97.2	-0.804	0.528	-0.13	0.338	0.012	337.2	49.2
111	4/21/2010 12:00	1200	0.07	49.6	2.31	263.3	233.6	0.276	0.488	-0.127	0.338	0.011	337.2	49.2
111	4/21/2010 13:00	1300	1.436	47.61	3.949	234.3	321.9	47.71	0.548	1.783	0.351	0.011	337.1	49.2
111	4/21/2010 14:00	1400	2.071	44.9	4.259	248.2	359.8	59.94	0.968	3.641	0.369	0.012	336.9	49.2
111	4/21/2010 15:00	1500	2.382	41.42	4.499	227.6	233	52.59	1.577	4.791	0.372	0.013	336.9	49.2
111	4/21/2010 16:00	1600	2.668	40.35	4.971	231.5	277.9	30.9	2.144	4.372	0.367	0.01	336.9	49.2
111	4/21/2010 17:00	1700	2.619	42.08	3.861	261.2	212.7	41.26	2.496	5.005	0.36	0.014	336.9	49.2
111	4/21/2010 18:00	1800	3.043	42.98	3.965	235.9	244.8	42.13	2.845	5.241	0.354	0.012	336.7	49.2
111	4/21/2010 19:00	1900	2.741	42.77	3.971	231	137.6	25.28	3.155	5.149	0.351	0.012	336.6	49.2
111	4/21/2010 20:00	2000	2.004	45.5	3.684	218.5	-9.07	3.819	3.321	4.077	0.346	0.012	336.7	49.3
111	4/21/2010 21:00	2100	1.381	48.21	3.095	202	-5.469	-13.54	3.196	2.501	0.341	0.013	336.9	49.5
111	4/21/2010 22:00	2200	0.823	51.61	2.459	232.4	-57.35	-17.29	2.818	1.51	0.335	0.012	337	49.6
111	4/21/2010 23:00	2300	-0.399	57.14	2.178	224	-74.9	-15.34	2.366	0.789	0.331	0.011	337	49.6
111	4/22/2010 0:00	2400	-0.7	58.24	1.285	188.8	-77.9	-11.23	1.926	0.469	0.323	0.012	337	49.6
112	4/22/2010 1:00	100	-1.344	61.99	1.516	177.3	-78.6	-8.42	1.575	0.265	0.315	0.014	336.9	49.6
112	4/22/2010 2:00	200	-1.084	59.99	0.879	110.5	-77	-6.367	1.305	0.124	0.308	0.015	336.9	49.6
112	4/22/2010 3:00	300	-2.363	62.8	1.144	46.39	-71.4	-4.812	1.095	0.023	0.302	0.015	336.8	49.6
112	4/22/2010 4:00	400	-2.972	69.07	0.887	571	-74	-3.643	0.93	-0.053	0.297	0.016	336.7	49.6
112	4/22/2010 5:00	500	-3.017	69.04	1.211	58.95	-65.5	-2.725	0.8	-0.11	0.292	0.015	336.7	49.6
112	4/22/2010 6:00	600	-2.991	69.02	0.829	45.92	-58.97	-2.022	0.695	-0.152	0.288	0.017	336.7	49.6
112	4/22/2010 7:00	700	-3.168	69.4	0.907	87	-55.5	-1.482	0.613	-0.184	0.284	0.015	336.7	49.6
112	4/22/2010 8:00	800	-2.605	67.48	0.831	66.4	-29.39	-1.028	0.547	-0.206	0.281	0.011	336.7	49.6
112	4/22/2010 9:00	900	0.6	53.22	0.417	36.97	54.89	-0.564	0.5	-0.209	0.278	0.01	336.6	49.6
112	4/22/2010 10:00	1000	1.23	50.44	0.869	32.57	183	-0.157	0.464	-0.202	0.276	0.012	336.5	49.6
112	4/22/2010 11:00	1100	0.157	50.81	2.873	287	257.3	0.215	0.434	-0.186	0.276	0.012	336.1	49.6
112	4/22/2010 12:00	1200	0.794	51.58	2.533	265.9	256.7	0.216	0.414	-0.182	0.282	0.012	336.5	50
112	4/22/2010 13:00	1300	1.455	49.9	2.958	246.4	267.6	4.187	0.4	-0.093	0.294	0.012	336.2	50
112	4/22/2010 14:00	1400	2.045	50.74	4.109	229.3	447.9	58.57	0.479	2.326	0.318	0.013	336.3	50.1
112	4/22/2010 15:00	1500	1.675	52.93	3.437	233.2	353.5	70.6	1.017	4.702	0.328	0.011	336.4	50.2
112	4/22/2010 16:00	1600	2.278	46.52	2.622	248.6	284.9	72.5	1.818	6.129	0.329	0.013	336.4	50.2
112	4/22/2010 17:00	1700	1.931	49.05	3.374	238.8	174.3	52.14	2.613	6.551	0.329	0.012	336.5	50.3
112	4/22/2010 18:00	1800	1.391	51.5	3.142	177.8	90	14.27	3.145	5.099	0.329	0.012	336.5	50.3
112	4/22/2010 19:00	1900	2.176	42.55	2.6	204.9	81.7	8.53	3.214	4.213	0.327	0.011	336.4	50.3
112	4/22/2010 20:00	2000	2.73	37.26	3.736	267.3	66.63	6.75	3.719	3.215	0.317	0.012	336.7	50.3
112	4/22/2010 21:00	2100	1.872	44.24	2.888	251.2	-24.29	-5.685	2.982	4.881	0.323	0.012	336.3	50.6
112	4/22/2010 22:00	2200	-0.031	54.14	2.272	264.2	-70.5	-20.76	2.711	1.515	0.32	0.012	336.4	50.5
112	4/22/2010 23:00	2300	-0.295	54.69	1.303	291.5	-74.3	-15.78	2.271	0.816	0.316	0.011	336.5	50.6
112	4/23/2010 0:00	2400	-1.343	62.01	0.775	59.36	-70.6	-11.71	1.858	0.504	0.31	0.012	336.5	50.6
113	4/23/2010 1:00	100	-2.58	66.67	1.563	29.2	-70	-8.98	1.535	0.299	0.304	0.014	336.4	50.6
113	4/23/2010 2:00	200	-2.5	66.58	0.762	25.33	-61.18	-6.909	1.285	0.157	0.299	0.012	336.4	50.6
113	4/23/2010 3:00	300	-1.874	61.3	0.88	212.9	-76.8	-5.356	1.09	0.053	0.294	0.014	336.4	50.6
113	4/23/2010 4:00	400	-3.58	68.21	1.192	44.08	-73.9	-4.172	0.933	-0.027	0.289	0.017	336.3	50.6
113	4/23/2010 5:00	500	-2.699	60.16	1.31	252.4	-76	-3.241	0.808	-0.09	0.285	0.013	336.3	50.6
113	4/23/2010 6:00	600	-4.214	66.32	1.468	43.2	-74.7	-2.524	0.705	-0.143	0.281	0.016	336.3	50.6
113	4/23/2010 7:00	700	-4.938	68.05	1.877	31.37	-61.51	-1.934	0.621	-0.189	0.277	0.015	336.3	50.6
113	4/23/2010 8:00	800	-3.696	63.94	1.375	40.67	-16.78	-1.382	0.554	-0.217	0.274	0.01	336.3	50.6
113	4/23/2010 9:00	900	0.292	50.04	0.955	73.3	64.82	-0.84	0.504	-0.221	0.271	0.004	336.2	50.6
113	4/23/2010 10:00	1000	0.596	46.61	0.65	297.3	196	-0.439	0.467	-0.213	0.269	0.009	336.2	50.6
113	4/23/2010 11:00	1100	1.054	43.12	0.625	320.8	294.5	0.175	0.438	-0.189	0.269	0.003	336	50.6
113	4/23/2010 12:00	1200	0.753	41.67	1.197	227.2	390.3	0.215	0.415	-0.182	0.271	0.01	335.9	50.6
113	4/													



Faro Meteorological Data January 01 - December 31, 2010



Faro Climate Station - 2010 data

Note: Cumulative precipitation is calculated in column 'V', while raw instrument numbers are seen in column 'U'.

-0.1

Julian Day	Date	Hr	Tair	RH %	WindV	WindD	NetRad	SoilHF	SoilT2	SoilT3	Soil W	SnoD	Precip	Precip (rev)
115	4/25/2010 14:00	1400	6.152	36.97	6.196	152	442.7	71.4	1.336	6.227	0.275	0.009	335.6	52.2
115	4/25/2010 15:00	1500	6.847	32.55	5.917	158	398.2	71.4	1.336	6.227	0.275	0.009	335.6	52.2
115	4/25/2010 16:00	1600	7.62	29.16	6.528	158.6	379.8	54.47	2.866	7.44	0.283	0.013	335.4	52.8
115	4/25/2010 17:00	1700	7.51	29.66	6.558	163.2	276.6	49.44	3.456	7.97	0.283	0.013	335.4	52.8
115	4/25/2010 18:00	1800	7.19	32.05	6.386	161.1	172.2	29.87	3.939	7.35	0.283	0.012	335.3	52.8
115	4/25/2010 19:00	1900	7.24	34.47	5.894	156.7	125.3	16.87	4.158	6.494	0.282	0.011	335.4	52.9
115	4/25/2010 20:00	2000	6.902	35.89	5.515	152.9	29.54	9.39	4.196	5.766	0.28	0.012	335.5	53
115	4/25/2010 21:00	2100	5.844	40.05	4.247	135.6	-38.76	-6.857	4.109	4.481	0.279	0.013	335.7	53.2
115	4/25/2010 22:00	2200	5.266	41.39	4.213	128.5	-59.86	-15.06	3.821	3.247	0.277	0.011	335.4	53.2
115	4/25/2010 23:00	2300	4.976	41.3	3.728	134.3	-68.01	-18.87	3.42	2.245	0.274	0.013	335.6	53.4
115	4/26/2010 0:00	2400	4.519	42.7	2.596	137.6	-66.2	-20.48	2.985	1.444	0.272	0.012	335.4	53.4
116	4/26/2010 1:00	100	4.189	43.72	2.835	129.6	-58.65	-19.81	2.555	0.833	0.27	0.013	335.3	53.4
116	4/26/2010 2:00	200	3.889	45.76	2.083	118.2	-45.25	-17.4	2.159	0.44	0.269	0.014	335.3	53.4
116	4/26/2010 3:00	300	3.657	46.79	2.356	102.8	-42.22	-12.52	1.832	0.288	0.268	0.012	335.4	53.5
116	4/26/2010 4:00	400	3.362	47.59	2.233	109.3	-50.95	-8.7	1.605	0.298	0.266	0.013	335.2	53.5
116	4/26/2010 5:00	500	2.913	49.34	2.594	106.2	-55.33	-7.58	1.43	0.226	0.265	0.011	335.2	53.5
116	4/26/2010 6:00	600	2.635	50.44	2.673	80.2	-58.04	-6.588	1.281	0.151	0.264	0.014	335.2	53.5
116	4/26/2010 7:00	700	2.564	50.26	2.722	100.8	-34.24	-5.651	1.152	0.086	0.262	0.011	335	53.5
116	4/26/2010 8:00	800	3.113	48.32	4.622	112	38.98	-4.706	1.042	0.041	0.261	0.01	335.1	53.6
116	4/26/2010 9:00	900	3.528	47.37	5.854	130.4	127.4	-3.632	0.949	0.016	0.26	0.012	335.3	53.8
116	4/26/2010 10:00	1000	4.012	46.84	5.965	119.1	208.7	16.17	0.883	0.824	0.261	0.012	335.5	54
116	4/26/2010 11:00	1100	4.278	46.35	6.9	122.2	246.1	35.94	1.011	2.682	0.263	0.01	335	54
116	4/26/2010 12:00	1200	5.012	44.18	6.767	125	317.8	44.24	1.367	4.038	0.265	0.014	335.4	54.4
116	4/26/2010 13:00	1300	5.44	43.12	6.562	122.4	312	45.98	1.811	5.14	0.267	0.01	335.7	54.7
116	4/26/2010 14:00	1400	6.057	42.63	6.102	109.8	284.4	48.76	2.316	6.134	0.268	0.012	335.5	54.7
116	4/26/2010 15:00	1500	7.21	38.73	7.04	120.2	412	54	2.843	7.06	0.27	0.011	335.2	54.9
116	4/26/2010 16:00	1600	8.08	34.42	7.31	122.6	453.5	61.36	3.448	8.3	0.27	0.01	335.2	54.7
116	4/26/2010 17:00	1700	7.7	34.78	7.09	120.6	231.6	51.01	4.123	8.98	0.272	0.013	335	54.7
116	4/26/2010 18:00	1800	6.91	37.27	6.807	117.8	129.5	17.66	4.63	7.43	0.272	0.011	335.4	55.1
116	4/26/2010 19:00	1900	6.998	36.77	6.76	120.5	116.6	13.46	4.706	6.6	0.272	0.013	335.3	55.1
116	4/26/2010 20:00	2000	6.431	37	5.725	108.3	32.12	6.75	4.649	5.899	0.27	0.012	335.2	55.1
116	4/26/2010 21:00	2100	5.542	39.04	6.294	104.4	-41.2	-8.96	4.498	4.6	0.268	0.013	335.2	55.1
116	4/26/2010 22:00	2200	5.183	39.31	6.76	107.8	-69.4	-16.97	4.164	3.33	0.266	0.012	335.2	55.1
116	4/26/2010 23:00	2300	4.878	38.83	7.4	114.9	-77.3	-18.75	3.725	2.393	0.264	0.013	335.3	55.2
116	4/27/2010 0:00	2400	4.223	41.21	6.159	112.9	-73.8	-19.34	3.273	1.668	0.261	0.013	334.9	55.2
117	4/27/2010 1:00	100	3.673	43	5.338	111.6	-71.1	-19.29	2.845	1.072	0.26	0.013	335.1	55.4
117	4/27/2010 2:00	200	3.204	44.13	4.762	111.6	-71.1	-16.53	2.454	0.667	0.258	0.012	335.2	55.5
117	4/27/2010 3:00	300	2.827	46.67	5.169	119.9	-71.9	-12.68	2.136	0.534	0.256	0.012	335.1	55.5
117	4/27/2010 4:00	400	2.139	50.36	3.958	121.6	-71	-11.01	1.886	0.395	0.255	0.014	335	55.5
117	4/27/2010 5:00	500	1.411	53.64	3.91	98.6	-73.1	-9.62	1.676	0.275	0.254	0.014	335.1	55.6
117	4/27/2010 6:00	600	1.065	54.56	4.13	120.7	-70.7	-8.44	1.495	0.173	0.252	0.013	334.9	55.6
117	4/27/2010 7:00	700	1.143	52.39	7.36	131.2	-48.37	-7.37	1.339	0.086	0.25	0.011	335	55.7
117	4/27/2010 8:00	800	1.567	49.76	9.21	132.7	-37.3	-6.24	1.503	0.023	0.249	0.013	335.3	56
117	4/27/2010 9:00	900	2.281	48.07	5.42	128.9	104.4	-5.092	1.09	-0.007	0.248	0.013	334.9	56
117	4/27/2010 10:00	1000	3.138	46	4.973	127.8	199.2	-3.823	0.994	-0.019	0.248	0.013	335	56.1
117	4/27/2010 11:00	1100	3.701	44.54	6.604	133.5	291.9	26.84	0.942	1.444	0.248	0.014	334.9	56.1
117	4/27/2010 12:00	1200	4.434	43.19	7.07	114.8	366.4	49.85	1.078	3.87	0.249	0.011	334.8	56.1
117	4/27/2010 13:00	1300	5.392	41.28	7.03	116.8	416.6	57.93	1.53	5.652	0.252	0.011	335	56.3
117	4/27/2010 14:00	1400	6.277	39.17	7.17	110.9	443.9	63.07	2.198	7.27	0.255	0.012	335.2	56.5
117	4/27/2010 15:00	1500	7.35	36.42	6.191	100.1	431.1	63.6	2.956	8.4	0.258	0.011	334.8	56.5
117	4/27/2010 16:00	1600	8.19	33.64	6.192	107.7	397.3	65.4	3.765	9.5	0.26	0.009	335	56.7
117	4/27/2010 17:00	1700	8.86	31.86	5.951	102.4	323.6	55.82	4.529	9.9	0.262	0.009	334.6	56.7
117	4/27/2010 18:00	1800	9.28	30.35	6.035	110.1	253.1	47	5.139	9.87	0.263	0.012	334.6	56.7
117	4/27/2010 19:00	1900	9.27	29.82	6.168	112	160.1	29.88	5.543	9.27	0.263	0.012	334.6	56.7
117	4/27/2010 20:00	2000	9.27	29.93	5.226	105.5	68.62	15.35	5.728	8.15	0.263	0.011	334.8	56.9
117	4/27/2010 21:00	2100	8.52	30.19	5.476	100.7	-9.45	0.863	5.699	6.889	0.262	0.009	334.6	56.9
117	4/27/2010 22:00	2200	6.931	31.89	4.419	99.4	-66.67	-13.01	5.446	5.348	0.26	0.012	334.5	56.9
117	4/27/2010 23:00	2300	5.602	33.35	4.494	95.9	-79.6	-22.21	5	3.865	0.258	0.012	334.6	57
117	4/28/2010 0:00	2400	5.165	33.42	4.787	97.7	-78.6	-23.4	4.455	2.803	0.255	0.012	334.6	57.1
118	4/28/2010 1:00	100	4.71	32.18	5.218	108.7	-71.9	-22.87	3.28	2.025	0.253	0.013	334.7	57.1
118	4/28/2010 2:00	200	4.299	34.99	4.013	102.3	-76.4	-22.19	3.426	1.415	0.251	0.013	334.7	57.1
118	4/28/2010 3:00	300	3.392	37.62	2.987	108.7	-75.7	-19.42	2.981	0.962	0.249	0.013	334.4	57.1
118	4/28/2010 4:00	400	1.975	44.44	2.651	102.3	-76.2	-16.46	2.611	0.731	0.247	0.012	334.5	57.2
118	4/28/2010 5:00	500	1.347	47.08	3.16	104	-76.2	-14.58	2.308	0.528	0.246	0.013	334.4	57.2
118	4/28/2010 6:00	600	1.427	47.73	3.695	99.4	-73.4	-12.96	2.048	0.362	0.244	0.014	334.3	57.2
118	4/28/2010 7:00	700	1.958	45.17	3.406	107.6	-45.41	-11.42	1.824	0.227	0.243	0.013	334.4	57.3
118	4/28/2010 8:00	800	2.546	43.08	3.7	112.1	9.54	-9.7	1.63	0.14	0.242	0.013	334.5	57.4
118	4/28/2010 9:00	900	3.119	41.1	4.171	137.6	97.9	-7.99	1.421	0.104	0.241	0.013	334.4	57.4
118	4/28/2010 10:00	1000	3.675	40.72	5.126	124.7	200.2	-1.559	1.341	0.244	0.241	0.013	334.3	57.4
118	4/28/2010 11:00	1100	4.697	39.25	4.92	119.1	285.6	36.05	1.313	2.51	0.241	0.012	334.4	57.5
118	4/28/2010 12:00	1200	5.358	38.2	4.583	126.2	356.4	57.92	1.587	5.088	0.242	0.013	334.3	57.5
118	4/28/2010 13:00	1300	6.55	36.61	3.934	156.3	402.5	76.9	2.159	7.66	0.245	0.014	334.1	57.5
118	4/28/2010 14:00	1400	7.41	35.97	4.638	142.4	423.7	77.7	3.021	9.53	0.248	0.014	334.3	57.7
118	4/28/2010 15:00	1500	8.14	34.6	5.106	146.6	421.3	72.1	3.955	10.58	0.251	0.012	333.9	57.7
118	4/28/2010 16:00	1600	9.06	33.26	4.336	149.3	385.4	75.1	4.876	11.65	0.254	0.014	334.1	57.9
118	4/28/2010 17:00	1700	9.68	32.05	4.227	154.4	322.9	67.89	5.723	12.25	0.25			



Faro Meteorological Data January 01 - December 31, 2010



Faro Climate Station - 2010 data

Note: Cumulative precipitation is calculated in column 'V', while raw instrument numbers are seen in column 'U'.

-0.1

Julian Day	Date	Hr	Tair	RH %	WindV	WindD	NetRad	SoilHF	SoilT2	SoilT3	Soil W	SnoD	Precip	Precip (rev)
120	4/30/2010 19:00	1900	6.562	29.93	2.985	200.1	164.6	37.2	8.65	13.19	0.252	0.012	332.6	60.3
120	4/30/2010 20:00	2000	6.266	30.02	2.785	215	61.04	14.16	8.92	11.65	0.252	0.012	332.6	59.3
120	4/30/2010 21:00	2100	5.972	29.89	2.174	248.9	-13.83	-2.877	8.83	9.96	0.252	0.012	332.7	60.4
120	4/30/2010 22:00	2200	4.836	34.32	1.361	264.6	-71.5	-19.02	8.47	8.09	0.249	0.014	332.7	60.4
120	4/30/2010 23:00	2300	2.09	46.26	1.784	29.88	-80.3	-34.12	7.88	6.1	0.247	0.014	332.7	60.4
120	5/1/2010 0:00	2400	1.058	50.28	1.799	23.4	-71.1	-38.64	7.14	4.483	0.244	0.013	332.6	59.2
121	5/1/2010 1:00	100	0.588	51.86	1.64	12.54	-46.02	-34.78	6.372	3.47	0.24	0.014	332.7	59.3
121	5/1/2010 2:00	200	0.671	53.18	1.674	12.82	-42.89	-29.46	5.691	2.928	0.238	0.014	332.6	59.3
121	5/1/2010 3:00	300	0.232	54.58	0.999	305.8	-40.54	-27.67	5.13	2.425	0.236	0.014	332.6	59.3
121	5/1/2010 4:00	400	0.277	54.93	0.372	359.4	-49.46	-25.28	4.646	2.052	0.234	0.014	332.7	59.4
121	5/1/2010 5:00	500	0.101	54.54	0.702	322.3	-69.64	-28.48	4.217	1.454	0.232	0.014	332.7	59.4
121	5/1/2010 6:00	600	-0.074	55.39	0.907	39.74	-71.8	-24.65	3.805	1.099	0.231	0.014	332.7	59.4
121	5/1/2010 7:00	700	0.303	50.69	0.959	36.63	-43.4	-22.65	3.441	0.832	0.23	0.012	332.7	59.4
121	5/1/2010 8:00	800	1.181	49.16	0.51	262.4	31.14	-19.5	3.126	0.693	0.229	0.012	332.7	59.4
121	5/1/2010 9:00	900	2.374	44.52	1.353	291.6	115.6	-8.68	2.871	0.965	0.228	0.012	332.7	59.4
121	5/1/2010 10:00	1000	3.679	44.54	1.621	310.3	203.2	29.82	2.748	3.274	0.227	0.012	332.6	59.4
121	5/1/2010 11:00	1100	5.971	47.37	1.646	21.05	301.1	56.16	3.112	6.07	0.228	0.01	332.6	59.4
121	5/1/2010 12:00	1200	5.694	49.69	1.899	322.1	161.4	59.24	3.713	8.34	0.231	0.015	332.6	59.4
121	5/1/2010 13:00	1300	3.712	59.17	3.386	302	105.2	9.34	4.273	6.7	0.234	0.014	333.2	60
121	5/1/2010 14:00	1400	3.962	67.68	4.796	321.1	551.2	36.65	4.498	7.14	0.235	0.015	333.2	60
121	5/1/2010 15:00	1500	6.622	46.59	2.799	314.8	559.3	85.6	5.081	10.86	0.235	0.012	333.1	60
121	5/1/2010 16:00	1600	7.12	43.22	2.974	345.4	411.3	92.7	6.356	13.64	0.24	0.014	332.9	60
121	5/1/2010 17:00	1700	6.844	40.76	2.12	334.5	141.3	50.17	7.62	13.07	0.246	0.014	333	60.1
121	5/1/2010 18:00	1800	7.2	41.34	2.529	297.1	262.8	40.74	8.26	12.15	0.248	0.015	332.9	60.1
121	5/1/2010 19:00	1900	7.3	38.4	1.834	335	154.9	44.64	8.6	12.65	0.248	0.014	333	60.2
121	5/1/2010 20:00	2000	6.24	44.83	2.448	28.01	5.364	7.5	8.94	10.89	0.249	0.014	332.9	60.2
121	5/1/2010 21:00	2100	5.042	51.11	3.12	23.19	-51.44	-15.29	8.83	8.72	0.248	0.014	333.1	60.4
121	5/1/2010 22:00	2200	3.881	59.82	3.766	24.91	-46.69	-26.28	8.33	6.78	0.246	0.014	333.1	60.4
121	5/1/2010 23:00	2300	3.153	61.65	1.957	27.9	-57.8	-26.73	7.65	5.539	0.243	0.015	333	60.4
121	5/2/2010 0:00	2400	2.368	61.29	2.051	41.77	-71.7	-30.5	6.986	4.428	0.24	0.015	333	60.4
122	5/2/2010 1:00	100	1.567	65.82	1.482	355.7	-39.22	-29.6	6.331	3.501	0.238	0.016	333	60.4
122	5/2/2010 2:00	200	1.302	68.5	0.67	99.4	-51.6	-25.2	5.735	3.078	0.235	0.013	333	60.4
122	5/2/2010 3:00	300	0.689	71.5	0.935	90.8	-51.74	-25.86	5.235	2.528	0.234	0.014	332.9	60.4
122	5/2/2010 4:00	400	0.188	73.5	1.596	13.1	-56.58	-28.02	4.777	1.92	0.232	0.015	332.9	60.4
122	5/2/2010 5:00	500	-0.26	75.4	1.075	287.9	-55.19	-28.59	4.313	1.241	0.23	0.014	332.9	60.4
122	5/2/2010 6:00	600	-0.392	76.9	0.909	69.8	-38.78	-23.47	3.896	1.058	0.229	0.014	332.9	60.4
122	5/2/2010 7:00	700	0.093	76.7	1.34	100.7	-0.236	-18.95	3.555	1.007	0.228	0.014	332.9	60.4
122	5/2/2010 8:00	800	0.202	86.2	1.401	118.1	39.21	-8.78	3.288	1.344	0.227	0.014	333	60.5
122	5/2/2010 9:00	900	1.062	82.8	1.615	151.1	92.8	4.737	3.15	2.167	0.226	0.012	333	60.5
122	5/2/2010 10:00	1000	2.703	74.4	1.249	148.8	154.9	26.12	3.215	3.78	0.227	0.013	332.8	60.5
122	5/2/2010 11:00	1100	2.895	75.6	2.514	178.4	207.2	37.65	3.553	5.431	0.228	0.015	332.4	60.5
122	5/2/2010 12:00	1200	1.905	83.5	2.302	211.6	110	29.59	3.996	6.22	0.23	0.015	333.2	61.3
122	5/2/2010 13:00	1300	1.567	89.1	1.649	247.6	191.6	18.28	4.36	5.774	0.232	0.012	333.2	61.3
122	5/2/2010 14:00	1400	3.404	75.6	2.551	218.8	265	61.21	4.685	8.4	0.232	0.015	333.2	61.3
122	5/2/2010 15:00	1500	3.077	77.8	3.018	161	151.2	51.73	5.411	9.63	0.235	0.014	333.5	61.6
122	5/2/2010 16:00	1600	1.058	94.2	1.356	339.9	81.2	-8.99	5.997	6.854	0.238	0.012	334.8	62.9
122	5/2/2010 17:00	1700	2.315	88.8	1.319	279.8	114.6	24.79	5.912	7.36	0.238	0.011	334.9	63
122	5/2/2010 18:00	1800	1.549	90.1	1.982	325.5	-8.84	1.806	5.991	6.77	0.238	0.012	335.7	63.8
122	5/2/2010 19:00	1900	0.956	95.8	2.404	294.9	31.24	-6.769	5.886	5.5	0.239	0.013	335.8	63.9
122	5/2/2010 20:00	2000	1.346	94.9	2.446	295.1	3.375	-4.225	5.623	5.15	0.24	0.01	335.6	63.9
122	5/2/2010 21:00	2100	1.262	93.9	2.128	292.1	3.966	-10.36	5.4	4.5	0.241	0.011	335.8	64.1
122	5/2/2010 22:00	2200	1.1	94.3	1.898	285.5	-15.6	-10	5.141	4.06	0.242	0.011	335.9	64.2
122	5/2/2010 23:00	2300	0.383	96.5	1.215	282.8	-34.3	-15.84	4.877	3.426	0.243	0.008	335.9	64.2
122	5/3/2010 0:00	2400	0.486	97.2	0.598	93.3	-43.73	-18.85	4.567	2.778	0.243	0.007	335.9	64.2
123	5/3/2010 1:00	100	0.637	94.4	1.25	344.8	-21.9	-17.04	4.228	2.361	0.242	0.009	335.8	64.2
123	5/3/2010 2:00	200	1.245	86.7	1.937	47.67	-44.26	-15.26	3.926	2.13	0.242	0.011	336	64.4
123	5/3/2010 3:00	300	0.994	85.2	1.611	57.79	-57.13	-18.84	3.666	1.679	0.242	0.011	336	64.4
123	5/3/2010 4:00	400	0.618	85.8	1.681	60.21	-50.21	-19.99	3.387	1.227	0.241	0.011	335.8	64.4
123	5/3/2010 5:00	500	0.914	82.1	2.158	33.92	-39.85	-16.43	3.109	1.035	0.241	0.011	336	64.6
123	5/3/2010 6:00	600	0.26	82.3	2.675	181.6	-40.11	-14.42	2.82	0.946	0.24	0.011	336.1	64.8
123	5/3/2010 7:00	700	0.743	80.9	2.987	36.77	-30.93	-12.03	2.696	0.888	0.24	0.011	336.1	64.8
123	5/3/2010 8:00	800	0.719	78.1	2.938	30.03	8.02	-7.03	2.556	1.03	0.24	0.011	336.1	64.8
123	5/3/2010 9:00	900	1.035	73.4	2.717	58.33	44.15	0.724	2.491	1.456	0.24	0.011	336.2	64.9
123	5/3/2010 10:00	1000	1.28	62.01	3.571	60.24	76.4	4.642	2.526	1.891	0.24	0.01	336.2	64.9
123	5/3/2010 11:00	1100	1.772	57.69	4.739	64.19	158.5	10.68	2.63	2.412	0.24	0.01	336.4	65.1
123	5/3/2010 12:00	1200	2.493	54.32	4.053	72.9	222.9	19.78	2.812	3.233	0.241	0.009	336.1	65.1
123	5/3/2010 13:00	1300	3.915	51.3	3.721	70	346.7	45.09	3.121	5.04	0.242	0.012	335.9	65.1
123	5/3/2010 14:00	1400	3.273	43.36	4.356	27.84	254.4	45.44	3.684	6.242	0.243	0.013	336	65.2
123	5/3/2010 15:00	1500	2.891	67.27	4.907	37.62	212.7	26.31	4.292	6.328	0.246	0.011	335.9	65.4
123	5/3/2010 16:00	1600	1.709	76.5	4.215	46.86	139.1	7.95	4.644	5.611	0.247	0.013	336.4	65.7
123	5/3/2010 17:00	1700	0.616	86.4	3.382	25.11	79.8	-5.884	4.713	4.592	0.247	0.011	337.1	66.4
123	5/3/2010 18:00	1800	0.216	93.8	2.395	11.26	85.4	-1.391	4.553	3.973	0.246	0.01	337.1	66.4
123	5/3/2010 19:00	1900	0.518	90	2.187	332	73.3	4.975	4.393	4.065	0.246	0.012	337	66.4
123	5/3/2010 20:00	2000	0.713	87.8	1.934	306.7	43.27	3.016	4.327	4.029	0.248	0.011	337.1	66.5
123	5/3/2010 21:00	2100	0.54	89.3	1.433	263.4	1.569	-2.123	4.273	3.707	0.249	0.012	337.1	66.5
123	5/3/2010 22:00	2200	0.579	83.8	2.426	295.1	17.92	-8.41	4.154	3.146	0.249	0.012	337.1	66.5
123	5/3/2010 23:00	2300	0.124											



Faro Meteorological Data January 01 - December 31, 2010



Faro Climate Station - 2010 data
Note: Cumulative precipitation is calculated in column 'V', while raw instrument numbers are seen in column 'U'.

Julian Day	Date	HR	Tair	RH %	WindV	WindD	NetRad	SoilHF	SoilT2	SoilT3	Soil W	SnoD	Precip	Precip (rev)
125	5/6/2010 0:00	2400	1.424	56.99	2.668	29.26	-67.87	-32.27	5.72	3.031	0.241	0.013	336.2	68.1
126	5/6/2010 1:00	100	1.361	57.81	2.236	22.46	-46.95	-29.66	5.107	2.215	0.238	0.013	336.2	68.1
126	5/6/2010 2:00	200	0.495	61.84	1.247	25.4	-56.56	-28.3	4.548	1.685	0.236	0.012	336.2	68.1
126	5/6/2010 3:00	300	-0.171	63.84	0.928	327.4	-56.95	-27.94	4.067	1.149	0.234	0.012	336.2	68.1
126	5/6/2010 4:00	400	-0.545	66.1	1.021	356.7	-68.75	-21.8	3.639	0.937	0.232	0.012	336.2	68.1
126	5/6/2010 5:00	500	-0.825	62.8	1.218	2.747	-72.4	-19.53	3.311	0.813	0.231	0.012	336.2	68.1
126	5/6/2010 6:00	600	-1.602	65.06	0.821	8.28	-68.99	-18.6	3.034	0.621	0.23	0.012	336.2	68.1
126	5/6/2010 7:00	700	-1.526	61.41	1.396	6.846	-35.18	-17.49	2.781	0.445	0.229	0.012	336.3	68.2
126	5/6/2010 8:00	800	0.087	55.49	0.686	352.4	40.99	-15.5	2.56	0.347	0.228	0.01	336.2	68.2
126	5/6/2010 9:00	900	3.129	45.46	0.238	45.95	32.6	-13.34	2.384	0.266	0.227	0.005	336.2	68.2
126	5/6/2010 10:00	1000	5.327	38.71	0.789	114.5	232.4	13.87	2.253	1.511	0.227	0.009	336.1	68.2
126	5/6/2010 11:00	1100	5.47	30.05	2.255	177.1	287.4	58.27	2.479	5.137	0.227	0.013	335.9	68.2
126	5/6/2010 12:00	1200	5.367	25.53	2.491	182	252.2	51.91	3.089	6.993	0.23	0.009	336	68.3
126	5/6/2010 13:00	1300	5.484	27.22	1.874	141.7	142.7	39.75	3.73	7.44	0.232	0.009	336	68.3
126	5/6/2010 14:00	1400	5.191	29.6	2.652	13.91	155.5	22.81	4.281	7.01	0.235	0.012	336.1	68.4
126	5/6/2010 15:00	1500	5.82	29.67	3.45	100.8	87.8	20.88	4.658	6.897	0.236	0.012	336	68.4
126	5/6/2010 16:00	1600	5.179	35.53	3.15	81.3	118	12.93	4.908	6.359	0.237	0.011	336	68.4
126	5/6/2010 17:00	1700	4.66	40.68	1.854	0.32	78.2	10.94	5.028	6.167	0.237	0.011	335.9	68.4
126	5/6/2010 18:00	1800	4.959	42.22	2.449	10.04	157.4	16.61	5.107	6.297	0.237	0.011	335.8	68.4
126	5/6/2010 19:00	1900	6.838	33.38	1.529	1.797	198.8	-36.9	5.274	7.63	0.237	0.01	335.7	68.4
126	5/6/2010 20:00	2000	6.123	32.43	1.66	266.3	58.57	23.37	5.733	7.82	0.238	0.011	335.7	68.4
126	5/6/2010 21:00	2100	4.597	42.02	2.802	331.2	-22.02	-1.79	6.063	6.503	0.239	0.012	335.9	68.6
126	5/6/2010 22:00	2200	3.213	51.33	2.658	4.586	-55.75	-18.47	5.953	4.875	0.239	0.013	335.8	68.6
126	5/6/2010 23:00	2300	2.259	54.87	2.399	40.88	-56.25	-24.31	5.55	3.602	0.237	0.012	335.8	68.6
126	5/7/2010 0:00	2400	1.609	58.92	1.779	21.29	-67.64	-27.91	5.046	2.598	0.235	0.013	335.8	68.6
127	5/7/2010 1:00	100	3.273	63.47	1.374	43.85	-68.57	-30.3	4.517	1.704	0.233	0.012	335.8	68.6
127	5/7/2010 2:00	200	0.154	64.73	1.174	42.45	-71.9	-26.68	3.997	1.128	0.231	0.011	335.8	68.6
127	5/7/2010 3:00	300	-0.794	68.72	0.869	10.3	-72.3	-21.77	3.561	0.946	0.229	0.012	335.7	68.6
127	5/7/2010 4:00	400	-1.263	67.04	1.585	4.497	-71.2	-20.41	3.208	0.7	0.228	0.012	335.7	68.6
127	5/7/2010 5:00	500	-1.711	67.82	1.287	13.77	-71.2	-19.37	2.9	0.461	0.226	0.012	335.8	68.7
127	5/7/2010 6:00	600	-1.995	67.85	1.49	17.73	-64.54	-18.31	2.629	0.253	0.226	0.012	335.7	68.7
127	5/7/2010 7:00	700	-1.611	65.97	1.247	1.643	-23.45	-16.92	2.392	0.096	0.225	0.012	335.8	68.8
127	5/7/2010 8:00	800	0.905	58.57	0.728	61.88	49.15	-14.65	2.193	0.045	0.224	0.005	335.7	68.8
127	5/7/2010 9:00	900	5.087	43.47	0.7	75.2	138.9	-12.35	2.041	0.071	0.223	0.004	335.7	68.8
127	5/7/2010 10:00	1000	5.749	39.21	0.869	60.61	226.5	8.21	1.927	0.932	0.222	0.009	335.6	68.8
127	5/7/2010 11:00	1100	5.265	39.35	1.266	333.6	167.5	51.24	2.103	4.488	0.223	0.012	335.6	68.8
127	5/7/2010 12:00	1200	5.449	33.46	2.652	253.8	290.7	36.96	2.666	5.263	0.225	0.011	335.5	68.8
127	5/7/2010 13:00	1300	6.625	31.65	3.556	260.1	527.2	82.6	3.269	8.58	0.227	0.011	335.5	68.8
127	5/7/2010 14:00	1400	4.846	41.61	4.741	268.3	90.6	46.83	4.3	9.49	0.231	0.011	335.3	68.8
127	5/7/2010 15:00	1500	5.014	38.61	2.684	256.3	222.7	23.04	5.025	7.85	0.235	0.005	335.4	68.9
127	5/7/2010 16:00	1600	6.862	32.85	2.958	292.2	335.2	67.03	5.397	10.12	0.235	0.01	335.4	68.9
127	5/7/2010 17:00	1700	5.31	47.77	4.681	316.6	175.9	25.74	6.141	9.66	0.237	0.009	335.3	68.9
127	5/7/2010 18:00	1800	6.485	39.78	3.525	277.2	274.1	46.22	6.375	10.23	0.239	0.012	335.1	68.9
127	5/7/2010 19:00	1900	5.888	45.48	5.271	261.2	196.1	32.85	7.03	10.3	0.24	0.009	335.1	68.9
127	5/7/2010 20:00	2000	3.818	53.51	2.822	290.9	-26.72	-2.134	7.34	8.45	0.24	0.013	335.2	68.9
127	5/7/2010 21:00	2100	4.18	50.69	1.978	326.6	-0.486	-12.13	7.19	6.728	0.24	0.006	335.1	69
127	5/7/2010 22:00	2200	4.509	48.79	1.987	76.4	-33.83	-9.6	6.802	6.042	0.238	0.012	335.2	69.1
127	5/7/2010 23:00	2300	2.68	56.08	1.007	41.07	-49.45	-22.28	6.396	4.734	0.236	0.012	335.2	69.1
127	5/8/2010 0:00	2400	2.072	59.8	0.716	34.36	-34.31	-20.2	5.903	3.966	0.234	0.012	335.2	69.1
128	5/8/2010 1:00	100	1.275	65.24	1.139	85.6	-55.71	-22.36	5.438	3.317	0.232	0.012	335.2	69.1
128	5/8/2010 2:00	200	0.619	68.49	0.93	111.2	-63.46	-26.93	4.885	2.476	0.23	0.012	335.2	69.1
128	5/8/2010 3:00	300	-0.182	72.3	0.947	27.67	-65.94	-29.91	4.508	1.676	0.229	0.012	335.1	69.1
128	5/8/2010 4:00	400	-0.639	74.2	0.737	44.53	-63.77	-25.3	4.041	1.23	0.227	0.012	335.2	69.2
128	5/8/2010 5:00	500	-0.781	74.2	1.127	28.34	-50.71	-22.67	3.635	0.963	0.226	0.011	335.2	69.2
128	5/8/2010 6:00	600	-0.589	74.7	0.883	42.3	-50.91	-20.49	3.289	0.754	0.224	0.012	335.2	69.2
128	5/8/2010 7:00	700	-0.53	73.4	1.033	29.78	-35.27	-18.97	2.998	0.574	0.223	0.013	335.2	69.2
128	5/8/2010 8:00	800	-0.263	72.5	0.592	17.83	3.471	-16.63	2.752	0.482	0.222	0.01	335.2	69.2
128	5/8/2010 9:00	900	2.447	60.22	0.468	39.6	121.1	-13.45	2.556	0.505	0.222	0.007	335.2	69.2
128	5/8/2010 10:00	1000	3.172	55.43	1.244	275.4	186.9	26.52	2.471	2.626	0.221	0.011	335	69.2
128	5/8/2010 11:00	1100	4.18	49.43	3.358	287.3	312.9	52.67	3.584	5.844	0.22	0.01	335	69.2
128	5/8/2010 12:00	1200	4.878	48.08	2.778	265.6	313.5	56.01	3.461	7.33	0.225	0.011	334.9	69.2
128	5/8/2010 13:00	1300	4.418	47.77	3.696	264.7	200.1	49.63	4.235	8.72	0.227	0.012	335	69.3
128	5/8/2010 14:00	1400	4.188	46.87	4.285	253.2	201.9	28.99	4.938	8.03	0.23	0.011	334.7	69.3
128	5/8/2010 15:00	1500	2.722	63.1	3.884	27.59	174.5	16.98	5.355	7.71	0.232	0.013	335.4	70
128	5/8/2010 16:00	1600	4.711	52.51	1.8	151.2	314	38.26	5.555	8.02	0.232	0.014	335.2	70
128	5/8/2010 17:00	1700	5.461	38.81	3.93	257.1	196.1	36.6	5.887	9.24	0.233	0.016	335.4	70.2
128	5/8/2010 18:00	1800	5.668	35.79	1.525	258.2	82.1	20.65	6.318	8.7	0.235	0.011	335.5	70.3
128	5/8/2010 19:00	1900	5.339	44.24	2.703	123.2	75	12.63	6.207	6.03	0.235	0.013	335.7	70.5
128	5/8/2010 20:00	2000	4.453	47.63	2.678	167.4	18.85	-2.605	6.491	6.957	0.235	0.012	335.6	70.5
128	5/8/2010 21:00	2100	3.596	56.14	2.921	235.3	-3.162	-8.6	6.283	5.95	0.235	0.013	335.6	70.5
128	5/8/2010 22:00	2200	1.974	71.8	2.321	261.3	-37.94	-16.71	5.964	4.937	0.234	0.012	335.5	70.5
128	5/8/2010 23:00	2300	1.653	71.7	1.058	166.1	-55.96	-22.76	5.572	3.905	0.232	0.012	335.5	70.5
129	5/9/2010 0:00	2400	1.062	75.2	1.099	92.5	-56.42	-25.73	5.122	3.015	0.23	0.012	335.5	70.5
129	5/9/2010 1:00	100	0.287	78.7	0.828	53.87	-53.91	-26.52	4.657	2.297	0.229	0.012	335.4	70.5
129	5/9/2010 2:00	200	-0.289	80.6	0.831	0.561	-53.14	-26.54	4.211	1.716	0.227	0.012	335.5	70.6
129	5/9/2010 3:00	300	-0.528	83.2	0.518	68.48	-38.01	-24.73	3.804	1.274	0.224	0.012	335.5	70.6
129	5/9/2010 4:00	400	-0.361	82.2										



Faro Meteorological Data January 01 - December 31, 2010



Faro Climate Station - 2010 data

Note: Cumulative precipitation is calculated in column 'V', while raw instrument numbers are seen in column 'U'.

-0.1

Julian Day	Date	Hr	Tair	RH %	WindV	WindD	WindS	NetRad	SoilHF	SoilT2	SoilT3	Soil W	SnoD	Precip	Precip (rev)
131	5/11/2010 5:00	500	1.257	42.57	2.054	249.4	74.7	-19.13	3.135	0.72	0.225	0.012	0.012	337.3	76.8
131	5/11/2010 6:00	600	0.837	45.21	0.915	222.2	56.28	-17.89	2.877	0.528	0.224	0.014	0.014	337.4	76.9
131	5/11/2010 7:00	700	0.892	44.5	2.125	248.3	-14.09	-16.06	2.649	0.396	0.223	0.012	0.012	337.4	76.9
131	5/11/2010 8:00	800	0.899	44.82	1.632	231.8	17.04	-14.04	2.456	0.349	0.222	0.012	0.012	337.3	76.9
131	5/11/2010 9:00	900	1.831	39.73	3.018	220	135	-12.46	2.31	0.336	0.222	0.012	0.012	337.3	76.9
131	5/11/2010 10:00	1000	2.786	35.55	3.338	229.9	240.7	10.96	2.203	1.305	0.221	0.014	0.014	337.2	76.9
131	5/11/2010 11:00	1100	3.783	34.02	3.619	213.1	312	44.66	2.389	4.267	0.222	0.013	0.013	337.2	76.9
131	5/11/2010 12:00	1200	4.578	32.23	4.245	211.5	382.9	56.06	2.88	6.53	0.223	0.012	0.012	337	76.9
131	5/11/2010 13:00	1300	5.679	29.57	4.697	225	441.5	65.05	3.563	8.57	0.226	0.014	0.014	335.6	76.9
131	5/11/2010 14:00	1400	6.367	28.77	6.129	234.1	464.4	62.9	4.423	9.96	0.229	0.014	0.014	336.8	78.1
131	5/11/2010 15:00	1500	7.26	28.68	5.271	235.5	351.1	61.86	5.358	10.92	0.232	0.013	0.013	336.8	78.1
131	5/11/2010 16:00	1600	6.681	31.35	5.55	243.7	212.5	-33.92	6.242	10.35	0.236	0.013	0.013	336.8	78.5
131	5/11/2010 17:00	1700	7.35	32.02	5.521	238.8	258.5	-36.58	6.721	10.28	0.237	0.012	0.012	336.5	78.5
131	5/11/2010 18:00	1800	7.03	32.76	5.055	237.2	123.8	25.09	7.06	10	0.238	0.013	0.013	336.8	78.8
131	5/11/2010 19:00	1900	6.862	33.29	4.282	240.7	80.1	11.8	7.23	9.05	0.238	0.013	0.013	336.7	78.8
131	5/11/2010 20:00	2000	7.09	33.7	3.2	216.5	52.07	8.8	7.2	8.42	0.237	0.012	0.012	336.6	78.8
131	5/11/2010 21:00	2100	6.896	35.42	3.233	214.8	6.087	2.291	7.1	7.74	0.236	0.013	0.013	336.7	78.9
131	5/11/2010 22:00	2200	5.772	38.86	4.056	233.5	-32.17	-9.15	6.912	6.669	0.235	0.012	0.012	336.6	78.9
131	5/11/2010 23:00	2300	4.911	41.98	3.559	243.4	-48.26	-16.94	6.585	5.546	0.234	0.011	0.011	336.5	78.9
131	5/12/2010 0:00	2400	3.768	47.05	1.932	219.7	-48.86	-20.53	6.164	4.604	0.232	0.012	0.012	336.6	79
132	5/12/2010 1:00	100	3.098	49.92	1.777	241.4	-45.8	-21.95	5.719	3.838	0.23	0.012	0.012	336.5	79
132	5/12/2010 2:00	200	2.339	54.78	0.809	117.2	-31.23	-20.68	5.286	3.281	0.229	0.013	0.013	336.5	79
132	5/12/2010 3:00	300	2.023	58.59	1.042	62.25	-30.63	-17.88	4.902	2.983	0.227	0.012	0.012	336.5	79
132	5/12/2010 4:00	400	2.069	58.01	0.899	90.4	-33.88	-18.9	4.581	2.592	0.226	0.012	0.012	336.5	79
132	5/12/2010 5:00	500	1.999	57.91	1.102	124.9	-30.63	-18.36	4.281	2.264	0.225	0.014	0.014	336.5	79
132	5/12/2010 6:00	600	1.86	60.03	0.63	84.2	-19.19	-15.01	4.005	2.13	0.223	0.013	0.013	336.5	79
132	5/12/2010 7:00	700	2.159	60.17	0.664	98	-2.623	-13.6	3.781	1.999	0.222	0.011	0.011	336.5	79
132	5/12/2010 8:00	800	2.946	57.07	0.749	152	47.01	-2.907	3.611	2.385	0.222	0.011	0.011	336.5	79
132	5/12/2010 9:00	900	3.166	59.47	3.444	159.2	95.8	8.14	3.588	3.183	0.222	0.012	0.012	336.3	79
132	5/12/2010 10:00	1000	3.295	57.94	3.479	171.2	124.6	14.27	3.732	4.013	0.222	0.011	0.011	336.4	79.1
132	5/12/2010 11:00	1100	4.094	54	3.316	170.5	204	25.48	3.982	5.092	0.223	0.01	0.01	336.6	79.3
132	5/12/2010 12:00	1200	4.703	50.11	3.696	185.1	204.3	36.59	4.363	6.604	0.224	0.012	0.012	336.4	79.3
132	5/12/2010 13:00	1300	4.823	51.24	3.181	177.3	164.5	33.04	4.862	7.34	0.226	0.011	0.011	336	79.3
132	5/12/2010 14:00	1400	4.158	61.01	4.225	233.1	164	24.58	5.321	7.41	0.228	0.012	0.012	336.4	79.7
132	5/12/2010 15:00	1500	3.917	66.46	3.211	223.3	192.1	29.82	5.663	7.83	0.228	0.013	0.013	336.3	79.7
132	5/12/2010 16:00	1600	3.558	75.4	2.711	156.4	86.3	20.95	6.008	7.93	0.229	0.013	0.013	336.2	79.7
132	5/12/2010 17:00	1700	5.268	59.63	3.146	172.3	203.7	28.13	6.252	8.17	0.23	0.011	0.011	336.2	79.7
132	5/12/2010 18:00	1800	6.213	48.71	4.044	201.4	187.2	36.15	6.546	9.24	0.231	0.014	0.014	336	79.7
132	5/12/2010 19:00	1900	6.898	44.64	4.238	201.3	166.3	27.71	6.931	9.24	0.232	0.011	0.011	336	79.7
132	5/12/2010 20:00	2000	6.946	42.63	4.82	185	88.7	18.3	7.22	8.96	0.233	0.011	0.011	336.2	79.9
132	5/12/2010 21:00	2100	6.054	45.27	5.534	177.9	-18.28	-0.196	7.35	7.86	0.233	0.012	0.012	335.9	79.9
132	5/12/2010 22:00	2200	5.132	50.77	4.611	172.6	-27.31	-11.46	6.719	6.52	0.232	0.012	0.012	336.1	80.1
132	5/12/2010 23:00	2300	4.994	56.21	4.558	204.3	-26.06	-14.98	6.834	5.995	0.231	0.012	0.012	336.3	80.1
132	5/13/2010 0:00	2400	3.599	66.8	2.955	215.5	-30.02	-20.11	6.476	4.623	0.229	0.013	0.013	336.1	80.3
133	5/13/2010 1:00	100	3.041	57.02	3.129	232.7	-36.44	-19.39	5.987	4.03	0.227	0.012	0.012	336	80.3
133	5/13/2010 2:00	200	2.596	56	4.389	235.4	-36.19	-20.29	5.585	3.46	0.226	0.012	0.012	335.9	80.3
133	5/13/2010 3:00	300	2.064	56.93	4.67	223.7	-54.83	-22.71	5.206	2.873	0.224	0.012	0.012	336	80.4
133	5/13/2010 4:00	400	1.649	54.1	3.45	238.9	-36.14	-22.89	4.829	2.312	0.223	0.012	0.012	335.8	80.4
133	5/13/2010 5:00	500	1.063	52.93	5.36	248.9	-30.51	-21.1	4.468	1.986	0.222	0.012	0.012	335.5	80.4
133	5/13/2010 6:00	600	0.076	60.55	5.377	248.9	-23.69	-21.27	4.15	1.634	0.22	0.012	0.012	335.8	80.7
133	5/13/2010 7:00	700	-0.674	67.21	5.704	256.4	-6.036	-19.3	3.858	1.355	0.219	0.013	0.013	335.7	80.7
133	5/13/2010 8:00	800	-1.066	66.92	5.83	260	49.19	-16.97	3.597	1.215	0.219	0.012	0.012	335.7	80.7
133	5/13/2010 9:00	900	-0.505	58.65	6.095	240	137.8	-6.147	3.393	1.585	0.218	0.013	0.013	335.9	80.9
133	5/13/2010 10:00	1000	-0.312	55.14	6.556	231.6	146.5	6.342	3.358	2.628	0.217	0.011	0.011	336	81
133	5/13/2010 11:00	1100	0.067	54.58	5.488	238.5	179.3	12.2	3.488	3.338	0.218	0.011	0.011	335.7	81
133	5/13/2010 12:00	1200	0.75	51.38	3.858	233.7	153.1	17.13	3.671	4.143	0.219	0.015	0.015	335.8	81.1
133	5/13/2010 13:00	1300	2.232	46.63	5.462	233.1	405.4	35.43	3.946	5.507	0.22	0.01	0.01	335.8	81.1
133	5/13/2010 14:00	1400	3.825	42.06	5.084	252.2	503.8	70.5	4.47	8.77	0.221	0.015	0.015	335.6	81.1
133	5/13/2010 15:00	1500	4.439	40.21	4.93	253.3	491.2	73.6	5.509	11.03	0.224	0.016	0.016	335.5	81.1
133	5/13/2010 16:00	1600	4.546	44.46	5.446	271.1	621.1	62.41	6.691	12.03	0.221	0.017	0.017	335.2	81.1
133	5/13/2010 17:00	1700	3.32	51.82	3.799	248.5	152.8	27.11	7.56	10.79	0.232	0.011	0.011	335.7	81.6
133	5/13/2010 18:00	1800	3.103	55.59	3.521	271.7	106.9	17.92	7.86	9.85	0.233	0.014	0.014	335.4	81.6
133	5/13/2010 19:00	1900	3.126	57.37	3.463	250.2	95.9	12.29	7.9	9.15	0.232	0.014	0.014	335.4	81.6
133	5/13/2010 20:00	2000	3.589	51.6	3.287	259.9	53.92	6.447	7.84	8.48	0.232	0.013	0.013	335.4	81.6
133	5/13/2010 21:00	2100	3.722	48.72	2.744	264.7	18.32	-1.086	7.69	7.61	0.231	0.012	0.012	335.4	81.6
133	5/13/2010 22:00	2200	3.616	48.68	1.805	235.5	-46.14	-10.3	7.45	6.656	0.23	0.012	0.012	335.5	81.7
133	5/13/2010 23:00	2300	2.359	52.96	1.806	235.4	-73.6	-23.88	7.09	5.256	0.228	0.012	0.012	335.4	81.7
134	5/14/2010 0:00	2400	1.37	57.33	1.004	135.9	-75.7	-31.1	6.73	3.932	0.226	0.014	0.014	335.4	81.7
134	5/14/2010 1:00	100	0.967	57.1	0.994	279.1	-74.5	-33.49	5.992	2.876	0.224	0.011	0.011	335.4	81.7
134	5/14/2010 2:00	200	0.796	54.19	0.9	6.167	-72.6	-34.13	5.405	2.038	0.222	0.011	0.011	335.4	81.7
134	5/14/2010 3:00	300	0.681	50.87	1.033	126.1	-72.5	-33.12	4.846	1.353	0.22	0.014	0.014	335.4	81.7
134	5/1														



Faro Meteorological Data January 01 - December 31, 2010



Faro Climate Station - 2010 data

Note: Cumulative precipitation is calculated in column 'V', while raw instrument numbers are seen in column 'U'.

-0.1

Julian Day	Date	HR	Tair	RH %	WindV	WindD	NetRad	SoilHF	SoilT2	SoilT3	Soil W	SnoD	Precip	Precip (rev)
136	5/16/2010 10:00	1000	1.198	61.3	4.105	246.5	255.1	18.1	4.78	4.21	0.218	0.014	336.1	85.8
136	5/16/2010 11:00	1100	2.081	60.3	4.551	249.5	270.5	37.92	5.095	6.293	0.212	0.012	336.1	86.5
136	5/16/2010 12:00	1200	2.72	58.83	4.524	248	363.7	44.13	5.474	8.03	0.221	0.011	335.9	85.8
136	5/16/2010 13:00	1300	3.131	58.61	4.848	260.2	315.8	36.66	5.923	8.77	0.224	0.012	336.1	86
136	5/16/2010 14:00	1400	3.591	57.2	4.565	274.3	291.5	33.26	6.435	9.22	0.226	0.012	335.6	86
136	5/16/2010 15:00	1500	4.531	52.28	4.675	269.9	313.4	36.72	6.947	9.72	0.228	0.012	335.9	86.3
136	5/16/2010 16:00	1600	5.331	48.81	5.034	271.8	366.3	36.54	7.48	10.26	0.23	0.015	335.6	86.3
136	5/16/2010 17:00	1700	6.408	42.21	4.649	258	404.8	55.29	8.01	11.81	0.231	0.015	335.7	86.4
136	5/16/2010 18:00	1800	6.683	39.19	3.59	264.3	229.6	47.08	8.7	12.63	0.233	0.015	335.6	86.4
136	5/16/2010 19:00	1900	6.9	35.61	3.234	292.5	156	24.97	9.26	11.83	0.236	0.011	335.7	86.5
136	5/16/2010 20:00	2000	7.13	35.94	2.56	288.4	87.8	12.91	9.53	11.01	0.236	0.013	335.7	86.5
136	5/16/2010 21:00	2100	7.24	35.82	1.858	277	52.21	-4.513	9.64	10.1	0.236	0.01	335.7	86.5
136	5/16/2010 22:00	2200	6.718	37.41	1.074	281.1	-53.16	-8.87	9.55	9.02	0.236	0.013	335.7	86.5
136	5/16/2010 23:00	2300	4.645	49.32	0.785	44.85	-73.8	-24.13	9.2	7.44	0.234	0.014	335.7	86.5
136	5/17/2010 0:00	2400	2.644	55.12	1.85	27.55	-72.5	-34.64	8.65	5.88	0.232	0.014	335.8	86.6
137	5/17/2010 1:00	100	1.886	57.72	1.767	22.21	-71.3	-37.49	7.99	4.642	0.23	0.014	335.7	86.6
137	5/17/2010 2:00	200	1.255	59.81	1.531	17.86	-70.3	-37.65	7.32	3.694	0.227	0.014	335.7	86.6
137	5/17/2010 3:00	300	0.628	62.04	1.687	11.88	-68.86	-37.54	6.683	2.908	0.224	0.014	335.7	86.6
137	5/17/2010 4:00	400	0.288	64.08	1.267	8.53	-66.62	-36.79	6.094	2.247	0.222	0.014	335.7	86.6
137	5/17/2010 5:00	500	-0.115	67.69	0.654	18.09	-66.12	-34.5	5.557	1.746	0.221	0.014	335.7	86.6
137	5/17/2010 6:00	600	-0.051	66.4	0.733	17.21	-54.95	-29.7	5.101	1.508	0.219	0.015	335.7	86.6
137	5/17/2010 7:00	700	1.715	57.9	0.91	38.96	1.31	-25.31	4.722	1.381	0.218	0.011	335.7	86.6
137	5/17/2010 8:00	800	4.97	43.4	0.732	55.6	75.1	-14.54	4.434	1.787	0.217	0.007	335.7	86.6
137	5/17/2010 9:00	900	7.52	35.39	0.661	107.7	160.3	11.42	4.394	3.184	0.216	0.01	335.7	86.6
137	5/17/2010 10:00	1000	7.76	32.32	0.577	275.5	245	45.08	4.746	6.044	0.218	0.009	335.6	86.6
137	5/17/2010 11:00	1100	8.42	32.43	0.894	127.7	232.6	67.85	5.473	9.13	0.22	0.013	335.5	86.6
137	5/17/2010 12:00	1200	8.81	32.9	2.106	161.9	422.1	70.4	6.224	10.95	0.223	0.008	335.5	86.6
137	5/17/2010 13:00	1300	9.65	30.66	2.387	109.6	374	81.6	7.03	13.47	0.225	0.01	335.5	86.6
137	5/17/2010 14:00	1400	10.35	28.72	2.322	156.1	442	86.7	8.02	15.3	0.229	0.01	335.5	86.6
137	5/17/2010 15:00	1500	10.55	28.65	2.565	69.69	269.2	63.48	9.2	15.87	0.233	0.01	335.5	86.6
137	5/17/2010 16:00	1600	11.24	25.01	2.174	149.2	257.7	69.04	10.21	16.3	0.237	0.013	335.3	86.6
137	5/17/2010 17:00	1700	12.34	23.55	2.775	114.6	331.1	61.32	10.97	16.58	0.239	0.012	335.2	86.6
137	5/17/2010 18:00	1800	12.53	23.99	4.083	80.3	194.2	53.22	11.6	16.99	0.24	0.011	335.2	86.6
137	5/17/2010 19:00	1900	12.66	23.55	3.44	110.8	125.4	32.57	12.08	16.07	0.242	0.012	335	86.6
137	5/17/2010 20:00	2000	12.89	22.12	2.756	173.5	103.1	22.97	12.28	15.05	0.242	0.012	335.1	86.7
137	5/17/2010 21:00	2100	12.38	20.99	2.852	191.3	21.26	10.57	12.32	14.01	0.242	0.013	335	86.7
137	5/17/2010 22:00	2200	11	22.34	1.653	186.8	-56.29	-4.299	12.2	12.63	0.241	0.014	335	86.7
137	5/17/2010 23:00	2300	8.31	30.34	2.099	40.69	-74.3	-21.77	11.81	10.81	0.239	0.014	334.9	86.7
138	5/18/2010 0:00	2400	6.178	36.29	2.375	21.29	-76.3	-31.45	11.19	9.11	0.237	0.014	334.9	86.7
138	5/18/2010 1:00	100	6.258	38.13	1.907	24.6	-72.9	-33.44	10.48	7.81	0.234	0.014	334.9	86.7
138	5/18/2010 2:00	200	5.963	42.04	2.206	20.11	-68.12	-32.56	9.79	6.855	0.231	0.014	334.9	86.7
138	5/18/2010 3:00	300	5.896	45.13	2.233	20.67	-57.05	-29.57	9.15	6.184	0.229	0.014	334.6	86.7
138	5/18/2010 4:00	400	4.732	48.23	0.852	328.5	-59.35	-27.99	8.59	5.688	0.226	0.012	334.7	86.8
138	5/18/2010 5:00	500	4.264	51.42	1.176	1.571	-62.94	-30.5	8.11	5.013	0.225	0.014	334.7	86.8
138	5/18/2010 6:00	600	4.027	51.87	1.081	30.06	-40.89	-28.77	7.62	4.484	0.223	0.014	334.7	86.8
138	5/18/2010 7:00	700	5.463	48.11	0.54	112.3	-0.877	-17.12	7.19	4.559	0.222	0.012	334.7	86.8
138	5/18/2010 8:00	800	6.479	43.99	0.504	233.5	52	-8.38	6.919	4.995	0.221	0.012	334.7	86.8
138	5/18/2010 9:00	900	8.38	35.76	0.737	327.3	142.1	13.98	6.881	6.209	0.22	0.011	334.7	86.8
138	5/18/2010 10:00	1000	10.08	31.64	1.239	114.3	140.1	33.9	7.14	8.3	0.221	0.014	334.6	86.8
138	5/18/2010 11:00	1100	11.11	26.82	4.153	157.6	233.3	37.33	7.65	9.51	0.224	0.012	334.4	86.8
138	5/18/2010 12:00	1200	11.93	27.34	4.573	148.5	262.4	54.61	8.34	11.49	0.225	0.012	334.5	86.9
138	5/18/2010 13:00	1300	13.03	27.98	5.018	129.1	381	66.21	8.82	13.46	0.227	0.014	334.3	86.9
138	5/18/2010 14:00	1400	13.92	28.03	5.329	105.5	354.7	66.46	9.64	15.04	0.23	0.009	334.4	87
138	5/18/2010 15:00	1500	14.35	28.64	5.483	113.2	381.1	67.83	10.52	16.12	0.233	0.011	334.4	87
138	5/18/2010 16:00	1600	14.74	29.9	5.202	99.4	286.8	72.6	11.44	17.6	0.236	0.011	334.5	87.1
138	5/18/2010 17:00	1700	14.53	31.56	5.449	101.7	183	44.88	12.29	16.98	0.239	0.013	334.4	87.1
138	5/18/2010 18:00	1800	13.93	35.1	5.458	111.6	127.7	28.12	12.72	16.05	0.241	0.013	334.5	87.2
138	5/18/2010 19:00	1900	14.2	35.61	5.165	103.2	113.6	24.79	12.86	15.46	0.241	0.013	334.1	87.2
138	5/18/2010 20:00	2000	13.65	36.11	6.322	123.8	60.54	16.45	12.9	14.83	0.241	0.013	333.7	87.2
138	5/18/2010 21:00	2100	12.8	41.42	4.42	123.6	123.94	12.1	12.83	13.84	0.24	0.014	334	87.2
138	5/18/2010 22:00	2200	11.86	46.71	4.069	93.6	-24.05	0.037	12.62	12.88	0.239	0.014	334	87.2
138	5/18/2010 23:00	2300	10.79	53.64	4.683	104.1	-29.73	-6.671	12.31	11.88	0.238	0.014	334.2	87.7
138	5/19/2010 0:00	2400	9.91	59.09	4.856	99	-27.3	-9.49	11.93	11.05	0.236	0.014	334	87.7
139	5/19/2010 1:00	100	9.13	65.13	6.31	118.4	-41.13	-11.71	11.54	10.35	0.234	0.013	334.2	87.9
139	5/19/2010 2:00	200	8.61	68.75	3.976	109.1	-29.21	-13.19	11.15	9.67	0.233	0.014	333.9	87.9
139	5/19/2010 3:00	300	8.48	69.07	3.915	97.4	-25.16	-11.7	10.77	9.24	0.231	0.013	334.1	88.1
139	5/19/2010 4:00	400	7.94	72.8	5.231	121.3	-23.96	-11.17	10.44	8.88	0.23	0.013	333.8	88.1
139	5/19/2010 5:00	500	7.69	73.6	5.945	112.5	-22.8	-11.48	10.34	8.5	0.229	0.014	333.9	88.2
139	5/19/2010 6:00	600	7.1	71.6	3.51	129.2	-11.11	-9.87	9.87	8.25	0.228	0.014	334.2	88.5
139	5/19/2010 7:00	700	8.09	66.18	6.31	123.6	-1.912	-6.324	9.63	8.18	0.227	0.013	333.9	88.5
139	5/19/2010 8:00	800	8.66	60.57	5.966	114.6	39.37	-2.104	9.45	8.23	0.226	0.013	334.2	88.8
139	5/19/2010 9:00	900	9.47	53.86	6.081	109.8	74.6	9.11	9.35	8.85	0.226	0.013	334	88.8
139	5/19/2010 10:00	1000	9.17	53.5	6.581	118.2	72.9	8.97	9.39	9.19	0.226	0.013	333.9	88.8
139	5/19/2010 11:00	1100	8.68	56.95	6.756	104.9	81.5	9.14	9.46	9.42	0.226	0.013	333.6	88.8
139	5/19/2010 12:00	1200	8.85	56.26	6.544	106.7	130.6	13.92	9.54	9.77	0.226	0.013	333.6	88.8
139	5/19/2010 13:00	1300	9.49	53.3	6.453	117.1	165.9	21.71	9.68	10.51	0.227	0.		



Faro Meteorological Data

January 01 - December 31, 2010



Faro Climate Station - 2010 data

Note: Cumulative precipitation is calculated in column 'V', while raw instrument numbers are seen in column 'U'.

-0.1

Julian Day	Date	Hr	Tair	RH %	WindV	WindD	NetRad	SoilHF	SoilT2	SoilT3	Soil W	SnoD	Precip	Precip (rev)
141	5/21/2010 15:00	1500	9.96	50.28	2.478	255.6	336.6	63	10.26	9.16	0.243	0.01	337.7	95.2
141	5/21/2010 16:00	1600	10.2	48.12	1.783	235.3	212.6	56.6	10.97	14.94	0.246	0.012	337.5	95.1
141	5/21/2010 17:00	1700	9.54	54.46	2.351	249.3	160	22.39	11.63	13.76	0.249	0.008	337.6	95.3
141	5/21/2010 18:00	1800	10.33	54.27	3.109	282.4	409.8	51.51	11.86	14.61	0.249	0.013	337.5	95.3
141	5/21/2010 19:00	1900	10.77	53.27	3.442	121.4	244.4	56.39	12.31	16.16	0.25	0.012	337.8	95.6
141	5/21/2010 20:00	2000	8.34	62.99	4.939	77.1	31.91	2.493	12.86	13.98	0.252	0.013	337.8	95.6
141	5/21/2010 21:00	2100	7.28	71.9	1.915	32.87	-52.3	-17.17	12.73	11.71	0.251	0.009	337.8	95.6
141	5/21/2010 22:00	2200	7.49	71.4	0.962	330.1	-48.11	-15.12	12.22	10.61	0.248	0.009	337.8	95.6
141	5/21/2010 23:00	2300	6.56	76	0.845	313.4	-74.7	-20.38	11.68	9.65	0.246	0.012	337.9	95.7
141	5/22/2010 0:00	2400	5.151	76.2	1.31	343.4	-82.2	-30.59	11.11	8.34	0.243	0.012	337.9	95.7
142	5/22/2010 1:00	100	4.615	78.3	0.87	211.75	-69.59	-32.98	10.49	7.27	0.241	0.012	337.8	95.7
142	5/22/2010 2:00	200	4.143	82.5	0.841	358.6	-59.19	-29.89	9.88	6.603	0.239	0.012	337.8	95.7
142	5/22/2010 3:00	300	3.776	84	0.522	351.1	-64.32	-30.27	9.33	6.013	0.237	0.011	337.8	95.7
142	5/22/2010 4:00	400	3.535	80.9	1.182	20.9	-67.08	-31.53	8.84	5.385	0.235	0.011	337.8	95.7
142	5/22/2010 5:00	500	3.33	80.9	1.084	24.35	-62.41	-31.56	8.36	4.816	0.233	0.012	337.8	95.7
142	5/22/2010 6:00	600	3.039	83.3	0.859	350.8	-49.81	-28.83	7.9	4.435	0.231	0.012	337.8	95.7
142	5/22/2010 7:00	700	3.393	81.3	0.766	345.1	-22.63	-23.47	7.51	4.3	0.23	0.012	337.8	95.7
142	5/22/2010 8:00	800	4.495	77	0.579	133.8	29.2	-12.73	7.21	4.644	0.229	0.011	337.9	95.8
142	5/22/2010 9:00	900	8.06	62.68	0.322	134.4	170.4	15.06	7.11	6.034	0.228	0.011	337.8	95.8
142	5/22/2010 10:00	1000	8.87	58.96	0.467	268.1	231.5	41.58	7.43	8.54	0.23	0.011	337.8	95.8
142	5/22/2010 11:00	1100	10.04	52.27	1.345	269.5	267.5	60.32	8.08	11.11	0.232	0.012	337.7	95.8
142	5/22/2010 12:00	1200	10.59	49.49	1.256	306.3	180.9	53.53	8.86	12.45	0.235	0.012	337.6	95.8
142	5/22/2010 13:00	1300	11.38	44.41	1.062	23.9	309.9	42.73	9.53	12.54	0.237	0.008	337.7	95.9
142	5/22/2010 14:00	1400	11.73	40.8	2.022	163.5	235.1	61.62	10.16	14.43	0.239	0.01	337.7	95.9
142	5/22/2010 15:00	1500	12.18	38.78	1.193	85.7	224.8	49.84	10.92	14.71	0.242	0.009	337.6	95.9
142	5/22/2010 16:00	1600	12.66	36.52	1.453	175.7	287.4	51.47	11.54	15.24	0.244	0.01	337.6	95.9
142	5/22/2010 17:00	1700	13.76	31.64	1.588	134.6	321.7	73.19	12.16	17.06	0.246	0.01	337.5	95.9
142	5/22/2010 18:00	1800	14.15	30.16	1.156	89.1	212	66.7	12.99	18.09	0.248	0.01	337.5	95.9
142	5/22/2010 19:00	1900	13.16	31.99	1.435	17.77	63.31	26.63	13.7	16.67	0.251	0.011	337.5	95.9
142	5/22/2010 20:00	2000	13.25	31.54	0.842	345.8	62.75	13.13	13.86	15.24	0.251	0.008	337.4	95.9
142	5/22/2010 21:00	2100	13.53	31.91	1.597	218.1	64.89	13.96	13.77	14.64	0.25	0.011	337.4	95.9
142	5/22/2010 22:00	2200	12.28	35.71	1.719	197.4	-25.14	3.671	13.66	13.87	0.249	0.011	337.3	95.9
142	5/22/2010 23:00	2300	10.87	43.15	1.333	132.8	-53.22	-15.42	13.4	12.24	0.248	0.012	337.4	96
142	5/23/2010 0:00	2400	8.98	49.65	0.957	62.44	-72.7	-25	12.91	10.8	0.246	0.011	337.3	96
143	5/23/2010 1:00	100	6.92	55.19	2.487	174.65	-69.26	-33.2	12.3	9.38	0.243	0.011	337.2	96
143	5/23/2010 2:00	200	5.985	59.3	1.759	19.37	-64.96	-35	11.63	8.23	0.24	0.012	337.3	96.1
143	5/23/2010 3:00	300	5.508	62.45	1.02	14.67	-47.66	-31.31	10.97	7.5	0.237	0.012	337.2	96.1
143	5/23/2010 4:00	400	5.469	64.27	0.555	39.24	-52.16	-29.37	10.39	6.99	0.235	0.011	337.3	96.2
143	5/23/2010 5:00	500	5.623	62.86	1.252	9.25	-29.34	-25.46	9.88	6.62	0.233	0.011	337.2	96.2
143	5/23/2010 6:00	600	5.107	65.71	1.187	353.6	-30.11	-21.84	9.46	6.463	0.232	0.012	337.2	96.2
143	5/23/2010 7:00	700	5.812	65.12	0.957	39.16	-1.559	-16.13	9.11	6.398	0.231	0.012	337.2	96.2
143	5/23/2010 8:00	800	7.17	60.59	0.463	91.4	26.56	-5.544	8.87	6.825	0.229	0.01	337.2	96.2
143	5/23/2010 9:00	900	8.51	50.74	0.718	321.9	127.4	11.94	8.57	7.83	0.229	0.009	337.2	96.2
143	5/23/2010 10:00	1000	8.88	56.15	1.482	274.5	107.9	24.65	8.94	9.29	0.23	0.014	337.1	96.2
143	5/23/2010 11:00	1100	9.54	55.16	1.95	197.4	157.4	27.07	9.29	10.14	0.231	0.011	337.2	96.2
143	5/23/2010 12:00	1200	11.15	51.06	2.23	158.7	359.9	64.13	9.68	12.69	0.232	0.008	337.1	96.4
143	5/23/2010 13:00	1300	11.44	49.72	2.923	126.5	236.8	65.19	10.3	14.84	0.234	0.01	337.1	96.4
143	5/23/2010 14:00	1400	11.84	49.21	2.932	123.1	468	54.06	11.03	14.96	0.237	0.005	337.1	96.4
143	5/23/2010 15:00	1500	13.55	43.24	3.657	89.5	540.6	85.2	11.85	17.63	0.239	0.007	336.9	96.4
143	5/23/2010 16:00	1600	12.17	45.9	5.006	64.65	58.82	58.11	13.11	18.62	0.243	0.011	337	96.5
143	5/23/2010 17:00	1700	8.31	67.14	5.138	323.7	2.781	-3.586	13.82	15.21	0.247	0.012	336.9	96.5
143	5/23/2010 18:00	1800	8.7	62	2.814	313.4	93.7	-2.893	13.6	13.57	0.246	0.01	336.9	96.5
143	5/23/2010 19:00	1900	10.01	58.13	1.322	278.4	129.9	17.62	13.27	13.92	0.244	0.011	336.8	96.5
143	5/23/2010 20:00	2000	13.16	44.31	1.823	55.11	149.1	26.12	13.22	14.54	0.243	0.005	336.7	96.5
143	5/23/2010 21:00	2100	13.6	34.12	1.317	87	46.54	15.45	13.41	14.32	0.243	0.01	336.7	96.5
143	5/23/2010 22:00	2200	13.23	37.2	2.02	82.6	-22.15	2.529	13.5	13.48	0.244	0.009	336.7	96.5
143	5/23/2010 23:00	2300	10.1	49.68	1.377	27.31	-30.93	-9.76	13.31	12.29	0.242	0.014	336.6	96.5
143	5/24/2010 0:00	2400	9.65	47.47	2.532	69.69	-50.26	-16.24	12.93	11.25	0.241	0.011	336.7	96.6
144	5/24/2010 1:00	100	7.7	55.83	2.332	18.76	-65.85	-26.58	12.47	10.03	0.239	0.012	336.7	96.6
144	5/24/2010 2:00	200	7.43	57.32	2.265	49.24	-38.49	-25.79	12.24	9.12	0.239	0.012	336.7	96.6
144	5/24/2010 3:00	300	7.15	53.77	1.01	130.8	-31.11	-22.28	11.41	8.63	0.235	0.012	336.5	96.6
144	5/24/2010 4:00	400	6.938	50.29	1.228	354.9	-52.07	-22.57	10.97	8.19	0.233	0.008	336.6	96.7
144	5/24/2010 5:00	500	6.179	53.23	1.086	341.8	-50.75	-27.35	10.56	7.45	0.232	0.009	336.6	96.7
144	5/24/2010 6:00	600	5.319	56.41	1.076	336.4	-51.62	-27.81	10.12	6.877	0.23	0.011	336.6	96.7
144	5/24/2010 7:00	700	6.019	53.75	0.698	162.1	6.515	-18.41	9.7	6.731	0.229	0.01	336.6	96.7
144	5/24/2010 8:00	800	7.93	46.94	0.898	149.4	85.3	-9.93	9.42	7.09	0.227	0.007	336.7	96.8
144	5/24/2010 9:00	900	8.97	50.28	1.465	152.6	167.3	11.31	9.42	8.09	0.227	0.01	336.6	96.8
144	5/24/2010 10:00	1000	11.02	47.14	1.395	168.1	268.3	45.39	9.84	10.72	0.228	0.015	336.8	97
144	5/24/2010 11:00	1100	11.1	46.16	2.975	171.4	324.8	63.77	10.37	13.5	0.23	0.011	336.2	97.1
144	5/24/2010 12:00	1200	12.86	33.64	4.402	106.2	485.1	80	11.06	15.86	0.233	0.012	336.5	97.3
144	5/24/2010 13:00	1300	13.6	25.57	3.558	94.1	457	91.7	11.86	18.34	0.235	0.014	336.7	97.5
144	5/24/2010 14:00	1400	13.9	25.64	3.796	121.2	536.6	91.9	12.91	20	0.239	0.009	336.2	97.5
144	5/24/2010 15:00	1500	14.5	23.48	2.67	116.9	523.1	92.8	14.18	21.42	0.244	0.014	336.2	97.5
144	5/24/2010 16:00	1600	14.18	24.73	2.319	151.9	196.2	76.6	15.55	22.44	0.248	0.014	336.3	97.6
144	5/24/2010 17:00	1700	13.67	27.26	2.364	75.3	52.81	35.76	16.45	20.64	0.252	0.011	336.3	97.6
144	5/24/2010 18:00	1800	13.34	27.65	2.318	80.8	55.69	12.59	16.63	18.57				



Faro Meteorological Data

January 01 - December 31, 2010



Faro Climate Station - 2010 data

Note: Cumulative precipitation is calculated in column 'V', while raw instrument numbers are seen in column 'U'.

-0.1

Julian Day	Date	Hr	Tair	RH %	WindV	WindD	Soil1	SoilHF	SoilT2	SoilT3	Soil W	SnoD	Precip	Precip (rev)
146	5/26/2010 20:00	2000	17.49	14.46	4.187	129.4	15.41	22.81	19.21	21.38	0.253	0.01	333.4	99.4
146	5/26/2010 21:00	2100	16.48	16.05	4.057	115.3	16.61	21.85	19.27	20.24	0.253	0.01	333.2	99.4
146	5/26/2010 22:00	2200	15.95	17.21	3.441	119.1	-33.69	-4.449	19.04	18.72	0.252	0.01	333.2	99.4
146	5/26/2010 23:00	2300	14.15	19.62	2.743	110.7	-78.9	-18.76	18.57	17.13	0.25	0.012	333.4	99.6
146	5/27/2010 0:00	2400	11.95	22.39	1.906	115.4	-88.8	-31.58	17.93	15.37	0.247	0.012	333	99.6
147	5/27/2010 1:00	100	9.52	27.7	1.945	34	-83.7	-37.42	17.19	13.87	0.244	0.011	333.2	99.8
147	5/27/2010 2:00	200	8.02	30.71	2.368	19.97	-80	-40.19	16.42	12.58	0.241	0.011	333	99.8
147	5/27/2010 3:00	300	7.57	31.84	1.758	16.65	-78.1	-40.53	15.66	11.53	0.238	0.011	333	99.8
147	5/27/2010 4:00	400	7.02	33.51	1.49	0.433	-77.2	-40.39	14.94	10.63	0.236	0.012	332.9	99.8
147	5/27/2010 5:00	500	6.585	35.77	1.336	359.1	-71.9	-39.51	14.27	9.87	0.233	0.013	332.9	99.8
147	5/27/2010 6:00	600	6.531	37.07	0.706	20.21	-56.72	-37.15	13.65	9.28	0.231	0.012	332.9	99.8
147	5/27/2010 7:00	700	8.53	31.91	1.002	24.72	2.18	-22.37	13.11	9.34	0.229	0.012	332.9	99.8
147	5/27/2010 8:00	800	11.83	26.59	0.864	91.9	78.1	-10.59	12.77	9.91	0.228	0.008	332.8	99.8
147	5/27/2010 9:00	900	13.86	23.87	1.175	125.2	159.8	14.43	12.75	11.13	0.228	0.013	332.8	99.8
147	5/27/2010 10:00	1000	13.94	23.8	3.956	150.7	244.7	41.61	13.1	13.62	0.229	0.015	332.7	99.8
147	5/27/2010 11:00	1100	14.61	23.08	4.822	128.9	323.2	57.08	13.69	15.93	0.232	0.015	332.8	99.9
147	5/27/2010 12:00	1200	15.4	21.48	4.278	117.2	289	71	14.29	18.15	0.233	0.011	332.3	99.9
147	5/27/2010 13:00	1300	15.77	20.19	5.299	107.6	328.3	71.9	14.88	19.92	0.236	0.011	332.8	100.4
147	5/27/2010 14:00	1400	15.88	20.38	5.954	113.4	303.5	61.99	15.6	20.54	0.239	0.013	332.4	100.4
147	5/27/2010 15:00	1500	16.57	19.23	5.417	122.9	408.7	54.97	16.32	20.57	0.241	0.014	332.4	100.4
147	5/27/2010 16:00	1600	17.61	16.74	5.041	121.6	422	77.9	17.02	22.57	0.244	0.015	332.2	100.4
147	5/27/2010 17:00	1700	17.94	16.36	4.836	120.4	364.5	75.3	19.22	23.76	0.247	0.013	332	100.4
147	5/27/2010 18:00	1800	18.36	15.95	5.186	111.9	315.7	65.74	18.76	24.19	0.249	0.011	331.4	100.4
147	5/27/2010 19:00	1900	18.28	14.48	4.289	128.5	196.3	47.47	19.42	23.76	0.251	0.012	331.6	100.6
147	5/27/2010 20:00	2000	18.22	15.04	4.218	127	109.8	24.42	19.81	22.42	0.252	0.009	331.8	100.8
147	5/27/2010 21:00	2100	17.81	15.36	4.025	119.1	28.79	9.99	19.92	20.91	0.253	0.012	331.3	100.8
147	5/27/2010 22:00	2200	17.09	16.77	3.727	113.1	-32.9	-1.227	19.75	19.56	0.251	0.011	331.4	100.8
147	5/27/2010 23:00	2300	15.02	20.36	2.164	117.3	-77.1	-16.48	19.34	17.95	0.25	0.012	331.4	100.9
147	5/28/2010 0:00	2400	12.39	24.58	1.661	73.1	-87.1	-30.13	18.73	16.2	0.248	0.013	331.3	100.9
148	5/28/2010 1:00	100	10.41	28.73	1.687	41.72	-81.7	-36.4	18.01	14.68	0.244	0.012	331.3	100.9
148	5/28/2010 2:00	200	9.52	30.92	1.627	32.21	-76.4	-38.28	17.26	13.46	0.241	0.011	331.1	100.9
148	5/28/2010 3:00	300	8.81	33.96	1.944	26.8	-74.2	-38.38	16.52	12.46	0.239	0.012	331.1	100.9
148	5/28/2010 4:00	400	8.2	37.36	1.902	21.8	-72.7	-37.95	15.83	11.61	0.236	0.012	331	100.9
148	5/28/2010 5:00	500	7.67	39.6	1.347	51.99	-66.15	-37.17	15.19	10.88	0.234	0.012	330.9	100.9
148	5/28/2010 6:00	600	8.67	37.06	1.131	55.48	-35.81	-31.9	14.6	10.44	0.232	0.013	331	101
148	5/28/2010 7:00	700	10.55	32.1	1.367	91.1	6.739	-17.38	14.11	10.67	0.23	0.011	331	101
148	5/28/2010 8:00	800	12.56	28.13	2.142	133.8	76.2	-7.62	13.83	11.17	0.229	0.012	330.9	101
148	5/28/2010 9:00	900	13.51	25.7	2.983	154.7	158.9	13.19	13.82	12.28	0.229	0.013	330.7	101
148	5/28/2010 10:00	1000	14.08	24.8	4.742	126.3	247	36.75	14.12	14.41	0.231	0.011	330.7	101
148	5/28/2010 11:00	1100	14.77	23.33	5.514	125.1	328.4	53.02	14.63	16.57	0.232	0.011	331	101.3
148	5/28/2010 12:00	1200	15.41	21.62	5.853	130.8	394.6	64.77	15.16	18.6	0.234	0.013	330.8	101.3
148	5/28/2010 13:00	1300	16.12	21.05	5.905	131.1	437.2	73.7	15.69	20.45	0.236	0.011	330.4	101.3
148	5/28/2010 14:00	1400	16.42	19.67	6.077	136.5	461.1	70.3	16.43	21.72	0.239	0.014	330.2	101.3
148	5/28/2010 15:00	1500	16.97	19.57	5.007	156.5	450	70.5	17.37	22.53	0.242	0.01	329.8	101.3
148	5/28/2010 16:00	1600	17.46	16.42	4.663	156.8	375.2	78.5	18.37	24.2	0.246	0.013	330.2	101.7
148	5/28/2010 17:00	1700	18.03	16.76	3.997	199	359.6	75.8	19.29	24.98	0.249	0.012	329.9	101.7
148	5/28/2010 18:00	1800	18.16	16.69	3.105	187.9	230.1	67.28	20.08	25.47	0.251	0.016	329.6	101.7
148	5/28/2010 19:00	1900	18.36	16.31	3.358	198.6	201	47.43	20.7	24.81	0.254	0.014	329.6	101.7
148	5/28/2010 20:00	2000	18.21	16.31	3.478	198.8	107.3	25.84	21.05	23.58	0.254	0.013	329.2	101.7
148	5/28/2010 21:00	2100	17.91	16.73	2.765	191.8	27.5	10.45	21.17	22.06	0.254	0.012	329.1	101.7
148	5/28/2010 22:00	2200	17.4	19.17	2.518	174.1	-34.13	0.772	21.01	20.77	0.253	0.011	329.2	101.8
148	5/28/2010 23:00	2300	15.63	21.54	1.776	128.1	-77.8	-15.62	20.61	19.13	0.251	0.013	329.2	101.8
148	5/29/2010 0:00	2400	12.79	27.76	1.476	48.2	-84	-30.24	20	17.32	0.249	0.013	329.1	101.8
149	5/29/2010 1:00	100	11.22	31.85	1.813	25.5	-79.9	-35.94	19.26	15.8	0.246	0.012	329.1	101.8
149	5/29/2010 2:00	200	10.16	35.62	2.077	27.08	-75.9	-37.52	18.49	14.59	0.243	0.012	329	101.8
149	5/29/2010 3:00	300	9.27	39.66	1.759	21.19	-67.02	-37.41	17.74	13.6	0.24	0.012	328.9	101.8
149	5/29/2010 4:00	400	8.93	41.57	1.735	16.67	-59.04	-34.62	17.05	12.88	0.238	0.013	328.8	101.8
149	5/29/2010 5:00	500	8.85	42.71	1.463	13.02	-41.71	-30.97	16.43	12.36	0.235	0.012	328.8	101.8
149	5/29/2010 6:00	600	9.48	42.07	1.169	17.68	-18.31	-23.94	15.89	12.17	0.234	0.012	328.7	101.8
149	5/29/2010 7:00	700	10.73	38.73	0.684	25.9	-66.2	-25.98	16.2	12.04	0.231	0.011	328.7	101.8
149	5/29/2010 8:00	800	13.74	29.88	1.174	108.1	83.7	4.552	15.25	13.23	0.231	0.008	328.7	101.8
149	5/29/2010 9:00	900	15.21	27.63	1.111	95.3	123.8	16.78	15.26	14.32	0.232	0.009	328.7	101.8
149	5/29/2010 10:00	1000	16.35	25.79	1.385	41.51	180.5	41.51	15.51	16.31	0.233	0.011	328.6	101.8
149	5/29/2010 11:00	1100	17.23	23.2	1.735	86	165.6	40.02	16	17.44	0.234	0.01	328.5	101.8
149	5/29/2010 12:00	1200	17.42	20.81	1.943	88.1	228	55.79	16.46	19	0.236	0.011	328.4	101.8
149	5/29/2010 13:00	1300	17.34	20.58	1.38	351.5	113	42.59	16.99	19.68	0.238	0.013	328.3	101.8
149	5/29/2010 14:00	1400	18.15	19.15	1.667	282.6	37.4	53.35	17.49	20.33	0.24	0.011	328.3	101.8
149	5/29/2010 15:00	1500	18.44	17.96	2.088	190.4	440.7	48.7	18.2	23.49	0.242	0.011	328.2	101.8
149	5/29/2010 16:00	1600	19.95	15.46	2.757	262	505.6	109.9	19.45	26.25	0.246	0.014	328	101.8
149	5/29/2010 17:00	1700	19.17	16.58	1.695	127.2	37.63	71.4	20.83	26.86	0.251	0.014	328	101.8
149	5/29/2010 18:00	1800	19.68	15.79	1.669	210.6	190.4	47.84	21.64	25.11	0.255	0.013	327.8	101.8
149	5/29/2010 19:00	1900	19.52	15.33	1.73	220.6	80.2	36.76	21.94	24.69	0.255	0.012	327.8	101.8
149	5/29/2010 20:00	2000	18.65	16.03	1.082	223.4	-33.24	6.502	22.07	22.75	0.255	0.011	327.7	101.8
149	5/29/2010 21:00	2100	18.44	17.34	1.093	291	-28.28	-5.257	21.8	20.91	0.254	0.009	327.5	101.8
149	5/29/2010 22:00	2200	18.27	18.44	1.732	1.975	-34.11	-2.54	21.33	19.99	0.252	0.011	327.5	101.8
149	5/29/													



Faro Meteorological Data January 01 - December 31, 2010



Faro Climate Station - 2010 data

Note: Cumulative precipitation is calculated in column 'V', while raw instrument numbers are seen in column 'U'.

-0.1

Julian Day	Date	Hr	Tair	RH 5%	WindV	WindD	NetRad	SoilHF	SoilT2	SoilT3	Soil W	SnoD	Precip	Precip (rev)
152	6/1/2010 1:00	100	10.84	45.58	2.267	28.98	-44.98	-30.74	19.84	16.5	0.244	0.013	322.2	102.6
152	6/1/2010 2:00	200	10.45	47.11	1.411	27.43	-53.67	-15.67	19.19	15.67	0.241	0.014	322.2	102.6
152	6/1/2010 3:00	300	10.13	47.6	1.866	20.71	-48.4	-30.5	18.59	14.87	0.239	0.012	322.2	102.6
152	6/1/2010 4:00	400	9.98	47.5	1.646	330.4	-42.8	-27.37	18.02	14.32	0.237	0.013	322.1	102.5
152	6/1/2010 5:00	500	9.76	49.42	0.654	48.6	-37.83	-25.94	17.52	13.86	0.235	0.013	322	102.4
152	6/1/2010 6:00	600	9.52	49.33	1.007	11.93	-25.31	-23.16	17.07	13.54	0.233	0.013	322	102.4
152	6/1/2010 7:00	700	10.26	45.93	0.961	54.22	-4.648	-17.98	16.69	13.43	0.232	0.012	321.9	102.3
152	6/1/2010 8:00	800	13.52	36.39	1.742	71.4	117.3	-6.435	16.41	13.73	0.231	0.01	321.9	102.3
152	6/1/2010 9:00	900	14.52	32.01	1.846	159.9	177.3	21.38	16.4	15.26	0.231	0.013	340	102.3
152	6/1/2010 10:00	1000	14.7	29.62	2.782	170.5	217.4	34.46	16.76	16.95	0.233	0.011	340.2	102.4
152	6/1/2010 11:00	1100	15.46	28.05	3.087	202	336.9	60.47	17.23	19.39	0.235	0.016	340.1	102.4
152	6/1/2010 12:00	1200	15.59	31.08	2.868	190.2	260.8	69.22	17.79	21.62	0.236	0.013	340.1	102.4
152	6/1/2010 13:00	1300	15.67	29.94	4.573	194.5	282.2	43.19	18.3	21.52	0.238	0.01	339.9	102.2
152	6/1/2010 14:00	1400	16.13	29.41	4.638	250.5	426.9	67.1	18.78	22.96	0.241	0.012	340	102.3
152	6/1/2010 15:00	1500	16.57	28.02	3.423	282.7	263.5	64.76	19.61	24.08	0.243	0.01	340.3	102.6
152	6/1/2010 16:00	1600	15.52	32.16	2.646	167.8	278.6	36.52	20.42	23.16	0.246	0.011	339.9	102.2
152	6/1/2010 17:00	1700	17.07	25.65	5.031	183.8	403.5	72.5	20.89	25.31	0.247	0.012	340.1	102.4
152	6/1/2010 18:00	1800	17.74	25.77	4.735	107.4	302.5	61.02	21.59	25.91	0.25	0.008	339.7	102
152	6/1/2010 19:00	1900	17.4	23.16	2.398	156.1	132.1	37.06	22.16	25.17	0.252	0.015	340	102.3
152	6/1/2010 20:00	2000	17.33	24.4	3.123	165.5	108	21.6	22.45	24.12	0.252	0.014	339.9	102.2
152	6/1/2010 21:00	2100	16.4	28.05	3.251	166.4	-19.7	1.734	22.5	22.56	0.253	0.013	340.1	102.4
152	6/1/2010 22:00	2200	15.92	30.83	1.914	237.5	-24.4	-10.68	22.22	20.85	0.251	0.012	339.9	102.2
152	6/1/2010 23:00	2300	14.65	34.03	1.937	279.9	-65.62	-16.33	21.7	19.69	0.249	0.012	340	102.3
152	6/2/2010 0:00	2400	12.05	42.64	1.182	3.019	-83	-31.19	21.11	18.08	0.246	0.013	340.1	102.4
153	6/2/2010 1:00	100	9.94	49.38	1.446	38.3	-79.8	-38.71	20.41	16.59	0.244	0.013	340.1	102.4
153	6/2/2010 2:00	200	9.09	52.19	2.04	23.8	-66.89	-40.18	18.66	15.4	0.241	0.013	339.9	102.2
153	6/2/2010 3:00	300	9.08	52.46	1.667	7.4	-50.86	-35.86	18.33	14.64	0.238	0.013	340.1	102.4
153	6/2/2010 4:00	400	8.93	53.09	1.183	348.6	-62.69	-34.19	18.29	14.05	0.236	0.012	340	102.3
153	6/2/2010 5:00	500	8.53	54.52	1.07	2.242	-67.22	-36.64	17.71	13.32	0.234	0.013	340.1	102.4
153	6/2/2010 6:00	600	8.24	55.41	0.819	10.07	-53.51	-35.67	17.15	12.71	0.232	0.012	340.1	102.4
153	6/2/2010 7:00	700	8.88	52.51	0.652	45.93	-22.06	-27.56	16.63	12.51	0.231	0.013	340.1	102.4
153	6/2/2010 8:00	800	9.63	48.98	0.723	288.5	34.6	-18.74	16.24	12.67	0.229	0.011	340.2	102.5
153	6/2/2010 9:00	900	11.18	43.29	0.926	240.4	72.9	2.942	16.02	13.59	0.229	0.012	340.1	102.4
153	6/2/2010 10:00	1000	12.48	38.62	1.15	280.2	147.4	19.02	16.05	14.9	0.229	0.011	340.2	102.5
153	6/2/2010 11:00	1100	14.72	32.17	2.701	236.7	278.6	42.83	16.32	17.03	0.23	0.01	340	102.3
153	6/2/2010 12:00	1200	17.41	25.76	4.147	128.5	386.2	67.15	16.83	19.75	0.232	0.017	340	102.3
153	6/2/2010 13:00	1300	17.38	24.83	5.623	128.9	303.1	72	17.47	21.97	0.235	0.009	341	103.3
153	6/2/2010 14:00	1400	16.64	27.23	4.932	60.64	183.3	35.56	18.21	21.37	0.238	0.01	340.5	102.8
153	6/2/2010 15:00	1500	17.02	26.27	5.495	54.49	180.1	28.99	18.72	21	0.24	0.014	340.5	102.8
153	6/2/2010 16:00	1600	17.58	22.34	5.382	94.2	147.6	29.31	19.06	21.03	0.241	0.012	340.1	102.4
153	6/2/2010 17:00	1700	15.37	26.98	6.257	79.2	112.8	7.43	19.29	19.94	0.242	0.013	341	103.3
153	6/2/2010 18:00	1800	16.65	25.9	6.74	77.4	176.7	23.4	19.29	20.26	0.241	0.013	341.1	103.4
153	6/2/2010 19:00	1900	17.12	24.72	6.676	86.5	123	19.8	19.39	20.27	0.241	0.012	340.7	103
153	6/2/2010 20:00	2000	18.1	21.09	4.535	80.6	132.9	12.54	19.5	19.91	0.241	0.009	341	103.3
153	6/2/2010 21:00	2100	16.5	25.78	6.513	68.17	38.22	8.2	19.58	19.56	0.242	0.012	340.8	103.1
153	6/2/2010 22:00	2200	15	28.31	3.978	49.81	-43.01	-7.38	19.55	18.45	0.242	0.012	340.8	103.1
153	6/2/2010 23:00	2300	13.68	30.42	4.286	53.37	-69.06	-22.35	19.25	17.01	0.241	0.013	340.8	103.1
153	6/3/2010 0:00	2400	12.39	32.92	3.648	50.78	-74.3	-28.82	18.75	15.78	0.239	0.013	340.9	103.2
154	6/3/2010 1:00	100	12.52	32.23	3.21	88.8	-57.2	-28.33	18.19	14.88	0.236	0.013	341.1	103.4
154	6/3/2010 2:00	200	12.36	35.6	3.623	73	-60.05	-24.89	17.65	14.39	0.234	0.013	340.9	103.2
154	6/3/2010 3:00	300	11.43	39.25	1.217	351.3	-57.26	-12.92	17.25	13.82	0.233	0.013	340.9	103.2
154	6/3/2010 4:00	400	10.21	44.25	1.172	73.4	-70.2	-30.46	16.75	13.13	0.231	0.013	340.9	103.2
154	6/3/2010 5:00	500	9.91	45.99	0.849	24.54	-64.94	-33.2	16.3	12.99	0.23	0.012	340.9	103.2
154	6/3/2010 6:00	600	9.29	49.92	0.528	34.58	-46.3	-31.23	15.83	11.88	0.228	0.012	341	103.3
154	6/3/2010 7:00	700	9.62	50.61	1.344	18.68	-5.091	-21.04	15.41	11.88	0.227	0.013	340.9	103.2
154	6/3/2010 8:00	800	11.48	44.19	0.486	320.4	68.61	-7.06	15.14	12.43	0.226	0.012	340.8	103.1
154	6/3/2010 9:00	900	13.04	40.35	1.427	151.1	114.4	9.28	15.12	13.49	0.226	0.012	341	103.3
154	6/3/2010 10:00	1000	13.68	39.15	4.089	168.3	188.6	20.96	15.34	14.83	0.227	0.014	341.1	103.4
154	6/3/2010 11:00	1100	14.95	37.07	3.931	164.6	335.7	53.25	15.7	17.32	0.228	0.019	341	103.3
154	6/3/2010 12:00	1200	15.29	36.61	3.195	168.3	245.3	64.84	15.72	17.23	0.23	0.013	340.9	103.2
154	6/3/2010 13:00	1300	16.04	34.1	3.356	182	301.7	65.04	16.84	21.06	0.234	0.014	340.5	102.8
154	6/3/2010 14:00	1400	12.19	52.37	5.371	3.149	-98.1	-8.5	17.48	19.99	0.235	0.013	344.4	106.7
154	6/3/2010 15:00	1500	9.06	79.4	2.719	304.2	-28.23	-49.69	17.45	14.98	0.237	0.01	345.3	107.6
154	6/3/2010 16:00	1600	9	83.2	3.008	275.7	51.48	-22.6	16.77	14.5	0.233	0.011	345.5	107.8
154	6/3/2010 17:00	1700	8.6	80.6	3.198	216.5	20.68	-13.85	16.35	14.53	0.233	0.013	346	108.3
154	6/3/2010 18:00	1800	7.02	85.5	1.955	231.4	-12.27	-30.61	16.09	13.52	0.234	0.011	347.7	110
154	6/3/2010 19:00	1900	6.914	83	2.49	220.3	69.06	-21.91	15.69	12.95	0.235	0.011	347.2	109.5
154	6/3/2010 20:00	2000	6.845	86.1	3.255	232.5	23.28	-17.18	15.38	13.05	0.242	0.01	347.6	109.6
154	6/3/2010 21:00	2100	6.401	78.3	1.607	241.4	-14.03	-28.44	15.18	12.26	0.252	0.01	347.4	109.7
154	6/3/2010 22:00	2200	6.026	78.6	1.745	249.9	-51.23	-32.64	14.86	11.54	0.256	0.01	347.7	110
154	6/3/2010 23:00	2300	5.296	83	2.212	233.9	-45.08	-36.08	14.46	10.81	0.257	0.01	347.7	110
154	6/4/2010 0:00	2400	4.791	84.8	2.001	253.5	-45.92	-36.71	14.03	10.17	0.257	0.012	347.6	109.9
155	6/4/2010 1:00	100	4.461	83.6	2.218	257.4	-52.76	-37.11	13.6	9.63	0.258	0.012	347.7	110
155	6/4/2010 2:00	200	4.053	83	1.831	267.6	-51.61	-37.81	13.18	9.09	0.258	0.012	347.7	110
155	6/4/2010 3:00	300	4.095	81.4	1.656	235.5	-47.96	-34.73	12.78	8.76	0.257	0.012	347.9	110.2
155	6/4/2010 4:00	400	3.743	81.9	1.279	233.7	-43.91	-35.07	12.42	8.3				



Faro Meteorological Data January 01 - December 31, 2010



Faro Climate Station - 2010 data
Note: Cumulative precipitation is calculated in column 'V', while raw instrument numbers are seen in column 'U'.

-0.1

Julian Day	Date	Hr	Tair	RH %	WindV	WindD	WindI	NetRad	SoilHF	SoilT2	SoilT3	Soil W	SnoD	Precip	Precip (rev)
157	6/6/2010 6:00	600	4.16	72.2	1.636	107.1	-8.97	-24.4	10.17	6.936	0.239	0.012	348	110.3	
157	6/6/2010 7:00	700	5.54	69.84	0.751	107.1	-14.05	-47.7	11.72	11.45	0.243	0.012	347.9	110.2	
157	6/6/2010 8:00	800	6.246	68.18	0.637	96.8	40.67	-5.918	9.76	7.58	0.237	0.013	348	110.3	
157	6/6/2010 9:00	900	6.889	67.77	0.376	111.3	94.1	6.129	9.76	8.38	0.237	0.012	348	110.3	
157	6/6/2010 10:00	1000	7.62	66	1.31	159.2	181.6	21.44	9.93	9.68	0.237	0.013	348	110.3	
157	6/6/2010 11:00	1100	8.24	60.89	2.176	175.3	256.9	37.03	10.28	11.36	0.238	0.011	348	110.3	
157	6/6/2010 12:00	1200	8.84	58.81	2.172	160.4	234.5	38.29	10.76	12.63	0.24	0.011	347.9	110.2	
157	6/6/2010 13:00	1300	9.04	56.13	1.76	281.7	89.4	27.61	11.25	13.06	0.242	0.012	347.9	110.2	
157	6/6/2010 14:00	1400	8.67	58.79	2.396	290.7	68.36	4.7	11.62	11.98	0.243	0.013	347.9	110.2	
157	6/6/2010 15:00	1500	8.60	60.66	1.58	285.8	60.58	2.07	11.72	11.45	0.243	0.012	347.9	110.2	
157	6/6/2010 16:00	1600	10.43	56.14	1.924	68.88	330.8	38.03	11.77	12.89	0.242	0.007	347.9	110.2	
157	6/6/2010 17:00	1700	10.37	56.26	2.606	68.17	149.5	37.59	12.2	14.49	0.243	0.012	347.9	110.2	
157	6/6/2010 18:00	1800	10.42	54.9	2.168	316.8	257.3	24.87	12.7	14	0.245	0.01	347.9	110.2	
157	6/6/2010 19:00	1900	10.07	60.71	2.591	30.39	139.9	29.66	13.04	14.8	0.246	0.014	347.9	110.2	
157	6/6/2010 20:00	2000	9.92	60.75	2.932	33.86	91	8.69	13.38	13.9	0.247	0.013	347.9	110.2	
157	6/6/2010 21:00	2100	10.21	58.32	2.375	58.35	41.49	-2.4	13.46	12.95	0.247	0.009	347.8	110.1	
157	6/6/2010 22:00	2200	10.45	58.17	2.447	71.5	18.49	-1.845	13.34	12.45	0.246	0.012	348	110.3	
157	6/6/2010 23:00	2300	9.46	63.15	2.298	54.83	-22.97	-14.48	13.15	11.52	0.245	0.012	348	110.3	
157	6/7/2010 0:00	2400	8.49	71.1	1.93	42.44	-59.6	-19.43	12.84	10.66	0.244	0.012	347.9	110.2	
158	6/7/2010 1:00	100	7.86	72.8	2.146	21.99	-34.55	-21.47	12.46	9.97	0.242	0.012	348.1	110.4	
158	6/7/2010 2:00	200	7.4	75	2.18	33.14	-35.72	-21.71	12.08	9.44	0.24	0.012	348	110.3	
158	6/7/2010 3:00	300	6.821	79.7	1.997	41.8	-52.95	-21.87	11.72	9	0.239	0.012	348.2	110.5	
158	6/7/2010 4:00	400	6.589	80.6	1.244	94.4	-47.88	-20.36	11.38	8.67	0.237	0.012	348.2	110.5	
158	6/7/2010 5:00	500	6.467	80.9	1.726	43.72	-47.58	-19.23	11.09	8.44	0.236	0.012	348	110.3	
158	6/7/2010 6:00	600	6.332	82.7	1.76	23.64	-34.17	-18.29	10.83	8.22	0.235	0.012	348.2	110.5	
158	6/7/2010 7:00	700	6.119	86.7	0.972	27.53	-9.74	-12.61	10.61	8.27	0.234	0.012	346.3	110.6	
158	6/7/2010 8:00	800	7.11	80.3	1.082	64.84	5.727	-3.86	10.47	8.63	0.234	0.012	348.2	110.5	
158	6/7/2010 9:00	900	7.67	76.3	1.017	350.4	1.581	3.274	10.45	9.22	0.234	0.012	348.3	110.6	
158	6/7/2010 10:00	1000	8.61	72.2	1.218	124.6	74.5	13.02	10.54	9.96	0.234	0.009	348.3	110.6	
158	6/7/2010 11:00	1100	9.82	62.32	0.948	60.23	112.9	23.54	10.77	11.13	0.235	0.01	348.3	110.6	
158	6/7/2010 12:00	1200	10.68	56.44	0.695	95.4	200.8	25.86	11.12	11.86	0.236	0.011	348.2	110.5	
158	6/7/2010 13:00	1300	11.8	48.87	1.921	286.5	360.6	70.1	11.56	14.79	0.238	0.012	348.4	110.7	
158	6/7/2010 14:00	1400	9.84	64.46	3.404	268.5	48.76	24.59	12.32	14.71	0.241	0.012	348.2	110.5	
158	6/7/2010 15:00	1500	10.22	59.07	2.514	258.8	155.4	16.62	12.71	13.68	0.243	0.012	348.4	110.7	
158	6/7/2010 16:00	1600	11.59	49.84	3.004	282.8	315.2	36.03	12.88	14.66	0.243	0.013	348.1	110.4	
158	6/7/2010 17:00	1700	12.32	46.85	1.866	289.9	228.3	44.07	13.28	15.94	0.244	0.013	348	110.3	
158	6/7/2010 18:00	1800	12.14	53.98	4.251	32.41	223.5	45.22	13.81	16.75	0.246	0.01	348.3	110.6	
158	6/7/2010 19:00	1900	10.55	61.21	5.52	41.71	144.3	9.44	14.28	15.42	0.247	0.013	348.1	110.4	
158	6/7/2010 20:00	2000	11.35	58.74	3.988	61.67	88.7	6.567	14.35	14.64	0.247	0.011	348.5	110.8	
158	6/7/2010 21:00	2100	11.15	56.85	3.308	57.33	11.54	-1.697	14.29	13.9	0.247	0.012	347.9	110.2	
158	6/7/2010 22:00	2200	9.49	66.64	2.353	177.9	-66.42	-16.73	14.09	12.67	0.246	0.01	349.4	111.7	
158	6/7/2010 23:00	2300	7.44	82.7	2.474	176.7	-53.28	-25.91	13.68	11.36	0.244	0.008	349.2	111.5	
158	6/8/2010 0:00	2400	7.16	79.5	2.936	152.1	-73.4	-27.33	13.17	10.48	0.242	0.009	349.8	112.1	
159	6/8/2010 1:00	100	6.832	78.2	2.058	48.68	-58.53	-29.03	12.65	9.67	0.24	0.009	349.5	111.9	
159	6/8/2010 2:00	200	6.183	81.5	1.052	27.17	-51.77	-27.66	12.17	9.13	0.238	0.007	349.4	111.7	
159	6/8/2010 3:00	300	5.783	79.7	1.143	26.39	-50.6	-28.86	11.74	8.56	0.238	0.008	349.5	111.8	
159	6/8/2010 4:00	400	5.489	79.7	1.029	19.04	-59.07	-30.83	11.34	7.99	0.236	0.008	349.4	111.7	
159	6/8/2010 5:00	500	4.857	81.4	1.034	26.59	-53.65	-31.7	10.93	7.44	0.235	0.008	349.5	111.8	
159	6/8/2010 6:00	600	5.507	79.1	1.215	30.59	-8.57	-26.08	10.54	7.19	0.234	0.008	349.5	111.8	
159	6/8/2010 7:00	700	7.39	70.4	0.969	77.3	36.86	-6.737	10.25	7.88	0.233	0.008	349.5	111.8	
159	6/8/2010 8:00	800	8.27	64.65	0.847	201.4	70.2	2.943	10.59	8.68	0.233	0.009	349.4	111.7	
159	6/8/2010 9:00	900	8.8	61.17	1.83	234.9	150.7	15.17	10.31	9.75	0.234	0.01	349.5	111.8	
159	6/8/2010 10:00	1000	9.73	54.5	2.506	250.6	258.3	24.34	10.6	10.92	0.235	0.011	349.5	111.8	
159	6/8/2010 11:00	1100	10.97	51.65	2.659	253.7	414.4	53.92	11.01	13.2	0.237	0.008	349.4	111.7	
159	6/8/2010 12:00	1200	12.04	48.92	2.373	242.1	438.6	67.2	11.62	15.54	0.239	0.009	349.3	111.6	
159	6/8/2010 13:00	1300	10.38	58.15	4.536	39.56	112.4	51.5	12.27	16.81	0.242	0.012	351.7	114	
159	6/8/2010 14:00	1400	6.582	78.1	6.045	54.74	-59.6	-51.91	12.69	11.91	0.244	0.013	359.9	122.2	
159	6/8/2010 15:00	1500	7.78	74.4	4.477	45.99	77.2	-21.79	12.09	10.55	0.273	0.013	359.7	122	
159	6/8/2010 16:00	1600	9.25	65.1	2.262	69.66	95.1	3.223	11.72	11.22	0.391	0.012	360	122.3	
159	6/8/2010 17:00	1700	9.84	59.8	1.738	15.64	140	15.4	11.71	11.85	0.373	0.013	359.8	122.1	
159	6/8/2010 18:00	1800	11.02	55.9	1.437	339.7	218.4	28.78	11.87	12.72	0.359	0.014	359.4	121.7	
159	6/8/2010 19:00	1900	9.93	66.68	4.467	55.77	105.4	12.98	12.17	13.01	0.35	0.011	359.4	121.7	
159	6/8/2010 20:00	2000	11.29	61.04	3.579	80.2	193.4	14.35	12.38	12.75	0.342	0.011	359.7	122	
159	6/8/2010 21:00	2100	11.84	55.89	1.311	102	59.07	7.9	12.56	12.65	0.336	0.012	359.8	122.1	
159	6/8/2010 22:00	2200	10.07	64.29	1.43	78.3	-25.88	-5.176	12.65	12.04	0.331	0.013	359.8	122.1	
159	6/8/2010 23:00	2300	8.96	68.86	1.325	44.81	-40.12	-18.44	12.53	10.98	0.326	0.014	359.8	122.1	
159	6/9/2010 0:00	2400	7.34	71.9	1.944	31.88	-55.56	-28.06	12.22	9.94	0.321	0.013	359.6	121.9	
160	6/9/2010 1:00	100	6.203	71.9	2.103	19.95	-65.44	-34.78	11.49	8.87	0.317	0.014	359.9	122.2	
160	6/9/2010 2:00	200	5.16	78.5	1.633	234	67.49	-37.06	11.33	7.98	0.312	0.013	359.8	122.1	
160	6/9/2010 3:00	300	5.013	79.7	1.699	2.564	-66.41	-37.17	10.84	7.3	0.308	0.013	359.8	122.1	
160	6/9/2010 4:00	400	4.63	81.1	1.5	3.084	-65	-36.65	10.38	6.726	0.304	0.013	359.8	122.1	
160	6/9/2010 5:00	500	4.149	83.5	1.156	5.306	-58.07	-35.4	9.94	6.261	0.301	0.013	359.9	122.2	
160	6/9/2010 6:00	600	4.39	83	0.94	7.75	-31.63	-30.76	9.55	6.015	0.298	0.012	359.9	122.2	
160	6/9/2010 7:00	700	5.481	79.1	0.507	347.2	34.3	-11.22	9.25	6.6	0.295	0.012	359.9	122.2	
160	6/9/2010 8:00	800	7.06	72.2	0.394	327.6	129.7	1.04	9.17	7.52	0.294	0.011	359.9	122.2	
160	6/9/2010 9:00	900	8.58	64.35	0.375	263.3	227.5	35.2	9.39	9.05	0.294	0.01	359.9	122.3	
160	6/9/201														



Faro Meteorological Data January 01 - December 31, 2010



Faro Climate Station - 2010 data

Note: Cumulative precipitation is calculated in column 'V', while raw instrument numbers are seen in column 'U'.

-0.1

Julian Day	Date	Hr	Tair	RH %	WindV	WindD	NetRad	SoilHF	SoilT2	SoilT3	Soil W	SnoD	Precip	Precip (rev)
162	6/11/2010 1:00	1100	9.65	48.54	4.148	158.3	475	31.87	11.17	12.24	0.274	0.013	361.4	123.7
162	6/11/2010 12:00	1200	10.82	39.54	4.82	150.16	441.7	45.82	11.33	13.49	0.275	0.013	361.5	123.8
162	6/11/2010 13:00	1300	10.97	34.06	4.931	168.8	473.6	52.52	11.49	14.98	0.276	0.014	361.2	123.5
162	6/11/2010 14:00	1400	11.84	33.33	5.203	182.1	548.9	58.65	12.43	16.31	0.278	0.015	361.4	123.7
162	6/11/2010 15:00	1500	12.55	32.53	5.59	175.7	494.7	52.09	13.18	16.89	0.279	0.01	361.4	123.7
162	6/11/2010 16:00	1600	13.02	32.03	5.664	178.8	467.7	57.18	13.91	17.79	0.281	0.011	361.4	123.7
162	6/11/2010 17:00	1700	12.89	32.16	6.02	175.1	277.2	39.62	14.5	17.87	0.282	0.011	361.3	123.6
162	6/11/2010 18:00	1800	12.25	32.45	5.558	177.5	121.5	8.75	14.79	16.36	0.282	0.012	361.4	123.7
162	6/11/2010 19:00	1900	11.82	32.97	5.256	182.1	38.55	-7.73	14.68	14.84	0.28	0.012	361.1	123.4
162	6/11/2010 20:00	2000	11.6	33.96	4.538	180.6	39.84	-13.99	14.33	13.61	0.277	0.012	361.5	123.8
162	6/11/2010 21:00	2100	11.47	32.96	4.91	189.2	12.31	-15.05	13.91	12.85	0.274	0.012	361.3	123.6
162	6/11/2010 22:00	2200	9.8	47.03	4.31	236.7	-6.857	-19.67	13.51	12.02	0.271	0.012	361	123.3
162	6/11/2010 23:00	2300	7.67	61.59	2.725	226.4	-23.64	-25.32	13.1	11.12	0.269	0.012	361.3	123.6
162	6/12/2010 0:00	2400	7.38	62.4	3	186.5	-29.18	-26.46	12.67	10.39	0.266	0.012	361.3	123.6
163	6/12/2010 1:00	100	6.845	63.38	4.73	167.8	-33.46	-29.83	12.25	9.63	0.264	0.012	361.4	123.7
163	6/12/2010 2:00	200	5.638	74.5	2.188	196.5	-67.86	-30.03	11.81	8.98	0.262	0.013	361.4	123.7
163	6/12/2010 3:00	300	4.714	81.9	3.161	228.3	-54.61	-29.99	11.39	8.47	0.259	0.013	361.8	124.1
163	6/12/2010 4:00	400	4.134	86.1	2.118	229.7	-53.26	-30.93	11.01	7.92	0.258	0.013	361.6	123.9
163	6/12/2010 5:00	500	4.462	77.3	3.26	170.3	-87.5	-30.98	10.64	7.46	0.256	0.012	361.4	123.7
163	6/12/2010 6:00	600	4.211	74.6	3.138	173.8	-66.33	-31.7	10.28	6.967	0.255	0.012	361.6	123.9
163	6/12/2010 7:00	700	4.886	68.69	3.134	174.2	-13.47	-26.31	9.93	6.754	0.254	0.011	361.9	124.2
163	6/12/2010 8:00	800	5.759	64.3	3.952	169.3	115.5	-16.79	9.67	7.04	0.253	0.012	361.8	124.1
163	6/12/2010 9:00	900	6.747	57.73	4.568	174.9	280.1	13.54	9.66	8.45	0.253	0.012	361.4	123.7
163	6/12/2010 10:00	1000	6.659	57.24	4.542	183.1	111.5	13.72	9.98	9.64	0.254	0.012	361.4	123.7
163	6/12/2010 11:00	1100	6.991	49.63	4.745	191.8	141.7	6.341	10.28	9.73	0.255	0.011	361.6	123.9
163	6/12/2010 12:00	1200	7.07	43.44	6.858	212.9	227.8	7.71	10.44	9.99	0.255	0.011	361.3	123.6
163	6/12/2010 13:00	1300	5.487	59.62	5.51	258.4	190.4	8.31	10.44	10.15	0.255	0.011	361.2	123.5
163	6/12/2010 14:00	1400	7.82	43.98	3.86	263.8	409.2	43.16	10.57	11.96	0.255	0.012	361.2	123.5
163	6/12/2010 15:00	1500	8.23	46.06	4.539	231.2	312.1	39.31	11.15	12.98	0.257	0.011	359.8	122.1
163	6/12/2010 16:00	1600	6.99	49.57	5.426	208.9	183.3	5.893	11.75	12.56	0.259	0.014	360.6	122.9
163	6/12/2010 17:00	1700	8.16	45.52	4.722	221	306.6	34.82	11.93	13.23	0.259	0.013	361.2	123.5
163	6/12/2010 18:00	1800	8.15	47.62	5.036	266.5	268.8	30.22	12.2	13.81	0.26	0.012	361.1	123.4
163	6/12/2010 19:00	1900	6.34	57.98	5.364	279.6	74.7	2.204	12.47	12.95	0.26	0.012	360.9	123.2
163	6/12/2010 20:00	2000	5.865	58.19	3.038	263.9	58.86	-4.866	12.46	11.9	0.26	0.014	360.1	122.4
163	6/12/2010 21:00	2100	6.366	54.13	4.425	265.4	119.9	-7.01	12.28	11.2	0.259	0.015	361.6	123.9
163	6/12/2010 22:00	2200	5.867	54.1	4.051	233.4	24.42	-10.12	12.08	10.83	0.257	0.012	361.3	123.6
163	6/12/2010 23:00	2300	5.997	47.73	3.666	235.6	-22.2	-22.08	11.84	9.82	0.256	0.012	361.3	123.6
163	6/13/2010 0:00	2400	5.138	46.91	3.563	240.8	-58.11	-33.21	11.45	8.63	0.254	0.012	361.2	123.5
164	6/13/2010 1:00	100	3.645	54.05	2.001	211.8	-69.48	-40.47	10.94	7.42	0.252	0.012	361.4	123.7
164	6/13/2010 2:00	200	2.747	61.75	1.185	200.8	-67.63	-41.03	10.38	6.504	0.249	0.013	361.5	123.8
164	6/13/2010 3:00	300	2.806	58.87	1.262	239.9	-40.13	-38	9.84	5.917	0.247	0.013	361.3	123.6
164	6/13/2010 4:00	400	2.942	57.8	1.227	228.8	-33.06	-30.48	9.37	5.8	0.244	0.013	361.5	123.8
164	6/13/2010 5:00	500	2.865	54.33	1.399	255.2	-26.32	-29.47	9.28	5.94	0.243	0.013	361.6	123.9
164	6/13/2010 6:00	600	3.02	58.41	2.346	235.7	-14.49	-25.5	8.72	5.505	0.242	0.012	361.4	123.7
164	6/13/2010 7:00	700	3.139	57.42	4.639	236.2	-1.615	-25.38	8.49	5.343	0.241	0.013	361.7	124
164	6/13/2010 8:00	800	3.456	56.08	6.363	235.8	48.39	-20.13	8.27	5.359	0.24	0.012	361.1	123.4
164	6/13/2010 9:00	900	3.73	56.31	5.55	236.7	135.4	-8.34	8.14	5.83	0.239	0.013	361.1	123.4
164	6/13/2010 10:00	1000	3.872	55.54	5.004	243.7	94.9	4.75	8.16	6.892	0.239	0.014	361.4	123.7
164	6/13/2010 11:00	1100	4.522	52.41	5.43	243.9	216.8	5.485	8.32	7.24	0.239	0.013	360.8	123.1
164	6/13/2010 12:00	1200	5.78	49.69	6.021	236.8	306.6	35.36	8.51	9.26	0.24	0.013	361.1	123.4
164	6/13/2010 13:00	1300	5.896	49.6	5.508	242.6	173.7	23.87	8.59	10.22	0.241	0.014	361.3	123.6
164	6/13/2010 14:00	1400	6.11	49.21	4.357	245.2	85.8	11.88	9.31	9.97	0.242	0.013	361.5	123.8
164	6/13/2010 15:00	1500	6.682	45.72	5.347	237.9	106.1	5.411	9.54	9.56	0.243	0.013	361.1	123.4
164	6/13/2010 16:00	1600	6.945	45	5.631	250.3	73.1	5.316	9.65	9.53	0.243	0.013	360.6	122.9
164	6/13/2010 17:00	1700	7.22	46.96	5.245	264.1	118	6.896	9.71	9.52	0.243	0.014	361.2	123.5
164	6/13/2010 18:00	1800	7.16	50.3	4.91	276.5	112.4	9.39	9.8	9.77	0.243	0.015	360.9	123.2
164	6/13/2010 19:00	1900	7.08	54.46	4.888	259.8	78.1	13.85	9.93	10.23	0.243	0.013	361.2	123.5
164	6/13/2010 20:00	2000	6.171	65.11	4.436	286.5	-1.106	-3.099	10.09	9.59	0.244	0.014	361.4	123.7
164	6/13/2010 21:00	2100	4.702	78.4	4.484	277.5	-43.63	-18.2	10.04	8.5	0.243	0.013	361.9	124.2
164	6/13/2010 22:00	2200	4.956	74.2	2.467	279.2	-20.02	-21.86	9.54	7.63	0.242	0.014	361.2	123.5
164	6/13/2010 23:00	2300	3.897	87.4	0.656	211.9	-18.14	-15.81	9.5	7.39	0.241	0.014	362	124.3
164	6/14/2010 0:00	2400	3.946	88	1.267	236	-31.03	-16.78	9.27	7.13	0.239	0.014	362.1	124.4
165	6/14/2010 1:00	100	3.813	88.7	2.55	287.7	-40.9	-21.34	9.05	6.637	0.239	0.013	361.8	124.1
165	6/14/2010 2:00	200	3.276	90.9	1.654	259.2	-61.62	-26.63	8.79	6.029	0.238	0.013	362.1	124.4
165	6/14/2010 3:00	300	2.949	90.6	1.178	176.5	-65.13	-32.42	8.48	5.228	0.238	0.012	362.2	124.5
165	6/14/2010 4:00	400	2.341	92.2	0.83	79.1	-65.39	-33.64	8.11	4.6	0.236	0.012	362.2	124.5
165	6/14/2010 5:00	500	1.93	93.1	0.491	73	-57.61	-33.22	7.73	4.119	0.235	0.012	362.2	124.5
165	6/14/2010 6:00	600	2.048	92.3	1.468	126.5	-26.87	-28.99	7.98	3.892	0.234	0.013	362.3	124.6
165	6/14/2010 7:00	700	2.74	90.2	1.35	139	8.26	-8.31	7.11	4.121	0.233	0.012	362.3	124.6
165	6/14/2010 8:00	800	3.646	85.7	1.568	127.3	57.72	-7.37	6.955	4.746	0.233	0.011	362.5	124.8
165	6/14/2010 9:00	900	5.173	81.4	1.599	176.3	104	21.57	7.01	6.39	0.233	0.013	361.9	124.2
165	6/14/2010 10:00	1000	6.413	77.9	4.207	291	161.7	22.95	7.42	7.76	0.235	0.014	362.3	124.6
165	6/14/2010 11:00	1100	6.531	76.7	3.136	269.5	103.2	30.38	7.94	9.13	0.237	0.015	362.1	124.4
165	6/14/2010 12:00	1200	6.701	75.8	2.699	256.3	113.9	15.74	8.44	8.99	0.239	0.014	362	124.3
165	6/14/2010 13:00	1300	7.36	73	4.231	280.5	113	15.79	8.75	9.23	0.24	0.014	362.1	124.4
165	6/14/2010 14:00	1400	8.35	6										



Faro Meteorological Data January 01 - December 31, 2010



Faro Climate Station - 2010 data
Note: Cumulative precipitation is calculated in column 'V', while raw instrument numbers are seen in column 'U'.

-0.1

Julian Day	Date	Hr	Tair	RH %	WindV	WindS	NetRad	SoilHF	SoilT2	SoilT3	Soil W	SnoD	Precip	Precip (rev)
167	6/16/2010 16:00	1600	9.02	53.78	4.252	273.5	-34.1	9.52	13.73	14.69	0.246	0.013	362	124.3
167	6/16/2010 17:00	1700	8.86	56.18	4.736	270.9	13.6	11.54	14.38	14.38	0.246	0.015	361	124.3
167	6/16/2010 18:00	1800	9	56.78	5.378	279.6	139.9	12.83	13.78	14.34	0.245	0.013	361.8	124.1
167	6/16/2010 19:00	1900	8.34	59.62	4.935	278.7	60.89	4.353	13.81	13.96	0.245	0.013	362.1	124.4
167	6/16/2010 20:00	2000	8	60.28	4.286	261.5	41.14	-3.95	13.74	13.16	0.245	0.014	361.8	124.1
167	6/16/2010 21:00	2100	7.76	63.07	3.461	260	27.09	-7.44	13.54	12.52	0.244	0.014	362.1	124.4
167	6/16/2010 22:00	2200	7.76	65.01	2.869	247.8	2.594	-9.9	13.3	11.99	0.243	0.013	361.8	124.1
167	6/16/2010 23:00	2300	7.1	71.1	2.014	213.8	-15.43	-14.1	13.03	11.38	0.242	0.014	362	124.3
167	6/17/2010 0:00	2400	6.82	72.2	0.569	20.22	-25.85	-17.32	12.73	10.77	0.241	0.014	362	124.3
168	6/17/2010 1:00	100	6.857	72.3	1.421	251.7	-36.04	-19.88	12.41	10.24	0.239	0.013	362	124.3
168	6/17/2010 2:00	200	6.356	75.5	0.502	277.2	-44.64	-23.02	12.08	9.58	0.238	0.014	362	124.3
168	6/17/2010 3:00	300	5.771	78.2	0.767	46.7	-48.4	-24.32	11.73	9.05	0.237	0.014	362	124.3
168	6/17/2010 4:00	400	5.376	79.2	0.768	50.38	-50.24	-27.38	11.37	8.44	0.235	0.013	362.1	124.4
168	6/17/2010 5:00	500	4.966	80.8	1.166	49.21	-38.29	-28.21	11	7.9	0.234	0.014	362.1	124.4
168	6/17/2010 6:00	600	5.433	79.2	1.176	56.63	-33.14	-22.91	10.65	7.74	0.232	0.013	362.1	124.4
168	6/17/2010 7:00	700	6.071	75.8	0.839	47.17	17.72	-15.66	10.37	7.77	0.232	0.013	362.1	124.4
168	6/17/2010 8:00	800	6.363	73.9	1.92	257.6	6.594	-6.127	10.2	8.29	0.231	0.014	362.1	124.4
168	6/17/2010 9:00	900	7.13	69.06	1.513	247.4	59.52	5.348	10.17	8.95	0.231	0.012	362.1	124.4
168	6/17/2010 10:00	1000	8.55	61.21	1.741	261.1	284.4	33.08	10.3	10.74	0.231	0.012	362.1	124.4
168	6/17/2010 11:00	1100	10.09	55.05	2.226	267.5	344.9	66.56	10.73	13.87	0.232	0.013	362.2	124.5
168	6/17/2010 12:00	1200	10.92	49.17	3.053	259	338.8	80.1	11.47	16.48	0.235	0.012	361.7	124
168	6/17/2010 13:00	1300	11.64	45.8	2.872	291.6	305.6	73.4	12.21	18	0.238	0.014	361.2	123.5
168	6/17/2010 14:00	1400	9.92	54.91	4.438	333.8	140.8	39.45	12.99	17.54	0.241	0.014	361.9	124.2
168	6/17/2010 15:00	1500	11.27	48.3	2.757	99.3	205.1	33.01	13.51	16.66	0.243	0.015	361.7	124
168	6/17/2010 16:00	1600	12.04	38.91	3.379	290.9	187.2	35.34	13.86	17.01	0.244	0.011	362.1	124.4
168	6/17/2010 17:00	1700	11.78	49.23	4.463	19.58	160.8	33.78	14.48	17.24	0.245	0.014	361.8	124.4
168	6/17/2010 18:00	1800	12.06	45.79	2.537	245.8	159.7	24.16	14.56	16.75	0.246	0.011	361.9	124.2
168	6/17/2010 19:00	1900	13.37	38.45	2.184	301.8	185.3	44.12	14.79	17.73	0.246	0.014	361.6	123.9
168	6/17/2010 20:00	2000	13.68	36.25	2.559	271.6	143.5	23.7	15.2	17.32	0.247	0.014	361.9	124.2
168	6/17/2010 21:00	2100	13.96	33.77	3.657	279.4	84.6	22.05	15.49	17.09	0.248	0.013	361.5	123.8
168	6/17/2010 22:00	2200	13.18	37.32	2.02	316.2	0.901	8.17	15.65	16.33	0.249	0.015	361.9	124.2
168	6/17/2010 23:00	2300	12.12	44.69	1.891	336.2	-41.59	-7.53	15.55	15.1	0.248	0.013	361.8	124.1
168	6/18/2010 0:00	2400	10.52	54.12	2.114	29.15	-37.33	-17.23	15.22	13.83	0.247	0.014	362	124.3
169	6/18/2010 1:00	100	10.03	54.19	1.747	25.3	-35.26	-19.44	14.77	12.92	0.245	0.013	362	124.3
169	6/18/2010 2:00	200	9.64	55.81	1.374	27.01	-34.78	-19.42	14.3	12.24	0.243	0.014	362	124.3
169	6/18/2010 3:00	300	9.24	58.52	1.013	2.779	-27.71	-19.04	13.87	11.7	0.241	0.013	362	124.3
169	6/18/2010 4:00	400	8.68	61.36	0.909	335.9	-26.7	-17.53	13.48	11.31	0.239	0.014	362	124.3
169	6/18/2010 5:00	500	8.45	68.28	0.921	357.6	-55.54	-17.93	13.14	10.93	0.238	0.014	362.1	124.4
169	6/18/2010 6:00	600	8.08	73.2	1.392	27.72	-49.32	-18.54	12.82	10.53	0.237	0.014	362	124.4
169	6/18/2010 7:00	700	7.92	74.5	1.123	352.5	-26.81	-13.85	12.52	10.4	0.235	0.013	362.1	124.4
169	6/18/2010 8:00	800	8.41	72.4	1.518	318.6	47.43	-5.835	12.29	10.57	0.235	0.013	362	124.3
169	6/18/2010 9:00	900	9.27	68.53	0.99	232.6	80.2	9.08	12.18	11.42	0.234	0.013	362	124.3
169	6/18/2010 10:00	1000	9.69	65.81	0.436	344.6	86.3	17.43	12.27	12.28	0.235	0.011	362.1	124.4
169	6/18/2010 11:00	1100	11.64	52.72	1.167	35.93	215.5	38.15	12.52	13.86	0.236	0.011	362	124.3
169	6/18/2010 12:00	1200	11.5	55.45	1.07	159.9	95.7	38.22	12.96	15.19	0.237	0.013	362	124.3
169	6/18/2010 13:00	1300	10.52	65.2	2.158	249.5	62.37	20.3	13.4	14.79	0.239	0.012	362	124.3
169	6/18/2010 14:00	1400	10.11	70.4	0.881	344.2	45.68	16.43	13.65	14.65	0.24	0.013	363.1	125.4
169	6/18/2010 15:00	1500	8.58	81.8	2.735	267.5	13.01	-2.141	13.79	13.76	0.24	0.014	364	126.3
169	6/18/2010 16:00	1600	7.47	85.1	4.385	267.7	38.94	-9.91	13.68	12.72	0.24	0.014	364.7	127
169	6/18/2010 17:00	1700	7.02	82.3	3.111	242.1	22.77	-11.97	13.44	12.08	0.239	0.015	364.8	127.1
169	6/18/2010 18:00	1800	7.54	81.5	1.005	180.3	97.7	-2.801	13.18	12.13	0.239	0.014	365.1	127.4
169	6/18/2010 19:00	1900	8.47	75.6	1.316	236.6	45.05	20.89	13.11	13.36	0.239	0.014	365	127.3
169	6/18/2010 20:00	2000	8.67	74.4	2.021	291.9	21.49	5.655	13.28	13.15	0.241	0.014	365	127.3
169	6/18/2010 21:00	2100	8.89	70.6	2.69	268.4	28.82	-4.594	13.33	12.47	0.242	0.013	365	127.3
169	6/18/2010 22:00	2200	8.83	70.1	2.515	291.3	3.176	-10.95	13.22	11.82	0.243	0.013	365	127.3
169	6/18/2010 23:00	2300	8.41	70.2	2.118	292.9	-35.17	-19.17	13	11	0.243	0.013	365.2	127.5
169	6/19/2010 0:00	2400	7.22	77.1	0.957	213.4	-65.4	-28.83	12.67	9.97	0.243	0.014	365.1	127.4
170	6/19/2010 1:00	100	6.36	82.5	0.768	122.8	-48.14	-31.17	12.24	9.11	0.242	0.013	365.2	127.5
170	6/19/2010 2:00	200	5.256	86.6	1.112	47.07	-64.95	-30.86	11.79	8.57	0.241	0.014	365.2	127.5
170	6/19/2010 3:00	300	4.781	87.1	0.523	61.41	-66.68	-34.87	11.84	7.82	0.239	0.013	365.2	127.5
170	6/19/2010 4:00	400	4.303	89.3	1.234	37.86	-63.04	-35.22	10.92	7.23	0.238	0.013	365.2	127.5
170	6/19/2010 5:00	500	4.163	86.4	1.51	26.73	-56.21	-34.82	10.49	6.723	0.237	0.013	365.2	127.5
170	6/19/2010 6:00	600	4.478	85.3	1.224	31.33	-33.46	-30.39	10.09	6.436	0.236	0.013	365.3	127.6
170	6/19/2010 7:00	700	6.062	81.6	0.662	41.7	28.95	-13.85	9.78	6.904	0.235	0.01	365.3	127.6
170	6/19/2010 8:00	800	8.55	72.4	0.689	91.6	125	2.64	9.68	7.98	0.235	0.01	365.1	127.4
170	6/19/2010 9:00	900	9.46	68.25	0.61	198.4	221.2	26.65	9.9	9.58	0.236	0.009	365.2	127.5
170	6/19/2010 10:00	1000	10.08	69.08	1.19	152.7	224.9	46.84	10.46	11.96	0.238	0.012	365.2	127.5
170	6/19/2010 11:00	1100	10.45	67.2	2.07	208	127.7	47.86	11.17	13.39	0.241	0.013	365	127.3
170	6/19/2010 12:00	1200	10.32	69.19	2.377	298.7	167.3	40.17	11.84	14.27	0.243	0.014	365.2	127.5
170	6/19/2010 13:00	1300	11.08	67.46	1.192	357.8	111.8	26.68	12.34	13.95	0.245	0.016	365.7	128
170	6/19/2010 14:00	1400	10.75	73	3.823	315.6	146.4	34.31	12.68	14.59	0.247	0.013	365.5	127.8
170	6/19/2010 15:00	1500	11.01	70.6	2.898	291.7	224.1	30.03	13.07	14.78	0.248	0.015	366.1	128.4
170	6/19/2010 16:00	1600	12.22	60.93	3.97	262.4	208.9	52.37	13.48	16.4	0.25	0.013	365.6	127.9
170	6/19/2010 17:00	1700	12.62	57.05	3.917	273.4	213.9	28.14	13.98	15.85	0.253	0.014	365.9	128.2
170	6/19/2010 18:00	1800	13.38	52.45	2.877	245.5	236.9	24.54	14.25	15.69	0.254	0.012	365.7	128
170	6/19/2010 19:00	1900	13.74	49.67	3.078	271	143.7	30.87	1					



Faro Meteorological Data

January 01 - December 31, 2010



Faro Climate Station - 2010 data

Note: Cumulative precipitation is calculated in column 'V', while raw instrument numbers are seen in column 'U'.

-0.1

Julian Day	Date	Hr	Tair	RH %	WindV	WindD	Wind9	NetRad	SoilHF	SoilT2	SoilT3	Soil W	SnoD	Precip	Precip (rev)
172	6/21/2010 21:00	2100	14.26	52.58	1.135	76.9	1.827	5.302	18.05	18.26	0.257	0.012	365.8	128.1	
172	6/21/2010 22:00	2200	12.15	47.88	1.716	48.67	-20.02	-17.15	17.15	17.15	0.256	0.012	365.7	128.1	
172	6/21/2010 23:00	2300	12.2	62.31	1.72	274.8	-33.01	-14.75	17.45	16.05	0.254	0.012	365.8	128.1	
172	6/22/2010 0:00	2400	10.9	69.15	1.831	146	-46.92	-21.19	17	15.01	0.252	0.013	365.7	128.1	
173	6/22/2010 1:00	100	9.99	72.2	1.716	18.13	-41.24	-25.11	16.49	14.02	0.25	0.012	365.9	128.2	
173	6/22/2010 2:00	200	9.56	76.5	1.579	305.8	-31.96	-23.5	15.96	13.36	0.248	0.013	365.8	128.1	
173	6/22/2010 3:00	300	9.07	80.4	1.088	302	-26.89	-21.78	15.48	12.87	0.246	0.013	365.8	128.1	
173	6/22/2010 4:00	400	8.71	82.2	0.642	287.1	-28.01	-20.36	15.07	12.49	0.244	0.013	365.8	128.1	
173	6/22/2010 5:00	500	8.7	79.2	0.646	125.2	-33.35	-20.2	14.7	12.12	0.243	0.013	365.8	128.1	
173	6/22/2010 6:00	600	8.71	77.5	0.838	318.3	-36.9	-23.17	14.36	11.62	0.241	0.013	365.8	128.1	
173	6/22/2010 7:00	700	9.46	71.7	0.544	401	23.01	-16.43	14.02	11.42	0.24	0.009	365.8	128.1	
173	6/22/2010 8:00	800	11.13	66.99	0.505	96.2	64.87	2.222	13.78	12.19	0.239	0.01	365.8	128.1	
173	6/22/2010 9:00	900	11.16	65.6	1.366	217.8	74.1	10.43	13.78	12.99	0.239	0.012	365.8	128.1	
173	6/22/2010 10:00	1000	11.27	61.79	2.254	237.9	80.9	11.27	13.91	13.46	0.239	0.011	365.7	128	
173	6/22/2010 11:00	1100	12.42	56.07	1.773	249.2	261.1	26.49	14.07	14.3	0.24	0.013	365.8	128.1	
173	6/22/2010 12:00	1200	13.51	51.53	2.306	246.8	255	69.53	14.39	17.64	0.241	0.014	365.8	128.1	
173	6/22/2010 13:00	1300	13.74	54.44	3.218	216.2	249.6	44.42	14.93	18	0.243	0.013	365.7	128	
173	6/22/2010 14:00	1400	14.55	51.88	3.641	188	416.6	71.1	15.53	19.97	0.246	0.013	365.9	128.2	
173	6/22/2010 15:00	1500	15.23	47.94	3.212	192.8	288.5	68.62	16.43	21.25	0.248	0.014	365.8	128.1	
173	6/22/2010 16:00	1600	15.49	46	3.226	243.3	293.5	63.36	17.33	21.78	0.252	0.011	365.7	128	
173	6/22/2010 17:00	1700	15.57	44.63	2.82	219.9	226.2	58.11	18.05	22.4	0.254	0.012	365.5	127.8	
173	6/22/2010 18:00	1800	15.17	45.39	3.11	187.6	34.62	25.48	18.62	21.37	0.256	0.014	365.7	128	
173	6/22/2010 19:00	1900	14.49	50.01	3.804	300.9	91.1	11.53	18.74	19.85	0.257	0.013	364.9	127.2	
173	6/22/2010 20:00	2000	12.93	55.07	3.004	286	-7.28	-2.119	18.58	18.67	0.256	0.013	365.7	128	
173	6/22/2010 21:00	2100	12.18	63.84	2.186	61.41	-49.09	-15.65	18.26	17.17	0.254	0.014	365.6	127.9	
173	6/22/2010 22:00	2200	11.29	69.83	3.618	37.97	-3.539	-17.12	17.8	16.12	0.252	0.012	365.7	128	
173	6/22/2010 23:00	2300	11.38	71.4	2.548	5.942	23.38	-19.33	17.32	15.29	0.25	0.013	365.8	128.1	
173	6/23/2010 0:00	2400	10.39	79.3	1.988	251	-51.03	-21.53	16.85	14.55	0.248	0.014	366.1	128.4	
174	6/23/2010 1:00	100	9.47	82.5	0.904	201	-48.09	-26.38	16.38	13.68	0.246	0.013	366.6	128.9	
174	6/23/2010 2:00	200	8.74	84.5	1.128	219.6	-45.56	-26.31	15.88	13.02	0.244	0.013	366.5	128.8	
174	6/23/2010 3:00	300	8.19	85.5	1.174	186.4	-41.17	-26.26	15.41	12.47	0.242	0.013	366.6	128.9	
174	6/23/2010 4:00	400	7.62	88.5	1.057	170	-32.35	-25.35	14.98	12	0.24	0.013	366.6	128.9	
174	6/23/2010 5:00	500	7.52	88.3	0.782	228	-33.53	-23.22	14.58	11.68	0.239	0.014	366.7	129	
174	6/23/2010 6:00	600	7.47	88.1	1.167	185.2	-33.17	-21.97	14.24	11.4	0.238	0.014	366.7	129	
174	6/23/2010 7:00	700	7.78	84.5	1.462	159.9	-18.78	-16.88	13.94	11.35	0.237	0.014	366.7	129	
174	6/23/2010 8:00	800	8.3	80.3	2.693	168.4	-26.87	-8.63	13.73	11.63	0.237	0.013	366.9	129.2	
174	6/23/2010 9:00	900	7.9	84.8	2.712	169.8	13.25	-11.8	13.61	11.48	0.237	0.013	366.6	128.9	
174	6/23/2010 10:00	1000	8.2	82.8	3.755	166.1	23.34	-4.462	13.48	11.69	0.236	0.012	367	129.3	
174	6/23/2010 11:00	1100	8.81	76.8	4.722	167.4	79.2	3.819	13.43	12.16	0.236	0.013	367.1	129.4	
174	6/23/2010 12:00	1200	9.1	77.2	4.035	180.2	102.2	8.02	13.48	12.69	0.237	0.014	366.9	129.2	
174	6/23/2010 13:00	1300	9.66	75.8	3.682	206.6	206.9	19.45	13.58	13.32	0.237	0.011	367.2	129.5	
174	6/23/2010 14:00	1400	9.73	75.2	3.603	226.4	85.9	28.61	13.85	14.91	0.238	0.014	367.2	129.5	
174	6/23/2010 15:00	1500	9.83	74.6	3.055	204.9	112.9	21.61	14.22	14.87	0.24	0.013	366.7	130.5	
174	6/23/2010 16:00	1600	9.82	75.2	2.394	177.6	127.5	16.38	14.47	14.85	0.242	0.013	368.2	130.5	
174	6/23/2010 17:00	1700	10.84	69.07	2.674	180.3	183.7	27.79	14.67	15.66	0.242	0.011	368.3	130.6	
174	6/23/2010 18:00	1800	11.28	67.06	3.04	202.9	276.8	31.27	14.95	16.2	0.244	0.012	367.9	130.2	
174	6/23/2010 19:00	1900	10.25	74.1	2.949	249.9	23.98	7.4	15.28	15.78	0.246	0.013	368.4	130.7	
174	6/23/2010 20:00	2000	10.78	69.65	1.467	234	8.77	5.929	15.36	15.06	0.247	0.015	368.5	130.8	
174	6/23/2010 21:00	2100	10.88	66.68	2.534	226.5	-59.78	-5.275	15.32	14.45	0.247	0.013	368.7	131	
174	6/23/2010 22:00	2200	9.9	71.5	2.162	220.4	-57.54	-20.04	15.13	13.21	0.247	0.014	368.9	131.2	
174	6/23/2010 23:00	2300	9.75	73.8	0.947	217.8	-37.4	-18.93	14.78	12.52	0.246	0.014	369	131.3	
174	6/24/2010 0:00	2400	9.31	72.1	1.664	227.4	-40.86	-22.01	14.39	11.91	0.246	0.014	368.9	131.2	
175	6/24/2010 1:00	100	8.96	74.4	1.817	267.2	-64.27	-23.64	14.03	11.31	0.245	0.013	369.2	131.5	
175	6/24/2010 2:00	200	8.32	81.1	1.64	280.1	-50.59	-21.89	13.67	10.92	0.244	0.013	369.3	131.6	
175	6/24/2010 3:00	300	8.28	80.2	3.509	251.9	-92.5	-23.18	13.34	10.53	0.244	0.013	369.4	131.7	
175	6/24/2010 4:00	400	8.03	80.8	1.636	309.7	-57.74	-24.18	13.03	10.07	0.244	0.013	369.3	131.6	
175	6/24/2010 5:00	500	8.33	76.7	2.332	318.2	-76.8	-21.35	12.73	9.86	0.244	0.014	369.3	131.6	
175	6/24/2010 6:00	600	8.25	76.1	2.636	262.9	-45.67	-19.03	12.47	9.72	0.244	0.013	369.3	131.6	
175	6/24/2010 7:00	700	8.01	77.4	2.148	252.2	-8.93	-16.53	12.27	9.64	0.244	0.013	369.3	131.6	
175	6/24/2010 8:00	800	7.87	78.8	2.202	248.1	-27.4	-14.86	12.24	9.22	0.244	0.013	369.5	131.6	
175	6/24/2010 9:00	900	7.53	78.9	2.524	259.2	-49.07	-9.28	11.99	9.81	0.244	0.013	369.3	131.6	
175	6/24/2010 10:00	1000	8.51	76.8	3.002	266.6	111.9	2.483	11.94	10.36	0.244	0.013	369.2	131.5	
175	6/24/2010 11:00	1100	9.4	73.1	2.891	250.4	203	20.07	12.04	11.52	0.245	0.014	369.3	131.6	
175	6/24/2010 12:00	1200	9.92	71.9	3.3	270.7	258.9	26.79	12.34	12.67	0.246	0.013	369.2	131.5	
175	6/24/2010 13:00	1300	10.62	66.25	3.738	269.5	229.9	27.93	12.77	13.56	0.248	0.013	368.8	131.1	
175	6/24/2010 14:00	1400	11.73	61.31	3.912	276	355.7	41.75	13.23	14.71	0.25	0.013	369.1	131.4	
175	6/24/2010 15:00	1500	10.92	69.63	3.244	273.9	166.2	33.73	13.8	15.39	0.252	0.016	369.5	131.8	
175	6/24/2010 16:00	1600	11.27	66.1	1.63	275.1	191.1	33.32	13.27	15.46	0.254	0.012	369.2	131.5	
175	6/24/2010 17:00	1700	12.24	63.29	1.36	332.1	191.9	36.86	14.69	17.26	0.255	0.014	369.2	131.5	
175	6/24/2010 18:00	1800	12.17	62.03	2.061	299.8	164.1	20.51	15.22	16.42	0.257	0.011	369.2	131.5	
175	6/24/2010 19:00	1900	12.48	59.21	1.627	269.1	96.7	20.93	15.45	16.34	0.258	0.014	369.5	131.8	
175	6/24/2010 20:00	2000	12.46	59.71	2.244	282.9	59.01	4.15	15.56	15.42	0.258	0.014	369.3	131.6	
175	6/24/2010 21:00	2100	13.93	53.64	0.922	289.4	99.6	9.47	15.48	15.1	0.258	0.011	369.1	131.4	
175	6/24/2010 22:00	2200	14.28	48.99	0.947	180.3	60.53	12.66	15.44	15.28	0.257	0.009	369.2	131.5	
175	6/24/2010 23:00	2300	13.58	51.47	1.427	201.7	-8.23	2.176	15.43	14.86	0.256	0.012	369.3	131.6	
175	6/25/2010 0:														



Faro Meteorological Data

January 01 - December 31, 2010



Faro Climate Station - 2010 data

Note: Cumulative precipitation is calculated in column 'V', while raw instrument numbers are seen in column 'U'.

-0.1

Julian Day	Date	Hr	Tair	RH %	WindV	WindD	NetRad	SoilHF	SoilT2	SoilT3	Soil W	SnoD	Precip	Precip (rev)
178	6/27/2010 2:00	200	11.66	43.13	1.519	272.9	-39.07	-24.27	17.5	15.03	0.252	0.013	369.2	131.5
178	6/27/2010 3:00	200	11.24	43.05	1.857	257.4	-32.62	-24.4	16.98	14.25	0.25	0.013	369.1	131.3
178	6/27/2010 4:00	400	10.62	44.8	1.749	237	-32.38	-23.57	16.49	13.8	0.248	0.013	369	131.3
178	6/27/2010 5:00	500	9.75	48.23	1.809	205.1	-33.51	-24.65	16.05	13.25	0.246	0.013	369.1	131.4
178	6/27/2010 6:00	600	9.18	51.04	1.622	175.6	-23.52	-24.21	15.64	12.76	0.244	0.013	369.1	131.4
178	6/27/2010 7:00	700	8.89	53.45	1.538	175	-8.58	-20.64	15.25	12.49	0.243	0.013	369.2	131.5
178	6/27/2010 8:00	800	8.84	55.58	1.551	166.6	21.91	-14.15	14.94	12.46	0.241	0.014	369.2	131.5
178	6/27/2010 9:00	900	9.17	55.23	2.041	168.4	39.08	-6.852	14.72	12.7	0.241	0.013	369.1	131.4
178	6/27/2010 10:00	1000	9.38	54.83	2.068	214.1	70.5	-0.102	14.6	13.03	0.24	0.012	369.2	131.5
178	6/27/2010 11:00	1100	9.83	55.62	1.625	210.2	82.1	11.21	14.6	13.79	0.24	0.012	369	131.3
178	6/27/2010 12:00	1200	10.18	56	2.463	229.5	75.7	7.92	14.72	14.07	0.241	0.013	369	131.4
178	6/27/2010 13:00	1300	10.33	55.1	2.146	231.1	116.2	7.24	14.84	14.16	0.241	0.013	368.7	131
178	6/27/2010 14:00	1400	11.56	49.98	1.915	270.1	411.2	46.94	14.97	16.11	0.241	0.009	369	131.3
178	6/27/2010 15:00	1500	12.76	45.14	1.519	296.3	319.7	78.1	15.63	19.51	0.243	0.015	369	131.3
178	6/27/2010 16:00	1600	13.73	40.65	1.515	238.2	277.7	62.54	16.77	20.59	0.248	0.008	369	131.3
178	6/27/2010 17:00	1700	13.89	44.87	2.84	51.3	141.9	48.82	17.66	20.94	0.251	0.011	369	131.3
178	6/27/2010 18:00	1800	13.17	50.51	2.702	47.06	6.111	13.66	18.2	19.47	0.254	0.014	369.5	131.8
178	6/27/2010 19:00	1900	11.75	64.94	3.02	46	-72.9	-15.48	18.2	17.34	0.254	0.012	369.9	132.2
178	6/27/2010 20:00	2000	11.16	67.25	3.199	32.34	-2.437	-17.01	17.76	16.02	0.252	0.012	369.8	132.1
178	6/27/2010 21:00	2100	11.29	63.92	2.181	39.94	6.126	-16.23	17.25	15.26	0.249	0.012	369.9	132.2
178	6/27/2010 22:00	2200	9.83	75.8	3.239	155.5	-37.17	-21.87	16.8	14.46	0.247	0.013	370	132.3
178	6/27/2010 23:00	2300	8.62	82.5	2.367	161.9	-50.65	-30.55	16.31	13.29	0.245	0.013	372.7	135
178	6/28/2010 0:00	2400	7.49	88.4	3.304	164.9	-37.7	-39.36	15.75	12.2	0.243	0.013	375.5	137.8
179	6/28/2010 1:00	100	7.2	90	0.718	151.1	-28.49	-34.67	15.14	11.51	0.241	0.013	376.1	138.4
179	6/28/2010 2:00	200	7.23	87.9	1.092	206.2	-32.67	-27.82	14.6	11.33	0.247	0.013	376.1	138.4
179	6/28/2010 3:00	300	6.986	88.7	1.401	186.2	-30.99	-27.64	14.2	11.01	0.263	0.013	376.7	139
179	6/28/2010 4:00	400	6.766	91.3	1.95	174.8	-27.12	-26.44	13.86	10.72	0.274	0.013	376.8	139.1
179	6/28/2010 5:00	500	6.753	91.4	1.903	163.9	-28.03	-26.01	13.54	10.41	0.279	0.013	376.7	139
179	6/28/2010 6:00	600	6.8	89.2	1.772	153.8	-32.01	-23.63	13.25	10.22	0.28	0.013	376.8	139.1
179	6/28/2010 7:00	700	6.958	83.5	1.396	242.1	-24.81	-19.51	13.01	10.16	0.28	0.013	376.6	138.9
179	6/28/2010 8:00	800	6.875	84.4	1.183	247.2	-8.14	-15.46	12.82	10.23	0.279	0.012	376.7	139
179	6/28/2010 9:00	900	7.14	82.4	1.57	247.5	37.07	-8.04	12.71	10.49	0.278	0.012	376.6	138.9
179	6/28/2010 10:00	1000	7.18	81.8	2.09	214.8	65.29	-4.097	12.67	10.81	0.278	0.014	376.6	138.9
179	6/28/2010 11:00	1100	7.71	78.5	1.998	230	110.2	2.059	12.71	11.2	0.278	0.011	376.6	138.9
179	6/28/2010 12:00	1200	8.75	72	2.385	210	308.3	26.18	12.82	12.4	0.278	0.013	376.8	139.1
179	6/28/2010 13:00	1300	10.02	69.3	3.055	232.2	425.4	57.49	13.19	14.8	0.279	0.014	376.6	138.9
179	6/28/2010 14:00	1400	10.76	66.02	3.111	234.7	389.6	51.29	13.86	16.1	0.281	0.012	376.5	138.8
179	6/28/2010 15:00	1500	11.3	61.94	2.864	227.7	242.4	32.3	14.56	16.15	0.283	0.011	376.5	138.8
179	6/28/2010 16:00	1600	12.28	58.5	3.557	235.9	415.1	48.27	15.05	16.9	0.285	0.009	376.5	138.8
179	6/28/2010 17:00	1700	11.05	67.39	2.959	118.9	114.1	24.26	15.56	16.88	0.285	0.013	376.7	139
179	6/28/2010 18:00	1800	9.88	73.7	2.266	269.7	66.48	0.537	15.82	15.54	0.285	0.012	376.8	139.1
179	6/28/2010 19:00	1900	11.24	65.99	1.582	38.12	67.68	4.987	15.72	15.05	0.283	0.007	376.6	138.9
179	6/28/2010 20:00	2000	13.57	53.98	1.593	305.6	210.4	26.72	15.65	15.96	0.282	0.011	376.7	139
179	6/28/2010 21:00	2100	13.09	52.15	1.114	324.7	30.85	-11.24	15.94	15.88	0.282	0.011	376.7	139
179	6/28/2010 22:00	2200	13.24	53.08	1.189	337.8	-0.139	-6.767	16.07	14.82	0.282	0.009	376.7	139
179	6/28/2010 23:00	2300	11.7	60.86	1.934	26.18	-31.21	-13.89	15.88	14.06	0.281	0.012	376.9	139.2
179	6/29/2010 0:00	2400	10.04	67.83	1.848	40.49	-32.14	-28.02	15.53	12.79	0.279	0.013	376.8	139.1
180	6/29/2010 1:00	100	9.49	70.3	1.122	19.91	-63.27	-29.42	15.05	11.97	0.275	0.012	376.6	138.9
180	6/29/2010 2:00	200	8	74.8	1.417	23.7	-68.7	-36.7	14.56	10.97	0.273	0.012	376.8	139.1
180	6/29/2010 3:00	300	7.22	77.4	1.738	21.3	-66.68	-39.11	14.02	10.09	0.27	0.012	376.8	139.1
180	6/29/2010 4:00	400	6.605	80.3	1.245	348.8	-64.27	-38.73	13.48	9.41	0.267	0.012	376.8	139.1
180	6/29/2010 5:00	500	6.267	79.4	1.476	15.98	-57.45	-37.55	12.97	8.88	0.265	0.012	376.9	139.2
180	6/29/2010 6:00	600	6.417	79	1.591	357.7	-39.55	-34.37	12.51	8.5	0.263	0.011	376.9	139.2
180	6/29/2010 7:00	700	7.65	76.1	0.547	355.8	28.41	-17.14	12.13	8.85	0.261	0.01	376.9	139.2
180	6/29/2010 8:00	800	9.75	69.35	0.57	125.3	88.7	-4.779	11.96	9.71	0.26	0.009	376.8	139.1
180	6/29/2010 9:00	900	11.32	63.48	0.607	351.9	188.1	13.12	12.08	10.71	0.26	0.013	376.7	139
180	6/29/2010 10:00	1000	11.78	61.58	2.167	290.1	219.8	42.58	12.47	13.09	0.261	0.012	376.5	138.8
180	6/29/2010 11:00	1100	12.29	58.85	2.437	300.5	111.9	19.18	13.03	13.4	0.264	0.01	376.6	138.9
180	6/29/2010 12:00	1200	12.76	57.01	4.736	294.1	247	23.35	13.39	14.09	0.265	0.011	376.3	138.6
180	6/29/2010 13:00	1300	13.23	53.3	4.225	238.1	425.2	28.34	13.29	13.69	0.266	0.011	376.7	139
180	6/29/2010 14:00	1400	13.76	48.83	4.841	348.7	256.6	32.34	14.02	15.12	0.267	0.011	375.7	138
180	6/29/2010 15:00	1500	13.38	53.98	3.529	344	149	20.14	14.41	14.94	0.268	0.012	376.8	139.1
180	6/29/2010 16:00	1600	12.45	63.14	4.542	334.8	33.94	10.05	14.67	14.83	0.268	0.013	377.2	139.5
180	6/29/2010 17:00	1700	10.46	77.6	4.714	302.4	64.34	-2.838	14.76	13.81	0.268	0.013	376.4	138.7
180	6/29/2010 18:00	1800	9.88	82.6	1.96	214.3	29.07	-5.987	14.63	13.21	0.268	0.013	377.6	139.9
180	6/29/2010 19:00	1900	9.63	84.9	2.648	50.04	-20.18	-6.503	14.45	13.07	0.267	0.014	379.3	141.6
180	6/29/2010 20:00	2000	10.03	80.9	1.302	46.51	-4.309	-5.816	14.27	12.63	0.268	0.015	379.1	141.4
180	6/29/2010 21:00	2100	9.52	81.4	0.953	275.5	-36.7	-34	14.08	12.46	0.273	0.013	379.1	141.4
180	6/29/2010 22:00	2200	9.75	85.9	1.336	237.6	-15.51	-9.79	13.92	12.12	0.277	0.013	379.4	141.7
180	6/29/2010 23:00	2300	9.39	89.6	0.814	242.5	-18.84	-8.51	13.74	11.93	0.278	0.014	379.4	141.7
181	6/30/2010 0:00	2400	8.96	90.6	0.9	90.6	-26.34	-12.66	13.57	11.62	0.281	0.012	380.7	143
181	6/30/2010 1:00	100	8.64	87.5	1.892	16.38	-39.34	-18.51	13.37	11.09	0.283	0.011	381.2	143.5
181	6/30/2010 2:00	200	8.09	87.2	1.871	25.48	-36.7	-19.68	13.12	10.67	0.294	0.012	381.6	143.9
181	6/30/2010 3:00	300	7.58	91.7	1.23	186.6	-24.98	-20.58	12.85	10.27	0.301	0.012	382.1	144.4
181	6/30/2010 4:00	400	7.52	92.1	0.556	205.1	-23.79	-18.04	12.59	10.08	0.309	0.012	382.1	144.4
181	6/30/2010 5:00	500	7.29											



Faro Meteorological Data January 01 - December 31, 2010



Faro Climate Station - 2010 data

Note: Cumulative precipitation is calculated in column 'V', while raw instrument numbers are seen in column 'U'.

-0.1

Julian Day	Date	Hr	Tair	RH %	WindV	WindD	NetRad	SoilHF	SoilT2	SoilT3	Soil W	SnoD	Precip	Precip (rev)
183	7/2/2010 7:00	700	9.3	85	0.671	79.3	42.36	-6.123	12.05	9.93	0.267	0.012	382.4	144.7
183	7/2/2010 8:00	800	10.53	78.9	0.621	205.8	124.2	12.02	10.96	12.27	0.267	0.013	382.5	144.8
183	7/2/2010 9:00	900	11.43	76.2	2.674	296.9	173.8	26.41	12.23	12.28	0.268	0.013	381.8	144.1
183	7/2/2010 10:00	1000	11.78	75.4	3.69	289.7	156.7	22.86	12.64	12.95	0.269	0.013	381.9	144.2
183	7/2/2010 11:00	1100	12.11	75	3.745	282.3	140.3	20.66	13.01	13.34	0.271	0.013	382.1	144.4
183	7/2/2010 12:00	1200	12.33	74.1	5.004	285.4	166.9	17.95	13.32	13.51	0.272	0.013	382.5	144.8
183	7/2/2010 13:00	1300	13.31	70.6	5.125	275.5	414.7	42.76	13.58	14.78	0.272	0.014	382.2	144.5
183	7/2/2010 14:00	1400	12.17	77.9	3.453	243.5	72.9	27.07	14.01	15.45	0.273	0.013	382.3	144.6
183	7/2/2010 15:00	1500	10.72	85.9	2.788	128.8	16.38	5.038	14.33	14.48	0.274	0.012	391.1	153.4
183	7/2/2010 16:00	1600	10.39	86.4	1.27	192.8	116.5	-0.231	14.31	13.45	0.275	0.013	392.4	154.7
183	7/2/2010 17:00	1700	13.36	73.9	3.058	270.2	368.9	67.22	14.25	16.07	0.39	0.012	391.7	154
183	7/2/2010 18:00	1800	14.21	65.2	5.651	288.4	433.6	57.48	14.79	17.62	0.387	0.013	391.9	154.2
183	7/2/2010 19:00	1900	14.58	65.27	4.063	267.3	288	46.4	15.43	17.95	0.373	0.011	391.9	154.2
183	7/2/2010 20:00	2000	14.75	65.13	3.74	257.4	197.6	22.62	15.9	17.22	0.362	0.013	392.2	154.5
183	7/2/2010 21:00	2100	13.94	68.72	3.898	257.2	76.1	4.866	16.12	16.24	0.354	0.012	392.3	154.6
183	7/2/2010 22:00	2200	12.93	70.3	2.56	292.2	-8.44	-2.788	16.04	15.39	0.346	0.013	392.7	155
183	7/2/2010 23:00	2300	10.74	84.3	1.856	290.6	-44.46	-19.1	15.78	14.12	0.34	0.013	396.3	156.6
184	7/3/2010 0:00	2400	9.63	92.2	1.113	281.6	-28.71	-20.16	15.38	13.28	0.349	0.013	396	158.3
184	7/3/2010 1:00	100	9.58	88.9	0.861	66.94	-46.53	-22.1	14.95	12.62	0.399	0.01	396	158.3
184	7/3/2010 2:00	200	9.16	86.6	0.927	31.01	-49.21	-23.67	14.55	12.03	0.403	0.009	395.9	158.2
184	7/3/2010 3:00	300	8.89	85.8	1.117	22.86	-42.87	-22.97	14.16	11.53	0.382	0.008	396	158.3
184	7/3/2010 4:00	400	8.96	86.8	0.927	9.05	-38.87	-20.01	13.82	11.27	0.368	0.008	395.9	158.2
184	7/3/2010 5:00	500	8.81	90	0.6	7.41	-24.45	-17.44	13.53	11.08	0.358	0.008	396	158.3
184	7/3/2010 6:00	600	9.05	89.2	0.701	59.9	-12.71	-14.63	13.29	10.98	0.351	0.008	396	158.3
184	7/3/2010 7:00	700	9.73	86	0.481	80.2	19.99	-5.796	13.11	11.18	0.345	0.007	396	158.3
184	7/3/2010 8:00	800	10.7	84.2	0.683	91.1	61.43	5.364	13.04	11.78	0.341	0.008	396.1	158.4
184	7/3/2010 9:00	900	11.1	82.5	0.779	190.1	106.4	19.43	13.11	12.7	0.338	0.011	396.3	158.3
184	7/3/2010 10:00	1000	11.15	84.7	2.048	200	80.4	24.27	13.34	13.59	0.336	0.009	396.2	158.5
184	7/3/2010 11:00	1100	10.01	90.4	2.167	237.1	45.85	2.997	13.6	13.08	0.335	0.006	396.7	159
184	7/3/2010 12:00	1200	10.55	88.4	1.854	284	103.7	18.32	13.68	13.5	0.341	0.01	396.9	159.2
184	7/3/2010 13:00	1300	11.88	81.2	2.059	248.8	346.1	50.13	13.87	15.11	0.343	0.017	396.6	158.9
184	7/3/2010 14:00	1400	12.23	75.3	3.525	227.4	439.8	68.08	14.39	17.39	0.342	0.014	397	159.3
184	7/3/2010 15:00	1500	12.24	72.5	3.059	219.7	351.6	56.99	15.15	18.13	0.342	0.013	396.3	158.6
184	7/3/2010 16:00	1600	11.88	75	3.415	209.5	206.8	34.57	15.81	17.81	0.34	0.01	396.1	158.4
184	7/3/2010 17:00	1700	10.88	81.7	3.435	194.2	29.25	2.369	16.11	16.43	0.338	0.011	396.8	159.1
184	7/3/2010 18:00	1800	10.65	81.7	2.145	230	51.71	2.624	16.01	15.54	0.335	0.012	396.8	159.1
184	7/3/2010 19:00	1900	11.55	73.7	1.171	277.4	56.22	15.77	15.83	15.72	0.334	0.01	396.9	159.2
184	7/3/2010 20:00	2000	11.9	71.9	1.822	178.3	27.7	10.93	15.81	15.79	0.333	0.011	397.1	159.4
184	7/3/2010 21:00	2100	11.91	72.6	2.683	235.7	53.41	-0.469	15.79	15.11	0.331	0.01	397	159.3
184	7/3/2010 22:00	2200	9.95	81	2.03	289.1	-20.87	-13.52	15.65	14.23	0.328	0.011	397.1	159.4
184	7/3/2010 23:00	2300	9.37	81.8	1.197	185.9	-42.77	-20.97	15.36	13.28	0.326	0.012	397.6	159.9
185	7/4/2010 0:00	2400	9.08	75.6	1.657	238.4	-78	-23.69	14.98	12.54	0.331	0.011	397.6	159.9
185	7/4/2010 1:00	100	8.44	75	1.44	234.9	-67.05	-27.1	14.77	11.82	0.33	0.011	397.7	160
185	7/4/2010 2:00	200	7.75	76.2	1.651	240.5	-75.8	-26.85	14.16	11.29	0.328	0.012	397.6	159.9
185	7/4/2010 3:00	300	7.31	75.8	2.548	249.2	-75.7	-29.28	13.77	10.71	0.326	0.013	397.7	160
185	7/4/2010 4:00	400	6.922	74.3	3.085	258.4	-54.67	-32.76	13.39	10.06	0.323	0.013	397.6	159.9
185	7/4/2010 5:00	500	6.562	75.1	2.227	265.1	-33.63	-31.35	13	9.59	0.32	0.013	397.6	159.9
185	7/4/2010 6:00	600	6.372	75.4	2.622	255.3	-7.48	-30.01	12.63	9.21	0.317	0.012	397.7	160
185	7/4/2010 7:00	700	6.396	73.7	1.987	239.4	17.09	-23.91	12.31	9.12	0.314	0.013	398.1	160.4
185	7/4/2010 8:00	800	6.449	73.1	3.278	264.1	59.79	-16.22	12.07	9.3	0.312	0.012	397.3	159.6
185	7/4/2010 9:00	900	6.826	71.5	3.802	151	267	153	8.25	11.94	0.308	0.012	397.6	159.9
185	7/4/2010 10:00	1000	7.38	67.8	4.787	254.4	194.8	2.881	11.94	10.36	0.309	0.014	397.7	160
185	7/4/2010 11:00	1100	8.2	64.7	4.724	256.9	255.7	17.08	12.07	11.3	0.309	0.014	397.6	159.9
185	7/4/2010 12:00	1200	8.41	64.84	4.265	268.8	173.1	12.59	12.3	11.8	0.308	0.015	397.1	159.4
185	7/4/2010 13:00	1300	8.9	62.41	3.637	251.5	178.3	11.92	12.53	12	0.308	0.013	397.5	159.8
185	7/4/2010 14:00	1400	9.31	61.1	4.091	260.3	120.1	3.486	12.72	11.89	0.307	0.013	397.4	159.7
185	7/4/2010 15:00	1500	9.6	61.52	4.346	248.4	149	2.49	12.81	11.76	0.306	0.013	397.3	159.6
185	7/4/2010 16:00	1600	10.5	60.03	4.592	242.4	278.5	20.63	12.87	12.51	0.305	0.016	397.4	159.7
185	7/4/2010 17:00	1700	10.85	59.3	4.05	248	174.3	17.57	13.09	13.04	0.304	0.013	397.5	159.8
185	7/4/2010 18:00	1800	11.1	58.3	3.937	258.2	151.4	10.91	13.11	12.77	0.303	0.014	397.4	159.7
185	7/4/2010 19:00	1900	11.32	57.57	3.679	268.9	118.5	8.51	13.47	12.89	0.303	0.014	397.9	160.2
185	7/4/2010 20:00	2000	11.3	58.84	3.404	265.7	76	3.766	13.54	12.71	0.302	0.013	397.1	159.4
185	7/4/2010 21:00	2100	11.14	61.02	3.075	275.7	43.28	-2.752	13.54	12.29	0.301	0.013	397.3	159.6
185	7/4/2010 22:00	2200	10.97	62.16	2.33	256.2	12.79	-7.33	13.45	11.86	0.299	0.013	397.5	159.8
185	7/4/2010 23:00	2300	10.62	63.39	2.557	260.6	-9.96	-12.37	13.29	11.38	0.298	0.014	397.3	159.6
186	7/5/2010 0:00	2400	10.27	64.61	1.947	283.4	-16.57	-16.94	13.08	10.81	0.296	0.014	397.6	159.9
186	7/5/2010 1:00	100	10.05	65.59	1.804	286.8	-18.12	-16.62	12.83	10.44	0.294	0.014	397.7	160
186	7/5/2010 2:00	200	9.99	64.71	1.101	232.6	-21.71	-16.61	12.34	10.14	0.292	0.013	397.6	159.9
186	7/5/2010 3:00	300	9.55	65.57	1.749	283	47.56	-20.6	12.26	9.76	0.291	0.013	397.5	159.8
186	7/5/2010 4:00	400	8.86	66.72	2.011	294.4	-55.06	-27.16	12.08	9.1	0.29	0.013	397.6	159.9
186	7/5/2010 5:00	500	8.44	65.72	1.002	240.7	-56.64	-28.58	11.76	8.55	0.288	0.013	397.6	159.9
186	7/5/2010 6:00	600	7.99	64.87	0.988	53.63	-46.4	-28.98	11.42	8.1	0.286	0.013	397.7	160
186	7/5/2010 7:00	700	8.02	62.98	0.991	295.8	-8.54	-23.77	11.11	7.94	0.285	0.012	397.7	160
186	7/5/2010 8:00	800	8.84	59.66	2.064	273.8	110	-11.84	10.88	8.33	0.283	0.012	397.6	159.9
186	7/5/2010 9:00	900	9.69	57.81	2.015	265.8	203.7	12.04	10.91	9.44	0.283	0.014	397.5	159.8
186	7/5/2010 10:00	1000	10.26	59.32	2.678	282.3	289.9	38.15	11.26	11.54	0.285	0.015	397.2	159.5



Faro Meteorological Data

January 01 - December 31, 2010



Faro Climate Station - 2010 data

Note: Cumulative precipitation is calculated in column 'V', while raw instrument numbers are seen in column 'U'.

-0.1

Julian Day	Date	Hr	Tair	RH %	WindV	WindD	NetRad	SoilHF	SoilT2	SoilT3	Soil W	SnoD	Precip	Precip (rev)
188	7/7/2010 12:00	1200	12.17	58.62	4.564	264.1	198.4	29.44	13.48	14.73	0.262	0.017	397	159.3
188	7/7/2010 13:00	1300	12.15	58.21	4.215	258.4	270.8	29.11	13.82	15.71	0.263	0.017	397	159.3
188	7/7/2010 14:00	1400	13.51	54.09	4.872	256.7	221.8	38.35	14.26	16.59	0.265	0.012	395.9	158.2
188	7/7/2010 15:00	1500	14.62	49.92	4.788	256	383.3	61.55	14.73	18.03	0.266	0.012	397	159.3
188	7/7/2010 16:00	1600	14.48	50.6	3.89	264	121.6	43.23	15.42	18.68	0.268	0.014	396.6	158.9
188	7/7/2010 17:00	1700	15.04	48.45	3.524	253.5	175.5	25.41	15.91	17.81	0.27	0.012	395.8	158.1
188	7/7/2010 18:00	1800	16.2	44.09	4.045	259.5	269	46.21	16.14	18.62	0.271	0.014	396.7	159
188	7/7/2010 19:00	1900	16.97	41.57	4.185	250.5	214.8	53.43	16.54	19.85	0.271	0.013	396.5	158.8
188	7/7/2010 20:00	2000	16.58	41.87	3.744	262.1	33.94	22.86	17.04	19.1	0.273	0.015	397	159.3
188	7/7/2010 21:00	2100	16.06	44.21	3.606	267.4	14.24	23.21	17.21	17.58	0.273	0.014	396.6	158.9
188	7/7/2010 22:00	2200	13.71	62.67	2.123	342.8	-91.6	-11.35	17	16.24	0.272	0.014	397	159.3
188	7/7/2010 23:00	2300	12.89	68.26	0.912	89.6	-71.5	-16.58	16.6	15.18	0.27	0.013	397.1	159.4
189	7/8/2010 0:00	2400	12.23	72.2	1.358	90.2	-67.24	-21.05	16.16	14.28	0.268	0.012	397.1	159.4
189	7/8/2010 1:00	100	10.74	75.9	2.212	28.9	-93.1	-29.65	15.69	13.25	0.266	0.012	397.3	159.6
189	7/8/2010 2:00	200	9.87	77.7	1.576	49.83	-70.1	-33.64	15.17	12.23	0.263	0.011	397.2	159.5
189	7/8/2010 3:00	300	9.84	78.9	0.934	26.82	-39.08	-28.22	14.64	11.72	0.261	0.012	397.2	159.5
189	7/8/2010 4:00	400	9.86	79.6	0.422	251.4	-28.36	-22.06	14.2	11.56	0.259	0.012	397.2	159.5
189	7/8/2010 5:00	500	9.82	80.8	0.518	16.88	-56.49	-23.38	13.87	11.29	0.258	0.011	397.2	159.5
189	7/8/2010 6:00	600	9.43	80.9	1.234	59.27	-33.69	-24.48	13.56	10.83	0.257	0.012	397.1	159.4
189	7/8/2010 7:00	700	10.43	74	0.578	26.41	-0.085	-18.22	13.26	10.76	0.255	0.011	397.2	159.5
189	7/8/2010 8:00	800	12.68	62.41	1.048	102	80.9	-0.629	13.07	11.46	0.255	0.011	397.2	159.5
189	7/8/2010 9:00	900	12.93	58.95	1.31	272.6	59.65	8.73	13.12	12.26	0.255	0.013	397.1	159.4
189	7/8/2010 10:00	1000	13.78	55.96	0.993	102.2	146.5	13.77	13.29	12.85	0.255	0.009	397.2	159.5
189	7/8/2010 11:00	1100	15.89	45.84	1.491	209	336.3	59.29	13.53	15.54	0.256	0.012	397.2	159.5
189	7/8/2010 12:00	1200	16.51	42.53	3.33	264	426.4	84.7	14.08	18.58	0.258	0.011	397.4	159.7
189	7/8/2010 13:00	1300	17.25	39.63	3.687	274	423	96.6	14.72	21.1	0.261	0.016	396.9	159.2
189	7/8/2010 14:00	1400	18.26	34.75	4.46	258.5	477.6	89.6	15.62	22.46	0.265	0.012	396.8	159.1
189	7/8/2010 15:00	1500	19.21	31.06	4.524	263.1	486.7	88.1	16.78	23.99	0.269	0.012	396.8	159.1
189	7/8/2010 16:00	1600	19.65	29.17	4.229	264.4	406.7	100.7	18.08	25.55	0.273	0.011	397.1	159.4
189	7/8/2010 17:00	1700	19.33	30.88	3.981	306.9	296.4	81.1	19.27	25.93	0.278	0.014	397.7	160
189	7/8/2010 18:00	1800	17.64	40.97	4.214	60.19	103.7	36.17	20.07	24.49	0.281	0.013	397.1	159.4
189	7/8/2010 19:00	1900	19.9	33.92	2.238	70.5	239	31.3	20.29	23.09	0.281	0.006	396.9	159.2
189	7/8/2010 20:00	2000	19.15	34.53	3.403	7.45	133.7	36.42	20.39	23.4	0.28	0.013	397	159.3
189	7/8/2010 21:00	2100	17.48	42.27	3.964	46.07	36.46	9.64	20.6	21.94	0.28	0.013	397.4	159.7
189	7/8/2010 22:00	2200	16.93	48.27	2.878	40.96	35.46	-4.779	20.47	20.46	0.28	0.012	397.4	159.7
189	7/8/2010 23:00	2300	15.24	53.31	2.446	31.18	-25.2	-16.33	20.04	18.96	0.277	0.011	397.1	159.4
190	7/9/2010 0:00	2400	14.16	56.3	1.471	45.6	-47.52	-21.92	19.47	17.78	0.275	0.01	397.1	159.4
190	7/9/2010 1:00	100	13.19	57.74	1.598	92.7	-56.61	-27.38	18.87	16.64	0.272	0.01	397.2	159.5
190	7/9/2010 2:00	200	11.88	62.49	1.546	42.4	-69.62	-33.49	18.26	15.51	0.269	0.01	397	159.3
190	7/9/2010 3:00	300	10.77	64.41	1.676	25.28	-68.54	-37.46	17.63	14.42	0.266	0.01	397	159.3
190	7/9/2010 4:00	400	9.89	65.82	2.007	21.46	-66.98	-39.06	17	13.5	0.264	0.01	397.1	159.4
190	7/9/2010 5:00	500	9.47	67.3	1.789	20.22	-62.01	-38.94	16.39	12.71	0.261	0.01	397	159.3
190	7/9/2010 6:00	600	9.25	67.21	0.928	12.93	-49.79	-38.94	15.82	12.14	0.259	0.01	397.1	159.4
190	7/9/2010 7:00	700	10.5	65.84	0.659	81.6	-7.4	-20.81	15.32	12.23	0.256	0.011	397.2	159.5
190	7/9/2010 8:00	800	12.68	58.07	0.618	173.1	85.2	-9.34	15.03	12.8	0.255	0.009	397.2	159.5
190	7/9/2010 9:00	900	16.44	45.72	0.387	116	169.3	15.31	15.03	13.87	0.255	0.011	397.2	159.5
190	7/9/2010 10:00	1000	17.21	37.87	0.565	185.4	254.6	54.36	15.41	16.47	0.256	0.007	397.1	159.4
190	7/9/2010 11:00	1100	18.26	36.21	1.884	156.3	334.3	79.1	16.06	19.54	0.259	0.016	396.9	159.2
190	7/9/2010 12:00	1200	18.56	35.04	2.706	157.3	410.3	94.5	16.82	22.16	0.262	0.011	397.1	159.4
190	7/9/2010 13:00	1300	19.45	30.81	2.186	160	481	112.6	17.52	24.81	0.264	0.015	396.8	159.1
190	7/9/2010 14:00	1400	20.29	27.1	2.233	147.4	519.4	130.5	18.71	27.23	0.269	0.008	396.9	159.2
190	7/9/2010 15:00	1500	21.11	28.97	3.414	84.3	417.7	97.8	19.96	27.99	0.274	0.013	396.8	159.1
190	7/9/2010 16:00	1600	21.51	28.81	4.234	71.1	371.9	79.8	21.3	27.94	0.279	0.016	397.5	159.8
190	7/9/2010 17:00	1700	20.69	26.29	2.973	165.2	240.6	71.2	22.18	28.39	0.282	0.008	396.8	159.1
190	7/9/2010 18:00	1800	21.71	24.34	2.494	195.2	344.5	73.6	22.82	28.3	0.284	0.011	397	159.3
190	7/9/2010 19:00	1900	21.28	23.93	2.807	174.2	115.3	51.18	23.35	28.18	0.285	0.013	396.2	158.5
190	7/9/2010 20:00	2000	21.77	25.64	4.358	128.1	202.7	32.44	23.64	26.65	0.286	0.01	397.1	159.4
190	7/9/2010 21:00	2100	19.31	34.13	3.43	41.34	-18.9	6.839	23.72	25.09	0.285	0.01	396.8	159.1
190	7/9/2010 22:00	2200	20.18	31.58	2.057	57.64	-10.65	-5.799	23.47	23.19	0.284	0.006	396.9	159.2
190	7/9/2010 23:00	2300	19.48	34.14	1.421	20.88	-60.68	-41.32	18.94	21.3	0.281	0.009	397.1	159.4
191	7/10/2010 0:00	2400	16.28	41.53	1.816	35.09	-77.1	-36.25	18.22	20.23	0.282	0.012	397.1	159.4
191	7/10/2010 1:00	100	15.28	42.83	1.653	48.6	-77.1	-36.25	21.59	18.73	0.275	0.01	397.1	159.4
191	7/10/2010 2:00	200	16.21	39.31	1.125	129	-75.3	-36.46	20.83	17.61	0.272	0.009	397.1	159.4
191	7/10/2010 3:00	300	15.39	42.67	0.983	101.4	-74.5	-36.83	20.11	16.7	0.269	0.01	397.1	159.4
191	7/10/2010 4:00	400	13.44	48.85	1.539	38.82	-68.73	-37.55	19.45	15.86	0.266	0.01	397.1	159.4
191	7/10/2010 5:00	500	12.76	50.1	1.306	48.44	-44.25	-36.92	18.82	15.13	0.263	0.01	397.1	159.4
191	7/10/2010 6:00	600	12.9	48.79	1.024	48.18	-42.55	-31.86	18.25	14.71	0.261	0.009	397.1	159.4
191	7/10/2010 7:00	700	14.87	43.89	0.926	88.9	-71.89	-20.76	17.78	14.69	0.259	0.01	397.1	159.4
191	7/10/2010 8:00	800	16.11	38.19	2.48	152	69.48	-41.32	17.46	15.29	0.258	0.011	397.2	159.5
191	7/10/2010 9:00	900	15.12	42.02	3.505	161.8	-6.088	-5.638	17.4	15.57	0.257	0.01	397.4	159.7
191	7/10/2010 10:00	1000	15.12	42.85	4.233	151.2	14.03	-6.148	17.36	15.47	0.258	0.011	397.2	159.5
191	7/10/2010 11:00	1100	15.25	44.31	4.497	147.2	43.08	-0.098	17.28	15.68	0.257	0.011	397.4	159.7
191	7/10/2010 12:00	1200	14.24	57.71	4.532	153.7	-47.89	-0.973	17.24	15.81	0.257	0.011	397	159.3
191	7/10/2010 13:00	1300	12.8	72.6	4.028	135.7	-29.26	-10.4	17.19	15.35	0.257	0.012	399	161.3
191	7/10/2010 14:00	1400	12.76	71.8	5.036	162.3	8.37	-9.01	17.05	15.44	0.257	0.011	398.7	161
191	7/10/2010 15:00	1500	12.85	69.9										



Faro Meteorological Data January 01 - December 31, 2010



Faro Climate Station - 2010 data

Note: Cumulative precipitation is calculated in column 'V', while raw instrument numbers are seen in column 'U'.

-0.1

Julian Day	Date	Hr	Tair	RH %	WindV	WindD	WindS	NetRad	SoilHF	SoilT2	SoilT3	Soil W	SnoD	Precip	Precip (rev)
193	7/12/2010 17:00	700	16.28	37.0	4.434	273.3	359.8	74.6	74.6	24.84	0.263	0.016		397.6	159.9
193	7/12/2010 18:00	1800	17.2	34.54	4.091	274.1	268.4	65.49	19.73	24.66	0.266	0.016		398.3	160.3
193	7/12/2010 19:00	1900	17.02	34.61	4.39	277.7	256.5	49.87	20.35	24.19	0.268	0.011		397.5	159.8
193	7/12/2010 20:00	2000	16.75	34.54	4.262	285.2	128.1	29	20.75	23.28	0.269	0.015		397.9	160.2
193	7/12/2010 21:00	2100	16.36	34.12	3.324	288	39.68	10	20.9	21.81	0.269	0.012		398	160.3
193	7/12/2010 22:00	2200	15.91	37.12	2.936	263.6	-18.57	-2.869	20.72	20.39	0.268	0.012		398	160.3
193	7/12/2010 23:00	2300	14.82	42.25	1.679	274.9	-64.78	-17.4	20.31	18.88	0.266	0.013		398.1	160.4
194	7/13/2010 0:00	2400	13.22	49.82	1.472	285.1	-71.5	-29.2	19.73	17.31	0.263	0.013		398	160.3
194	7/13/2010 1:00	100	11.23	59.54	1.143	34.78	-70.4	-34.35	19.05	16.03	0.26	0.011		398	160.3
194	7/13/2010 2:00	200	10.21	65.86	1.416	34.79	-62.65	-36.59	18.38	14.92	0.257	0.011		398	160.3
194	7/13/2010 3:00	300	9.76	67.85	1.831	29.09	61.18	-36.33	17.72	14.08	0.255	0.011		398	160.4
194	7/13/2010 4:00	400	9.14	69.23	1.766	29.98	-67.91	-37.82	17.11	13.28	0.252	0.011		398.1	160.4
194	7/13/2010 5:00	500	8.56	68.38	1.878	27.44	-61.78	-38.9	16.53	12.51	0.25	0.011		398	160.3
194	7/13/2010 6:00	600	8.4	67.78	1.773	22.32	-47.39	-36.2	15.98	11.96	0.248	0.011		398.1	160.4
194	7/13/2010 7:00	700	8.69	68.25	1.241	22.28	-37.17	-30.68	15.5	11.7	0.246	0.01		398.1	160.4
194	7/13/2010 8:00	800	10.91	60.69	1.044	54.26	59.3	-23.45	15.11	11.68	0.245	0.005		398.2	160.5
194	7/13/2010 9:00	900	14.31	46.02	1.012	82	159.8	7.2	14.95	12.85	0.244	0.008		398.2	160.5
194	7/13/2010 10:00	1000	14.33	46.21	2.286	116.6	254.3	41.55	15.22	15.38	0.245	0.015		397.8	160.1
194	7/13/2010 11:00	1100	15.27	37.61	3.441	176.1	331.6	66.3	15.82	18.23	0.247	0.011		398.5	160.8
194	7/13/2010 12:00	1200	15.97	36.69	3.596	172.5	388.3	78.9	16.49	20.58	0.25	0.015		398	160.3
194	7/13/2010 13:00	1300	16.91	35.1	3.433	217.1	429.7	93	17.13	22.86	0.252	0.015		398.2	160.5
194	7/13/2010 14:00	1400	17.88	33.54	3.546	217.1	424.5	94.1	18.03	24.71	0.256	0.011		398.1	160.4
194	7/13/2010 15:00	1500	18.04	33.81	2.791	236.3	273.2	68.09	19.16	24.86	0.261	0.011		398	160.3
194	7/13/2010 16:00	1600	18.6	32.56	3.635	199.2	200.2	53.83	20.13	24.66	0.264	0.014		397.8	160.1
194	7/13/2010 17:00	1700	19.37	29.93	4.413	224	287.8	60.33	20.72	25	0.267	0.015		397.7	160
194	7/13/2010 18:00	1800	19.44	32.9	5.061	243.5	108.3	30.42	21.2	24.26	0.268	0.011		397.6	159.9
194	7/13/2010 19:00	1900	17.13	36.5	5.965	259.2	18.92	6.533	21.35	22.57	0.268	0.011		397.9	160.2
194	7/13/2010 20:00	2000	15.47	44.59	6.078	258.3	-17.88	-11.04	21.11	20.77	0.267	0.012		397.7	160
194	7/13/2010 21:00	2100	14.4	48.73	6.048	255.8	-47.34	-22.49	20.62	19.17	0.265	0.013		397.7	160
194	7/13/2010 22:00	2200	13.59	52.07	5.405	257.4	-29.76	-27.75	20.03	17.85	0.262	0.011		397.9	160.2
194	7/13/2010 23:00	2300	13.08	54.66	6.189	253.8	-26.16	-24.4	19.41	17.06	0.259	0.012		397.4	159.7
195	7/14/2010 0:00	2400	11.63	63.22	6.863	262.3	-37.03	-29.16	18.87	16.18	0.256	0.012		397.6	159.9
195	7/14/2010 1:00	100	10.8	66.55	5.62	268	-38.17	-30.45	18.34	15.38	0.254	0.012		397.1	159.4
195	7/14/2010 2:00	200	10.38	66.02	4.611	263.4	-37.66	-30.2	17.84	14.71	0.253	0.012		397.5	159.8
195	7/14/2010 3:00	300	9.73	66.32	4.631	269.1	-41.57	-31.79	17.36	14.08	0.25	0.011		398.4	160.7
195	7/14/2010 4:00	400	8.88	66.32	5.939	257.4	-68.1	-37.03	16.9	13.3	0.249	0.012		397.8	160.1
195	7/14/2010 5:00	500	8.18	67.15	5.025	260.9	-64.83	-39.77	16.41	12.46	0.247	0.011		398.1	160.4
195	7/14/2010 6:00	600	7.85	67.58	5.963	267.3	-24.16	-36.17	15.91	11.93	0.245	0.012		397.6	159.9
195	7/14/2010 7:00	700	7.71	66.91	5.792	262	-25.36	-31.05	15.47	11.74	0.243	0.012		397.9	160.2
195	7/14/2010 8:00	800	7.97	63.83	5.36	263.2	7.63	-27.45	15.12	11.57	0.242	0.011		397.6	159.9
195	7/14/2010 9:00	900	8.52	58.62	4.77	251.2	84.4	-19.43	14.86	11.63	0.241	0.011		397.7	160
195	7/14/2010 10:00	1000	9.77	54.92	4.769	264.5	252.3	22.77	14.75	13.56	0.241	0.011		397.7	160
195	7/14/2010 11:00	1100	10.99	53.48	5.564	272.3	258	28.59	15.01	15.27	0.242	0.013		397.3	159.6
195	7/14/2010 12:00	1200	10.76	49.48	6.779	274.6	348	49.52	15.43	17.2	0.243	0.012		397.5	159.8
195	7/14/2010 13:00	1300	10.94	49.37	6.25	272.6	294.3	37.95	15.88	17.94	0.246	0.012		397.5	159.8
195	7/14/2010 14:00	1400	11.21	48.9	6.234	275.1	279.7	34.94	16.36	18.47	0.248	0.012		398	160.3
195	7/14/2010 15:00	1500	11.94	46.84	5.727	267	398.4	46.99	16.87	19.39	0.249	0.018		398.6	160.9
195	7/14/2010 16:00	1600	12.66	44.06	4.614	267.4	406	65.21	17.53	21.27	0.251	0.017		397.4	159.7
195	7/14/2010 17:00	1700	13.04	42.42	4.341	266.3	235.8	55.87	18.36	22.21	0.255	0.012		397	159.3
195	7/14/2010 18:00	1800	12.95	42.77	4.206	260.1	190.5	31.95	19.04	21.54	0.258	0.015		397.8	160.1
195	7/14/2010 19:00	1900	12.73	44.2	4.494	267.5	138.1	19.11	19.36	20.76	0.259	0.012		397.9	160.2
195	7/14/2010 20:00	2000	12.79	44.17	3.786	250.2	104.1	11.66	19.45	20.04	0.259	0.013		398.3	160.6
195	7/14/2010 21:00	2100	12.09	47.94	4.495	228.2	38.44	-1.991	19.4	19.04	0.258	0.013		397.6	159.9
195	7/14/2010 22:00	2200	11.62	50.96	3.389	260.7	0.909	-13.41	19.17	17.83	0.258	0.012		397.8	160.1
195	7/14/2010 23:00	2300	10.64	56.9	2.998	283.5	-36.27	-21.52	18.79	16.73	0.256	0.014		397.7	160
196	7/15/2010 0:00	2400	9.84	59.63	2.206	290.5	-65.17	-31.88	18.32	15.5	0.254	0.013		397.9	160.2
196	7/15/2010 1:00	100	9.37	61.16	1.624	276.1	-51.33	-33.38	17.77	14.48	0.251	0.013		398.1	160.4
196	7/15/2010 2:00	200	8.71	64.83	1.243	223.2	-65.44	-34.88	17.21	13.71	0.249	0.013		397.8	160.1
196	7/15/2010 3:00	300	7.68	71.9	0.561	84	-70.9	-38.11	16.68	12.87	0.247	0.011		397.8	160.1
196	7/15/2010 4:00	400	6.91	72.04	0.204	41.02	-69.46	-46.77	15.15	12.07	0.245	0.011		397.8	160.1
196	7/15/2010 5:00	500	6.311	79.8	0.723	107.7	-65.38	-40.95	15.62	11.37	0.243	0.011		397.9	160.2
196	7/15/2010 6:00	600	5.975	81.8	0.847	58.96	-42.46	-37.64	15.12	10.91	0.241	0.011		397.9	160.2
196	7/15/2010 7:00	700	6.482	82	1.316	145	2.66	-26.56	14.69	10.95	0.239	0.011		397.9	160.2
196	7/15/2010 8:00	800	6.942	80.5	1.117	166.3	35.18	-14.52	14.41	11.42	0.238	0.013		397.9	160.2
196	7/15/2010 9:00	900	7.87	76.7	1.012	217.4	92.2	0.955	14.31	12.26	0.238	0.011		397.9	160.2
196	7/15/2010 10:00	1000	8.94	72.3	1.8	250.9	158.1	22.57	14.41	13.79	0.238	0.012		397.7	160
196	7/15/2010 11:00	1100	8.86	74.6	2.405	236	68.36	13.25	14.76	14.46	0.24	0.012		397.9	160.2
196	7/15/2010 12:00	1200	8.77	78	3.096	252.2	138.1	4.546	15.05	14.25	0.241	0.013		398	160.3
196	7/15/2010 13:00	1300	9.45	78	4.164	291.1	177.1	18.78	15.21	14.94	0.242	0.013		397.7	160
196	7/15/2010 14:00	1400	10.08	76.3	4.094	287.4	197.8	20.09	15.49	15.61	0.242	0.015		397.8	160.1
196	7/15/2010 15:00	1500	11.97	63.9	4.034	285.5	230	31.84	15.84	16.66	0.244	0.016		397.7	160
196	7/15/2010 16:00	1600	12.89	58.01	3.7	278.8	203.7	34.19	16.29	17.53	0.245	0.014		397.8	160.1
196	7/15/2010 17:00	1700	13.66	55.53	4.084	262.8	299.4	54.23	16.78	19.05	0.247	0.013		397.9	160.2
196	7/15/2010 18:00	1800													



Faro Meteorological Data January 01 - December 31, 2010



Faro Climate Station - 2010 data

Note: Cumulative precipitation is calculated in column 'V', while raw instrument numbers are seen in column 'U'.

-0.1

Julian Day	Date	HR	Tair	RH %	WindV	WindD	NetRad	SoilHF	SoilT2	SoilT3	Soil W	SnoD	Precip	Precip (rev)
198	7/17/2010 2:20	2200	11.24	58.54	3.599	295.6	7.59	-10.83	16.95	15.39	0.25	0.015	399.5	161.8
198	7/17/2010 2:30	2300	10.74	61.39	2.089	274.2	-21.17	-14.64	14.64	14.64	0.248	0.014	399.5	161.8
199	7/18/2010 0:00	2400	10.38	62.7	1.001	255.9	-44.1	-21.59	16.26	13.83	0.246	0.014	399.4	161.7
199	7/18/2010 1:00	100	10.19	63.34	2.159	264.1	-45.41	-24.46	15.86	13.07	0.245	0.014	399.1	161.4
199	7/18/2010 2:00	200	9.65	65.43	2.585	289	-52.24	-27.12	15.45	12.38	0.243	0.014	399.1	161.4
199	7/18/2010 3:00	300	9.6	65.29	3.196	303.3	-59.34	-29.92	15.03	11.69	0.242	0.014	399	161.3
199	7/18/2010 4:00	400	9.2	66.86	2.256	293.7	-60.4	-30.7	14.61	11.11	0.24	0.013	399.6	161.9
199	7/18/2010 5:00	500	8.81	68.95	1.295	109.2	-51.52	-30.84	14.19	10.58	0.238	0.015	399.5	161.8
199	7/18/2010 6:00	600	8.75	69.88	0.714	346.9	-30.92	-26.88	13.81	10.31	0.236	0.012	399.7	162
199	7/18/2010 7:00	700	9.1	68.49	0.824	39.48	0.005	-17.11	13.5	10.48	0.235	0.014	399.5	161.8
199	7/18/2010 8:00	800	9.42	67.02	1.17	203.8	1.036	-11.43	13.32	10.78	0.235	0.014	399.6	161.9
199	7/18/2010 9:00	900	10.52	62.42	1.411	155.9	117.1	-5.056	13.23	11.06	0.234	0.012	399.7	162
199	7/18/2010 10:00	1000	13.12	51.9	1.879	250.9	248.8	41.12	13.33	13.6	0.234	0.015	399.4	161.7
199	7/18/2010 11:00	1100	14.58	45.94	4.422	281.9	325.6	61.25	13.88	16.34	0.237	0.014	399.7	162
199	7/18/2010 12:00	1200	15.33	41.21	4.373	279.9	340.2	71.3	14.59	18.51	0.239	0.013	398.6	160.9
199	7/18/2010 13:00	1300	15.95	36.89	4.274	272	289.9	64.81	15.3	19.78	0.242	0.013	399.3	161.6
199	7/18/2010 14:00	1400	16.35	33.01	4.297	298.1	256.2	54.05	16.08	20.17	0.245	0.014	398.3	160.6
199	7/18/2010 15:00	1500	17.25	31.12	4.127	279.3	371.6	66.01	16.8	21.17	0.248	0.012	399.1	161.4
199	7/18/2010 16:00	1600	16.55	36.83	5.559	242.9	298.1	59.33	17.67	22.16	0.251	0.018	399.1	161.4
199	7/18/2010 17:00	1700	17.13	34.69	5.581	248.9	245.7	66.57	18.43	23.04	0.254	0.013	399	161.3
199	7/18/2010 18:00	1800	14.47	45.21	3.229	310.9	73.2	10.27	19.04	21.1	0.257	0.014	399	161.3
199	7/18/2010 19:00	1900	16.09	41.4	0.992	252.7	157	25.16	19.1	20.65	0.256	0.014	399.2	161.5
199	7/18/2010 20:00	2000	16.3	39.96	3.148	231.9	55.85	21.51	19.18	20.64	0.256	0.015	399.3	161.6
199	7/18/2010 21:00	2100	16.27	39.38	3.621	236.6	47.22	6.178	19.24	19.57	0.256	0.013	399.3	161.6
199	7/18/2010 22:00	2200	16.25	38.95	2.611	228.2	-14.27	3.485	19.1	18.97	0.255	0.013	399.1	161.4
199	7/18/2010 23:00	2300	14.84	45.6	1.29	139.9	-64	-13.27	18.86	17.74	0.254	0.014	399.1	161.4
200	7/19/2010 0:00	2400	11.6	56.6	3.05	265.3	72	-29.84	18.43	16.17	0.253	0.014	399.4	161.7
200	7/19/2010 1:00	100	10.73	57.76	2.347	13.84	-71.9	-35.37	17.85	14.85	0.25	0.014	399.4	161.7
200	7/19/2010 2:00	200	9.68	60.57	1.643	2.359	-66.67	-36.88	17.23	13.84	0.248	0.013	399.4	161.7
200	7/19/2010 3:00	300	9.16	63.69	1.233	4.719	-68.05	-36.9	16.62	13.03	0.245	0.014	399.4	161.7
200	7/19/2010 4:00	400	8.96	63.21	1.599	358.1	-66.52	-37.15	16.06	12.32	0.243	0.014	399.3	161.6
200	7/19/2010 5:00	500	8.36	66.42	1.001	9.01	-63.02	-36.9	15.54	11.7	0.241	0.014	399.3	161.6
200	7/19/2010 6:00	600	8.38	66.48	1.505	11.06	-52.26	-34.84	15.06	11.22	0.239	0.014	399.4	161.7
200	7/19/2010 7:00	700	9.69	61.84	0.95	21.07	6.95	-24.48	14.64	11.19	0.237	0.011	399.4	161.7
200	7/19/2010 8:00	800	12.1	48	0.86	73.2	55.03	-13.03	14.35	11.68	0.236	0.009	399.5	161.8
200	7/19/2010 9:00	900	16.42	37.95	0.973	98.1	150	10.06	14.35	12.71	0.236	0.013	399.5	161.8
200	7/19/2010 10:00	1000	16.58	38.28	1.484	121	232.8	43.03	14.69	15.21	0.237	0.013	399.6	161.9
200	7/19/2010 11:00	1100	17.32	35.55	2.193	147.4	297.4	68.12	15.36	18.1	0.24	0.012	399.4	161.7
200	7/19/2010 12:00	1200	18.24	32.44	2.711	173.3	376.8	87.7	16.11	20.82	0.243	0.013	398.7	161
200	7/19/2010 13:00	1300	19.02	29.05	3.316	156.4	446.5	99	16.87	23.27	0.246	0.016	399	161.3
200	7/19/2010 14:00	1400	19.41	27.7	4.2	214.7	372.4	86.1	17.89	24.66	0.25	0.014	399.5	161.8
200	7/19/2010 15:00	1500	19.7	28.01	3.725	211.3	336.6	73.7	18.98	25.11	0.255	0.012	399.4	161.7
200	7/19/2010 16:00	1600	19.29	28.6	2.644	253.1	263.1	68.22	19.25	25.63	0.258	0.016	399.1	161.4
200	7/19/2010 17:00	1700	19.27	31.4	4.317	272.8	137.5	43.91	20.76	25.03	0.261	0.015	399.5	161.8
200	7/19/2010 18:00	1800	18.74	31.22	4.065	280.8	166.1	27.59	21.12	23.86	0.262	0.015	399.2	161.5
200	7/19/2010 19:00	1900	18.86	31.35	2.765	285.9	105.9	29.95	21.23	23.62	0.262	0.013	399	161.3
200	7/19/2010 20:00	2000	17.9	33.01	2.319	248.4	10.68	10.9	21.3	22.58	0.262	0.014	399.5	161.8
200	7/19/2010 21:00	2100	17.8	37.76	1.496	28.27	39.13	3.047	21.15	21.35	0.261	0.015	399.2	161.5
200	7/19/2010 22:00	2200	17.49	35.92	1.944	177.4	-8.13	3.792	20.89	20.9	0.259	0.014	399.3	161.6
200	7/19/2010 23:00	2300	15.63	47.28	1.947	34.81	-50.66	-13.19	20.61	19.63	0.258	0.014	399.3	161.6
201	7/20/2010 0:00	2400	13.76	51.26	1.974	32.84	-60.45	-25.45	20.27	18.22	0.256	0.015	399.5	161.8
201	7/20/2010 1:00	100	12.98	47.18	1.536	34.38	-54.85	-29.03	19.61	17.09	0.254	0.015	399.3	161.6
201	7/20/2010 2:00	200	12.15	49.41	1.86	28.64	-41.56	-29.71	19.03	16.21	0.252	0.015	399.3	161.6
201	7/20/2010 3:00	300	12.04	52.3	1.566	15.23	-34.14	-25.97	18.49	15.67	0.249	0.015	399.2	161.5
201	7/20/2010 4:00	400	11.79	55.12	1.198	10.77	-35.15	-24.57	18.03	15.23	0.247	0.014	399.3	161.6
201	7/20/2010 5:00	500	11.22	59	0.581	325.9	-40.84	-23.24	17.63	14.86	0.246	0.014	399.4	161.7
201	7/20/2010 6:00	600	11.5	60.36	1.393	70.3	-40.98	-22.92	17.27	14.48	0.244	0.014	399.4	161.7
201	7/20/2010 7:00	700	11.26	61.78	1.28	4.923	-22.37	-23.35	16.93	14.09	0.244	0.014	399.4	161.7
201	7/20/2010 8:00	800	12.29	58.34	0.641	342.8	14.64	-14.31	16.63	14.14	0.242	0.014	399.4	161.7
201	7/20/2010 9:00	900	13.21	49	0.586	71.1	121.45	-24.17	14.52	13.41	0.241	0.011	399.5	161.8
201	7/20/2010 10:00	1000	16.48	41.6	0.871	185.4	239.6	44.88	16.55	17.22	0.241	0.012	399.1	161.4
201	7/20/2010 11:00	1100	16.83	40.91	1.811	259.6	280.9	58.64	17.13	19.54	0.244	0.013	399.2	161.5
201	7/20/2010 12:00	1200	17.23	41.06	2.441	281.5	234.6	63.18	17.82	21.41	0.247	0.015	399.4	161.7
201	7/20/2010 13:00	1300	17.82	39.89	2.971	268.6	365.6	78.1	18.48	23.08	0.249	0.014	398.5	160.8
201	7/20/2010 14:00	1400	17.8	39.56	4.358	259.1	250.1	57.69	19.3	23.79	0.253	0.015	399.2	161.5
201	7/20/2010 15:00	1500	18.38	37.6	4.295	260.7	320.8	53.22	20.02	23.85	0.256	0.016	399.1	161.4
201	7/20/2010 16:00	1600	18.27	39.86	3.34	270.4	266.7	60.98	20.64	24.93	0.258	0.015	398.7	161
201	7/20/2010 17:00	1700	16.96	40.9	4.09	53.87	117.2	42.05	21.27	24.84	0.26	0.014	399.5	161.8
201	7/20/2010 18:00	1800	14.89	57.52	4.811	36.38	83.2	8.86	21.64	22.98	0.261	0.015	399.3	161.6
201	7/20/2010 19:00	1900	13.82	68.39	3.467	29.3	-68.1	-17.95	21.51	20.96	0.261	0.014	399.8	162.1
201	7/20/2010 20:00	2000	13.37	73.7	2.062	21.78	-28.19	-27.73	21.01	19.06	0.259	0.014	399.6	161.9
201	7/20/2010 21:00	2100	12.38	76	2.486	155.5	-73.3	-32.24	20.35	17.89	0.256	0.015	401.1	163.4
201	7/20/2010 22:00	2200	11.06	83.5	1.383	343.8	-45.18	-35.95	19.69	16.64	0.253	0.016	402.1	164.4
201	7/20/2010 23:00	2300	10.63	85.9	1.249	98.6	-41.47	-35.41	19.04	15.79	0.25	0.013	402.9	165.2
202	7/21/2010 0:00	2400	10.17	89.3	1.588	38.73	-39.38	-34.91	18.46	15.08	0.248	0.015	403.	



Faro Meteorological Data

January 01 - December 31, 2010



Faro Climate Station - 2010 data

Note: Cumulative precipitation is calculated in column 'V', while raw instrument numbers are seen in column 'U'.

-0.1

Julian Day	Date	Hr	Tair	RH %	WindV	WindD	NetRad	SoilHF	SoilT2	SoilT3	Soil W	SnoD	Precip	Precip (rev)
204	7/23/2010 3:00	300	8.77	70.5	0.678	188.2	-45.35	-29.88	15.13	11.6	0.251	0.013	405.1	167.4
204	7/23/2010 4:00	400	8.16	71.7	0.679	188.2	-34.03	-29.87	14.75	11.19	0.249	0.013	404.8	167.1
204	7/23/2010 5:00	500	8.06	75.3	2.001	258.1	-20.9	-27.26	14.4	10.91	0.248	0.013	405.2	167.5
204	7/23/2010 6:00	600	7.39	82.4	0.711	74.6	-34	-24.83	14.09	10.74	0.246	0.013	405.4	167.7
204	7/23/2010 7:00	700	7.5	81.4	0.869	152.1	-35.46	-20.49	13.84	10.71	0.245	0.013	405.5	167.8
204	7/23/2010 8:00	800	7.91	76.9	0.348	151.8	-5.884	-13.41	13.65	10.91	0.244	0.012	405.5	167.8
204	7/23/2010 9:00	900	8.13	73.7	0.815	193	18.42	-3.495	13.55	11.46	0.244	0.013	405.7	168
204	7/23/2010 10:00	1000	8.45	72.3	1.788	186.2	79.1	4.842	13.58	12.09	0.244	0.014	405.6	167.9
204	7/23/2010 11:00	1100	8.5	66.22	2.379	176	52.85	0.25	13.71	12.39	0.245	0.012	405.3	167.6
204	7/23/2010 12:00	1200	8.71	65.89	3.697	169.6	114.1	-3.165	13.8	12.23	0.245	0.013	404.8	167.1
204	7/23/2010 13:00	1300	9.45	58.51	2.794	170	256.6	-3.94	13.85	12.95	0.245	0.011	405	167.7
204	7/23/2010 14:00	1400	9.58	56.61	4.284	175.6	-155	16.85	14.07	14.01	0.246	0.014	405.8	168.1
204	7/23/2010 15:00	1500	10.15	56.99	3.61	166.6	313	31.31	14.39	14.93	0.247	0.013	405.4	167.7
204	7/23/2010 16:00	1600	9.98	58.72	3.745	173.3	102.4	15.97	14.84	15.3	0.249	0.013	405.2	167.5
204	7/23/2010 17:00	1700	10.25	58.21	3.361	174.8	167.5	12.89	15.13	14.95	0.25	0.013	405.4	167.7
204	7/23/2010 18:00	1800	9.47	64.59	2.821	180.3	71.8	5.175	15.27	14.92	0.25	0.013	405.3	167.6
204	7/23/2010 19:00	1900	10.14	59.83	2.302	171.9	135.9	12.51	15.35	14.99	0.25	0.014	405.8	168.1
204	7/23/2010 20:00	2000	9.93	63.18	3.003	278.9	67.19	3.776	15.44	14.88	0.25	0.013	405.3	167.6
204	7/23/2010 21:00	2100	9.62	65.1	2.102	278.4	-0.64	-9.86	15.47	14.09	0.25	0.014	405.3	167.6
204	7/23/2010 22:00	2200	9.79	64.4	1.438	300.1	-17.45	-11.4	15.35	13.57	0.25	0.012	405.3	167.6
204	7/23/2010 23:00	2300	8.96	69.44	0.788	279.6	-56.23	-26.05	15.14	12.54	0.249	0.013	405.4	167.7
205	7/24/2010 0:00	2400	7.73	76.1	1.385	254.3	-30.6	-27.39	14.78	11.76	0.247	0.013	405.4	167.7
205	7/24/2010 1:00	100	7.28	79.4	2.078	263.6	-28.59	-26.36	14.4	11.27	0.245	0.013	405.2	167.5
205	7/24/2010 2:00	200	6.68	85.5	1.823	269.3	-41.95	-27.73	14.04	10.8	0.244	0.013	405.3	167.6
205	7/24/2010 3:00	300	6.504	85.8	1.03	245.8	-46.26	-25.92	13.71	10.46	0.242	0.014	405.4	167.7
205	7/24/2010 4:00	400	6.425	84.8	0.893	256.4	-50.3	-28.55	13.4	10.04	0.241	0.014	405.4	167.7
205	7/24/2010 5:00	500	6.273	85.8	0.785	259.3	-31.21	-26.92	13.09	9.72	0.24	0.013	405.4	167.7
205	7/24/2010 6:00	600	6.238	87.8	0.974	220.8	-27.21	-23.13	12.81	9.65	0.239	0.013	405.4	167.7
205	7/24/2010 7:00	700	6.369	87.1	0.877	220.1	-7.06	-19.75	12.6	9.62	0.238	0.014	405.3	167.6
205	7/24/2010 8:00	800	6.9	85.2	1.57	235.6	34.79	-12.79	12.44	9.86	0.237	0.014	405.5	167.8
205	7/24/2010 9:00	900	7.37	82.4	2.856	264.3	32.77	-6.313	12.39	10.32	0.237	0.014	405.2	167.5
205	7/24/2010 10:00	1000	7.76	81.3	2.759	257.1	36.71	-5.085	12.41	10.47	0.237	0.014	405.4	167.7
205	7/24/2010 11:00	1100	8.72	75.7	3.347	247.7	108.1	2.724	12.47	11.04	0.237	0.014	405.4	167.7
205	7/24/2010 12:00	1200	9.19	74.5	4.682	243.4	154	10.78	12.63	11.81	0.237	0.014	405.2	167.5
205	7/24/2010 13:00	1300	9.56	74.7	5.201	253.9	146.6	17.66	12.87	12.64	0.238	0.015	405.1	167.4
205	7/24/2010 14:00	1400	9.34	79.4	4.402	262.9	107.1	9.3	13.18	12.83	0.24	0.013	405.7	168
205	7/24/2010 15:00	1500	10.3	74.4	4.08	284.1	136.9	18.24	13.43	13.5	0.24	0.016	405.3	167.6
205	7/24/2010 16:00	1600	11.27	68.78	4.301	262.5	255.3	24.07	13.73	14.06	0.241	0.015	405	167.3
205	7/24/2010 17:00	1700	12	65.96	4.695	257.7	238.5	39.53	14.1	15.63	0.243	0.014	405.5	167.8
205	7/24/2010 18:00	1800	12.52	66.39	4.456	241.9	321	45.43	14.66	16.65	0.245	0.014	405.6	167.9
205	7/24/2010 19:00	1900	12.05	67.84	4.748	239.9	139.9	41.58	15.28	17.68	0.246	0.013	405.1	167.4
205	7/24/2010 20:00	2000	12.53	64.28	3.759	241.8	113	14.44	15.79	16.54	0.249	0.015	405	167.3
205	7/24/2010 21:00	2100	11.85	68.51	4.341	248.3	5.602	0.581	15.86	15.71	0.249	0.014	405.4	167.7
205	7/24/2010 22:00	2200	10.69	73.7	3.167	255.6	-13.86	-11.97	15.89	14.52	0.249	0.014	405	167.3
205	7/24/2010 23:00	2300	10.4	73.4	3.243	268.3	-20.09	-16.54	15.59	13.65	0.247	0.014	405.5	167.8
206	7/25/2010 0:00	2400	10.2	73.6	2.339	257.9	-34.93	-19.08	15.24	12.95	0.246	0.014	405.4	167.7
206	7/25/2010 1:00	100	9.36	76.4	1.306	212.3	-51.3	-23.46	14.88	12.24	0.244	0.014	405.3	167.6
206	7/25/2010 2:00	200	8.65	79.4	0.995	136.1	-62.38	-29.67	14.49	11.4	0.243	0.014	405.3	167.6
206	7/25/2010 3:00	300	7.78	83.2	0.872	100.6	-65.43	-32.43	14.07	10.65	0.241	0.014	405.3	167.6
206	7/25/2010 4:00	400	7.68	82.7	1.406	160.1	-64.16	-33.87	13.63	9.99	0.239	0.014	405.3	167.6
206	7/25/2010 5:00	500	7.82	80.8	1.472	252.2	-63.61	-33.19	13.21	9.49	0.237	0.014	405.4	167.7
206	7/25/2010 6:00	600	7.32	81.3	1.151	233.8	-55.9	-32.77	12.81	9.06	0.236	0.013	405.8	168.1
206	7/25/2010 7:00	700	8	76.5	0.748	105.3	-7.67	-23.4	12.46	9.04	0.235	0.012	405.4	167.7
206	7/25/2010 8:00	800	8.23	72.2	1.531	171	64.04	-15.89	12.23	9.42	0.234	0.013	405.4	167.7
206	7/25/2010 9:00	900	10.39	63.1	0.754	127.1	143.6	4.147	12.21	10.26	0.234	0.013	405.4	167.7
206	7/25/2010 10:00	1000	10.88	60.76	2.424	229.4	229.2	33.39	12.47	12.43	0.234	0.015	405.5	167.8
206	7/25/2010 11:00	1100	12.23	56.5	2.487	179.1	317.1	58.5	13.04	15.06	0.237	0.017	405.4	167.7
206	7/25/2010 12:00	1200	13.43	52.68	2.889	239.3	375.6	80.9	13.68	17.82	0.239	0.018	405.3	167.6
206	7/25/2010 13:00	1300	14.63	48.64	4.085	258.7	433.5	79	14.41	19.64	0.242	0.011	405.4	167.7
206	7/25/2010 14:00	1400	14.47	44.42	4.442	318.3	668.26	167.3	14.66	20.75	0.245	0.013	405.6	167.9
206	7/25/2010 15:00	1500	14.94	48.14	4.184	256.5	352.3	53.94	16.28	20.69	0.249	0.012	404.9	167.2
206	7/25/2010 16:00	1600	15.69	44.77	3.194	264.9	221.8	68.43	17.07	22.09	0.251	0.015	405.3	167.6
206	7/25/2010 17:00	1700	15.54	45.47	3.111	248	115.9	32.89	17.84	21.09	0.255	0.015	405.2	167.5
206	7/25/2010 18:00	1800	15.41	46.63	2.938	272.6	69.17	19.43	18.16	20.13	0.256	0.015	405.3	167.6
206	7/25/2010 19:00	1900	15.79	44.49	2.677	283.7	114.8	20.11	18.2	19.61	0.255	0.015	405.3	167.6
206	7/25/2010 20:00	2000	15.76	44.53	2.876	287.3	58.46	13.42	18.23	19.21	0.255	0.015	405.3	167.6
206	7/25/2010 21:00	2100	15.78	45.48	2.456	264.5	26.65	5.076	18.21	18.5	0.255	0.013	405.2	167.5
206	7/25/2010 22:00	2200	14.9	50.38	1.634	275	-38.94	-29.04	18.17	17.72	0.254	0.014	405.1	167.4
206	7/25/2010 23:00	2300	13.59	55.6	0.954	309.8	-65.08	-19.9	17.84	16.26	0.253	0.014	405.2	167.5
207	7/26/2010 0:00	2400	11.77	63.92	1.121	53.04	-62.6	-26.98	17.39	15.15	0.251	0.014	405.2	167.5
207	7/26/2010 1:00	100	10.47	68.55	1.4	31.3	-61.89	-30.75	16.87	14.14	0.248	0.014	405.2	167.5
207	7/26/2010 2:00	200	9.71	71.5	1.615	21.62	-64.79	-33.28	16.34	13.25	0.246	0.014	405.2	167.5
207	7/26/2010 3:00	300	9.11	73.1	1.774	22.29	-62.3	-34.37	15.81	12.47	0.244	0.014	405.2	167.5
207	7/26/2010 4:00	400	8.64	74.5	1.924	21.97	-61.92	-34.78	15.3	11.8	0.242	0.014	405.2	167.5
207	7/26/2010 5:00	500	8.09	76.5	1.639	17.4	-62.58	-35.22	14.82	11.2	0.24	0.014	405.1	167.4
207	7/26/2010 6:00													



Faro Meteorological Data January 01 - December 31, 2010



Faro Climate Station - 2010 data

Note: Cumulative precipitation is calculated in column 'V', while raw instrument numbers are seen in column 'U'.

-0.1

Julian Day	Date	HR	Tair	RH %	WindV	WindD	NetRad	SoilHF	SoilT2	SoilT3	Soil W	SnoD	Precip	Precip (rev)
209	7/28/2010 8:00	800	9.21	67.3	0.833	304	36.79	-21.6	16.54	13.35	0.241	0.013	405.2	167.5
209	7/28/2010 9:00	900	9.94	67.7	0.853	285.8	90	-8.59	13.84	12.4	0.017	0.047	405.2	167.5
209	7/28/2010 10:00	1000	11.73	51.64	3.866	290.3	190.4	19.81	16.33	15.38	0.24	0.016	404.4	166.7
209	7/28/2010 11:00	1100	12.98	41.06	4.332	281.9	273	33.79	16.62	17.08	0.241	0.016	404.9	167.2
209	7/28/2010 12:00	1200	14.01	35.71	4.7	293.4	362.2	55.84	17.01	19.23	0.243	0.015	405.2	167.5
209	7/28/2010 13:00	1300	14.8	35.68	3.473	293	395	66.29	17.57	21.28	0.245	0.015	404.6	166.9
209	7/28/2010 14:00	1400	15.3	36.88	4.23	275.8	340.7	70.3	18.39	23.09	0.248	0.016	404.9	167.2
209	7/28/2010 15:00	1500	15.96	34.84	3.742	277.4	413.7	60.42	19.31	23.6	0.252	0.013	405.2	167.5
209	7/28/2010 16:00	1600	16.84	32.81	4.011	277.2	443.4	86	20.24	25.78	0.255	0.015	405.1	167.4
209	7/28/2010 17:00	1700	17.08	31.72	3.197	290.7	348.5	80.2	21.34	26.94	0.256	0.014	404.7	167
209	7/28/2010 18:00	1800	17.37	32.03	3.178	317.3	225.1	55.51	22.29	26.8	0.263	0.016	404.9	167.2
209	7/28/2010 19:00	1900	17.29	31.1	3.438	285.6	156.5	39.05	22.87	26.04	0.265	0.013	405.2	167.5
209	7/28/2010 20:00	2000	16.7	33.09	3.391	292.4	49.72	6.735	23.13	24.22	0.266	0.012	404	166.3
209	7/28/2010 21:00	2100	16.47	34.46	3.378	322.8	13.84	-2.331	22.99	22.73	0.265	0.015	404.3	166.6
209	7/28/2010 22:00	2200	15.68	37.56	2.858	315.6	-46.16	-14.28	22.64	21.36	0.263	0.014	404.9	167.2
209	7/28/2010 23:00	2300	13.69	44.42	1.922	1.149	-80.8	-29.89	22.09	19.71	0.261	0.015	405	167.3
210	7/29/2010 0:00	2400	10.76	56.19	3.041	26.55	-80.9	-42.44	21.39	17.99	0.258	0.015	405.1	167.4
210	7/29/2010 1:00	100	10.02	56.67	2.452	20.38	-78.6	-45.7	20.6	16.59	0.255	0.014	405.1	167.4
210	7/29/2010 2:00	200	9.07	59.28	2.082	18.18	-76.3	-46.37	19.81	15.49	0.251	0.014	404.8	167.1
210	7/29/2010 3:00	300	8.47	62.5	1.753	13.1	-73.8	-45.87	19.06	14.59	0.248	0.014	405	167.3
210	7/29/2010 4:00	400	8.05	64.46	1.924	14.96	-71	-45.3	18.38	13.82	0.246	0.014	405	167.3
210	7/29/2010 5:00	500	7.83	65.64	1.481	14.05	-69	-44.02	17.75	13.16	0.243	0.014	405	167.3
210	7/29/2010 6:00	600	7.65	67.82	1.201	18.79	-59.8	-41.92	17.18	12.63	0.241	0.014	405	167.3
210	7/29/2010 7:00	700	8.24	65.53	1.293	357.4	-25.86	-34.71	16.68	12.41	0.239	0.014	405.1	167.4
210	7/29/2010 8:00	800	10.38	59.18	0.402	41.04	30.22	-22.22	16.29	12.71	0.238	0.009	405.1	167.4
210	7/29/2010 9:00	900	10.94	45.74	0.712	98.7	102.3	-0.213	16.12	13.68	0.237	0.008	405	167.3
210	7/29/2010 10:00	1000	15.08	41.88	0.706	149.8	194.8	30.27	15.71	17.38	0.01	0.011	405.1	167.4
210	7/29/2010 11:00	1100	16.43	37.93	1.119	306.2	259.2	56.6	16.68	18.38	0.239	0.014	405.2	167.5
210	7/29/2010 12:00	1200	16.77	36.33	2.682	258.7	326.3	69.05	17.31	20.71	0.242	0.014	405	167.3
210	7/29/2010 13:00	1300	17.56	33.06	2.615	266.2	367.6	78.1	18.03	22.81	0.245	0.013	404.7	167
210	7/29/2010 14:00	1400	18.46	31.89	2.657	242.8	392.7	86.3	18.98	24.86	0.249	0.016	405.2	167.5
210	7/29/2010 15:00	1500	18.94	30.7	3.114	268.6	393.3	80.9	20.1	26.07	0.253	0.014	405	167.3
210	7/29/2010 16:00	1600	19.57	30.25	2.859	236.5	412.2	88.1	21.26	27.45	0.257	0.012	405	167.3
210	7/29/2010 17:00	1700	19.93	27.82	2.266	250.2	259.5	79.6	22.4	28.49	0.261	0.016	405.6	165.9
210	7/29/2010 18:00	1800	20.22	28.12	2.925	273.1	256.5	64.75	23.31	28.27	0.265	0.013	404.9	167.2
210	7/29/2010 19:00	1900	20.46	26.97	2.504	273.4	166.4	49.88	23.91	27.97	0.267	0.014	405	167.3
210	7/29/2010 20:00	2000	20.22	27.9	2.811	255.1	69.29	24.11	24.3	26.63	0.268	0.013	404.7	167
210	7/29/2010 21:00	2100	19.96	30.04	1.43	344.6	41.86	10.06	24.34	25.14	0.268	0.012	404.8	167.1
210	7/29/2010 22:00	2200	18.61	35.42	2.785	32.72	-18.13	1.871	24.13	24.09	0.266	0.014	404.5	166.8
210	7/29/2010 23:00	2300	15.88	46.63	3.243	29.82	-69.11	-22.42	23.74	22.2	0.265	0.014	405	167.3
211	7/30/2010 0:00	2400	14.16	50.64	2.647	34.14	-59.47	-33.38	23.09	20.41	0.262	0.015	405.2	167.5
211	7/30/2010 1:00	100	13.86	51.68	2.004	26.29	-55.73	-31.56	22.34	19.29	0.259	0.015	405	167.3
211	7/30/2010 2:00	200	12.71	54.15	1.301	11.93	-51.17	-31.99	21.64	18.38	0.256	0.015	405	167.3
211	7/30/2010 3:00	300	12.76	56.77	1.405	16.21	-40.52	-32.71	21	17.61	0.253	0.014	405.1	167.4
211	7/30/2010 4:00	400	12.23	58.25	0.971	347.5	-57.07	-32.45	20.42	16.91	0.251	0.014	405	167.3
211	7/30/2010 5:00	500	11.31	61.25	1.813	13.06	-70.7	-36.68	19.88	16.14	0.248	0.014	405	167.3
211	7/30/2010 6:00	600	10.44	63.77	1.449	19.87	-62.53	-38.35	19.34	15.36	0.247	0.014	405	167.3
211	7/30/2010 7:00	700	10.82	62.89	1.106	9.3	-29.27	-33.01	18.8	14.91	0.245	0.013	405.1	167.4
211	7/30/2010 8:00	800	12.69	57.07	0.591	42.95	28.54	-21.2	18.37	15.05	0.243	0.012	405.1	167.4
211	7/30/2010 9:00	900	14.78	48.61	1.487	110.2	105.1	-0.495	18.13	15.82	0.242	0.012	405.1	167.4
211	7/30/2010 10:00	1000	16.49	44.3	1.092	150.8	187	28.77	18.15	17.68	0.242	0.012	405.2	167.5
211	7/30/2010 11:00	1100	17.57	40.2	1.682	283.3	264.7	55.22	18.57	20.25	0.244	0.013	404.5	166.8
211	7/30/2010 12:00	1200	18.32	38.41	2.766	273.4	261.7	60.57	19.13	22.18	0.246	0.017	404.6	166.9
211	7/30/2010 13:00	1300	19.08	32.57	2.856	270.2	386.3	75	19.72	24.06	0.248	0.019	404.8	167.1
211	7/30/2010 14:00	1400	19.8	29.77	3.684	272.2	405.5	82.8	20.56	26.13	0.251	0.019	404	166.3
211	7/30/2010 15:00	1500	20.27	29.71	3.443	258.7	376.3	82.1	21.62	27.4	0.256	0.014	405.1	167.4
211	7/30/2010 16:00	1600	20.74	29.01	3.779	276.1	338.9	70.8	22.75	28.12	0.26	0.014	404.9	167.2
211	7/30/2010 17:00	1700	21.46	27.33	2.358	260.7	346.2	80.1	23.68	29.05	0.263	0.013	404.9	167.2
211	7/30/2010 18:00	1800	21.33	28.05	2.786	270.9	244.4	68.69	24.52	29.63	0.266	0.014	404.9	167.2
211	7/30/2010 19:00	1900	20.22	28.12	2.925	273.1	256.5	64.75	23.31	28.27	0.265	0.013	404.9	167.2
211	7/30/2010 20:00	2000	20.17	28.35	2.303	226.4	94.6	25.91	25.43	27.52	0.269	0.012	405	167.3
211	7/30/2010 21:00	2100	20.6	32.08	2.176	109.1	42.89	11.59	25.45	26.31	0.269	0.013	404.8	167.1
211	7/30/2010 22:00	2200	18.68	40.36	2.19	52.13	-26.95	-1.771	25.27	24.99	0.268	0.015	404.7	167
211	7/30/2010 23:00	2300	16.13	49.52	2.422	29.91	-61.96	-23.05	24.83	23.14	0.266	0.014	405.1	167.4
212	7/31/2010 0:00	2400	14.54	53.43	2.01	22.17	-71.7	-34.1	24.17	21.41	0.263	0.014	404.8	167.1
212	7/31/2010 1:00	100	13.6	56.68	1.615	23.75	-70.1	-37.48	23.41	20.05	0.26	0.014	405.1	167.4
212	7/31/2010 2:00	200	12.91	58.52	1.721	17.3	-66.1	-38.62	22.65	18.96	0.257	0.015	405	167.3
212	7/31/2010 3:00	300	12.62	60.17	1.16	20.66	-54.76	-37.14	21.94	18.11	0.254	0.015	404.9	167.2
212	7/31/2010 4:00	400	12.41	61.62	1.005	19.93	-57.4	-34.76	21.3	17.51	0.251	0.016	405	167.3
212	7/31/2010 5:00	500	13.5	54.12	0.837	24.47	-53.63	-32.97	20.74	16.97	0.249	0.014	405	167.3
212	7/31/2010 6:00	600	13.93	48.45	0.964	324.8	-55.99	-32.24	20.24	16.51	0.247	0.013	405.1	167.4
212	7/31/2010 7:00	700	13.98	47.79	2.671	276.8	-26.61	-27.19	19.79	16.22	0.246	0.014	404.7	167
212	7/31/2010 8:00	800	14	48.34	3.028	277.4	18.39	-18.64	19.42	16.3	0.244	0.014	404.3	166.6
212	7/31/2010 9:00	900	14.33	46.92	3.615	263.1	75.1	-4.711	19.19	16.8	0.244	0.013	404.9	167.2
212	7/31/2010 10:00	1000	14.91	44.15	3.781	272.5	136.3	10.33	19.13	17.72	0.244	0.014	404.8	167.1



Faro Meteorological Data January 01 - December 31, 2010



Faro Climate Station - 2010 data

Note: Cumulative precipitation is calculated in column 'V', while raw instrument numbers are seen in column 'U'.

-0.1

Julian Day	Date	Hr	Tair	RH %	WindV	WindD	NetRad	SoilHF	SoilT2	SoilT3	Soil W	SnoD	Precip	Precip (rev)
214	8/2/2010 13:00	1300	18.4	46.13	3.208	273.9	180.6	35.29	19.56	20.4	0.244	0.016	405.3	167.6
214	8/2/2010 14:00	1400	17.7	47.3	4.957	283.3	176.3	39.24	21.42	21.5	0.245	0.016	405	167.3
214	8/2/2010 15:00	1500	19.04	38.39	5.615	307.7	98.6	25.22	20.5	21.64	0.248	0.014	405	167.3
214	8/2/2010 16:00	1600	19.17	39.02	4.758	292.4	119.3	16.44	20.84	21.29	0.249	0.018	404.9	167.2
214	8/2/2010 17:00	1700	19.96	36.64	5.4	288.2	173.8	32.14	21.04	22.1	0.249	0.013	405.5	167.8
214	8/2/2010 18:00	1800	20.05	37.05	5.634	284.6	173.8	28.56	21.35	22.47	0.251	0.015	404.7	167
214	8/2/2010 19:00	1900	20.47	35.07	5.141	284.9	155	31.56	21.67	22.98	0.251	0.016	404.9	167.2
214	8/2/2010 20:00	2000	20.09	37.25	5.194	288.7	57.98	17.13	21.99	22.68	0.253	0.014	404.9	167.2
214	8/2/2010 21:00	2100	19.54	39.72	3.559	292.4	-4.476	4.197	22.14	21.87	0.254	0.014	404.3	166.6
214	8/2/2010 22:00	2200	18.46	44.33	2.731	319.4	-48.54	-8.32	22.05	20.85	0.253	0.014	405	167.3
214	8/2/2010 23:00	2300	17.29	48.07	2.467	319	-70	-20.36	21.75	19.65	0.252	0.014	405	167.3
214	8/3/2010 0:00	2400	15.64	54.42	0.487	228.3	-71.4	-27.77	21.31	18.54	0.25	0.015	405.1	167.4
215	8/3/2010 1:00	100	14.3	59.6	0.634	48.96	-67.59	-31.73	20.79	17.57	0.248	0.014	405.1	167.4
215	8/3/2010 2:00	200	13.37	63.21	0.697	40.56	-64.65	-33.19	20.27	16.78	0.246	0.015	405.1	167.4
215	8/3/2010 3:00	300	12.69	67.03	0.323	57.42	-63.73	-33.72	19.77	16.12	0.244	0.015	405.1	167.4
215	8/3/2010 4:00	400	12.11	70.4	1.072	43.47	-61.97	-34.04	19.29	15.54	0.242	0.014	405.3	167.6
215	8/3/2010 5:00	500	11.77	71.2	1.254	23.7	-60.83	-33.89	18.85	15.02	0.241	0.014	405.1	167.4
215	8/3/2010 6:00	600	11.49	72.5	1.149	26.5	-54.95	-33.17	18.43	14.58	0.239	0.014	405.1	167.4
215	8/3/2010 7:00	700	11.55	72.2	1.211	6.537	-29.23	-28.69	18.04	14.34	0.238	0.015	405.2	167.5
215	8/3/2010 8:00	800	13.23	66.78	0.519	32.97	21.01	-17.73	17.73	14.57	0.237	0.013	405.2	167.5
215	8/3/2010 9:00	900	17.24	51.57	0.269	83.5	91.1	3.787	17.59	15.55	0.236	0.006	405.2	167.5
215	8/3/2010 10:00	1000	18.44	47.96	0.486	280.3	162.1	30.57	17.69	17.4	0.236	0.015	405.2	167.5
215	8/3/2010 11:00	1100	18.52	48.12	2.294	282.3	236.4	49.32	18.14	19.63	0.238	0.015	405.2	167.5
215	8/3/2010 12:00	1200	20.03	40.51	3.198	261.5	310.1	62.49	18.74	21.72	0.24	0.014	404.7	167
215	8/3/2010 13:00	1300	20.97	38.39	2.825	268	358.7	79.1	19.47	24.07	0.243	0.017	405	167.3
215	8/3/2010 14:00	1400	21.69	36.34	2.698	248	377.8	87.1	20.44	26.14	0.247	0.014	405.1	167.4
215	8/3/2010 15:00	1500	22.23	39.87	4.108	272.8	385.9	84.1	21.56	27.5	0.251	0.016	404.4	166.7
215	8/3/2010 16:00	1600	22.79	30.82	4.18	275.1	362.7	80.1	22.71	28.54	0.256	0.016	404.7	167
215	8/3/2010 17:00	1700	22.44	30.17	3.587	286.6	124.1	55.41	23.71	28.49	0.26	0.015	404.7	167
215	8/3/2010 18:00	1800	23.17	28.48	3.658	276.1	214.9	45.11	24.31	27.74	0.262	0.015	405	167.3
215	8/3/2010 19:00	1900	23.11	29.08	3.375	275.5	149.7	39.34	24.63	27.61	0.263	0.015	405	167.3
215	8/3/2010 20:00	2000	23.06	30.15	3.233	269.2	75.6	24.44	24.88	26.82	0.263	0.015	405.1	167.4
215	8/3/2010 21:00	2100	22.4	31.9	2.77	252.1	1.155	9.3	24.95	25.7	0.263	0.014	405	167.3
215	8/3/2010 22:00	2200	21.06	35.76	1.571	330	-52.51	-4.978	24.77	24.31	0.262	0.014	405	167.3
215	8/3/2010 23:00	2300	17.94	46.07	2.121	31.2	-73.4	-22.06	24.35	22.66	0.26	0.015	405.2	167.5
216	8/4/2010 0:00	2400	16.14	51.99	2.437	16.76	-73	-31.21	23.74	21.14	0.258	0.015	405.2	167.5
216	8/4/2010 1:00	100	15.04	55.74	2.327	8.02	-70.7	-34.49	23.05	19.93	0.255	0.015	405.1	167.4
216	8/4/2010 2:00	200	14.48	57.09	2.298	8.73	-67.75	-35.37	22.37	18.95	0.252	0.014	405.2	167.5
216	8/4/2010 3:00	300	13.84	59.63	1.414	346.1	-66.55	-35.35	21.73	18.15	0.25	0.015	405.1	167.4
216	8/4/2010 4:00	400	13.32	62.32	1.024	6.432	-65.89	-35.58	21.15	17.45	0.247	0.015	405.1	167.4
216	8/4/2010 5:00	500	13.04	63.39	1.142	1.864	-63.9	-35.26	20.61	16.83	0.245	0.014	405.1	167.4
216	8/4/2010 6:00	600	12.84	63.48	1.631	5.36	-57.32	-34.41	20.12	16.31	0.244	0.014	404.9	167.2
216	8/4/2010 7:00	700	13.03	63.26	1.266	4.44	-50.97	-34.65	19.67	16	0.242	0.015	405.2	167.5
216	8/4/2010 8:00	800	14.43	59.25	0.287	347.8	17.93	-18.09	19.3	16.18	0.241	0.014	405.2	167.5
216	8/4/2010 9:00	900	17.46	47.8	0.269	188.5	87.2	2.35	19.11	17.06	0.24	0.008	405.2	167.5
216	8/4/2010 10:00	1000	20.76	39.13	0.86	90	161	29.81	19.16	18.8	0.24	0.012	405.1	167.4
216	8/4/2010 11:00	1100	21.66	37.47	0.987	107.9	236.8	52.8	19.56	21.18	0.242	0.013	405.1	167.4
216	8/4/2010 12:00	1200	22.59	32.81	1.964	142.3	311.4	69.38	20.13	23.6	0.244	0.014	405	167.3
216	8/4/2010 13:00	1300	23.14	30.39	2.637	188.5	366.9	85.5	20.85	26.06	0.247	0.014	405.1	167.4
216	8/4/2010 14:00	1400	23.61	27.06	2.627	206.8	326.5	94	21.82	28.26	0.251	0.013	405.1	167.4
216	8/4/2010 15:00	1500	23.85	26.26	1.238	58.51	211.4	58.08	22.89	28.03	0.255	0.012	405.1	167.4
216	8/4/2010 16:00	1600	24.67	24.5	2.413	194.2	294.3	73.6	23.7	29.06	0.258	0.013	405.2	167.5
216	8/4/2010 17:00	1700	24.59	25.43	2.697	186.3	201.1	59.36	24.52	29.36	0.261	0.016	404.8	167.1
216	8/4/2010 18:00	1800	25.34	24.16	3.185	212.6	238.8	56.54	25.15	29.42	0.263	0.015	405.1	167.4
216	8/4/2010 19:00	1900	25.33	24.34	3.401	178.5	183	52.26	25.65	29.72	0.264	0.013	405.1	167.4
216	8/4/2010 20:00	2000	24.67	25.71	3.592	177.5	67.23	31.24	26.07	28.89	0.265	0.013	405.4	167.7
216	8/4/2010 21:00	2100	23.85	27.95	3.602	168.6	17.05	11.08	26.22	27.42	0.266	0.013	404.8	167.1
216	8/4/2010 22:00	2200	22.38	31.06	2.442	161.5	-55.96	-4.566	26.03	25.91	0.265	0.013	405.3	167.6
216	8/4/2010 23:00	2300	20.86	35.42	1.46	132.4	-69.51	-20	25.6	24.2	0.263	0.015	405.2	167.5
216	8/5/2010 0:00	2400	18.43	46.07	0.931	62.78	-63.46	-25.85	24.95	22.86	0.261	0.015	405.2	167.5
217	8/5/2010 1:00	100	18.34	41.75	0.617	277.6	-64.9	-28.15	24.35	21.78	0.258	0.014	405.2	167.5
217	8/5/2010 2:00	200	17.46	42.48	0.263	116.8	-60.05	-29.83	23.73	20.85	0.255	0.016	405.2	167.5
217	8/5/2010 3:00	300	16.8	42.51	0.757	251.9	-72.4	-31.33	23.15	20.06	0.253	0.014	405.2	167.5
217	8/5/2010 4:00	400	16.33	39.93	0.88	211.5	-77.1	-36.63	22.59	19.11	0.251	0.015	405.1	167.4
217	8/5/2010 5:00	500	15.89	41.83	1.799	285.7	-75.5	-36.95	22.01	18.34	0.249	0.014	405.2	167.5
217	8/5/2010 6:00	600	13.3	53.52	1.294	46.18	-67.44	-38.36	21.46	17.61	0.247	0.014	405.3	167.6
217	8/5/2010 7:00	700	13.47	54.36	0.905	50.48	-31.51	-33.56	20.93	17.15	0.245	0.014	405.3	167.6
217	8/5/2010 8:00	800	15.26	40.1	1.238	292.6	51.7	-18.86	20.17	17.35	0.243	0.013	405.1	167.3
217	8/5/2010 9:00	900	16.12	45.26	2.224	274.4	132.8	9.9	20.3	18.62	0.242	0.015	404.6	166.9
217	8/5/2010 10:00	1000	16.45	45.16	3.801	267.6	163.8	27.92	20.38	20.1	0.243	0.015	405.1	167.4
217	8/5/2010 11:00	1100	16.42	47.04	4.928	267.9	232.4	25.93	20.72	20.96	0.244	0.015	405	167.3
217	8/5/2010 12:00	1200	17.17	44.73	4.312	237.2	174.6	31.09	21.01	22.08	0.245	0.017	405.1	167.4
217	8/5/2010 13:00	1300	17.91	42.85	4.297	260.7	269.5	37.64	21.3	22.96	0.247	0.015	404.5	166.8
217	8/5/2010 14:00	1400	18.68	40.52	3.702	231.1	290	50.96	21.74	24.44	0.248	0.017	405.4	167.7
217	8/5/2010 15:00	1500	20.13	35.34	5.262	227.8	306.4	57.2	22.37	25.7	0.25	0.013	404.8	167.1
217	8/5/2010 16:00	1600	20.73	33.46										

Faro Climate Station - 2010 data

Note: Cumulative precipitation is calculated in column 'V', while raw instrument numbers are seen in column 'U'.

-0.1

Julian Day	Date	Hr	Tair	RH %	WindV	WindD	NetRad	SoilHF	SoilT2	SoilT3	Soil W	SnoD	Precip	Precip (rev)
219	8/7/2010 18:00	1800	11.48	73.3	2.415	313.4	-67.76	-94.99	22.51	21.21	0.252	406.6	0.015	168.9
219	8/7/2010 19:00	1900	9.92	73.3	2.971	314.8	-67.83	-94.83	21.88	21.37	0.255	411.3	0.015	173.3
219	8/7/2010 20:00	2000	9.45	84.8	0.921	108.4	-16.44	-52.67	20.89	16.68	0.246	0.015	411.8	174.1
219	8/7/2010 21:00	2100	10.91	79.5	0.856	139.8	-9.22	-32.88	19.98	16.5	0.243	0.007	411.8	174.1
219	8/7/2010 22:00	2200	10.58	80.2	1.371	125.7	-46.25	-28.04	19.43	16.39	0.248	0.016	411.8	174.1
219	8/7/2010 23:00	2300	10.2	81.5	1.257	44.4	-66.81	-38.88	19.03	15.54	0.257	0.015	411.9	174.2
219	8/8/2010 0:00	2400	9.74	83.7	1.118	20.98	-47.25	-41.34	18.56	14.7	0.262	0.015	411.9	174.2
220	8/8/2010 1:00	100	9.12	86.6	0.857	319.9	-38.25	-36.33	18.1	14.33	0.265	0.013	411.9	174.2
220	8/8/2010 2:00	200	8.68	88.8	0.481	304.6	-49.2	-36.1	17.7	13.93	0.266	0.015	411.9	174.2
220	8/8/2010 3:00	300	8.58	88.2	0.775	11.09	-63.33	-40.16	17.34	13.36	0.266	0.014	412	174.3
220	8/8/2010 4:00	400	8.06	87.4	0.36	15.88	-37.61	-40.18	16.94	12.81	0.266	0.014	412	174.3
220	8/8/2010 5:00	500	8.28	87.5	0.678	22.6	-30.21	-33.61	16.57	12.67	0.265	0.014	412.1	174.4
220	8/8/2010 6:00	600	8.26	89.5	0.52	352.8	-30.8	-30.82	16.27	12.57	0.265	0.014	412	174.3
220	8/8/2010 7:00	700	8.41	90.3	0.586	27.25	-23.14	-28.22	16.02	12.5	0.264	0.014	412.1	174.4
220	8/8/2010 8:00	800	8.55	89.4	0.597	94.1	-15.96	-24.4	15.82	12.52	0.264	0.014	412.2	174.5
220	8/8/2010 9:00	900	8.22	90.5	0.438	266.9	-3.137	-21.19	15.67	12.61	0.263	0.014	412.7	175
220	8/8/2010 10:00	1000	8.26	90.6	0.593	279.6	12.69	-17.93	15.56	12.74	0.264	0.015	413.2	175.5
220	8/8/2010 11:00	1100	8.54	90.9	0.833	244.5	83.3	-5.443	15.5	13.24	0.267	0.014	413.3	175.6
220	8/8/2010 12:00	1200	9.53	88.5	1.565	296.9	100.6	14.29	15.58	14.48	0.271	0.014	413.4	175.7
220	8/8/2010 13:00	1300	9.93	84.9	2.703	297.4	40.06	4.308	15.88	14.86	0.277	0.014	413.4	175.7
220	8/8/2010 14:00	1400	9.86	86.6	3.455	288	33.8	-6.89	16.11	14.58	0.281	0.013	412.9	175.2
220	8/8/2010 15:00	1500	10.28	83.9	3.641	291.1	155	-0.412	16.2	14.62	0.282	0.014	413.3	175.6
220	8/8/2010 16:00	1600	11.17	75.1	3.569	294.3	260.6	12.69	16.3	15.32	0.282	0.015	413.1	175.4
220	8/8/2010 17:00	1700	11.77	74.7	3.75	279.8	248.5	18.39	16.55	16.1	0.283	0.012	413.3	175.6
220	8/8/2010 18:00	1800	12.5	71.8	3.054	258.7	230.6	32.15	16.91	17.37	0.284	0.015	413.2	175.5
220	8/8/2010 19:00	1900	12.04	70.5	2.738	264	74.2	0.64	17.33	16.7	0.285	0.015	413.2	175.5
220	8/8/2010 20:00	2000	11.71	74.1	2.767	274.9	27.7	-12.11	17.43	15.77	0.285	0.014	413.3	175.6
220	8/8/2010 21:00	2100	11.45	77.4	2.466	296.7	3.378	-20.13	17.29	14.95	0.284	0.014	413.7	176
220	8/8/2010 22:00	2200	11.17	78.8	1.44	271.5	-16.64	-21.44	17.03	14.39	0.281	0.014	413.4	175.7
220	8/8/2010 23:00	2300	10.86	80.8	1.022	304.5	-37.81	-23.81	16.75	13.91	0.279	0.014	413.5	175.8
220	8/9/2010 0:00	2400	9.79	82.7	0.811	20.55	-69.11	-32.26	16.46	13.17	0.277	0.014	413.5	175.8
221	8/9/2010 1:00	100	8.67	84.7	1.497	28.18	-64.42	-38.53	16.08	12.3	0.276	0.013	413.5	175.8
221	8/9/2010 2:00	200	8.13	86.4	1.367	23.9	-66.79	-40.14	15.65	11.59	0.273	0.014	413.4	175.7
221	8/9/2010 3:00	300	7.6	85.2	1.812	20.22	-65.78	-41.41	15.22	10.97	0.271	0.014	413.5	175.8
221	8/9/2010 4:00	400	7.08	86.5	1.176	17.72	-64.97	-41.42	14.79	10.44	0.269	0.013	413.6	175.9
221	8/9/2010 5:00	500	6.842	88.2	1.256	25.58	-63.42	-40.88	14.39	10	0.267	0.013	413.5	175.8
221	8/9/2010 6:00	600	6.802	89.2	1.342	40.51	-60.87	-39.89	14.01	9.63	0.265	0.013	413.5	175.8
221	8/9/2010 7:00	700	7.85	83.4	1.236	69.4	-37.57	-35.23	13.67	9.45	0.264	0.011	413.6	175.9
221	8/9/2010 8:00	800	9.47	76.3	1.188	49.21	39.85	-23.31	13.4	9.79	0.262	0.01	413.7	176
221	8/9/2010 9:00	900	11.48	64.51	0.654	40.21	118.2	4.125	13.32	11.12	0.262	0.012	413.5	175.8
221	8/9/2010 10:00	1000	11.53	60.05	1.901	258.3	211.9	20.38	13.45	12.66	0.262	0.014	413.5	175.8
221	8/9/2010 11:00	1100	12.96	54.09	0.697	260	216	42.87	13.89	14.8	0.264	0.011	413.5	175.8
221	8/9/2010 12:00	1200	13.52	54.91	1.233	184.2	263.5	42.52	14.52	16.18	0.266	0.014	413.5	175.8
221	8/9/2010 13:00	1300	14.14	51.28	2.456	175.9	259.3	47.71	15.13	17.46	0.269	0.013	413.6	175.9
221	8/9/2010 14:00	1400	14.81	49.43	2.82	183.4	252.8	45.43	15.79	18.55	0.272	0.016	413.5	175.8
221	8/9/2010 15:00	1500	15.32	48.54	2.923	214.3	343.1	34.21	16.41	18.54	0.274	0.013	413.5	175.8
221	8/9/2010 16:00	1600	15.95	50.35	3.574	267.5	392.6	51.19	16.97	19.74	0.276	0.015	413.4	175.7
221	8/9/2010 17:00	1700	16.11	48.76	4.425	254.9	247.2	37.32	17.63	20.16	0.277	0.015	413.1	175.4
221	8/9/2010 18:00	1800	15.22	50.28	4.427	269.1	136.6	13.17	18.1	19.2	0.279	0.014	413.4	175.7
221	8/9/2010 19:00	1900	15.09	48.56	3.555	270.1	87.1	-0.181	18.18	18.21	0.279	0.012	413.5	175.8
221	8/9/2010 20:00	2000	15.31	47.91	4.76	264.4	107.6	-0.144	18.08	17.68	0.277	0.012	413.2	175.5
221	8/9/2010 21:00	2100	14.38	49.06	3.57	261.8	11.07	-13.37	17.93	16.89	0.275	0.014	413.2	175.5
221	8/9/2010 22:00	2200	13.06	54.85	2.103	251.5	-49.99	-28.65	17.66	15.56	0.273	0.014	413.4	175.7
221	8/9/2010 23:00	2300	12.33	57.36	1.483	231.6	-69.51	-35.41	17.22	14.43	0.271	0.014	413.4	175.7
221	8/10/2010 0:00	2400	11.05	64.24	0.853	93	-60.91	-36.9	16.71	13.52	0.268	0.014	413.4	175.7
222	8/10/2010 1:00	100	9.94	68.36	1.757	34.1	-56.45	-38.4	16.21	12.78	0.265	0.014	413.5	175.8
222	8/10/2010 2:00	200	10.19	67.92	1.113	39.46	-60.74	-38.03	15.73	12.14	0.263	0.016	413.5	175.8
222	8/10/2010 3:00	300	10.59	66.05	0.842	79.9	-50.78	-35.3	15.29	11.71	0.26	0.015	413.4	175.7
222	8/10/2010 4:00	400	9.93	70.6	1.126	70.1	-63.57	-34.64	14.9	11.86	0.258	0.014	413.5	175.8
222	8/10/2010 5:00	500	9.11	73.32	1.332	42.96	-63.48	-37.71	14.54	10.86	0.256	0.013	413.4	175.7
222	8/10/2010 6:00	600	7.71	80.3	1.572	41.28	-57.55	-38.18	14.19	10.37	0.255	0.015	413.5	175.8
222	8/10/2010 7:00	700	8.48	78.6	1.244	48.69	-19.47	-32.41	13.84	10.15	0.253	0.014	413.6	175.9
222	8/10/2010 8:00	800	10.24	72.1	1.285	106.4	26.03	-20.5	13.58	10.5	0.251	0.014	413.4	175.7
222	8/10/2010 9:00	900	11.46	66.48	1.043	164.6	96.3	-3.571	13.49	11.38	0.251	0.012	413.5	175.8
222	8/10/2010 10:00	1000	12.55	61.86	1.268	265	194.8	25.15	13.59	13.22	0.251	0.013	413.5	175.8
222	8/10/2010 11:00	1100	13.29	58.63	2.173	284.8	378	44.99	14.06	15.38	0.253	0.015	413.4	175.7
222	8/10/2010 12:00	1200	14.53	54.99	1.739	258.3	352	63.7	14.6	17.75	0.255	0.011	413.3	175.6
222	8/10/2010 13:00	1300	15.52	51.62	2.599	232.6	331.7	73.7	15.25	20	0.257	0.013	413.5	175.8
222	8/10/2010 14:00	1400	16.63	46.92	2.713	213.7	361	81.78	16.11	21.72	0.261	0.014	413.2	175.5
222	8/10/2010 15:00	1500	16.89	47.29	3.33	231.9	337.1	67.77	17.02	22.55	0.264	0.013	412.8	175.1
222	8/10/2010 16:00	1600	17.22	47.08	3.519	228.8	350.3	75.2	17.92	23.69	0.267	0.012	413.1	175.4
222	8/10/2010 17:00	1700	16.39	51.28	4.666	263.1	194.4	49	18.8	23.66	0.27	0.014	412.7	175
222	8/10/2010 18:00	1800	14.98	54.01	5.406	263.6	73.7	14.19	19.35	22.05	0.272	0.014	413.6	175.9
222	8/10/2010 19:00	1900	14	54.81	4.206	262.3	16.59	-6.952	19.4	20.15	0.272	0.013	413	175.3
222	8/10/2010 20:00	2000	12.63	64.04	3.958	274	2.677	-16.94	19.1	18.71	0.27	0.013	413.4	175.7
222	8/10/2010 21:00	2100	11.52	71.2</										



Faro Meteorological Data

January 01 - December 31, 2010



Faro Climate Station - 2010 data

Note: Cumulative precipitation is calculated in column 'V', while raw instrument numbers are seen in column 'U'.

-0.1

Julian Day	Date	Hr	Tair	RH %	WindV	WindS	NetRad	SoilHF	SoilT2	SoilT3	Soil W	SnoD	Precip	Precip (rev)
224	8/12/2010 23:00	2300	13.04	49.71	1.479	27.55	-52.95	-27.58	18.9	17.23	0.266	0.014	415.5	177.8
224	8/12/2010 0:00	2400	14.98	54.98	2.253	22.92	-43.57	-25.27	18.32	16.09	0.263	0.014	415.5	177.8
225	8/13/2010 1:00	100	11.56	56.27	1.765	11.9	-35.53	-29.32	17.75	15.3	0.26	0.014	415.4	177.7
225	8/13/2010 2:00	200	11.39	57.29	1.826	2.576	-29.26	-26.85	17.24	14.77	0.257	0.015	415.2	177.5
225	8/13/2010 3:00	300	11.26	58.27	1.603	353.1	-37.39	-26.5	16.81	14.29	0.256	0.013	415.4	177.7
225	8/13/2010 4:00	400	10.76	60.96	1.044	7.57	-53.04	-28.11	16.42	13.78	0.254	0.014	415.4	177.7
225	8/13/2010 5:00	500	9.69	64.57	1.583	16.72	-64.11	-34.87	16.04	13.01	0.252	0.014	415.5	177.8
225	8/13/2010 6:00	600	8.95	67.36	1.15	24.3	-63.09	-36.99	15.61	12.28	0.25	0.014	415.4	177.7
225	8/13/2010 7:00	700	9.29	67.59	0.662	69.68	-39.31	-33.57	15.38	11.81	0.248	0.014	415.4	177.7
225	8/13/2010 8:00	800	11.98	56.25	0.938	105.1	3.769	-25.51	14.8	11.79	0.247	0.011	415.5	177.8
225	8/13/2010 9:00	900	13.16	45.67	1.572	232.9	89.7	-4.869	14.56	12.56	0.246	0.013	415.2	177.5
225	8/13/2010 10:00	1000	14.05	38.14	2.961	251.2	172.8	-21.68	14.52	14.18	0.245	0.014	415.1	177.4
225	8/13/2010 11:00	1100	15.14	36.12	2.03	253.6	255.3	42.93	14.86	16.28	0.246	0.014	415.2	177.5
225	8/13/2010 12:00	1200	16.22	35.03	2.931	229.6	322.3	65.26	15.35	18.87	0.248	0.015	415.7	178
225	8/13/2010 13:00	1300	17.25	31.71	3.004	254.8	366.6	79.6	16	21.22	0.251	0.012	415.3	177.6
225	8/13/2010 14:00	1400	18.01	31.97	3.403	243.2	428.1	88.5	16.97	23.34	0.254	0.011	415.3	177.6
225	8/13/2010 15:00	1500	18.31	31	3.677	256.8	301.1	68.44	18.08	24.15	0.258	0.013	415.1	177.4
225	8/13/2010 16:00	1600	19.18	31.68	3.964	251.8	411	78.9	19.1	25.2	0.263	0.014	415.1	177.4
225	8/13/2010 17:00	1700	18.75	32.59	3.472	261.8	191	65.06	20.08	25.89	0.266	0.015	415.2	177.5
225	8/13/2010 18:00	1800	18.18	34.34	2.853	300.1	83.1	26.55	20.82	24.33	0.269	0.013	414.8	177.1
225	8/13/2010 19:00	1900	18.5	34.81	4.35	255.4	130.1	20.69	21.01	23.31	0.27	0.014	415.4	177.7
225	8/13/2010 20:00	2000	17.74	37.19	2.684	250.7	17.55	6.691	21.01	22.3	0.269	0.014	415.1	177.4
225	8/13/2010 21:00	2100	17.45	38.38	2.959	275.3	-10.17	-3.72	20.84	21.09	0.268	0.014	415.4	177.7
225	8/13/2010 22:00	2200	16.29	43.28	1.633	337.2	-44.87	-17.32	20.51	19.73	0.266	0.014	415.2	177.5
225	8/13/2010 23:00	2300	14.8	51.22	1.189	50.52	-43.05	-22.16	20.04	18.6	0.264	0.015	415.3	177.6
225	8/14/2010 0:00	2400	13.63	57.19	1.866	28.7	-47.32	-25.83	19.53	17.65	0.261	0.014	415	177.3
226	8/14/2010 1:00	100	13.05	59.15	1.718	20.56	-34.49	-26.05	19.03	16.86	0.259	0.014	415.2	177.5
226	8/14/2010 2:00	200	12.96	60.27	1.341	11.41	-26.8	-23.22	18.55	16.36	0.257	0.015	415.3	177.6
226	8/14/2010 3:00	300	12.92	61.23	1.235	22.97	-24.69	-20.62	18.15	16.02	0.255	0.014	415.3	177.6
226	8/14/2010 4:00	400	12.73	60.71	1.378	1.505	-25.33	-20.54	17.82	15.67	0.253	0.015	415.2	177.5
226	8/14/2010 5:00	500	12.08	67.26	1	19.55	-47.11	-21.78	17.52	15.29	0.252	0.015	415.1	177.4
226	8/14/2010 6:00	600	11.89	68.32	2.315	28	-62.53	-25.4	17.22	14.77	0.251	0.015	415.3	177.6
226	8/14/2010 7:00	700	11.75	68.23	1.001	322	-19.47	-23.84	16.91	14.37	0.25	0.014	415.3	177.6
226	8/14/2010 8:00	800	11.76	68.44	0.387	276.7	8.13	-16.01	16.62	14.42	0.249	0.014	415.3	177.6
226	8/14/2010 9:00	900	12.58	65.69	0.311	228.3	-48.44	-44.693	16.43	14.82	0.247	0.011	415.3	177.6
226	8/14/2010 10:00	1000	14.86	56.75	0.777	170.4	170.4	17.74	16.4	15.99	0.247	0.01	415.5	177.8
226	8/14/2010 11:00	1100	16.39	46.33	0.844	291	212.2	45.94	16.66	18.35	0.248	0.012	415.6	177.9
226	8/14/2010 12:00	1200	16.93	45.08	1.793	266.7	310.4	59.78	17.22	20.34	0.25	0.014	415.8	178.1
226	8/14/2010 13:00	1300	17.3	43.14	1.326	279	296.1	73.7	17.94	22.69	0.253	0.016	415.4	177.7
226	8/14/2010 14:00	1400	17.91	40.24	2.928	284	301.5	68.06	18.83	23.57	0.256	0.015	414.9	177.2
226	8/14/2010 15:00	1500	17.63	41.64	2.351	301.5	91.4	37.59	19.64	23.39	0.26	0.015	415.5	177.8
226	8/14/2010 16:00	1600	18.31	40.21	1.866	292.7	191	31.33	20.12	22.69	0.262	0.01	415.1	177.4
226	8/14/2010 17:00	1700	18.98	39.02	2.911	301.8	143.5	43.17	20.42	23.54	0.262	0.013	415	177.3
226	8/14/2010 18:00	1800	18.93	39.21	2.96	294.4	124.5	25.16	20.88	23	0.264	0.012	414.7	177
226	8/14/2010 19:00	1900	18.81	40.65	2.924	307.4	65.56	19.79	20.99	22.63	0.264	0.014	415	177.3
226	8/14/2010 20:00	2000	18.46	42.25	2.162	338.9	19.79	7.96	21.05	21.83	0.264	0.013	415.2	177.5
226	8/14/2010 21:00	2100	18.55	43.8	1.928	40.36	-12.66	-0.977	20.95	20.93	0.264	0.01	414.9	177.2
226	8/14/2010 22:00	2200	16.41	51.79	2.424	19.72	-60.11	-14.41	20.71	19.8	0.262	0.014	415.2	177.5
226	8/14/2010 23:00	2300	13.83	58.71	3.444	26.67	-69.59	-29.96	20.29	18.31	0.261	0.014	415.6	177.9
226	8/15/2010 0:00	2400	13.25	59.73	2.884	18.42	-68.42	-34.27	19.73	17.11	0.258	0.014	415.1	177.4
227	8/15/2010 1:00	100	12.47	64.02	1.861	13	-69.55	-35.94	18.17	16.17	0.256	0.014	415.2	177.5
227	8/15/2010 2:00	200	11.25	68.66	1.654	16.88	-67.83	-37.16	18.58	15.35	0.253	0.014	415.4	177.7
227	8/15/2010 3:00	300	10.71	70.3	1.641	2.253	-66.3	-37.73	18.04	14.64	0.251	0.014	415.2	177.5
227	8/15/2010 4:00	400	10.36	71.5	1.693	11.87	-64.76	-37.45	17.53	14.02	0.249	0.014	415.2	177.5
227	8/15/2010 5:00	500	9.95	73.2	1.494	9.77	-64.17	-37.28	17.06	13.48	0.247	0.014	415.2	177.5
227	8/15/2010 6:00	600	9.81	73.9	1.443	15.37	-61.47	-36.84	16.62	12.99	0.245	0.014	415.3	177.6
227	8/15/2010 7:00	700	10	72.4	1.514	358.5	-42.82	-34.36	16.21	12.63	0.243	0.014	415.3	177.6
227	8/15/2010 8:00	800	11.06	69.49	1.018	9.9	13.94	-23.93	15.86	12.71	0.242	0.013	415.4	177.7
227	8/15/2010 9:00	900	14.03	58.17	0.295	353.3	85.1	-1.592	15.66	13.69	0.241	0.011	415.4	177.7
227	8/15/2010 10:00	1000	17	64.02	0.311	228.3	-48.44	-44.693	16.43	14.82	0.247	0.011	415.3	177.6
227	8/15/2010 11:00	1100	19.12	40.07	0.642	181.3	246	55.83	18.13	18.22	0.243	0.007	415.4	177.7
227	8/15/2010 12:00	1200	19.65	38.58	1.24	178.6	308.6	76.7	16.78	21.03	0.245	0.01	415.3	177.6
227	8/15/2010 13:00	1300	20.06	37.27	1.798	275.2	369.2	91	17.55	23.6	0.248	0.011	415.2	177.5
227	8/15/2010 14:00	1400	21.38	33.7	1.675	282.8	408.2	102.7	18.65	26.07	0.253	0.014	415.1	177.4
227	8/15/2010 15:00	1500	21.96	30.61	2.016	273.9	392.2	99.8	19.94	27.82	0.258	0.012	415.2	177.5
227	8/15/2010 16:00	1600	22.76	24.79	2.154	246.1	325.5	97.3	21.31	29.16	0.263	0.01	415.1	177.4
227	8/15/2010 17:00	1700	23.05	27.19	2.084	257.7	283.4	80.3	22.52	29.47	0.268	0.014	415.1	177.4
227	8/15/2010 18:00	1800	23.49	26.71	1.491	266.6	205.2	51.3	23.44	29.59	0.271	0.009	415	177.3
227	8/15/2010 19:00	1900	23.88	25.73	1.461	260.6	119.4	51.13	24.12	29.08	0.273	0.012	415	177.3
227	8/15/2010 20:00	2000	23.84	26.19	1.197	220.7	41.56	26.75	24.49	27.61	0.274	0.009	415	177.3
227	8/15/2010 21:00	2100	23.48	27.05	1.003	255.8	-22.88	9.49	24.54	26.13	0.274	0.011	415.1	177.4
227	8/15/2010 22:00	2200	19.91	38.78	2.781	33.57	-68.11	-11.33	24.28	24.26	0.272	0.014	415.4	177.7
227	8/15/2010 23:00	2300	17.37	43.95	3.233	27.7	-75.4	-29.49	23.72	22.23	0.27	0.014	415.7	178
227	8/16/2010 0:00	2400	17.23	42.71	2.657	15.33	-73.6	-32.92	22.97	20.74	0.266	0.017	415.2	177.5
228	8/16/2010 1:00	100	15.91	47.43	1.548	341.7	-72.5	-34.26	22.22	19.61				



Faro Meteorological Data

January 01 - December 31, 2010



Faro Climate Station - 2010 data

Note: Cumulative precipitation is calculated in column 'V', while raw instrument numbers are seen in column 'U'.

-0.1

Julian Day	Date	Hr	Tair	RH %	WindV	WindD	NetRad	SoilHF	SoilT2	SoilT3	Soil W	SnoD	Precip	Precip (rev)
230	8/18/2010 4:00	400	9.57	72.8	2.1	304.8	-63.68	-36.05	17.98	14.3	0.242	0.016	417.4	179.7
230	8/18/2010 5:00	600	9.04	82.8	1.096	3.75	-51.84	-35.45	17.88	13.88	0.241	0.016	417.4	179.7
230	8/18/2010 6:00	600	8.54	83.7	1.308	144.3	-54.64	-35.67	17.23	13.5	0.24	0.016	417.6	179.9
230	8/18/2010 7:00	700	8.58	82.1	0.752	73.2	-50.32	-35.73	16.89	13.11	0.239	0.015	417.6	179.9
230	8/18/2010 8:00	800	8.58	80	1.158	203.6	-25.85	-30.87	16.56	12.96	0.238	0.015	417.3	179.6
230	8/18/2010 9:00	900	8.38	76.7	1.985	249.6	23.09	-26.29	16.3	12.95	0.238	0.015	417.6	179.9
230	8/18/2010 10:00	1000	8.8	73.9	2.574	249.7	87.4	-11.29	16.13	13.57	0.238	0.015	417.4	179.7
230	8/18/2010 11:00	1100	8.62	75.5	2.509	256	50.76	-16.82	16.12	13.6	0.239	0.014	417.4	179.7
230	8/18/2010 12:00	1200	8.91	71.8	2.002	211.9	64.42	-16.61	16.09	13.5	0.239	0.015	417.5	179.8
230	8/18/2010 13:00	1300	9.64	69.9	2.565	273.7	136.6	-7.38	16.05	13.85	0.239	0.018	417.2	179.5
230	8/18/2010 14:00	1400	10.02	66.44	3.887	388.3	166.5	0.215	16.1	14.44	0.239	0.015	417.5	179.8
230	8/18/2010 15:00	1500	9.8	66.71	3.326	260.8	102.2	-5.616	16.25	14.49	0.241	0.016	417.4	179.7
230	8/18/2010 16:00	1600	10.29	64.37	3.598	251.7	123.7	-2.46	16.34	14.62	0.241	0.016	417	179.3
230	8/18/2010 17:00	1700	10.31	64.91	3.627	259.9	93.5	-7.04	16.42	14.65	0.242	0.015	417.8	180.1
230	8/18/2010 18:00	1800	11.44	55.99	3.479	262.1	155.9	1.822	16.45	14.83	0.242	0.015	417.6	179.9
230	8/18/2010 19:00	1900	11.62	55.75	4.006	255.1	105.3	-1.021	16.53	15.16	0.242	0.014	417.3	179.6
230	8/18/2010 20:00	2000	11.13	58.06	4.448	252	59.77	-9.92	16.63	14.73	0.243	0.014	416.8	179.1
230	8/18/2010 21:00	2100	9.94	63.83	3.599	257	5.121	-24.38	16.6	13.93	0.243	0.015	417.6	179.9
230	8/18/2010 22:00	2200	8.83	73.1	2.343	251.7	-34.65	-30.81	16.38	13.1	0.242	0.015	417.7	180
230	8/18/2010 23:00	2300	8.22	75.5	2.194	248.1	-29.4	-31.31	16.05	12.53	0.241	0.015	417.6	179.9
230	8/19/2010 0:00	2400	7.73	78.1	1.395	224.5	-23.76	-30.91	15.71	12.11	0.24	0.015	417.8	180.1
231	8/19/2010 1:00	100	7.32	78.5	1.649	212.8	-21.61	-29.7	15.39	11.81	0.239	0.014	417.7	180
231	8/19/2010 2:00	200	7.09	80.7	1.669	237.7	-26.5	-30.49	15.1	11.48	0.237	0.015	417.8	180.1
231	8/19/2010 3:00	300	6.757	83.8	1.813	237.3	-36.49	-30.38	14.82	11.19	0.237	0.015	417.5	179.8
231	8/19/2010 4:00	400	6.323	88.7	1.436	234.4	-30.25	-31.17	14.56	10.86	0.235	0.014	418.1	180.4
231	8/19/2010 5:00	500	5.985	90.9	1.88	233.9	-25.36	-30.13	14.29	10.63	0.234	0.015	418.5	180.8
231	8/19/2010 6:00	600	5.766	91.3	1.869	240.3	-25.1	-31.74	14.05	10.31	0.234	0.015	418.9	181.2
231	8/19/2010 7:00	700	5.572	92.2	1.333	221.4	-20.17	-30.43	13.8	10.07	0.233	0.015	420	182.3
231	8/19/2010 8:00	800	5.476	92.3	1.415	230.8	-11.51	-29.29	13.58	9.92	0.232	0.014	421.5	183.8
231	8/19/2010 9:00	900	5.51	93.7	1.638	224.5	5.021	-26.49	13.37	9.87	0.231	0.016	422.4	184.7
231	8/19/2010 10:00	1000	5.727	94	1.349	214.3	20.99	-20.89	13.2	10.03	0.231	0.014	423.8	186.1
231	8/19/2010 11:00	1100	5.922	94	1.43	198.5	32.87	-14.63	13.1	10.35	0.234	0.015	424.4	186.7
231	8/19/2010 12:00	1200	6.449	92.1	1.167	236.3	33.77	-9.34	13.07	10.73	0.247	0.014	425.5	187.8
231	8/19/2010 13:00	1300	6.729	91.8	2.601	249	39.66	-9.81	13.12	10.95	0.268	0.016	425.7	188
231	8/19/2010 14:00	1400	7.05	92	2.163	260.9	44.91	-6.109	13.18	11.22	0.286	0.016	425.8	188.1
231	8/19/2010 15:00	1500	6.942	94	1.93	270.9	39.46	-7.07	13.27	11.37	0.294	0.016	426.6	188.9
231	8/19/2010 16:00	1600	7.22	93	2.34	275.2	31.61	-7.77	13.35	11.47	0.299	0.015	426.8	189.1
231	8/19/2010 17:00	1700	7.7	90.9	2.516	271.4	36.36	-5.443	13.41	11.6	0.31	0.015	427.1	189.4
231	8/19/2010 18:00	1800	7.64	93.1	3.014	279.3	20.03	-10.79	13.47	11.56	0.314	0.015	427.5	189.8
231	8/19/2010 19:00	1900	7.78	91.7	2.324	275.9	4.403	-10.72	13.47	11.45	0.319	0.015	426.9	189.2
231	8/19/2010 20:00	2000	7.56	86.3	2.88	348.3	-33	-20.04	13.44	11.09	0.322	0.016	426.9	192.2
231	8/19/2010 21:00	2100	7	88	2.204	318.8	-28.61	-26.37	13.28	10.47	0.336	0.015	430.2	192.5
231	8/19/2010 22:00	2200	6.645	87.1	1.999	297.9	-33.64	-26.92	13.29	10.09	0.359	0.015	430.9	193.2
231	8/19/2010 23:00	2300	6.595	90	1.391	251.1	-35.97	-26.08	12.79	9.83	0.359	0.015	430.4	192.7
231	8/20/2010 0:00	2400	6.556	86.9	1.062	72.4	-41.77	-23.01	12.61	9.75	0.381	0.014	430.6	192.9
232	8/20/2010 1:00	100	6.341	82.8	1.46	13.02	-61.55	-28.73	12.46	9.39	0.369	0.014	430.5	192.8
232	8/20/2010 2:00	200	5.423	91.5	0.767	193.8	-64.39	-31.94	12.27	8.96	0.36	0.015	430.5	192.8
232	8/20/2010 3:00	300	5.051	91	1.053	7.77	-26.45	-31.79	12.04	8.56	0.352	0.017	430.6	192.9
232	8/20/2010 4:00	400	5.191	90.2	1.122	334.7	-46.11	-29.32	11.81	8.45	0.346	0.014	430.6	192.9
232	8/20/2010 5:00	500	4.511	92.7	0.946	209.2	-49.11	-32.42	11.61	8.12	0.341	0.012	430.6	192.9
232	8/20/2010 6:00	600	4.826	87.1	1.312	109.3	-60.67	-33.59	11.39	7.78	0.356	0.014	430.6	192.9
232	8/20/2010 7:00	700	4.753	84.8	1.293	117.5	-57.29	-34.47	11.16	7.45	0.332	0.014	430.3	192.6
232	8/20/2010 8:00	800	4.899	81.3	0.777	134.1	-16.35	-28.49	10.93	7.4	0.329	0.013	430.7	193
232	8/20/2010 9:00	900	5.739	74.6	1.382	111.3	19.58	-14.56	10.78	7.95	0.326	0.012	430.6	192.9
232	8/20/2010 10:00	1000	5.771	76.5	1.638	158.4	68.73	-4.168	10.77	8.68	0.324	0.015	430.6	192.9
232	8/20/2010 11:00	1100	6.269	69.24	1.898	16.84	106.6	1.601	10.91	9.41	0.323	0.012	430.3	192.6
232	8/20/2010 12:00	1200	6.414	65.51	2.98	35.2	124.5	-1.24	11.13	9.72	0.322	0.016	430.2	192.5
232	8/20/2010 13:00	1300	7.15	63.85	3.576	18.42	275.3	14.31	11.33	10.49	0.321	0.015	430.8	193.1
232	8/20/2010 14:00	1400	7.99	60.33	3.626	14.57	311.2	32.58	11.64	12.09	0.32	0.014	430.3	192.6
232	8/20/2010 15:00	1500	7.3	64.52	4.952	26.0	185.1	1.04	11.23	12.05	0.321	0.014	430.7	193
232	8/20/2010 16:00	1600	7.1	68.77	5.907	35.29	220.1	5.857	12.46	11.91	0.32	0.013	431.1	193.4
232	8/20/2010 17:00	1700	7.52	65.43	4.884	30.7	231.8	4.884	12.67	11.85	0.318	0.014	431	193.3
232	8/20/2010 18:00	1800	8.11	60.28	3.825	37.57	114.9	-7.21	12.84	11.46	0.317	0.01	430.6	192.9
232	8/20/2010 19:00	1900	9.27	56.91	2.314	119.7	106.9	15.71	12.9	12.25	0.315	0.015	431.1	193.4
232	8/20/2010 20:00	2000	6.911	72.9	1.697	215.3	-28.31	-20.83	13.05	11.11	0.314	0.014	430.6	192.9
232	8/20/2010 21:00	2100	5.783	74.2	5.567	13.99	-29.43	-31.43	12.89	9.97	0.311	0.013	430.5	192.8
232	8/20/2010 22:00	2200	5.085	75.8	2.788	99.3	-60.59	-38.37	12.53	8.83	0.308	0.015	431	193.3
232	8/20/2010 23:00	2300	4.732	74.7	1.203	350.1	-37.32	-34.23	12.1	8.36	0.305	0.014	430.9	193.2
233	8/21/2010 0:00	2400	4.38	81.6	0.895	114.4	-36.75	-31.1	11.72	8.1	0.303	0.014	430.8	193.1
233	8/21/2010 1:00	100	4.252	81.6	0.841	354.3	-43.54	-31.95	11.41	7.78	0.3	0.014	430.8	193.1
233	8/21/2010 2:00	200	4.107	81.5	0.515	351.4	-34.25	-30.88	11.12	7.5	0.299	0.014	430.8	193.1
233	8/21/2010 3:00	300	4.108	82.9	0.481	18.22	-37.16	-28.92	10.86	7.36	0.297	0.014	430.8	193.1
233	8/21/2010 4:00	400	3.936	83.1	0.649	9.14	-39.16	-29.38	10.64	7.16	0.296	0.014	430.8	193.1
233	8/21/2010 5:00	500	3.55	82.6	0.569	323.9	-35.12	-29.46	10.43	6.939	0.294	0.014	430.8	193.1
233	8/21/2010 6:00	600	3.892	84.1	0.502	25.56	-30.75	-27.68	10.23	6.817	0.293	0.013	430.8	193.1
233	8/21/2010 7:00	700	4.046	78.8	0.5									



Faro Meteorological Data

January 01 - December 31, 2010



Faro Climate Station - 2010 data

Note: Cumulative precipitation is calculated in column 'V', while raw instrument numbers are seen in column 'U'.

-0.1

Julian Day	Date	HR	Tair	RH %	WindV	WindD	NetRad	SoilHF	SoilT2	SoilT3	Soil W	SnoD	Precip	Precip (rev)
235	8/23/2010 9:00	900	6.456	69.68	0.976	267	33.72	-9.67	9.65	7.33	0.294	0.015	433	195.3
235	8/23/2010 10:00	1000	6.717	68.83	1.296	269	124.9	5.87	8.27	7.23	0.293	0.016	433	195.7
235	8/23/2010 11:00	1100	7.73	66.98	2.387	282	235	27.94	9.87	9.85	0.294	0.015	433	195.3
235	8/23/2010 12:00	1200	8.27	63.95	2.994	257.7	188.4	34.04	10.29	11.31	0.295	0.015	432.6	194.9
235	8/23/2010 13:00	1300	9.41	60.61	2.846	257.4	311.9	26.06	10.76	11.54	0.297	0.014	432.2	194.5
235	8/23/2010 14:00	1400	10.66	55.91	2.988	266.9	463.5	77.9	11.22	14.57	0.298	0.018	432.2	194.5
235	8/23/2010 15:00	1500	10.56	55.91	3.572	263.1	282.6	46.77	12.11	15.24	0.301	0.015	433.3	195.6
235	8/23/2010 16:00	1600	10.88	54.59	4.758	248.6	405	39.19	12.86	15.18	0.303	0.013	431.8	194.1
235	8/23/2010 17:00	1700	10.48	55.12	4.108	238	332.9	40.22	13.43	15.73	0.304	0.015	433	195.3
235	8/23/2010 18:00	1800	9.11	56.14	3.241	349.6	236.3	31.78	13.94	15.7	0.304	0.014	433.4	195.7
235	8/23/2010 19:00	1900	8.94	68.58	4.584	43.99	4.346	-7	14.27	14.32	0.304	0.016	433	195.3
235	8/23/2010 20:00	2000	8	72.3	4.418	37.7	-15.75	-31.81	14.13	12.03	0.302	0.016	433	195.3
235	8/23/2010 21:00	2100	7.75	72.3	2.284	33.62	-19.81	-29.9	13.61	10.91	0.297	0.015	432.9	195.2
235	8/23/2010 22:00	2200	7.34	73.4	1.849	26.92	-24.26	-25.8	13.1	10.35	0.293	0.016	433.1	195.4
235	8/23/2010 23:00	2300	6.683	79.1	1.924	62.53	-34.03	-27.44	12.67	9.77	0.29	0.016	433	195.3
235	8/24/2010 0:00	2400	6.065	84.2	1.569	86.5	-31.22	-26.83	12.27	9.29	0.287	0.015	433	195.3
236	8/24/2010 1:00	100	5.568	85.5	1.296	31.14	-51.27	-30.31	11.9	8.74	0.285	0.016	433.1	195.4
236	8/24/2010 2:00	200	5.079	84.9	0.927	325.5	-54.94	-31.29	11.53	8.22	0.282	0.016	432.9	195.2
236	8/24/2010 3:00	300	4.59	86.8	0.498	64.7	-44.1	-31.37	11.17	7.76	0.281	0.016	433	195.3
236	8/24/2010 4:00	400	4.612	85.8	0.633	1.209	-44.06	-29.83	10.83	7.47	0.279	0.016	433	195.3
236	8/24/2010 5:00	500	4.682	86.5	0.559	331.8	-22.7	-25.52	10.54	7.34	0.277	0.016	432.9	195.2
236	8/24/2010 6:00	600	4.368	87.2	0.934	286.1	-22.71	-22.22	10.31	7.37	0.276	0.016	433.1	195.4
236	8/24/2010 7:00	700	4.233	88.6	0.642	224.1	-30.55	-22.58	10.14	7.24	0.275	0.015	433.1	195.4
236	8/24/2010 8:00	800	4.588	88.5	0.1	292.6	-9.52	-20.05	9.98	7.2	0.275	0.016	433.1	195.4
236	8/24/2010 9:00	900	4.859	89	0.859	276.4	9.33	-10.21	9.86	7.6	0.275	0.016	433.1	195.4
236	8/24/2010 10:00	1000	5.03	89.5	1.215	285.1	32.72	-4.968	9.85	8.03	0.275	0.015	433.3	195.6
236	8/24/2010 11:00	1100	5.664	90	1.184	297	42.98	-3.84	9.94	8.64	0.276	0.015	433.2	195.5
236	8/24/2010 12:00	1200	6.597	84	0.814	250.6	66.45	12.74	10.13	9.47	0.278	0.014	433.2	195.5
236	8/24/2010 13:00	1300	6.807	81.5	1.327	296	31.08	13.3	10.42	10.21	0.279	0.015	433.5	195.8
236	8/24/2010 14:00	1400	6.524	83.5	1.468	258.6	88.4	8.28	10.7	10.21	0.281	0.014	433.9	196.2
236	8/24/2010 15:00	1500	8.1	72	0.957	197	120.7	31.62	10.93	11.54	0.284	0.015	433.7	196
236	8/24/2010 16:00	1600	9.95	60.8	1.081	268	214	45.88	11.37	13.14	0.288	0.016	433.9	196.2
236	8/24/2010 17:00	1700	8.93	64.26	3.477	289.7	70.9	27.95	11.99	13.66	0.291	0.015	433.8	196.1
236	8/24/2010 18:00	1800	8.26	66.33	3.088	292.4	100.3	-4.187	12.4	12.01	0.294	0.015	433.9	196.2
236	8/24/2010 19:00	1900	7.54	75.3	2.365	154.4	35.11	-1.815	12.42	11.67	0.293	0.015	433.7	196
236	8/24/2010 20:00	2000	7.51	73.2	1.318	145.5	18.88	-9.73	12.34	10.97	0.292	0.016	433.7	196
236	8/24/2010 21:00	2100	7.31	73.4	1.644	151	-10.26	-13.28	12.17	10.5	0.29	0.015	433.9	196.2
236	8/24/2010 22:00	2200	6.835	75.5	1.536	148.3	-28.02	-20.58	11.96	9.78	0.289	0.015	433.8	196.1
236	8/24/2010 23:00	2300	6.664	73.5	1.023	130.3	-30.28	-23.32	11.67	9.16	0.286	0.016	433.8	196.1
236	8/25/2010 0:00	2400	6.312	76.9	1.303	36.18	-29.18	-23.43	11.37	8.73	0.285	0.015	433.9	196.2
237	8/25/2010 1:00	100	5.599	80.8	0.924	334.1	-30.23	-24.48	11.09	8.32	0.283	0.016	433.9	196.2
237	8/25/2010 2:00	200	5.373	81.7	0.52	339.3	-40.2	-24.31	10.82	8	0.281	0.016	433.8	196.1
237	8/25/2010 3:00	300	5.151	82.4	0.709	339.9	-49.14	-26.82	10.47	7.6	0.28	0.015	433.9	196.2
237	8/25/2010 4:00	400	4.368	82.7	0.699	5.298	-54.25	-30.64	10.29	7.07	0.279	0.015	433.9	196.2
237	8/25/2010 5:00	500	4.235	82.8	0.605	357.2	-41.03	-29.34	9.99	6.713	0.277	0.015	433.9	196.2
237	8/25/2010 6:00	600	4.203	80.2	1.093	7.2	-30.24	-26.83	9.72	6.539	0.275	0.015	433.9	196.2
237	8/25/2010 7:00	700	4.1	79.8	0.462	359.4	-24.72	-24.47	9.49	6.434	0.275	0.015	433.9	196.2
237	8/25/2010 8:00	800	3.981	80.4	0.656	286.7	-5.804	-20.71	9.31	6.463	0.274	0.015	433.9	196.2
237	8/25/2010 9:00	900	4.116	78	1.155	285.6	29.56	-14.04	9.19	6.717	0.273	0.014	433.9	196.2
237	8/25/2010 10:00	1000	4.755	76	0.685	238.8	68.89	-3.789	9.16	7.28	0.273	0.015	433.9	196.2
237	8/25/2010 11:00	1100	6.321	78.4	0.738	249	193	8.17	8.57	8.57	0.273	0.013	434	196.3
237	8/25/2010 12:00	1200	8.45	61.82	1.642	287.1	417.5	60.06	9.61	11.51	0.274	0.013	434	196.3
237	8/25/2010 13:00	1300	9.29	55.73	1.487	299.6	140.5	59.2	10.37	13.89	0.277	0.015	434.3	196.6
237	8/25/2010 14:00	1400	9.02	59.43	1.698	191.4	130.5	13.85	11.2	12.52	0.282	0.013	433.8	196.1
237	8/25/2010 15:00	1500	8.64	64.01	1.748	238.3	109.6	28.72	11.55	13.05	0.283	0.015	434	196.3
237	8/25/2010 16:00	1600	9.48	61.76	2.6	28.32	144	38.8	11.9	13.75	0.284	0.014	434.5	196.8
237	8/25/2010 17:00	1700	8.43	64.33	5.009	73.7	105.5	4.618	12.34	13.21	0.286	0.012	434.4	196.7
237	8/25/2010 18:00	1800	10.03	53.88	2.76	92.8	162.5	10.13	12.49	12.65	0.288	0.013	434.2	196.5
237	8/25/2010 19:00	1900	9.99	50.65	2.189	34.72	46.07	7.09	12.54	12.68	0.287	0.015	433.9	196.2
237	8/25/2010 20:00	2000	9.1	52.84	1.281	339.9	-32.07	-15.05	12.13	11.46	0.287	0.015	434.2	196.5
237	8/25/2010 21:00	2100	8.16	55.44	3.413	35.42	-42.93	-27.51	12.36	10.22	0.285	0.015	433.9	196.6
237	8/25/2010 22:00	2200	6.597	63.05	1.944	27.78	-64.84	-36.58	11.97	8.96	0.283	0.016	434.2	196.5
237	8/25/2010 23:00	2300	5.602	68.64	1.658	44.1	-63.42	-38.14	11.49	8.04	0.28	0.015	434.2	196.5
237	8/26/2010 0:00	2400	4.821	71.4	1.696	21.23	-60.17	-37.89	10.99	7.35	0.277	0.015	434.2	196.5
238	8/26/2010 1:00	100	4.183	74.5	1.363	16.44	-60.86	-37.95	10.52	6.764	0.275	0.015	434.3	196.6
238	8/26/2010 2:00	200	3.889	76.4	1.689	16.61	-59.75	-37.59	10.09	6.269	0.272	0.015	434.3	196.6
238	8/26/2010 3:00	300	3.538	78.5	1.224	1.745	-62.96	-37.37	9.69	5.827	0.27	0.014	434.2	196.5
238	8/26/2010 4:00	400	3.059	73.4	1.092	328.4	-59.68	-37.48	9.34	5.42	0.268	0.014	434.2	196.5
238	8/26/2010 5:00	500	2.53	82.6	0.468	33.9	-57.23	-35.68	8.98	5.12	0.267	0.016	434.2	196.5
238	8/26/2010 6:00	600	2.553	84.8	0.521	345.5	-41.18	-32.48	8.67	4.945	0.265	0.015	434.2	196.5
238	8/26/2010 7:00	700	2.624	84.1	0.335	243.4	-39.88	-29.12	8.41	4.922	0.264	0.015	434.2	196.5
238	8/26/2010 8:00	800	3.251	83.3	0.646	357.9	-17.4	-24.65	8.21	4.978	0.263	0.014	434.2	196.5
238	8/26/2010 9:00	900	3.47	82.1	0.313	246.9	0.095	-18.53	8.07	5.253	0.263	0.014	434.2	196.5
238	8/26/2010 10:00	1000	5.625	71.3	0.189	201.8	143.3	4.141	8.02	6.268	0.263	0.01	434.3	196.6
238	8/26/2010 11:00	1100	7.35	66.43	0.665	142.6	135.7	32.44	8.24	8.58	0.263	0.013	434.1	196.4
238	8/26/2010 12:00	1200	7.91	63.5	0.958	305.9	293.3	44.48						



Faro Meteorological Data January 01 - December 31, 2010



Faro Climate Station - 2010 data
Note: Cumulative precipitation is calculated in column 'V', while raw instrument numbers are seen in column 'U'.

-0.1

Julian Day	Date	Hr	Tair	RH %	WindV	WindD	NetRad	SoilHF	SoilT2	SoilT3	Soil W	SnoD	Precip	Precip (rev)
240	8/28/2010 14:00	1400	11.53	46.2	2.826	231.6	282.1	45.92	10.36	13.9	0.268	0.015	434.6	197.7
240	8/28/2010 15:00	1500	12.49	44.7	2.498	229.1	291.6	47.17	11.02	14.71	0.271	0.015	434.6	196.9
240	8/28/2010 16:00	1600	12.1	45.77	2.628	280.3	183.7	41.75	11.7	15.13	0.273	0.016	435.5	197.8
240	8/28/2010 17:00	1700	12.28	45.74	1.89	298.2	236.8	35.62	12.27	15.12	0.275	0.012	435.4	197.7
240	8/28/2010 18:00	1800	12.55	44.61	2.341	263.1	156.8	33.88	12.74	15.43	0.276	0.016	435.3	197.6
240	8/28/2010 19:00	1900	11.84	48.13	3.601	259.8	59.25	9.56	13.12	14.53	0.278	0.015	435.6	197.9
240	8/28/2010 20:00	2000	10.71	52.51	3.481	275.5	1.579	-11.39	13.18	12.99	0.277	0.015	435.6	197.9
240	8/28/2010 21:00	2100	9.66	55.51	2.349	320.8	-23.82	-20.09	12.93	11.71	0.275	0.015	435.6	197.9
240	8/28/2010 22:00	2200	9.08	58.44	0.916	49.16	-29.97	-21.65	12.56	10.83	0.273	0.016	435.5	197.8
240	8/28/2010 23:00	2300	8.47	63.37	0.904	36.93	41.88	-21.99	12.16	10.24	0.27	0.015	435.5	197.8
240	8/29/2010 0:00	2400	7.29	67.16	1.488	27.33	62.7	-29.23	11.79	9.4	0.268	0.015	435.6	197.8
241	8/29/2010 1:00	100	6.118	68.83	1.742	28.19	-63.07	-34.81	11.37	8.45	0.266	0.015	435.7	198
241	8/29/2010 2:00	200	5.563	70.3	1.65	25.9	-63.98	-36.43	10.91	7.68	0.263	0.015	435.5	197.8
241	8/29/2010 3:00	300	5.06	69.98	1.886	21.57	-62.45	-36.83	10.45	7.04	0.261	0.015	435.3	197.6
241	8/29/2010 4:00	400	4.716	71.9	1.593	18.77	-61.44	-36.28	10.02	6.513	0.259	0.014	435.5	197.8
241	8/29/2010 5:00	500	4.116	72.4	1.805	12.57	-63.93	-36.93	9.61	6.015	0.257	0.015	435.3	197.6
241	8/29/2010 6:00	600	3.603	74.7	1.789	13.04	-63.25	-37.29	9.23	5.534	0.255	0.015	435.6	197.9
241	8/29/2010 7:00	700	3.288	76.4	1.547	9.02	-59.79	-36.88	8.87	5.122	0.253	0.015	435.5	197.8
241	8/29/2010 8:00	800	3.805	75.8	1.033	9.36	-15.93	-30.96	8.53	4.981	0.252	0.014	435.7	198
241	8/29/2010 9:00	900	6.358	67.39	0.208	20.12	50.64	-11.26	8.28	5.745	0.251	0.011	435.7	198
241	8/29/2010 10:00	1000	10.16	54.17	0.256	80.4	131.3	16.13	8.28	7.47	0.25	0.006	435.6	197.9
241	8/29/2010 11:00	1100	12.34	44.49	0.419	95.9	223.9	44.55	8.64	9.9	0.252	0.01	435.6	197.9
241	8/29/2010 12:00	1200	12.58	40.6	1.075	90.3	303	65.33	9.21	12.6	0.254	0.013	435.2	197.5
241	8/29/2010 13:00	1300	12.2	39.11	2.398	189.7	362.1	71.4	9.98	14.73	0.258	0.013	435.7	198
241	8/29/2010 14:00	1400	12.79	34.4	2.199	180.6	324.4	73.7	10.9	16.38	0.261	0.018	435.3	197.6
241	8/29/2010 15:00	1500	12.96	32.33	2.413	224.3	307.9	72.6	11.79	17.54	0.265	0.014	435.4	197.7
241	8/29/2010 16:00	1600	12.56	34.65	2.64	298.9	158.8	42.3	12.65	17.3	0.268	0.016	435.3	197.6
241	8/29/2010 17:00	1700	12.54	34.83	1.589	340	58.25	18.01	13.18	16.05	0.27	0.015	435.4	197.7
241	8/29/2010 18:00	1800	12.45	36.45	1.889	41.69	1.972	1.682	13.33	14.71	0.27	0.014	435.7	198
241	8/29/2010 19:00	1900	12.03	43.24	3.437	37.06	56.3	-2.089	13.2	13.66	0.269	0.015	435	197.3
241	8/29/2010 20:00	2000	11.56	45.87	3.16	34.64	18.18	-5.738	13.02	13.04	0.267	0.014	435.7	198
241	8/29/2010 21:00	2100	10.96	48.19	2.464	48.26	-28.74	-13.72	12.84	12.18	0.266	0.015	435.1	197.4
241	8/29/2010 22:00	2200	10.1	52.35	1.359	60.11	-39.96	-20.13	12.56	11.27	0.264	0.016	435.5	197.8
241	8/29/2010 23:00	2300	9.06	57.22	1.775	21.74	-34.28	-22.65	12.21	10.52	0.262	0.015	435.4	197.7
241	8/30/2010 0:00	2400	8.41	59.55	1.667	31.59	-29.89	-22.97	11.85	9.95	0.26	0.015	435.5	197.8
242	8/30/2010 1:00	100	8.11	60.99	1.416	15.41	-28.79	-22.45	11.51	9.5	0.258	0.015	435.5	197.8
242	8/30/2010 2:00	200	7.81	64.41	0.671	358.6	-31.18	-21.54	11.21	9.16	0.257	0.015	435.5	197.8
242	8/30/2010 3:00	300	7.59	64.16	1.15	343.5	-29.28	-21.05	10.94	8.87	0.256	0.015	435.5	197.8
242	8/30/2010 4:00	400	7.54	66.02	0.768	1.438	-25.74	-20.31	10.7	8.61	0.254	0.015	435.5	197.8
242	8/30/2010 5:00	500	7.26	68.6	0.929	18.91	-24.96	-19.27	10.49	8.43	0.253	0.015	435.4	197.7
242	8/30/2010 6:00	600	7.16	68.73	0.799	20.27	-23.84	-18.49	10.3	8.26	0.252	0.015	435.5	197.8
242	8/30/2010 7:00	700	7.07	66.89	0.601	46.64	-25.26	-18.42	10.14	8.09	0.251	0.015	435.5	197.8
242	8/30/2010 8:00	800	6.88	69.98	0.904	60.04	-15.02	-18.2	9.98	7.92	0.251	0.015	435.5	197.8
242	8/30/2010 9:00	900	7.28	66.13	1.108	112.8	28.79	-10.11	9.84	8.11	0.25	0.015	435.6	197.9
242	8/30/2010 10:00	1000	8.24	62.22	0.772	102.5	58.48	-0.036	9.8	8.69	0.249	0.014	435.5	197.8
242	8/30/2010 11:00	1100	9.02	58.69	0.984	169.6	117.4	13.13	9.88	9.65	0.249	0.015	435.5	197.8
242	8/30/2010 12:00	1200	10.98	52.16	0.68	139.2	203.8	32.45	10.14	11.25	0.25	0.012	435.5	197.8
242	8/30/2010 13:00	1300	12.02	44.08	2.878	161.6	305.1	53.15	10.62	13.4	0.252	0.014	435.9	198.2
242	8/30/2010 14:00	1400	12.89	38.73	4.617	173.8	389.4	71.5	11.3	15.69	0.255	0.016	435.7	198
242	8/30/2010 15:00	1500	13.03	41.44	5.588	172.4	376.5	78.7	12.14	17.67	0.258	0.015	435.2	197.5
242	8/30/2010 16:00	1600	12.6	42.34	5.049	167.2	293.7	53.42	13.07	17.79	0.262	0.016	435.2	197.6
242	8/30/2010 17:00	1700	12.39	37.47	6.038	177.1	214	47.72	13.76	18.07	0.264	0.017	434.4	196.7
242	8/30/2010 18:00	1800	11.89	42.64	2.786	178.1	89	23.56	14.26	17.18	0.266	0.013	435.3	197.6
242	8/30/2010 19:00	1900	12.43	40.03	3.595	171.9	61.3	13.8	14.44	16.22	0.267	0.014	435.7	198
242	8/30/2010 20:00	2000	11.03	48.33	3.234	196.9	3.36	-1.028	14.42	15.11	0.266	0.015	435.3	197.6
242	8/30/2010 21:00	2100	8.37	65.38	2.814	279.2	-46.79	-19.61	14.21	13.61	0.264	0.016	435.6	197.9
242	8/30/2010 22:00	2200	7.91	67.11	1.444	45.54	-52.38	-26.8	13.8	12.27	0.262	0.015	435.6	197.9
242	8/30/2010 23:00	2300	7.1	68.55	1.787	25.69	-60.53	-31.71	13.29	11.17	0.26	0.015	435.4	197.7
242	8/31/2010 0:00	2400	6.455	70.6	1.752	356.6	-73	-36.46	12.77	10.12	0.257	0.015	435.5	197.8
243	8/31/2010 1:00	100	5.77	71.91	0.864	139.5	71.4	-39.55	12.1	9.18	0.255	0.015	435.5	197.8
243	8/31/2010 2:00	200	5.045	74.6	1.096	45.11	-68.99	-39.04	11.69	8.42	0.252	0.015	435.3	197.6
243	8/31/2010 3:00	300	4.818	76.6	1.254	3.213	-61.62	-38.51	11.19	7.79	0.25	0.015	435.5	197.8
243	8/31/2010 4:00	400	4.654	76.9	1.317	11.5	-64.08	-37.3	10.73	7.3	0.248	0.015	435.5	197.8
243	8/31/2010 5:00	500	4.248	78.6	0.63	93.7	-40.83	-33.69	10.32	6.964	0.246	0.015	435.5	197.8
243	8/31/2010 6:00	600	4.214	80.4	0.439	357.8	-34.88	-28.85	9.97	6.89	0.245	0.016	435.4	197.7
243	8/31/2010 7:00	700	4.478	79.6	0.703	101.4	-33.46	-26.13	9.71	6.834	0.243	0.015	435.5	197.8
243	8/31/2010 8:00	800	4.859	78.7	0.526	342.7	-40.68	-21.84	9.5	6.847	0.242	0.012	435.6	197.9
243	8/31/2010 9:00	900	6.28	76.5	0.577	229.6	62.93	-2.899	9.37	7.79	0.242	0.014	435.6	197.9
243	8/31/2010 10:00	1000	8.41	64.11	0.84	194.9	189.4	23.93	9.47	9.33	0.242	0.014	435.6	197.9
243	8/31/2010 11:00	1100	9.22	60.6	1.047	272.5	139.8	41.58	9.87	11.61	0.244	0.014	435.5	197.8
243	8/31/2010 12:00	1200	8.97	62.48	2.09	170.9	111.2	25.28	10.39	12.06	0.246	0.016	435.2	197.5
243	8/31/2010 13:00	1300	10.29	55.98	4.983	171.8	298.1	38.44	10.78	12.97	0.248	0.015	435.2	197.5
243	8/31/2010 14:00	1400	11.24	47.52	5.278	176.4	424.3	67.7	11.25	15.39	0.249	0.015	435.6	197.9
243	8/31/2010 15:00	1500	11.99	43.25	4.537	177.6	381.9	74	12.05	17.36	0.252	0.017	435.5	197.8
243	8/31/2010 16:00	1600	12.26	38.37	3.222	149.7	252.7	61.54	13.05	18.27	0.256	0.014	435.4	197.7
243	8/31/2010 17:00	1700	11.86	46.										



Faro Meteorological Data January 01 - December 31, 2010



Faro Climate Station - 2010 data
Note: Cumulative precipitation is calculated in column 'V', while raw instrument numbers are seen in column 'U'.

-0.1

Julian Day	Date	Hr	Tair	RH %	WindV	WindD	NetRad	SoilHF	SoilT2	SoilT3	Soil W	SnoD	Precip	Precip (rev)
245	9/2/2010 19:00	1900	5.27	85	0.977	247.8	-11.03	9.76	9.87	0.294	0.015	443	205.3	
245	9/2/2010 20:00	2000	5.23	93	1.242	293	-5.963	9.94	9.177	0.298	0.015	443	205.6	
245	9/2/2010 21:00	2100	5.267	89.7	0.777	276.7	-26.59	-10.11	9.93	8.7	0.298	0.015	443.3	205.6
245	9/2/2010 22:00	2200	5.102	91.2	0.723	263.7	-27.59	-14.77	9.81	8.19	0.297	0.015	443.3	205.6
245	9/2/2010 23:00	2300	4.811	94	0.903	176.9	-18.95	-15.29	9.64	7.83	0.295	0.015	444	206.3
245	9/3/2010 0:00	2400	4.626	94.6	0.772	201.3	-19.47	-16.15	9.46	7.53	0.297	0.015	444.2	206.5
246	9/3/2010 1:00	100	4.502	94.4	0.807	216.7	-16.58	-15.67	9.29	7.32	0.301	0.014	444.4	206.7
246	9/3/2010 2:00	200	4.398	95.3	0.751	248.7	-16.45	-15.46	9.13	7.16	0.303	0.014	444.7	207
246	9/3/2010 3:00	300	4.316	94.7	1.031	285.6	-18.4	-16.21	8.99	6.978	0.305	0.014	445.2	207.5
246	9/3/2010 4:00	400	4.2	95.5	0.608	193.3	-16.29	-15.67	8.85	6.827	0.309	0.014	445.4	207.7
246	9/3/2010 5:00	500	4.114	95.4	0.778	170.5	-15.26	-14.9	8.74	6.729	0.312	0.014	445.4	207.7
246	9/3/2010 6:00	600	4.108	93.7	0.4	206.5	-19.79	-14.95	8.63	6.627	0.311	0.014	445.5	207.8
246	9/3/2010 7:00	700	3.941	95.1	0.707	201.3	-15.82	-15.45	8.53	6.5	0.31	0.014	445.5	207.8
246	9/3/2010 8:00	800	3.857	95.2	0.878	274.1	-2.428	-13.43	8.43	6.463	0.309	0.014	445.6	207.9
246	9/3/2010 9:00	900	4.023	96	0.506	209.9	22.19	-7.37	8.36	6.662	0.307	0.014	445.5	207.8
246	9/3/2010 10:00	1000	4.536	93.5	1.036	264.6	53.93	4.821	8.37	7.32	0.306	0.015	445.5	207.8
246	9/3/2010 11:00	1100	4.791	92.8	1.962	283.3	22.75	3.767	8.52	7.77	0.305	0.014	445.3	207.6
246	9/3/2010 12:00	1200	5.204	88.9	2.199	296.5	20.47	-1.21	8.69	7.85	0.306	0.015	445.5	207.8
246	9/3/2010 13:00	1300	5.56	87.8	1.425	270.9	37.13	7.8	8.83	8.01	0.305	0.014	445.5	207.8
246	9/3/2010 14:00	1400	5.624	89.9	1.345	256.7	26.29	4.475	8.96	8.3	0.305	0.012	446.7	209
246	9/3/2010 15:00	1500	6.083	87.1	2.07	279.7	61.66	8.03	9.09	8.49	0.306	0.013	447.2	209.5
246	9/3/2010 16:00	1600	5.845	87.4	1.743	69.74	15.38	5.597	9.25	8.82	0.317	0.015	448.7	211
246	9/3/2010 17:00	1700	5.534	87.9	1.404	153.5	17.7	-1.823	9.39	8.53	0.366	0.012	452.5	214.8
246	9/3/2010 18:00	1800	5.689	88.2	1.244	325.3	19.78	0.67	9.42	8.52	0.429	0.015	452.6	214.9
246	9/3/2010 19:00	1900	6.42	87.6	1.438	287.8	42.49	1.265	9.44	8.56	0.432	0.013	452.5	214.8
246	9/3/2010 20:00	2000	6.427	81.5	1.253	334.6	-35.47	-1.573	9.48	8.59	0.391	0.014	452.6	214.9
246	9/3/2010 21:00	2100	5.448	84.5	1.856	205.1	-53.3	-13.89	9.49	8	0.371	0.015	452.6	214.9
246	9/3/2010 22:00	2200	5.44	85.3	1.313	310.2	-46.34	-19.91	9.37	7.34	0.357	0.015	452.7	215
246	9/3/2010 23:00	2300	5.119	89.2	0.823	340	-33.62	-19.2	9.17	6.98	0.348	0.015	452.6	214.9
246	9/4/2010 0:00	2400	4.898	89.3	0.509	291.5	-31.3	-16.89	8.96	6.799	0.34	0.014	452.6	214.9
247	9/4/2010 1:00	100	4.595	90.8	1.149	297.7	-40.94	-20.28	8.79	6.492	0.335	0.014	452.6	214.9
247	9/4/2010 2:00	200	4.537	91.5	1.389	292.7	-27.91	-19.3	8.6	6.245	0.33	0.014	452.6	214.9
247	9/4/2010 3:00	300	4.664	91	0.909	307.6	-34.12	-17.43	8.43	6.153	0.326	0.014	452.6	214.9
247	9/4/2010 4:00	400	4.478	90.7	1.078	307.8	-39.06	-21.42	8.28	5.856	0.323	0.014	452.6	214.9
247	9/4/2010 5:00	500	4.352	90.9	0.592	232	-27.4	-18.11	8.13	5.742	0.32	0.014	452.7	215
247	9/4/2010 6:00	600	4.305	90.1	0.677	306.2	-49.34	-20.08	7.98	5.588	0.317	0.013	452.6	214.9
247	9/4/2010 7:00	700	3.804	90.3	1.27	325.5	-58.99	-25.58	7.83	5.146	0.315	0.015	452.7	215
247	9/4/2010 8:00	800	3.291	92.1	1.08	333	-40.61	-28.38	7.62	4.678	0.312	0.013	452.8	215.1
247	9/4/2010 9:00	900	4.661	83.7	0.839	333.7	35.78	-14.8	7.39	4.897	0.31	0.012	452.9	215.2
247	9/4/2010 10:00	1000	5.656	80.1	0.872	320.8	91.1	11.18	7.34	6.23	0.308	0.012	452.9	215.2
247	9/4/2010 11:00	1100	7.29	72.7	0.775	287.6	198.1	39.6	7.59	8.34	0.308	0.014	452.8	215.1
247	9/4/2010 12:00	1200	8.62	64.63	1.312	274.3	294.8	60.49	8.07	10.64	0.309	0.013	452.8	215.1
247	9/4/2010 13:00	1300	9.3	60.71	1.968	270.3	276.1	66.45	8.78	12.56	0.311	0.014	452.7	215.1
247	9/4/2010 14:00	1400	10.23	56.67	3.458	269.3	378.2	57.21	9.57	13.26	0.313	0.013	451.8	214.3
247	9/4/2010 15:00	1500	10.97	52	4.113	265.2	414.5	61.55	10.31	14.36	0.314	0.013	451.3	215.6
247	9/4/2010 16:00	1600	11.09	52.59	3.78	273.3	360.6	61.22	11.13	15.22	0.315	0.015	452.4	214.7
247	9/4/2010 17:00	1700	10.62	53.51	2.802	283.1	158.8	32.72	11.88	14.79	0.315	0.013	452.1	214.4
247	9/4/2010 18:00	1800	11.41	49.63	2.692	268.9	173.1	24.52	12.29	14.08	0.315	0.013	452.4	214.7
247	9/4/2010 19:00	1900	11.78	47.26	2.917	244.6	94.4	15.92	12.49	13.74	0.313	0.014	452.8	215.1
247	9/4/2010 20:00	2000	10.73	53.63	1.777	253.6	-21.28	-13.5	12.51	12.05	0.311	0.015	452.5	214.8
247	9/4/2010 21:00	2100	9.76	58.28	0.854	221.6	-61.81	-20.1	12.26	10.86	0.309	0.014	452.6	214.9
247	9/4/2010 22:00	2200	6.736	72.9	1.331	271.7	-72.5	-31.89	11.85	9.58	0.306	0.015	452.6	214.9
247	9/4/2010 23:00	2300	5.812	75.9	1.414	34.49	-69.9	-35.9	11.33	8.45	0.303	0.015	452.6	214.9
247	9/5/2010 0:00	2400	5.17	77.8	1.478	28.97	-67.84	-37.12	10.78	7.58	0.3	0.015	452.5	214.8
248	9/5/2010 1:00	100	4.788	77.7	1.773	28.75	-66.08	-37.4	10.26	6.87	0.297	0.015	452.8	215.1
248	9/5/2010 2:00	200	4.583	76.7	1.991	30.67	-65.29	-37.41	9.77	6.258	0.294	0.015	452.3	214.6
248	9/5/2010 3:00	300	4.262	76.6	2.043	13.82	-66.07	-37.09	9.32	5.731	0.292	0.015	452.6	214.9
248	9/5/2010 4:00	400	3.53	79.7	1.577	17.45	-64.79	-36.89	8.9	5.265	0.29	0.015	452.7	215
248	9/5/2010 5:00	500	3.18	81.6	1.527	19.14	-63.14	-36.35	8.52	4.854	0.289	0.015	452.6	214.9
248	9/5/2010 6:00	600	3.436	81.4	1.346	4.48	-63.41	-35.81	8.15	4.489	0.287	0.015	452.6	214.9
248	9/5/2010 7:00	700	2.695	83.7	1.201	15.09	-59.9	-35.33	7.83	4.156	0.286	0.014	452.6	214.9
248	9/5/2010 8:00	800	2.993	81.3	0.691	346.7	-29.9	-31.7	7.52	3.983	0.284	0.013	452.7	215
248	9/5/2010 9:00	900	4.726	75.6	0.641	44.6	34.1	-16.35	7.27	4.466	0.283	0.013	452.7	215
248	9/5/2010 10:00	1000	6.282	68.56	0.61	101	73.5	4.225	7.22	5.699	0.283	0.013	452.6	214.9
248	9/5/2010 11:00	1100	7.58	63.66	1.199	140.7	125.3	18.81	7.4	7.03	0.284	0.015	452.8	215.1
248	9/5/2010 12:00	1200	8.11	59.5	4.347	166.7	257.2	32.18	7.74	8.54	0.285	0.014	453.3	215.6
248	9/5/2010 13:00	1300	8.57	56.04	3.691	165.8	239.8	43.46	8.22	10.14	0.287	0.014	452.5	214.8
248	9/5/2010 14:00	1400	8.24	58.28	3.285	184	139.6	32.82	8.76	10.31	0.288	0.015	452.8	215.1
248	9/5/2010 15:00	1500	8.2	59.44	3.192	167.4	133.7	16.88	9.44	10.17	0.289	0.015	452.8	215.1
248	9/5/2010 16:00	1600	8.46	57.57	2.278	170.2	98.2	14.9	9.43	10.21	0.29	0.015	452.7	215
248	9/5/2010 17:00	1700	8.3	58.5	2.588	173.5	57.38	7.88	9.65	10.02	0.29	0.015	452.6	214.9
248	9/5/2010 18:00	1800	8.12	59.61	2.995	168.8	49.39	-0.876	9.77	9.5	0.289	0.015	453.1	215.4
248	9/5/2010 19:00	1900	7.87	61.26	2.645	175.6	26.81	-3.916	9.77	9.12	0.288	0.015	452.4	214.7
248	9/5/2010 20:00	2000	6.994	69.66	1.607	214.6	-14.36	-8.9	9.71	8.67	0.287	0.015	452.6	214.9
248	9/5/2010 21:00	2100	6.181	76.3	0.8	198.5	-22.31	-13.09	9.59	8.19	0.286	0.015	452.7	215
248	9/5/2010 22:00	2200	5.661	81	1.178	125.4	-40.88	-15.36	9.43	7.78	0.285	0.016	452.7	215
248	9/5/2010 23:00	2300	5.463	80.3	1.218	93.6	-47.55	-16.59	9.24					



Faro Meteorological Data January 01 - December 31, 2010



Faro Climate Station - 2010 data

Note: Cumulative precipitation is calculated in column 'V', while raw instrument numbers are seen in column 'U'.

-0.1

Julian Day	Date	HR	Tair	RH %	WindV	WindD	NetRad	SoilHF	SoilT2	SoilT3	Soil W	SnoD	Precip	Precip (rev)
250	9/8/2010 0:00	2400	8.6	59.91	0.854	54.47	-28.75	-21.47	10.78	8.76	0.285	0.015	45.3	216.6
251	9/8/2010 1:00	100	8.59	59.91	0.858	58.58	-19.36	-17.77	10.45	8.5	0.283	0.015	45.4	216.6
251	9/8/2010 2:00	200	8.77	58.14	0.869	85.8	-20.93	-15.92	10.19	8.31	0.282	0.017	45.4	216.5
251	9/8/2010 3:00	300	8.55	59.5	0.687	84.4	-21.32	-15.52	9.97	8.12	0.281	0.015	45.4	216.6
251	9/8/2010 4:00	400	8	63.66	0.841	65.69	-17.06	-14.64	9.79	7.96	0.28	0.015	45.4	216.5
251	9/8/2010 5:00	500	8.04	61.63	1.098	34.39	-17.72	-14.5	9.62	7.8	0.279	0.014	45.4	216.6
251	9/8/2010 6:00	600	7.68	64.21	0.739	68.58	-35.75	-15.87	9.48	7.6	0.278	0.014	45.4	216.6
251	9/8/2010 7:00	700	6.785	66.38	1.541	29.76	-26.72	-20.85	9.31	7.15	0.278	0.014	45.4	216.6
251	9/8/2010 8:00	800	6.777	66.85	1.223	45.5	-9.19	-17.69	9.11	6.962	0.277	0.015	45.4	216.6
251	9/8/2010 9:00	900	7.51	65.47	1.046	83.1	20.85	-10.11	8.95	7.13	0.276	0.014	45.4	216.6
251	9/8/2010 10:00	1000	7.81	62.85	1.12	98.6	55.3	-0.159	8.89	7.65	0.276	0.015	45.4	216.6
251	9/8/2010 11:00	1100	8.69	61.25	1.134	109.9	95.6	9.85	8.96	8.4	0.276	0.015	45.9	216.2
251	9/8/2010 12:00	1200	10.52	53.72	2.211	141.3	221.2	28.6	9.16	9.7	0.276	0.014	45.4	216.8
251	9/8/2010 13:00	1300	11.48	47.88	3.565	162.2	308	50.4	9.53	11.78	0.278	0.014	45.4	216.7
251	9/8/2010 14:00	1400	11.89	47.66	3.349	162.9	300	53.96	10.07	13.29	0.28	0.013	45.4	216.7
251	9/8/2010 15:00	1500	12.6	45.06	3.295	163.6	313.4	54.02	10.69	14.28	0.282	0.014	45.4	216.5
251	9/8/2010 16:00	1600	13.16	42.52	2.671	188.9	225.4	49.24	11.39	15.02	0.284	0.012	45.8	216.1
251	9/8/2010 17:00	1700	13.56	41.5	3.209	167.9	190.1	39.25	12.02	15.09	0.285	0.016	45.1	216.4
251	9/8/2010 18:00	1800	13.48	41.91	3.135	155.6	101	17.94	12.46	14.37	0.287	0.014	45.3	215.6
251	9/8/2010 19:00	1900	13.25	42.59	3.944	163.6	43.34	5.433	12.61	13.5	0.286	0.015	45.4	216.8
251	9/8/2010 20:00	2000	12.3	47.17	3.432	127.5	-7.26	-10.3	12.54	12.24	0.285	0.014	45.4	216.8
251	9/8/2010 21:00	2100	11.41	50.36	2.638	109.7	-35.23	-17.46	12.27	11.2	0.283	0.015	45.4	216.7
251	9/8/2010 22:00	2200	10.74	51.41	2.678	106.7	-34.87	-21.74	11.93	10.29	0.281	0.015	45.4	216.3
251	9/8/2010 23:00	2300	10.45	53.08	2.53	108.6	-26.52	-20.55	11.55	9.71	0.278	0.015	45.4	216.6
251	9/9/2010 0:00	2400	10.2	54.82	1.782	111.9	-20.67	-17.88	11.21	9.36	0.276	0.015	45.4	216.9
252	9/9/2010 1:00	100	9.85	57.55	1.862	133	-18.06	-16.08	10.93	9.12	0.274	0.015	45.4	216.6
252	9/9/2010 2:00	200	9.61	59.77	2.271	119.1	-17.33	-14.89	10.7	8.92	0.273	0.015	45.4	216.2
252	9/9/2010 3:00	300	8.91	65.7	3.091	125.2	-24.11	-15.56	10.51	8.68	0.272	0.015	45.4	216.9
252	9/9/2010 4:00	400	7.61	78.6	2.72	151	-46.76	-15.39	10.32	8.46	0.271	0.015	45.4	216.3
252	9/9/2010 5:00	500	6.845	83.8	1.696	131.4	-41.67	-16.15	10.15	8.22	0.27	0.015	45.4	216.6
252	9/9/2010 6:00	600	6.871	82.1	2.361	164.8	-65.46	-16.18	9.97	8.02	0.27	0.015	45.8	217.1
252	9/9/2010 7:00	700	6.266	86.2	2.566	155.8	-66.06	-20.47	9.8	7.65	0.269	0.014	45.4	216.8
252	9/9/2010 8:00	800	5.886	86.1	1.428	146.7	-45.47	-22.09	9.6	7.21	0.269	0.015	45.4	216.8
252	9/9/2010 9:00	900	6.177	82.8	0.582	119.9	-7.67	-15.9	9.37	7.17	0.268	0.015	45.4	216.8
252	9/9/2010 10:00	1000	6.815	78	0.901	156.5	13.62	-1.91	9.23	7.77	0.268	0.015	45.4	216.8
252	9/9/2010 11:00	1100	7.36	74.7	1.305	159	26.71	1.276	9.25	8.25	0.268	0.015	45.1	217.4
252	9/9/2010 12:00	1200	8.03	69.26	3.411	168.4	104.7	6.299	9.35	8.7	0.268	0.015	45.9	217.2
252	9/9/2010 13:00	1300	8.54	68	3.904	171.3	154.7	13.63	9.52	9.39	0.269	0.015	45.4	217
252	9/9/2010 14:00	1400	8.74	66.84	4.428	173.9	136.2	16.74	9.77	10.08	0.27	0.016	45.4	216.6
252	9/9/2010 15:00	1500	9.52	60.05	3.118	157.6	148.9	16.82	10.05	10.4	0.271	0.015	45.4	217
252	9/9/2010 16:00	1600	9.75	56.69	3.121	158.9	89.1	12.97	10.32	10.68	0.271	0.014	45.4	217
252	9/9/2010 17:00	1700	10.3	53.6	1.97	130.2	93.4	11.07	10.53	10.74	0.272	0.015	45.4	216.9
252	9/9/2010 18:00	1800	9.5	62.9	4.575	167.6	55.24	3.221	10.3	10.56	0.272	0.015	45.8	217.4
252	9/9/2010 19:00	1900	8.42	65.99	3.955	161.1	-0.03	-7.84	10.74	9.88	0.272	0.016	45.4	216.8
252	9/9/2010 20:00	2000	8.43	64.14	1.362	138.6	-11.77	-12.03	10.63	9.25	0.271	0.015	45.4	216.7
252	9/9/2010 21:00	2100	8.11	66.42	0.974	83	-25.78	-13.91	10.45	8.84	0.27	0.016	45.4	216.8
252	9/9/2010 22:00	2200	7.61	69.81	1.116	98.9	-26.38	-16.62	10.24	8.39	0.269	0.015	45.4	216.8
252	9/9/2010 23:00	2300	7.1	73	0.917	30.51	-34.87	-17.72	10.02	8.02	0.267	0.015	45.4	216.7
252	9/10/2010 0:00	2400	6.562	72.6	1.539	8.6	-41.56	-22.44	9.8	7.51	0.266	0.015	45.4	216.8
253	9/10/2010 1:00	100	6.344	74.6	1.301	2.795	-28.67	-20.86	9.55	7.16	0.265	0.015	45.4	216.7
253	9/10/2010 2:00	200	6.295	74.9	0.792	352.9	-35.54	-19.16	9.32	6.995	0.263	0.015	45.4	216.7
253	9/10/2010 3:00	300	5.513	79	0.964	48.95	-27.25	-20.21	9.11	6.73	0.263	0.015	45.4	216.8
253	9/10/2010 4:00	400	5.77	77.2	0.737	15.82	-47.03	-20.62	8.92	6.525	0.262	0.014	45.4	216.7
253	9/10/2010 5:00	500	5.148	78.3	1.109	344.6	-46.45	-25.67	8.73	6.04	0.261	0.015	45.4	216.7
253	9/10/2010 6:00	600	4.345	81.6	0.938	286.4	-28.09	-23.21	8.49	5.794	0.26	0.015	45.4	216.7
253	9/10/2010 7:00	700	4.654	80.7	0.583	335.1	-32.89	-19.32	8.29	5.782	0.259	0.014	45.4	216.7
253	9/10/2010 8:00	800	4.518	82.3	0.395	159	-44.98	-22.36	8.13	5.56	0.259	0.014	45.4	216.7
253	9/10/2010 9:00	900	4.713	82	0.381	221.2	0.172	-18.04	7.96	5.485	0.259	0.015	45.4	216.7
253	9/10/2010 10:00	1000	5.745	76.9	0.703	283.4	68.45	-1.254	7.85	6.203	0.258	0.014	45.4	216.7
253	9/10/2010 11:00	1100	6.813	74.8	0.568	167.3	100.2	13.71	7.94	7.39	0.258	0.015	45.4	216.7
253	9/10/2010 12:00	1200	8.73	69.37	0.49	55.54	1.71	28.88	8.23	8.82	0.259	0.013	45.4	216.7
253	9/10/2010 13:00	1300	9.74	65.29	1.512	201.3	194	48.47	8.72	10.92	0.261	0.014	45.4	216.7
253	9/10/2010 14:00	1400	10.03	62.59	1.055	234.5	99	29.1	9.36	11.21	0.264	0.012	45.4	216.6
253	9/10/2010 15:00	1500	9.63	68.31	2.224	180.6	11.4	20.2	9.85	11.2	0.266	0.014	45.4	216.7
253	9/10/2010 16:00	1600	7.2	84.4	1.905	227.5	-29.05	-3.354	10.13	10.16	0.267	0.016	45.6	218.9
253	9/10/2010 17:00	1700	6.72	87.5	1.408	339.5	7.65	-8.02	10.11	9.34	0.268	0.015	45.9	219.2
253	9/10/2010 18:00	1800	7.32	86.8	2.072	54.3	14.48	2.8	10	9.45	0.279	0.017	45.7	219.5
253	9/10/2010 19:00	1900	7.24	83.3	1.456	358.2	-15.37	-3.896	9.88	9.25	0.294	0.016	45.8	221.1
253	9/10/2010 20:00	2000	7.2	82.5	1.415	192.1	-39.69	-8.23	9.93	8.88	0.309	0.015	45.8	221.1
253	9/10/2010 21:00	2100	6.742	84.1	0.904	210.2	-44.32	-13.31	9.81	8.4	0.317	0.016	45.8	221
253	9/10/2010 22:00	2200	6.371	85.8	1.467	298.6	-36.92	-15.23	9.65	7.97	0.315	0.016	45.8	221
253	9/10/2010 23:00	2300	6.159	87.3	0.981	334.1	-36.57	-15.79	9.46	7.67	0.313	0.015	45.8	221
253	9/11/2010 0:00	2400	5.836	89.3	1.05	223.9	-30.72	-15.59	9.28	7.41	0.311	0.016	45.8	221
254	9/11/2010 1:00	100	5.645	90.4	0.686	296.3	-29.87	-15.5	9.11	7.21	0.309	0.015	45.8	221
254	9/11/2010 2:00	200	5.697	89.3	0.214	181.1	-28.07	-15.25	8.95	7.03	0.307	0.015	45.8	221
254	9/11/2010 3:00	300	5.883	85.2	0.732	218.8	-38.59	-15.23	8.81	6.875	0.305	0.014	45.8	221
254	9/11/2010 4:00	400	5.172	85.9	0.797	289.3	-63	21.02	8.67					



Faro Meteorological Data January 01 - December 31, 2010



Faro Climate Station - 2010 data

Note: Cumulative precipitation is calculated in column 'V', while raw instrument numbers are seen in column 'U'.

-0.1

Julian Day	Date	Hr	Tair	RH %	WindV	WindD	NetRad	SoilHF	SoilT2	SoilT3	Soil W	SnoD	Precip	Precip (rev)
256	9/13/2010 5:00	500	5.069	70.6	0.827	305.6	-28.27	-18.85	7.97	5.66	0.277	0.015	459.2	221.5
256	9/13/2010 6:00	700	4.711	72.1	0.711	273.9	-26.65	-18.49	7.82	5.318	0.276	0.015	459.2	221.5
256	9/13/2010 7:00	700	4.915	73.1	0.485	327.8	-40.58	-19.57	7.68	5.352	0.276	0.015	459.2	221.5
256	9/13/2010 8:00	800	4.243	74.9	1.068	9.51	-45.51	-24.37	5.33	4.959	0.275	0.015	459.2	221.5
256	9/13/2010 9:00	900	4.596	75.4	0.598	2.602	-7.19	-19.13	7.34	4.84	0.274	0.013	459.3	221.6
256	9/13/2010 10:00	1000	7.81	64.56	0.045	23.8	87.7	-1.501	7.2	5.514	0.274	0.007	459.4	221.7
256	9/13/2010 11:00	1100	8.45	57.84	0.467	305	112	26.89	7.28	7.5	0.274	0.013	459.3	221.6
256	9/13/2010 12:00	1200	10.18	52.74	0.695	235.3	248.9	45.9	7.64	9.3	0.275	0.011	459.3	221.6
256	9/13/2010 13:00	1300	10.5	46.15	2.116	281	261.3	65.92	8.25	11.82	0.277	0.015	458.9	221.2
256	9/13/2010 14:00	1400	10.87	47.12	2.794	281.1	182	38.29	9.01	11.92	0.228	0.015	458.9	221.2
256	9/13/2010 15:00	1500	10.18	48.99	2.7	276.3	150.2	19.23	9.6	11.46	0.283	0.013	458.8	221.1
256	9/13/2010 16:00	1600	11.6	44	3.327	284.6	376.9	53.79	9.99	12.79	0.284	0.014	458.1	220.4
256	9/13/2010 17:00	1700	11.62	45.58	4.679	255.9	319.3	50.37	10.65	13.99	0.285	0.015	459.6	221.9
256	9/13/2010 18:00	1800	11.16	46.59	4.198	286.8	146	28.28	11.34	13.66	0.287	0.015	458.5	220.8
256	9/13/2010 19:00	1900	10.64	47.08	4.095	290.4	26.59	-1.425	11.68	12.22	0.288	0.014	458.8	221.1
256	9/13/2010 20:00	2000	9.69	51.04	3.479	292.6	-33.85	-16.77	11.56	10.69	0.286	0.014	459.3	221.6
256	9/13/2010 21:00	2100	7.75	58.14	1.716	5.298	-67.91	-29.01	11.21	9.24	0.283	0.014	459.1	221.4
256	9/13/2010 22:00	2200	6.394	62.83	1.123	16.36	-70	-33.03	10.73	8.1	0.28	0.015	459.2	221.5
256	9/13/2010 23:00	2300	5.075	66.22	1.561	22.89	-62.76	-36.01	10.2	7.14	0.277	0.015	459.1	221.4
256	9/14/2010 0:00	2400	4.869	68.13	1.207	13.46	-54.47	-34.02	9.67	6.478	0.274	0.014	459.1	221.4
257	9/14/2010 1:00	100	4.449	71.7	0.806	328.2	-44.8	-30.41	9.2	6.081	0.272	0.015	459.1	221.4
257	9/14/2010 2:00	200	4.333	72.8	1.106	7.87	-44.28	-28.7	8.82	5.796	0.27	0.015	459.1	221.4
257	9/14/2010 3:00	300	4.266	75	0.511	23.12	-28.71	-24.63	8.49	5.619	0.269	0.013	459.1	221.4
257	9/14/2010 4:00	400	3.915	76.3	0.572	312.5	-53.88	-24.95	8.23	5.465	0.267	0.015	459.1	221.4
257	9/14/2010 5:00	500	3.54	77.2	0.513	21.73	-47.48	-29.09	7.99	4.989	0.266	0.015	459.1	221.4
257	9/14/2010 6:00	600	3.597	75.1	0.894	342.4	-56.71	-38.53	7.72	4.686	0.265	0.014	459	221.3
257	9/14/2010 7:00	700	3.176	76.9	0.877	45.38	-35.15	-28.1	7.46	4.771	0.264	0.014	459.1	221.4
257	9/14/2010 8:00	800	3.501	75.9	0.612	352	-22.78	-21.77	7.22	4.418	0.263	0.014	459.1	221.4
257	9/14/2010 9:00	900	4.068	75.9	0.465	326.9	-1.471	-18.36	7.06	4.525	0.263	0.013	459.3	221.6
257	9/14/2010 10:00	1000	6.19	65.77	0.494	347.4	84.1	3.442	6.98	5.497	0.262	0.01	459.2	221.5
257	9/14/2010 11:00	1100	7.94	57.42	1.173	302	158.3	26.97	7.13	7.29	0.263	0.014	459.1	221.4
257	9/14/2010 12:00	1200	9.52	49.84	2.036	357.7	252.2	43.26	7.52	9.26	0.265	0.012	459.1	221.4
257	9/14/2010 13:00	1300	10.1	47.19	1.982	318.3	161.9	46.63	8.17	10.85	0.267	0.015	459.1	221.4
257	9/14/2010 14:00	1400	10.17	47.21	3.061	327.5	165.1	28.36	8.78	10.86	0.27	0.015	459	221.3
257	9/14/2010 15:00	1500	10.21	47.56	3.149	345.3	132.2	25.13	9.25	11.01	0.271	0.015	459.1	221.4
257	9/14/2010 16:00	1600	10.51	41.79	4.53	325.1	234.7	20.69	9.63	10.96	0.273	0.015	458.3	220.6
257	9/14/2010 17:00	1700	10.62	40.77	5.214	333.3	177.2	26.5	9.99	11.63	0.273	0.014	458	220.3
257	9/14/2010 18:00	1800	10.26	40.85	5.602	319.9	62.97	3.823	10.36	10.86	0.274	0.014	459.3	221.6
257	9/14/2010 19:00	1900	10.03	43.59	4.72	318.8	41.07	-3.45	10.44	10.01	0.274	0.014	458.9	221.2
257	9/14/2010 20:00	2000	9.25	46.61	3.235	338.8	-40.42	-17.42	10.28	9.02	0.272	0.014	459.2	221.5
257	9/14/2010 21:00	2100	8.34	49.62	2.344	345	-67.88	-26.46	10	7.93	0.27	0.015	458.5	220.8
257	9/14/2010 22:00	2200	7.56	52.87	1.911	355.5	-67.05	-30.4	9.6	6.995	0.268	0.014	458.9	221.2
257	9/14/2010 23:00	2300	6.586	57.46	1.704	5.88	-66.58	-33.77	9.17	6.272	0.265	0.013	458.9	221.1
257	9/15/2010 0:00	2400	5.256	62.84	2.689	33.38	-62.88	-33.08	8.74	5.627	0.263	0.014	459.1	221.4
258	9/15/2010 1:00	100	5.702	59.57	3.474	22.03	-63.4	-32.57	8.34	5.102	0.261	0.014	458.8	221.1
258	9/15/2010 2:00	200	4.674	63.45	2.379	22.72	-64.93	-32.06	7.96	4.698	0.259	0.014	458.9	221.2
258	9/15/2010 3:00	300	3.644	66.84	1.223	3.612	-66.58	-34.22	7.61	4.193	0.258	0.015	458.9	221.2
258	9/15/2010 4:00	400	3.44	66.18	0.966	26.92	-65.16	-35.05	7.27	3.726	0.256	0.013	458.9	221.2
258	9/15/2010 5:00	500	2.632	71.2	1.446	24.49	-63.36	-35.23	6.932	3.314	0.254	0.014	458.9	221.2
258	9/15/2010 6:00	600	2.743	69.1	1.602	20.47	-63.3	-34.74	6.604	2.964	0.253	0.013	458.9	221.2
258	9/15/2010 7:00	700	1.885	74.5	1.165	28.72	-63.27	-35.19	6.297	2.615	0.252	0.013	458.9	221.2
258	9/15/2010 8:00	800	1.694	75.9	1.417	24.61	-51.9	-24.19	6.001	2.321	0.251	0.013	459.1	221.4
258	9/15/2010 9:00	900	3.677	70.2	0.657	35.45	4.393	-24.49	5.736	2.463	0.25	0.009	459.1	221.4
258	9/15/2010 10:00	1000	7.58	54.42	0.645	89.6	77.7	0.77	5.61	3.72	0.249	0.01	459.1	221.4
258	9/15/2010 11:00	1100	8.82	50.12	0.628	126.9	155.8	28.79	5.777	5.82	0.25	0.01	459	221.3
258	9/15/2010 12:00	1200	9.98	47.98	0.995	230.9	219.7	51.75	6.242	8.31	0.252	0.016	458.7	221
258	9/15/2010 13:00	1300	10.43	49.83	3.457	278.4	265	56.19	6.998	10.26	0.255	0.015	458.9	221.2
258	9/15/2010 14:00	1400	11.43	45.33	5.081	282.6	290	50.92	7.76	11.34	0.258	0.015	458.2	220.5
258	9/15/2010 15:00	1500	12.35	41.03	5.109	277.7	284.4	49.09	8.51	12.16	0.261	0.016	458	220.3
258	9/15/2010 16:00	1600	10.46	45.75	5.75	275.1	275.14	48.75	9.25	12.69	0.261	0.014	459.1	221.4
258	9/15/2010 17:00	1700	13.17	34.13	5.887	278.8	204	35.19	9.92	12.83	0.265	0.014	458.6	220.9
258	9/15/2010 18:00	1800	12.79	35.54	5.593	280.6	109	21.45	10.39	12.46	0.267	0.014	459	221.3
258	9/15/2010 19:00	1900	12.39	36.49	4.546	341.7	28.81	5.519	10.61	11.59	0.267	0.014	458.6	220.9
258	9/15/2010 20:00	2000	11.43	43.91	4.24	342.3	-13.99	-7.72	10.52	10.45	0.266	0.015	458.4	220.7
258	9/15/2010 21:00	2100	10.26	47.4	4.505	2.585	-56.91	-17.81	10.31	9.37	0.264	0.014	458.9	221.2
258	9/15/2010 22:00	2200	9.3	49.36	3.93	8.77	-65.95	-23.92	9.99	8.33	0.262	0.013	458.6	220.9
258	9/15/2010 23:00	2300	7.83	55.2	3.579	11.5	-58.1	-26.53	9.6	7.49	0.26	0.015	458.4	220.7
259	9/16/2010 0:00	2400	8.66	47.56	3.793	356	-63.47	-25.63	9.41	6.914	0.258	0.014	458.9	221.1
259	9/16/2010 1:00	100	6.905	55.85	2.869	20.05	-64.42	-27.63	8.84	6.348	0.256	0.015	458.7	221
259	9/16/2010 2:00	200	5.471	60.87	2.303	29.66	-64.48	-30.75	8.49	5.702	0.255	0.015	459	221.3
259	9/16/2010 3:00	300	4.619	63.68	2.242	16.66	-63.83	-32.24	8.12	5.108	0.253	0.016	458.9	221.2
259	9/16/2010 4:00	400	4.022	65.87	1.499	42.84	-63.52	-33.23	7.75	4.576	0.251	0.014	458.9	221.2
259	9/16/2010 5:00	500	3.552	67.1	1.477	27.01	-62.85	-33.94	7.39	4.089	0.249	0.015	458.6	220.9
259	9/16/2010 6:00	600	3.033	69.65	2.035	19.42	-62.69	-33.69	7.05	3.676	0.248	0.015	458.6	220.9
259	9/16/2010 7:00	700	2.72	70	2.298	10.2	-62.69	-33.56	6.721	3.304	0.246	0.013	458.8	221.1
259	9/16/2010 8:00	800	2.403	72.8	0.									



Faro Meteorological Data

January 01 - December 31, 2010



Faro Climate Station - 2010 data

Note: Cumulative precipitation is calculated in column 'V', while raw instrument numbers are seen in column 'U'.

-0.1

Julian Day	Date	Hr	Tair	RH %	WindV	WindD	NetRad	SoilHF	SoilT2	SoilT3	Soil W	SnoD	Precip	Precip (rev)
261	9/18/2010 10:00	1000	5.242	62.73	2.466	59.16	63.95	-3.243	6.726	5.132	0.236	0.012	458.4	220.7
261	9/18/2010 11:00	1100	5.676	59.88	2.973	60.77	22.47	6.791	6.216	6.217	0.237	0.012	458.4	221.2
261	9/18/2010 12:00	1200	6.528	53.24	3.164	28.96	208.6	28.81	7.04	7.91	0.238	0.012	458.4	220.7
261	9/18/2010 13:00	1300	6.944	49.42	2.389	38.36	113.3	39.18	7.52	9.7	0.239	0.014	458.9	221.2
261	9/18/2010 14:00	1400	6.422	48.69	3.364	23.9	95.9	11.31	8	9.07	0.241	0.016	458.6	220.9
261	9/18/2010 15:00	1500	7.39	41.28	3.51	40.27	210.2	27.29	8.25	9.71	0.242	0.013	458.4	220.7
261	9/18/2010 16:00	1600	7.87	37.21	3.028	35.86	129	37.83	8.63	11.11	0.243	0.015	459.1	221.4
261	9/18/2010 17:00	1700	7.58	36.17	3.323	27.56	104.3	13.83	9.14	10.53	0.245	0.015	458.5	220.8
261	9/18/2010 18:00	1800	7.87	33.98	3.109	9.22	78.2	20.37	9.4	10.77	0.246	0.013	458	220.3
261	9/18/2010 19:00	1900	7.57	36.38	3.841	24.47	2.32	2.06	9.59	10.09	0.246	0.014	458.7	221
261	9/18/2010 20:00	2000	5.97	40.1	4.01	29.15	-59.76	-18.76	9.49	8.64	0.246	0.014	458.8	221.1
261	9/18/2010 21:00	2100	4.092	46.77	3.137	39.75	-76.2	-33.36	9.16	7.05	0.245	0.015	458.6	220.9
261	9/18/2010 22:00	2200	3.348	50.51	2.574	41.71	-74.4	-37.07	8.68	5.851	0.242	0.014	458.7	221
261	9/18/2010 23:00	2300	2.405	55.8	1.742	31.48	-73.1	-38.72	8.16	4.93	0.24	0.014	458.7	221
261	9/19/2010 0:00	2400	1.552	58.64	1.911	11.38	-72.2	-39.75	7.65	4.155	0.238	0.014	458.7	221
262	9/19/2010 1:00	100	0.761	61.9	1.887	15.57	-70.9	-40.5	7.17	3.471	0.236	0.014	458.5	220.8
262	9/19/2010 2:00	200	0.283	63.5	1.501	9.16	-71.3	-40.79	6.706	2.865	0.234	0.014	458.7	221
262	9/19/2010 3:00	300	-0.115	66.59	1.148	9.63	-71.3	-40.75	6.27	2.338	0.233	0.014	458.6	220.9
262	9/19/2010 4:00	400	-0.686	67.59	0.935	0.585	-71.9	-38.55	5.873	1.94	0.231	0.015	458.7	221
262	9/19/2010 5:00	500	-1.003	68.58	1.141	6.486	-71.3	-37.06	5.54	1.636	0.23	0.014	458.7	221
262	9/19/2010 6:00	600	-1.362	71.1	1.077	358.8	-71	-35.94	5.24	1.358	0.229	0.014	458.5	220.8
262	9/19/2010 7:00	700	-1.494	70.1	1.255	12.41	-70.3	-34.96	4.964	1.109	0.228	0.015	458.7	221
262	9/19/2010 8:00	800	-1.661	70	1.299	0.168	-65.51	-34.03	4.71	0.884	0.227	0.015	458.7	221
262	9/19/2010 9:00	900	-0.84	69.96	0.696	9.69	-19.3	-31.75	4.481	0.751	0.226	0.012	458.9	221.2
262	9/19/2010 10:00	1000	2.79	56.16	0.407	75.1	56.1	-25.05	4.29	0.939	0.225	0.004	458.8	221.1
262	9/19/2010 11:00	1100	5.185	43.18	0.998	90.2	128.7	9.81	4.162	2.777	0.225	0.011	458.8	221.1
262	9/19/2010 12:00	1200	5.378	42.89	1.049	155.2	190.9	38.63	4.318	5.237	0.225	0.011	458.7	221.1
262	9/19/2010 13:00	1300	6.326	35.63	1.381	161	232.2	55.18	4.953	7.81	0.227	0.016	458.3	220.6
262	9/19/2010 14:00	1400	6.55	33.7	2.279	159.8	247.9	59.58	5.739	9.74	0.231	0.011	458.5	220.8
262	9/19/2010 15:00	1500	7.3	32.84	1.711	164.7	234.7	61.38	6.588	11.17	0.234	0.015	458.6	220.9
262	9/19/2010 16:00	1600	7.95	31.74	1.908	158.1	197	57.73	7.48	12.2	0.237	0.016	458.1	220.4
262	9/19/2010 17:00	1700	7.94	31.68	2.194	174	139.3	45.92	8.32	12.48	0.24	0.012	458.2	220.5
262	9/19/2010 18:00	1800	8.22	30.3	1.669	225	66.22	30.95	8.95	12.12	0.243	0.012	458.3	220.6
262	9/19/2010 19:00	1900	8.25	29.61	1.375	253.5	-5.998	10.28	9.3	11.09	0.244	0.012	458.4	220.7
262	9/19/2010 20:00	2000	6.913	33.93	1.114	257.8	-67.03	-13.05	9.24	9.41	0.243	0.015	458.6	220.9
262	9/19/2010 21:00	2100	4.462	42.11	1.506	52.29	-78.7	-30.35	8.91	7.6	0.242	0.014	458.9	221.3
262	9/19/2010 22:00	2200	2.866	46.59	2.289	24.32	-74.8	-37.57	8.41	6.107	0.24	0.014	458.6	220.9
262	9/19/2010 23:00	2300	2.037	50.76	1.602	21.35	-73.7	-39.25	7.84	5.001	0.237	0.014	458.7	221
262	9/20/2010 0:00	2400	1.119	53.51	1.602	15.82	-71.5	-40.09	7.29	4.115	0.235	0.014	458.6	220.9
263	9/20/2010 1:00	100	0.54	56.98	1.57	14.95	-69.98	-40.22	6.769	3.375	0.233	0.014	458.5	220.8
263	9/20/2010 2:00	200	0.186	60.39	1.409	19.24	-69.07	-40.04	6.284	2.747	0.231	0.014	458.6	220.9
263	9/20/2010 3:00	300	-0.098	62.04	1.562	14.64	-69.41	-39.7	5.84	2.205	0.229	0.014	458.6	220.9
263	9/20/2010 4:00	400	-0.512	63.82	1.346	20.7	-68.52	-37.47	5.455	1.81	0.228	0.014	458.7	221
263	9/20/2010 5:00	500	-0.678	66.35	1.334	19.47	-65.92	-35.6	5.127	1.501	0.227	0.014	458.6	220.9
263	9/20/2010 6:00	600	-0.978	68.95	1.195	36.57	-66.1	-34.24	4.834	1.236	0.226	0.014	458.5	220.8
263	9/20/2010 7:00	700	-0.886	67.66	1.411	28.53	-65.14	-33.15	4.573	1.001	0.225	0.014	458.6	220.9
263	9/20/2010 8:00	800	-1.074	69.22	1.58	29.71	-60.6	-32.23	4.335	0.791	0.224	0.014	458.5	220.8
263	9/20/2010 9:00	900	-0.071	65.77	1.547	32.02	-19.62	-29.91	4.121	0.666	0.223	0.009	458.8	221.1
263	9/20/2010 10:00	1000	3.757	48.8	1.259	87.2	54.68	-22.07	3.944	0.904	0.223	0.008	458.8	221.1
263	9/20/2010 11:00	1100	6.166	39.86	0.659	103.5	125.5	13.66	3.834	2.818	0.222	0.006	458.7	221
263	9/20/2010 12:00	1200	7.62	36.32	0.638	79.7	186.5	4.45	4.032	5.076	0.222	0.01	458.7	221
263	9/20/2010 13:00	1300	7.15	37.39	1.626	151	227.4	57.2	4.708	7.97	0.225	0.014	458.6	220.9
263	9/20/2010 14:00	1400	7.47	35.15	2.821	170	243.1	61.42	5.521	9.85	0.228	0.014	458.6	220.9
263	9/20/2010 15:00	1500	7.87	34.08	3.121	167	231.2	58.3	6.381	11.04	0.231	0.012	458.7	221
263	9/20/2010 16:00	1600	8.76	30.05	1.892	225.8	194.6	57.66	7.24	12.01	0.235	0.012	458.4	220.7
263	9/20/2010 17:00	1700	9.08	26.85	1.812	266.5	132.3	49.48	8.08	12.51	0.238	0.012	458.1	220.4
263	9/20/2010 18:00	1800	9.22	25.94	1.909	276.4	60.51	32.69	8.77	12.18	0.24	0.013	458.1	220.4
263	9/20/2010 19:00	1900	9.03	28.4	1.868	263.1	-8.11	11.05	9.15	11.1	0.241	0.012	458.3	220.6
263	9/20/2010 20:00	2000	7.61	31.44	1.478	265.9	-70.2	-11.93	9.11	9.41	0.242	0.014	458.4	220.7
263	9/20/2010 21:00	2100	4.85	41.82	0.887	282.8	-78.9	-28.82	8.78	7.6	0.24	0.014	458.5	220.8
263	9/20/2010 22:00	2200	3.313	47.02	1.44	31.96	-75.1	-35.45	8.29	6.157	0.238	0.014	458.6	220.9
263	9/20/2010 23:00	2300	2.275	50.03	1.513	26.91	-72.9	-37.91	7.73	5.043	0.235	0.014	458.7	221
263	9/21/2010 0:00	2400	1.669	53.41	1.745	19.41	-72	-38.69	7.17	4.147	0.233	0.014	458.6	220.9
264	9/21/2010 1:00	100	0.955	57.02	1.554	5.614	-71.8	-39.01	6.652	3.403	0.231	0.014	458.5	220.8
264	9/21/2010 2:00	200	0.41	61.02	1.507	18.25	-69.83	-39.1	6.167	2.758	0.229	0.014	458.7	221
264	9/21/2010 3:00	300	-0.113	64.21	1.072	5.293	-71	-39.17	5.718	2.187	0.227	0.014	458.6	220.9
264	9/21/2010 4:00	400	-0.625	63.98	1.702	16.33	-70.1	-37.36	5.326	1.735	0.226	0.014	458.7	221
264	9/21/2010 5:00	500	-0.958	66.81	1.636	15.21	-69.61	-35.54	4.924	1.406	0.225	0.014	458.6	220.9
264	9/21/2010 6:00	600	-1.156	66.08	1.59	13.64	-69.29	-34.36	4.678	1.109	0.224	0.014	458.6	220.9
264	9/21/2010 7:00	700	-1.37	66.63	1.449	16.73	-68.28	-33.38	4.407	0.847	0.223	0.014	458.6	220.9
264	9/21/2010 8:00	800	-1.601	68.49	1.288	10.49	-64.22	-32.27	4.155	0.621	0.222	0.014	458.7	221
264	9/21/2010 9:00	900	-0.93	65.16	1.274	6.422	-25.1	-30.1	3.932	0.486	0.221	0.012	458.8	221.1
264	9/21/2010 10:00	1000	0.286	52.3	0.39	39.04	49.34	-24.34	3.746	0.622	0.221	0.004	458.8	221.1
264	9/21/2010 11:00	1100	5.335	43.24	0.426	175.4	121.5	10.62	3.622	2.366	0.22	0.012	458.6	220.9
264	9/21/2010 12:00	1200	6.015	38.24	1.042	264.6	166.9	35.39	3.732	4.781	0.22	0.012	458.3	220.6
264	9/21/2010 13:00	1300	6.538	34.64</										



Faro Meteorological Data

January 01 - December 31, 2010



Faro Climate Station - 2010 data

Note: Cumulative precipitation is calculated in column 'V', while raw instrument numbers are seen in column 'U'.

-0.1

Julian Day	Date	Hr	Tair	RH %	WindV	WindD	NetRad	SoilHF	SoilT2	SoilT3	Soil W	SnoD	Precip	Precip (rev)
266	9/23/2010 15:00	1500	-2.071	66	2.212	46.21	35.72	-2.621	3.149	1.816	0.015	460.8	0.015	223.1
266	9/23/2010 16:00	1600	-1.827	96	3.059	74.1	89.4	-0.71	1.154	2.255	0.218	0.013	460.7	223.2
266	9/23/2010 17:00	1700	-1.332	64.11	1.385	108	87.9	1.751	3.262	2.561	0.219	0.013	460.7	223
266	9/23/2010 18:00	1800	-1.169	59.18	1.871	85.6	46.15	1.519	3.459	2.92	0.22	0.014	461.1	223.4
266	9/23/2010 19:00	1900	-1.368	57.81	2.407	71.3	-0.068	-12.7	3.641	2.344	0.221	0.015	460.2	222.5
266	9/23/2010 20:00	2000	-2.062	67.31	2.277	107.6	-28.82	-21.71	3.638	1.536	0.222	0.014	460.9	223.2
266	9/23/2010 21:00	2100	-2.872	73	1.284	90.5	-58.06	-20.53	3.492	1.127	0.221	0.015	460.8	223.1
266	9/23/2010 22:00	2200	-3.53	77	1.244	85	-73.8	-20.61	3.327	0.851	0.221	0.015	460.7	223
266	9/23/2010 23:00	2300	-4.285	73.9	1.871	23.27	-45.95	-20.74	3.177	0.595	0.221	0.014	460.7	223
267	9/24/2010 0:00	2400	-4.249	75.2	0.82	315	-29.53	-20.19	3.016	0.388	0.221	0.015	460.7	223
267	9/24/2010 1:00	100	-4.353	77.5	0.749	206.5	-31.14	-19.22	2.877	0.258	0.22	0.014	460.7	223
267	9/24/2010 2:00	200	-4.231	74	0.787	256.8	-42.37	-18.8	2.756	0.145	0.22	0.015	460.5	222.8
267	9/24/2010 3:00	300	-4.002	68.92	2.869	45	-42.33	-19.23	2.647	0.009	0.219	0.014	460.5	222.8
267	9/24/2010 4:00	400	-4.245	68.8	2.135	29.27	-28.35	-19.76	2.539	-0.151	0.219	0.016	460.6	222.9
267	9/24/2010 5:00	500	-4.381	70	2.683	16.67	-23.14	-19.78	2.43	-0.282	0.218	0.014	460.9	223.2
267	9/24/2010 6:00	600	-4.112	68.33	3.092	55.25	-21.11	-20.63	2.331	-0.411	0.218	0.014	461.5	223.8
267	9/24/2010 7:00	700	-4.871	77.7	3.962	64.05	-20.68	-24.36	2.24	-0.552	0.217	0.014	460.7	223
267	9/24/2010 8:00	800	-5.217	80.5	3.6	37.24	-16.95	-30.77	2.152	-0.733	0.217	0.014	461.4	223.7
267	9/24/2010 9:00	900	-5.183	81.4	2.943	28.94	-8.09	-31.88	2.064	-0.874	0.216	0.013	461.1	223.4
267	9/24/2010 10:00	1000	-5.148	85.3	1.931	355.3	5.158	-25.71	1.979	-0.875	0.216	0.011	460.8	223.1
267	9/24/2010 11:00	1100	-4.932	87.7	1.611	323.9	22.01	-18.12	1.904	-0.741	0.215	0.01	461	223.3
267	9/24/2010 12:00	1200	-4.494	88.8	1.231	279.2	29.51	-12.91	1.854	-0.575	0.214	0.008	461.4	223.7
267	9/24/2010 13:00	1300	-3.212	81.1	3.15	48.37	34.56	-9.6	1.824	-0.454	0.214	0.012	461.4	223.7
267	9/24/2010 14:00	1400	-2.604	79.7	4.553	63.72	54.39	-7.86	1.807	-0.38	0.214	0.018	461.9	224.2
267	9/24/2010 15:00	1500	-2.465	79.2	5.687	51.98	39.77	-7.05	1.793	-0.331	0.214	0.017	462.3	224.6
267	9/24/2010 16:00	1600	-2.451	78.1	5.589	68.31	21.22	-8.6	1.782	-0.313	0.214	0.016	461.3	223.6
267	9/24/2010 17:00	1700	-2.577	82.1	6.797	66.63	25.96	-12.5	1.776	-0.343	0.214	0.015	461.8	224.1
267	9/24/2010 18:00	1800	-2.763	86.7	4.64	51.69	6.288	-14.97	1.767	-0.386	0.214	0.024	461.9	224.2
267	9/24/2010 19:00	1900	-2.703	87.2	3.722	61.45	-2.555	-15.81	1.756	-0.423	0.214	0.025	462.5	224.8
267	9/24/2010 20:00	2000	-2.862	89.5	3.073	49.32	-4.825	-16.57	1.737	-0.463	0.214	0.024	462.5	224.8
267	9/24/2010 21:00	2100	-3.183	94.2	0.824	94.5	-3.974	-14.52	1.721	-0.45	0.214	0.052	464	226.3
267	9/24/2010 22:00	2200	-3.444	96.1	0.916	286.9	-1.091	-11.95	1.707	-0.392	0.214	0.058	464.5	226.8
267	9/24/2010 23:00	2300	-3.559	96.1	0.495	267.9	-0.938	-10.8	1.696	-0.351	0.214	0.06	464.7	227
267	9/25/2010 0:00	2400	-3.822	96.2	0.454	266.2	-1.291	-10.25	1.687	-0.323	0.214	0.059	464.8	227.1
268	9/25/2010 1:00	100	-3.9	96.1	0.252	219.1	-1.842	-10.03	1.682	-0.303	0.214	0.055	464.9	227.2
268	9/25/2010 2:00	200	-3.875	95.9	0.346	190.6	-1.691	-9.8	1.677	-0.286	0.214	0.061	465	227.3
268	9/25/2010 3:00	300	-4.016	95.9	0.729	146.6	-1.485	-9.6	1.673	-0.27	0.214	0.062	465.1	227.4
268	9/25/2010 4:00	400	-3.98	95.6	0.442	122.5	0.885	-9.37	1.669	-0.255	0.214	0.059	465.1	227.4
268	9/25/2010 5:00	500	-4.607	95.9	0.803	203.6	-4.585	-9.31	1.664	-0.245	0.214	0.063	465.2	227.5
268	9/25/2010 6:00	600	-4.523	95.4	0.716	141.6	-1.85	-9.52	1.661	-0.239	0.215	0.062	465.1	227.4
268	9/25/2010 7:00	700	-4.574	95.4	0.605	67.91	-1.777	-9.45	1.659	-0.23	0.215	0.059	465.1	227.4
268	9/25/2010 8:00	800	-4.68	95.9	1.131	273	-5.754	-9.24	1.656	-0.222	0.215	0.06	465	227.3
268	9/25/2010 9:00	900	-3.666	95.6	0.986	19.94	-13.94	-8.96	1.651	-0.212	0.215	0.056	465.3	227.6
268	9/25/2010 10:00	1000	-2.55	94	0.601	253.2	-32.85	-8.34	1.654	-0.2	0.215	0.053	465.3	227.6
268	9/25/2010 11:00	1100	-0.805	88.1	0.743	341.7	-169.7	-8.11	1.653	-0.186	0.215	0.042	465.2	227.5
268	9/25/2010 12:00	1200	1.414	79.2	0.535	3.814	-0.496	-9.01	1.655	-0.167	0.215	0.051	465.1	227.4
268	9/25/2010 13:00	1300	1.405	82.3	0.871	349	28.73	-8.81	1.651	-0.15	0.215	0.048	465.1	227.4
268	9/25/2010 14:00	1400	2.044	82.1	1.65	290.8	27.01	-8.79	1.65	-0.13	0.216	0.047	465	227.3
268	9/25/2010 15:00	1500	4.657	71.4	0.763	243.2	30.08	-8.6	1.653	-0.103	0.216	0.036	465	227.3
268	9/25/2010 16:00	1600	4.594	71	1.623	193	54.02	-8.57	1.658	-0.075	0.216	0.035	465.1	227.4
268	9/25/2010 17:00	1700	3.616	74.6	2.071	141.4	20.2	-8.86	1.661	-0.042	0.216	0.037	464.9	227.2
268	9/25/2010 18:00	1800	3.176	76.2	1.429	126.5	4.518	-8.13	1.665	-0.005	0.216	0.033	465.1	227.4
268	9/25/2010 19:00	1900	2.906	79.6	2.678	130	-21.84	-7.95	1.67	0.03	0.216	0.031	465.7	228
268	9/25/2010 20:00	2000	2.164	86.3	1.263	160.2	-12.97	-8.1	1.679	0.057	0.216	0.029	465.5	227.8
268	9/25/2010 21:00	2100	2.029	87.7	1.07	170	-12.31	-8.31	1.689	0.086	0.216	0.028	465.6	227.9
268	9/25/2010 22:00	2200	2.051	88.3	2.271	150.3	-30.03	-8.4	1.702	0.123	0.216	0.027	465.8	228.1
268	9/25/2010 23:00	2300	2.274	87.5	0.881	111	-13.78	-8.38	1.711	0.162	0.217	0.025	465.9	228.2
268	9/26/2010 0:00	2400	2.727	86.3	1.05	180.2	-11.58	-8.38	1.722	0.202	0.217	0.023	465.9	228.2
269	9/26/2010 1:00	100	2.609	88.4	1.397	182.1	-11.69	-8.32	1.731	0.23	0.217	0.02	466	228.3
269	9/26/2010 2:00	200	2.89	89.1	2.11	89	-8.66	-8.27	1.742	0.26	0.218	0.017	466.7	229
269	9/26/2010 3:00	300	2.949	88	1.634	192.5	-22.68	-8.01	1.749	0.354	0.22	0.015	466.8	229.1
269	9/26/2010 4:00	400	3.273	84	0.752	209.6	-33.45	-7.73	1.756	0.433	0.222	0.016	466.8	229.1
269	9/26/2010 5:00	500	3.39	82.5	1.041	227.6	-36.82	-7.8	1.763	0.432	0.227	0.013	466.8	229.1
269	9/26/2010 6:00	600	3.169	82.7	0.603	252.9	-28.84	-7.23	1.772	0.483	0.233	0.014	466.7	229
269	9/26/2010 7:00	700	3.149	81.6	1.474	217.7	-35.49	-6.935	1.781	0.525	0.237	0.012	466.8	229.1
269	9/26/2010 8:00	800	2.968	81.2	2.883	251.1	-34.45	-4.983	1.793	0.643	0.241	0.015	466.4	228.7
269	9/26/2010 9:00	900	2.536	81.4	2.65	229.3	-21.65	-3.132	1.803	0.807	0.243	0.015	466.7	229
269	9/26/2010 10:00	1000	2.976	72.3	3.336	253.9	20.23	0.956	1.814	1.041	0.245	0.013	467.2	229.2
269	9/26/2010 11:00	1100	3.627	64.09	4.261	260.5	116.7	14.5	1.857	1.247	0.247	0.014	467	229.3
269	9/26/2010 12:00	1200	3.558	61.91	4.325	224.8	75.5	14.51	1.882	2.607	0.251	0.014	466.5	228.8
269	9/26/2010 13:00	1300	3.619	64.01	3.537	216.1	83.5	11.02	2.049	2.73	0.261	0.014	465.7	228
269	9/26/2010 14:00	1400	4.233	59.68	3.798	228.7	100.3	17.44	2.344	3.283	0.266	0.014	466.5	228.8
269	9/26/2010 15:00	1500	4.032	59.57	3.69	265.5	76.9	10.61	2.704	3.367	0.268	0.014	465.8	228.1
269	9/26/2010 16:00	1600	3.464	69.78	3.332	269.7	95.7	13.59	2.993	3.616	0.268	0.015	466.3	228.6
269	9/26/2010 17:00	1700	3.374	75.9	1.838	272.1	125.1	24.93	3.277	4.362	0.269	0.014	466.6	228.9
269	9/26/2010 18:00	1800	3.334	84	1.487	216								



Faro Meteorological Data January 01 - December 31, 2010



Faro Climate Station - 2010 data

Note: Cumulative precipitation is calculated in column 'V', while raw instrument numbers are seen in column 'U'.

-0.1

Julian Day	Date	Hr	Tair	RH %	WindV	WindD	NetRad	SoilHF	SoilT2	SoilT3	Soil W	SnoD	Precip	Precip (rev)
271	9/28/2010 20:00	2000	-0.837	94.8	0.916	262.7	-4.744	-7.73	1.988	0.455	0.283	0.009	471.9	234.2
271	9/28/2010 21:00	2100	-0.829	96.4	1.051	259.6	-2.344	-7.73	1.978	0.466	0.284	0.023	471.9	234.2
271	9/28/2010 22:00	2200	-0.497	96.9	1.224	289.1	-2.068	-7.73	1.968	0.433	0.284	0.03	473.4	235.7
271	9/28/2010 23:00	2300	-0.274	95.9	0.679	353.8	-5.214	-7.59	1.957	0.43	0.284	0.033	473.5	235.8
271	9/29/2010 0:00	2400	0.165	93.4	0.607	13.25	-5.751	-7.53	1.947	0.427	0.285	0.039	473.5	235.8
272	9/29/2010 1:00	100	0.407	91.5	0.567	36.85	-6.386	-7.52	1.937	0.425	0.285	0.035	473.5	235.8
272	9/29/2010 2:00	200	0.57	89.7	0.564	7.91	-5.539	-7.51	1.929	0.426	0.285	0.034	473.5	235.8
272	9/29/2010 3:00	300	0.484	87	0.608	208.5	-6.823	-7.36	1.921	0.424	0.285	0.032	473.5	235.8
272	9/29/2010 4:00	400	0.635	84	0.83	194.1	-10.68	-7.33	1.914	0.421	0.285	0.025	473.5	235.8
272	9/29/2010 5:00	500	-0.124	93.9	2.233	161.8	-3.395	-7.32	1.904	0.418	0.285	0.031	474	236.3
272	9/29/2010 6:00	600	-0.182	97	1.479	150.1	-3.287	-7.31	1.894	0.413	0.285	0.03	474.1	236.4
272	9/29/2010 7:00	700	0.002	97.2	1.29	172.7	-3.312	-7.3	1.884	0.413	0.286	0.033	474.3	236.6
272	9/29/2010 8:00	800	0.156	96.2	1.225	150	-6.063	-7.18	1.877	0.414	0.286	0.032	474.3	236.6
272	9/29/2010 9:00	900	0.721	91.3	1.006	194.1	-31.61	-7.01	1.87	0.425	0.286	0.03	474.3	236.6
272	9/29/2010 10:00	1000	2.445	79.4	0.774	15.37	-152.2	-6.988	1.865	0.425	0.287	0.026	474.3	236.6
272	9/29/2010 11:00	1100	4.003	70.6	1.859	180.3	-102.6	-7.24	1.86	0.396	0.287	0.022	474.5	236.8
272	9/29/2010 12:00	1200	5.481	62.14	3.416	197.2	222.7	-6.729	1.855	0.407	0.288	0.015	474.1	236.4
272	9/29/2010 13:00	1300	5.45	60.7	4.436	202.6	217.7	31.4	1.843	0.419	0.291	0.014	473.1	235.4
272	9/29/2010 14:00	1400	5.093	61.69	4.499	216.8	144	30.27	2.032	3.497	0.338	0.015	474.1	236.4
272	9/29/2010 15:00	1500	5.526	59.34	4.118	231.4	178.6	34.2	2.495	4.312	0.334	0.015	473.9	236.2
272	9/29/2010 16:00	1600	5.647	57.02	6.542	241.6	130.5	24.26	3.026	4.599	0.329	0.015	475.5	237.8
272	9/29/2010 17:00	1700	5.375	57.49	6.273	239.1	38.3	9.57	3.437	4.214	0.324	0.014	473.3	235.6
272	9/29/2010 18:00	1800	5.161	58.42	6.083	241.8	6.193	-0.799	3.635	3.543	0.319	0.014	474.6	236.9
272	9/29/2010 19:00	1900	5.18	58.41	5.915	239.3	5.578	-1.996	3.655	3.167	0.314	0.014	475	237.3
272	9/29/2010 20:00	2000	4.71	59.59	5.185	237.3	-36.57	-7.27	3.619	2.768	0.309	0.014	473.8	236.1
272	9/29/2010 21:00	2100	4.216	61.05	4.666	225.9	-58.86	-14.01	3.522	2.16	0.305	0.014	474.4	236.7
272	9/29/2010 22:00	2200	4.4	60.46	3.442	214.6	-61.23	-17.59	3.344	1.595	0.302	0.015	474.2	236.5
272	9/29/2010 23:00	2300	3.912	59.2	3.349	209.8	-59.05	-18.28	3.128	1.168	0.299	0.015	474.6	236.9
272	9/30/2010 0:00	2400	3.196	62.1	2.519	205.2	-61.18	-19.94	2.908	0.788	0.295	0.014	474	236.3
273	9/30/2010 1:00	100	3.21	62	1.343	211.1	-53.58	-20.59	2.69	0.434	0.293	0.015	474	236.3
273	9/30/2010 2:00	200	3.742	59.55	1.2	310.9	-27.25	-14.56	2.506	0.404	0.291	0.014	474	236.3
273	9/30/2010 3:00	300	3.712	59.32	2.033	225.8	-37.29	-11.7	2.401	0.506	0.288	0.016	474	236.3
273	9/30/2010 4:00	400	3.742	58.62	0.801	329.6	-24.83	-11.21	2.327	0.499	0.286	0.016	474	236.3
273	9/30/2010 5:00	500	3.567	59.22	0.825	122.4	-15.51	-10.78	2.265	0.48	0.284	0.013	474.1	236.4
273	9/30/2010 6:00	600	2.997	61.65	1.255	162.1	-27.66	-10.47	2.211	0.458	0.283	0.015	474.2	236.5
273	9/30/2010 7:00	700	2.629	63.59	1.766	187.3	-33.59	-10.14	2.163	0.435	0.282	0.014	474.2	236.5
273	9/30/2010 8:00	800	2.37	65.31	2.013	191.9	-47.8	-9.91	2.122	0.41	0.281	0.015	474	236.3
273	9/30/2010 9:00	900	2.203	67.43	2.002	158.6	-37.77	-9.63	2.083	0.389	0.279	0.015	474.1	236.4
273	9/30/2010 10:00	1000	3.197	64.2	1.743	154.5	29.67	-9.29	2.049	0.377	0.277	0.012	474.1	236.4
273	9/30/2010 11:00	1100	3.625	63.77	2.616	164.6	50.45	-6.657	2.017	0.478	0.276	0.014	473.5	235.8
273	9/30/2010 12:00	1200	4.884	59.39	4.182	168.9	138.7	16.75	2.014	1.627	0.278	0.014	473.4	235.7
273	9/30/2010 13:00	1300	6.049	56.77	5.38	161.1	233	38.57	2.235	3.477	0.281	0.014	474.2	236.5
273	9/30/2010 14:00	1400	6.585	56.75	5.429	151.8	288.4	44.86	2.212	3.089	0.283	0.015	473.8	236.1
273	9/30/2010 15:00	1500	6.297	56.44	5.227	157.5	144.2	41.05	3.331	3.069	0.285	0.016	473.7	236.1
273	9/30/2010 16:00	1600	6.236	56.27	5.246	160.8	164.7	24.71	3.897	5.714	0.286	0.015	473.9	236.2
273	9/30/2010 17:00	1700	6.421	56.72	5.59	153	108	28.21	4.267	6.103	0.286	0.015	474.4	236.7
273	9/30/2010 18:00	1800	5.313	59.51	3.815	154.8	4.45	5.542	4.58	5.297	0.286	0.015	474.3	236.6
273	9/30/2010 19:00	1900	5.336	60.07	2.339	130.8	-0.384	-0.736	4.642	4.532	0.284	0.015	474.5	236.8
273	9/30/2010 20:00	2000	4.723	62.56	2.902	155	-34.71	-8.12	4.567	3.889	0.283	0.015	475.1	237.4
273	9/30/2010 21:00	2100	4.765	63.38	2.716	132.9	-37.5	-11.62	4.41	3.257	0.281	0.016	474.4	236.7
273	9/30/2010 22:00	2200	4.73	64.58	2.798	134.5	-47.22	-14.53	4.204	2.727	0.28	0.013	474.3	236.6
273	9/30/2010 23:00	2300	5.179	64.87	2.562	149.5	-25.4	-12.94	3.989	2.414	0.278	0.016	474.9	237.2
274	10/1/2010 0:00	2400	5.506	64.52	3.992	161.3	-9.22	-5.199	3.813	2.542	0.277	0.014	474.7	237
274	10/1/2010 1:00	100	5.509	63.73	3.149	157.9	-17.49	-3.277	3.734	2.674	0.276	0.014	474.5	236.8
274	10/1/2010 2:00	200	5.259	64.37	2.25	177.3	-28.76	-4.662	3.704	2.549	0.275	0.015	473.8	236.1
274	10/1/2010 3:00	300	5.395	63.23	3.172	153.9	-32.38	-7.02	3.653	2.401	0.275	0.015	474.3	236.6
274	10/1/2010 4:00	400	5.567	61.18	2.69	150.7	-48.39	-10.98	3.587	2.132	0.274	0.014	474	236.3
274	10/1/2010 5:00	500	5.464	59.58	1.241	185.1	-37.68	-12.53	3.483	1.853	0.273	0.013	474.4	236.7
274	10/1/2010 6:00	600	5.746	55.42	1.357	143.8	-24.99	-10.75	3.359	1.728	0.272	0.014	474.2	236.5
274	10/1/2010 7:00	700	5.874	55.37	1.674	157.4	-41.56	-10.87	3.162	1.662	0.271	0.014	474.3	236.6
274	10/1/2010 8:00	800	6.11	48.64	2.503	160.7	-46.4	-12.79	3.162	1.447	0.271	0.013	474.5	236.8
274	10/1/2010 9:00	900	5.956	49.31	2.187	160.1	-23.02	-11.33	3.056	1.334	0.27	0.015	474.7	237
274	10/1/2010 10:00	1000	6.346	49.01	2.055	147.2	23.82	-2.851	2.974	1.621	0.27	0.014	474.2	236.5
274	10/1/2010 11:00	1100	6.94	47.22	2.734	165.4	61.5	9.34	2.994	2.413	0.269	0.014	474.2	236.5
274	10/1/2010 12:00	1200	8.4	41.93	2.192	186.2	136.8	25.2	3.169	3.603	0.27	0.013	474.6	236.9
274	10/1/2010 13:00	1300	9.38	41.38	3.06	147.7	135.6	39.06	3.54	5.16	0.27	0.014	474.6	236.9
274	10/1/2010 14:00	1400	8.84	43.26	3.102	161.2	89.7	29.84	4.012	5.728	0.272	0.015	474.3	236.6
274	10/1/2010 15:00	1500	8.75	44.5	2.21	150.7	61.88	21.1	4.411	5.769	0.273	0.014	473.6	236.1
274	10/1/2010 16:00	1600	8.99	42.2	4.108	140.3	76.19	17.51	4.714	5.725	0.274	0.015	474.7	237
274	10/1/2010 17:00	1700	9.09	42.22	4.639	148.3	48.38	14.37	4.935	5.698	0.274	0.014	474	236.3
274	10/1/2010 18:00	1800	9.08	43.93	3.494	148.8	14.92	8.56	5.089	5.45	0.274	0.014	475.7	238
274	10/1/2010 19:00	1900	9.3	42.91	4.659	159.9	-8.73	3.029	5.158	5.091	0.274	0.013	474.9	237.2
274	10/1/2010 20:00	2000	8.79	44.42	4.465	167	-36.42	-1.35	5.148	4.702	0.273	0.014	474.4	236.7
274	10/1/2010 21:00	2100	7.94	46.79	2.896	189.1	-61.28	-10.53	5.068	4.035	0.272	0.016	475.1	237.4
274	10/1/2010 22:00	2200	7.88	48.82	3.275	184	-38.1	-12.33	4.894	3.47	0.27	0.015	474.7	237
274														



Faro Meteorological Data

January 01 - December 31, 2010



Faro Climate Station - 2010 data

Note: Cumulative precipitation is calculated in column 'V', while raw instrument numbers are seen in column 'U'.

-0.1

Julian Day	Date	Hr	Tair	RH %	WindV	WindD	NetRad	SoilHF	SoilT2	SoilT3	Soil W	SnoD	Precip	Precip (rev)
277	10/4/2010 1:00	100	2.988	52.96	3.121	165.3	-36.43	-10.89	2.154	0.417	0.24	0.14	474.2	236.5
277	10/4/2010 2:00	200	2.807	52.96	3.277	160.3	-30.3	-10.36	2.09	0.375	0.24	0.14	474.2	236.5
277	10/4/2010 3:00	300	2.407	55.36	2.806	171.8	-24.52	-9.99	2.039	0.341	0.239	0.15	474	236.3
277	10/4/2010 4:00	400	2.344	57.19	3.007	167.7	-18.18	-9.57	1.997	0.319	0.239	0.15	473.7	236
277	10/4/2010 5:00	500	2.155	59.8	2.9	169.5	-11.3	-9.14	1.96	0.305	0.238	0.15	473.5	235.8
277	10/4/2010 6:00	600	2.039	61.88	2.336	182.8	-10.61	-8.84	1.932	0.298	0.238	0.14	473.5	235.8
277	10/4/2010 7:00	700	1.152	69.53	2.27	233.7	-12.04	-8.6	1.906	0.288	0.238	0.15	473.5	235.8
277	10/4/2010 8:00	800	0.486	74.9	0.82	191.1	-44.93	-8.71	1.883	0.269	0.238	0.15	473.5	235.8
277	10/4/2010 9:00	900	0.431	68.88	1.935	261.1	-65.29	-8.98	1.859	0.227	0.238	0.15	474.1	236.4
277	10/4/2010 10:00	1000	0.547	65.25	2.841	263.5	0.807	-9.12	1.829	0.178	0.237	0.13	473.4	235.7
277	10/4/2010 11:00	1100	1.172	54.29	3.831	264.4	86.5	-8.43	1.796	0.172	0.237	0.13	473.4	235.7
277	10/4/2010 12:00	1200	1.539	50.73	4.582	230.7	126	-7.13	1.771	0.221	0.237	0.13	473.3	235.6
277	10/4/2010 13:00	1300	2.301	44.96	3.697	269.8	176.6	18.19	1.777	1.583	0.237	0.14	473.2	235.5
277	10/4/2010 14:00	1400	3.118	41.81	3.553	257.3	191.9	32.4	1.958	3.316	0.237	0.13	472.2	234.5
277	10/4/2010 15:00	1500	4.056	38.44	4.252	237.4	191.9	33.34	2.375	4.4	0.24	0.12	473.4	235.7
277	10/4/2010 16:00	1600	4.462	38.03	4.361	250.3	158.2	32.47	2.908	5.139	0.242	0.13	473.2	235.5
277	10/4/2010 17:00	1700	4.025	40.32	4.634	246.3	57.56	17.74	3.438	5.006	0.244	0.14	473.2	235.5
277	10/4/2010 18:00	1800	3.221	43.83	4.191	254.8	-11.49	-5.713	3.736	3.776	0.246	0.14	472.9	235.2
277	10/4/2010 19:00	1900	2.481	46.66	3.816	269.9	-54.49	-16.04	3.698	2.699	0.246	0.14	473.6	235.9
277	10/4/2010 20:00	2000	1.721	49.38	2.133	291.7	-71.3	-25.09	3.467	1.557	0.244	0.14	472.9	235.2
277	10/4/2010 21:00	2100	0.588	53.78	1.168	107.3	-73.3	-20	3.134	1.054	0.243	0.16	473.3	235.6
277	10/4/2010 22:00	2200	0.645	53.25	0.867	140.2	-73.1	-17.84	2.849	0.802	0.241	0.13	473.3	235.6
277	10/4/2010 23:00	2300	0.159	56.72	0.86	111.6	-71.5	-16.69	2.631	0.585	0.24	0.15	473.4	235.7
277	10/5/2010 0:00	2400	-0.534	59.95	1.417	97.5	-67.56	-15.98	2.448	0.393	0.239	0.15	473.3	235.6
278	10/5/2010 1:00	100	-0.864	62.18	1.196	82.2	-63.86	-15.39	2.289	0.219	0.238	0.14	473.4	235.7
278	10/5/2010 2:00	200	-1.126	63.06	0.764	113.6	-74.3	-15.04	2.152	0.067	0.237	0.14	473.6	235.9
278	10/5/2010 3:00	300	-0.975	59.1	2.31	130.7	-72.3	-15.04	2.029	-0.084	0.236	0.15	473.2	235.5
278	10/5/2010 4:00	400	-0.976	56.59	3.052	141.6	-68.99	-15.23	1.914	-0.242	0.235	0.14	473.1	235.4
278	10/5/2010 5:00	500	-0.412	51.12	3.414	144.5	-55.73	-17.46	1.809	-0.424	0.234	0.14	473.7	236
278	10/5/2010 6:00	600	-0.437	52.41	4.398	151.9	-28.59	-20.67	1.716	-0.507	0.234	0.14	473.9	236.2
278	10/5/2010 7:00	700	0.102	50.2	4.588	138.5	-20.32	-17.39	1.64	-0.492	0.233	0.14	474.5	236.8
278	10/5/2010 8:00	800	0.021	54.57	4.636	121.4	-19.9	-14.69	1.579	-0.464	0.231	0.15	474.3	236.6
278	10/5/2010 9:00	900	-0.913	65.96	4.984	123.5	-7.65	-14.16	1.53	-0.461	0.231	0.15	473.5	235.8
278	10/5/2010 10:00	1000	-1.596	80.9	3.654	124.6	0.77	-14.13	1.489	-0.47	0.23	0.15	473.4	235.7
278	10/5/2010 11:00	1100	-1.789	86.7	3.628	135.6	1.265	-12.94	1.453	-0.457	0.229	0.13	474.1	236.4
278	10/5/2010 12:00	1200	-2.021	93.4	5.066	153.7	0.48	-11.75	1.42	-0.436	0.229	0.13	474.9	237.2
278	10/5/2010 13:00	1300	-1.185	88.6	5.896	157.1	2.879	-11.09	1.394	-0.42	0.228	0.13	475.6	237.9
278	10/5/2010 14:00	1400	0.207	78.5	7.27	161.3	61.3	-9.64	1.372	-0.387	0.227	0.13	475.8	238.1
278	10/5/2010 15:00	1500	1.304	73.1	8.64	167.9	38.45	-7.41	1.353	-0.329	0.227	0.13	473.9	236.2
278	10/5/2010 16:00	1600	1.605	73.5	8.2	166.5	29.46	-6.147	1.34	-0.293	0.227	0.13	473.6	235.9
278	10/5/2010 17:00	1700	2.111	72.6	7.85	166.3	18.4	-5.519	1.329	-0.271	0.227	0.13	473.3	235.6
278	10/5/2010 18:00	1800	2.051	74.5	7.41	166.9	-12.07	-5.173	1.32	-0.256	0.227	0.13	474.3	237.6
278	10/5/2010 19:00	1900	2.211	74.5	6.618	168.4	-16.31	-5.094	1.314	-0.243	0.227	0.13	474.8	237.1
278	10/5/2010 20:00	2000	2.109	78	5.499	179.2	-7.99	-4.869	1.307	-0.233	0.228	0.13	475.2	237.6
278	10/5/2010 21:00	2100	1.906	83.7	4.503	190.9	-24.67	-4.726	1.301	-0.225	0.228	0.13	475.2	237.6
278	10/5/2010 22:00	2200	1.893	86.3	3.962	203.3	-29.89	-4.723	1.298	-0.217	0.228	0.13	475.8	238.1
278	10/5/2010 23:00	2300	2.093	85.8	4.11	197.8	-32.95	-4.515	1.294	-0.208	0.229	0.13	476.2	238.3
278	10/6/2010 0:00	2400	1.781	88.8	5.001	202.6	-30.64	-4.208	1.291	-0.2	0.229	0.13	476.4	238.7
279	10/6/2010 1:00	100	1.881	87	3.839	198.8	-32.99	-5.089	1.291	-0.187	0.23	0.13	476.6	238.9
279	10/6/2010 2:00	200	1.687	87.4	4.696	219.2	-34.57	-5.363	1.293	-0.166	0.23	0.14	477.2	239.5
279	10/6/2010 3:00	300	2.987	71.7	6.277	228.5	-50.31	-5.368	1.293	-0.133	0.232	0.14	477.1	239.4
279	10/6/2010 4:00	400	4.439	63.01	7.16	232.6	-24.96	-30.72	1.309	-0.101	0.235	0.14	475.5	237.8
279	10/6/2010 5:00	500	3.368	59.7	7.58	239.8	-22.81	-5.812	1.328	-0.072	0.239	0.14	474.5	236.8
279	10/6/2010 6:00	600	3.195	57.68	7.71	236.9	-35.43	-6.014	1.354	-0.046	0.242	0.14	475.7	238
279	10/6/2010 7:00	700	3.177	55.83	7.65	241.9	-31.44	-6.015	1.376	-0.025	0.244	0.14	476.1	238.4
279	10/6/2010 8:00	800	2.709	56.68	5.157	247	-38.61	-6.019	1.394	-0.008	0.245	0.14	476.5	238.8
279	10/6/2010 9:00	900	2.267	57.32	1.601	256.9	-22.03	-6.021	1.405	0.006	0.245	0.13	476.7	239
279	10/6/2010 10:00	1000	2.225	56.68	1.971	258.3	-19.13	-6.016	1.413	0.017	0.245	0.13	476.6	238.9
279	10/6/2010 11:00	1100	3.084	52.46	3.153	228.7	46.08	-6.015	1.421	0.035	0.244	0.13	475.5	237.8
279	10/6/2010 12:00	1200	3.801	46.16	5.848	236.1	-42.51	-5.87	1.438	0.078	0.245	0.14	477.2	239.6
279	10/6/2010 13:00	1300	2.13	55.54	2.743	217.5	41.29	-6.354	1.609	0.143	0.246	0.14	476.1	238.4
279	10/6/2010 14:00	1400	2.505	54.85	3.258	225.4	65.7	1.904	1.733	0.561	0.247	0.13	476.8	239.1
279	10/6/2010 15:00	1500	2.753	53.85	4.957	234.9	91.4	10.42	1.956	1.111	0.248	0.13	475.6	237.9
279	10/6/2010 16:00	1600	2.672	53.78	4.9	231.6	39.14	11.21	2.198	1.615	0.249	0.13	477.2	239.5
279	10/6/2010 17:00	1700	2.762	53.07	4.464	245.7	25.97	2.588	2.404	1.392	0.25	0.13	476.5	238.8
279	10/6/2010 18:00	1800	2.634	55.65	3.991	242.6	3.936	-1.512	2.473	1.195	0.249	0.13	477.3	239.3
279	10/6/2010 19:00	1900	2.446	56.96	4.594	242.4	-16.21	-6.445	2.463	0.88	0.249	0.13	477.3	239.6
279	10/6/2010 20:00	2000	2.152	59.21	4.445	236.1	-42.51	-6.376	2.451	0.525	0.248	0.13	477.1	239.3
279	10/6/2010 21:00	2100	1.903	56.03	6.239	236.1	65.13	-8.74	2.237	0.37	0.247	0.13	476.6	238.7
279	10/6/2010 22:00	2200	1.504	56.98	4.926	243.1	-58.51	-8.13	2.092	0.289	0.246	0.13	476.1	238.4
279	10/6/2010 23:00	2300	1.156	59.02	2.663	258.1	-60.03	-7.76	1.974	0.229	0.245	0.13	476.2	238.5
279	10/7/2010 0:00	2400	1.016	59.64	3.605	249.9	-50.83	-7.5	1.882	0.179	0.244	0.13	476.3	238.6
280	10/7/2010 1:00	100	0.725	61.3	2.155	223.7	-48.92	-7.3	1.803	0.132	0.243	0.13	476.6	238.9
280	10/7/2010 2:00	200	0.402	62.13	1.386	342.9	-59.6	-7.27	1.738	0.087	0.241	0.13	476.6	238.9
280	10/7/2010 3:00	300	0.01	63.27	1.564	154.7	-63.41	-7.3	1.68	0.038	0.24	0.13	476.7	239
280	10/7/2010 4:00	400	-0.											



Faro Meteorological Data

January 01 - December 31, 2010



Faro Climate Station - 2010 data

Note: Cumulative precipitation is calculated in column 'V', while raw instrument numbers are seen in column 'U'.

-0.1

Julian Day	Date	HR	Tair	RH %	WindV	WindD	NetRad	SoilHF	SoilT2	SoilT3	Soil W	SnoD	Precip	Precip (rev)
282	10/9/2010 6:00	600	-0.885	68.4	2.982	74.7	-22.58	-18.37	0.832	-0.895	0.22	0.035	477	239.3
282	10/9/2010 7:00	700	-1.047	69.94	4.471	85.7	-13.85	-15.7	0.832	-0.895	0.22	0.035	477	239.3
282	10/9/2010 8:00	800	-1.954	80.1	6.095	52.87	-8.19	-16	0.794	-0.924	0.219	0.035	476.2	238.5
282	10/9/2010 9:00	900	-1.883	83.3	5.461	57.99	-7.02	-17.09	0.778	-0.995	0.218	0.034	477.3	239.6
282	10/9/2010 10:00	1000	-1.064	79.1	4.761	78.9	-2.979	-14.33	0.763	-0.967	0.216	0.035	478	240.3
282	10/9/2010 11:00	1100	-0.565	76.6	4.434	99.9	5.07	-10.52	0.749	-0.86	0.216	0.035	476.9	239.2
282	10/9/2010 12:00	1200	-0.958	81.8	3.316	99.1	6.687	-8.28	0.734	-0.766	0.214	0.035	477.2	239.5
282	10/9/2010 13:00	1300	-1.126	89	1.668	76.3	-11.73	-6.425	0.725	-0.688	0.214	0.03	477.7	240
282	10/9/2010 14:00	1400	-0.274	81.8	3.428	150.4	-21.43	-3.442	0.721	-0.573	0.213	0.03	477.8	240.1
282	10/9/2010 15:00	1500	-0.172	81.7	4.414	160.9	-6.076	-1.954	0.72	-0.488	0.213	0.035	477.8	240.1
282	10/9/2010 16:00	1600	0.301	80.7	4.167	165.9	4.415	-1.43	0.723	-0.438	0.213	0.037	478	240.4
282	10/9/2010 17:00	1700	0.865	80.6	3.554	181.1	3.703	-1.117	0.727	-0.404	0.213	0.038	477.3	239.6
282	10/9/2010 18:00	1800	0.942	85.2	3.531	180.5	-1.582	-0.868	0.732	-0.378	0.214	0.037	477.4	239.7
282	10/9/2010 19:00	1900	1.171	87.6	3.731	172.3	-17.33	-0.743	0.736	-0.36	0.214	0.038	477.7	240
282	10/9/2010 20:00	2000	1.749	83.3	3.354	178.7	-18.16	-0.645	0.741	-0.345	0.214	0.039	477.5	239.8
282	10/9/2010 21:00	2100	2.04	79.7	2.393	182.3	-24.14	-0.778	0.743	-0.336	0.215	0.038	477.7	240
282	10/9/2010 22:00	2200	2.412	73.2	3.199	156.8	-42.91	-1.032	0.748	-0.331	0.215	0.038	477	239.3
282	10/9/2010 23:00	2300	2.369	72.8	4.619	158.8	-43.22	-1.893	0.752	-0.34	0.216	0.039	477.4	239.7
282	10/10/2010 0:00	2400	2.495	70.3	4.094	161.7	-31.56	-2.753	0.755	-0.356	0.216	0.038	477.2	239.5
283	10/10/2010 1:00	100	2.389	68	2.225	131.8	-46.09	-3.361	0.757	-0.372	0.216	0.039	477.7	240
283	10/10/2010 2:00	200	1.825	69.47	1.471	91	-38.03	-5.472	0.759	-0.418	0.216	0.04	477.7	240
283	10/10/2010 3:00	300	2.251	68.15	1.418	35.73	-43.42	-7.78	0.765	-0.483	0.217	0.035	477.8	240.1
283	10/10/2010 4:00	400	1.948	69.61	1.497	36.37	-45.93	-10.22	0.765	-0.565	0.217	0.036	477.7	240
283	10/10/2010 5:00	500	1.341	73.4	2.59	70.2	-48.82	-12.59	0.764	-0.662	0.217	0.038	477.9	240.2
283	10/10/2010 6:00	600	1.18	74.6	3.7	71.7	-32.05	-11.1	0.759	-0.684	0.217	0.038	477.7	240
283	10/10/2010 7:00	700	0.888	77.7	1.415	38.47	-6.87	-8.32	0.745	-0.631	0.216	0.037	477.8	240.1
283	10/10/2010 8:00	800	-0.38	85.8	0.999	299.6	-13.38	-6.6	0.733	-0.575	0.216	0.037	477.3	239.6
283	10/10/2010 9:00	900	-0.635	89.5	0.827	255.2	-6.723	-6.828	0.721	-0.57	0.216	0.037	477.7	240
283	10/10/2010 10:00	1000	-0.371	90.9	1.033	302.4	-1.932	-5.589	0.716	-0.537	0.215	0.036	477.7	240
283	10/10/2010 11:00	1100	-0.138	90.8	1.659	292.8	4.093	-4.152	0.712	-0.488	0.215	0.036	477.9	240.2
283	10/10/2010 12:00	1200	0.263	89.3	0.989	274.4	12.52	-3.001	0.71	-0.442	0.214	0.037	477.7	240
283	10/10/2010 13:00	1300	0.372	89.8	0.503	260.6	-1.048	-2.152	0.712	-0.404	0.214	0.035	477.9	240.2
283	10/10/2010 14:00	1400	0.757	91.5	0.457	357.7	-38.98	-1.622	0.714	-0.376	0.214	0.028	478.5	240.8
283	10/10/2010 15:00	1500	0.823	91.3	0.41	236.6	-22.63	-1.278	0.719	-0.353	0.215	0.05	478.9	241.2
283	10/10/2010 16:00	1600	0.341	95.1	0.94	270.7	-40.6	-1.045	0.723	-0.335	0.215	0.056	479.5	241.8
283	10/10/2010 17:00	1700	0.388	95.5	0.911	214.7	-32.85	-0.859	0.725	-0.323	0.215	0.057	480.5	242.8
283	10/10/2010 18:00	1800	0.191	92.4	2.564	272.8	-15.82	-0.698	0.73	-0.31	0.216	0.048	480.4	242.7
283	10/10/2010 19:00	1900	-0.267	89.9	3.948	258.4	-4.9	-0.64	0.733	-0.299	0.216	0.066	480.7	243
283	10/10/2010 20:00	2000	-0.639	90.6	3.958	283.9	-24.07	-0.444	0.736	-0.29	0.217	0.066	480	242.3
283	10/10/2010 21:00	2100	-0.779	92.3	4.241	284.7	-18.48	-0.43	0.737	-0.285	0.216	0.071	480.5	242.8
283	10/10/2010 22:00	2200	-0.863	94.2	4.177	268.1	-17.52	-0.43	0.74	-0.279	0.217	0.069	481.2	243.5
283	10/10/2010 23:00	2300	-0.78	94.3	5.105	259.3	-24.33	-0.464	0.744	-0.274	0.217	0.066	481.4	243.7
284	10/11/2010 0:00	2400	-0.528	90.1	4.489	265.1	-29.72	-0.644	0.747	-0.271	0.218	0.073	481.5	243.8
284	10/11/2010 1:00	100	-0.691	94.4	5.09	254	-21.18	-0.689	0.75	-0.268	0.218	0.095	481.6	243.9
284	10/11/2010 2:00	200	-0.883	94.8	5.11	272.2	-20.94	-0.859	0.752	-0.267	0.219	0.094	481.8	244.1
284	10/11/2010 3:00	300	-0.766	91.5	4.095	285.2	-31.43	-0.969	0.755	-0.266	0.219	0.094	481.9	244.2
284	10/11/2010 4:00	400	-0.509	86.2	2.849	287.8	-33.14	-1.074	0.757	-0.266	0.219	0.094	481.8	244.1
284	10/11/2010 5:00	500	-0.474	84.7	3.745	266.7	-38.41	-1.232	0.759	-0.266	0.22	0.096	481.9	244.2
284	10/11/2010 6:00	600	-0.545	82.7	4.118	262.1	-45.67	-1.313	0.761	-0.266	0.22	0.096	481.9	244.2
284	10/11/2010 7:00	700	-0.663	81.2	3.468	264	-43.31	-1.504	0.762	-0.267	0.22	0.095	481.8	244.1
284	10/11/2010 8:00	800	-0.966	81.5	2.772	281.5	-36.71	-1.649	0.765	-0.267	0.221	0.093	481.6	243.9
284	10/11/2010 9:00	900	-1.021	78.8	2.473	274.5	-40.32	-1.757	0.765	-0.27	0.221	0.092	482	244.5
284	10/11/2010 10:00	1000	-1.128	75.8	3.155	273.9	-56.59	-1.935	0.767	-0.271	0.221	0.093	482.1	244.4
284	10/11/2010 11:00	1100	-0.891	74	2.127	280.3	-58.57	-2.131	0.768	-0.273	0.222	0.093	481.9	244.2
284	10/11/2010 12:00	1200	-0.781	71	2.318	270.9	-83.7	-2.151	0.77	-0.274	0.222	0.09	482.3	244.6
284	10/11/2010 13:00	1300	0.513	64.23	2.28	250.3	-76.2	-2.332	0.774	-0.272	0.222	0.09	482.2	244.5
284	10/11/2010 14:00	1400	0.832	64.2	3.867	254.1	-37.28	-2.213	0.778	-0.271	0.223	0.09	482.1	244.4
284	10/11/2010 15:00	1500	1.276	65.04	3.933	251.2	-29.94	-1.922	0.777	-0.268	0.223	0.089	482.1	244.4
284	10/11/2010 16:00	1600	1.702	64.59	3.486	248	-32.01	-1.718	0.777	-0.264	0.223	0.089	481.3	243.6
284	10/11/2010 17:00	1700	2.136	64.79	3.586	248.3	-34.64	-1.546	0.778	-0.26	0.223	0.087	481.7	244
284	10/11/2010 18:00	1800	0.989	67.08	3.127	245.7	-49.76	-1.504	0.779	-0.258	0.223	0.089	482.1	244.4
284	10/11/2010 19:00	1900	-0.395	72	1.451	277.5	-47.23	-1.546	0.782	-0.258	0.224	0.091	482.2	244.5
284	10/11/2010 20:00	2000	-1.367	76.1	0.596	240	-37.87	-2.08	0.783	-0.264	0.224	0.088	482.1	244.4
284	10/11/2010 21:00	2100	-3.002	81.3	0.998	40.33	-36.08	-3.541	0.785	-0.282	0.224	0.083	482.1	244.4
284	10/11/2010 22:00	2200	-4.232	86	0.9	65.62	-37.3	-5.779	0.786	-0.319	0.224	0.085	482	244.3
284	10/11/2010 23:00	2300	-4.668	89.5	0.941	57.49	-38.23	-8.4	0.787	-0.37	0.224	0.088	482	244.3
284	10/12/2010 0:00	2400	-4.035	83.4	1.656	22.21	-45.11	-10.67	0.789	-0.424	0.225	0.089	482.2	244.5
285	10/12/2010 1:00	100	-4.223	100	1.96	18.72	-45.79	-11.58	0.791	-0.468	0.225	0.088	481.9	244.4
285	10/12/2010 2:00	200	-4.433	83.9	2.156	6.69	-47.3	-11.88	0.792	-0.502	0.225	0.087	481.9	244.2
285	10/12/2010 3:00	300	-5.217	88.2	0.562	29.32	-24.45	-12.26	0.792	-0.532	0.225	0.087	482.1	244.4
285	10/12/2010 4:00	400	-4.638	88.4	0.504	338.3	-15.76	-12.19	0.793	-0.553	0.225	0.087	482.1	244.4
285	10/12/2010 5:00	500	-4.288	86.7	0.48	356.9	-29.92	-11.56	0.793	-0.562	0.225	0.087	482.1	244.4
285	10/12/2010 6:00	600	-5.037	89.1	0.475	338.1	-40.05	-12.9	0.79	-0.597	0.224	0.086	482.1	244.4
285	10/12/2010 7:00	700	-5.084	85.9	0.756	335.6	-37.3	-15.34	0.787	-0.664	0.224	0.083	482.1	244.4
285	10/12/2010 8:00	800	-5.703	86.8	0.495	347.1	-34.64	-16.81	0.783	-0.733	0.224	0.08	482.1	



Faro Meteorological Data January 01 - December 31, 2010



Faro Climate Station - 2010 data

Note: Cumulative precipitation is calculated in column 'V', while raw instrument numbers are seen in column 'U'.

-0.1

Julian Day	Date	Hr	Tair	RH %	WindV	WindD	WindS	NetRad	SoilHF	SoilT2	SoilT3	Soil W	SnoD	Precip	Precip (rev)
287	10/14/2010 11:00	1100	-1.087	91.8	0.78	314.9	-12.12	-2.364	0.796	-0.288	0.226	0.128	0.128	487.2	249.5
287	10/14/2010 12:00	2000	-1.787	93.8	1.528	288.1	-11.12	-2.154	0.798	-0.286	0.226	0.126	0.126	487.2	249.5
287	10/14/2010 13:00	1300	-1.138	91.8	1.744	282.5	-20.85	-2.208	0.799	-0.283	0.226	0.124	0.124	487.4	249.7
287	10/14/2010 14:00	1400	-0.632	87.3	1.756	283.6	-8.42	-2.074	0.801	-0.277	0.226	0.123	0.123	487.4	249.7
287	10/14/2010 15:00	1500	-0.565	87.4	1.334	274	-6.988	-1.918	0.802	-0.273	0.226	0.126	0.126	487.2	249.5
287	10/14/2010 16:00	1600	-0.85	87.3	1.472	277.2	-12.29	-1.72	0.803	-0.269	0.226	0.126	0.126	487.4	249.7
287	10/14/2010 17:00	1700	-1.161	91.9	1.273	258.9	-7.1	-1.618	0.803	-0.266	0.226	0.121	0.121	487.5	249.8
287	10/14/2010 18:00	1800	-2.134	95.2	1.628	267.5	-4.831	-1.504	0.803	-0.262	0.226	0.117	0.117	488	250.3
287	10/14/2010 19:00	1900	-3.089	93.1	2.674	269.1	-5.741	-1.504	0.803	-0.26	0.227	0.145	0.145	488.2	250.5
287	10/14/2010 20:00	2000	-3.767	91.6	2.88	248.8	-4.814	-1.504	0.804	-0.257	0.227	0.151	0.151	488.3	250.6
287	10/14/2010 21:00	2100	-4.228	92.3	2.057	230.1	-4.514	-1.504	0.805	-0.256	0.227	0.15	0.15	488.4	250.7
287	10/14/2010 22:00	2200	-4.455	92.3	1.804	246.3	-4.541	-1.536	0.805	-0.255	0.227	0.149	0.149	488.4	250.7
287	10/14/2010 23:00	2300	-4.677	92.4	1.627	240.8	-3.548	-1.718	0.806	-0.256	0.228	0.147	0.147	488.5	250.8
287	10/15/2010 0:00	2400	-5.055	91.5	2.75	254	-4.273	-1.793	0.807	-0.256	0.228	0.147	0.147	488.3	250.6
288	10/15/2010 1:00	100	-5.311	88.9	2.107	241.5	-6	-1.934	0.808	-0.257	0.228	0.148	0.148	488.5	250.8
288	10/15/2010 2:00	200	-5.558	89.3	1.919	231.9	-6.69	-2.06	0.808	-0.258	0.228	0.149	0.149	488.6	250.9
288	10/15/2010 3:00	300	-5.703	88.8	1.552	264.6	-7.97	-2.151	0.809	-0.259	0.228	0.15	0.15	488.6	250.9
288	10/15/2010 4:00	400	-5.693	86.8	2.629	276.1	-8.16	-2.346	0.81	-0.26	0.229	0.151	0.151	488.7	251.1
288	10/15/2010 5:00	500	-5.752	85.4	1.567	281.6	-8.58	-2.442	0.811	-0.261	0.229	0.15	0.15	488.6	250.9
288	10/15/2010 6:00	600	-5.749	84.9	1.082	305.2	-8.91	-2.579	0.812	-0.264	0.229	0.149	0.149	488.6	250.9
288	10/15/2010 7:00	700	-5.594	83	1.056	237.8	-10.56	-2.738	0.812	-0.265	0.229	0.147	0.147	488.7	251.1
288	10/15/2010 8:00	800	-5.647	86.7	0.695	118.7	-6.54	-2.797	0.813	-0.266	0.229	0.147	0.147	488.8	251.1
288	10/15/2010 9:00	900	-5.895	90.1	0.814	100	-7.1	-2.999	0.814	-0.268	0.229	0.144	0.144	488.9	251.2
288	10/15/2010 10:00	1000	-5.671	90.8	1.175	66.06	-8.82	-3.009	0.815	-0.27	0.229	0.144	0.144	488.9	251.2
288	10/15/2010 11:00	1100	-4.584	87.2	1.04	92.6	-19.59	-3.033	0.816	-0.27	0.229	0.15	0.15	489.1	251.4
288	10/15/2010 12:00	1200	-3.714	85.1	0.73	133	-27.82	-3.002	0.818	-0.267	0.23	0.153	0.153	489.2	251.5
288	10/15/2010 13:00	1300	-3.474	85.9	1.27	158.2	-35.05	-2.79	0.82	-0.263	0.23	0.156	0.156	489.3	251.6
288	10/15/2010 14:00	1400	-2.673	81.6	1.955	159.8	-44.57	-2.569	0.823	-0.259	0.23	0.155	0.155	489.4	251.7
288	10/15/2010 15:00	1500	-2.099	77.1	2.176	176.1	-73.1	-2.36	0.825	-0.254	0.23	0.153	0.153	489.4	251.7
288	10/15/2010 16:00	1600	-1.006	71.3	2.295	207.2	-67.33	-2.156	0.827	-0.249	0.23	0.144	0.144	489.4	251.7
288	10/15/2010 17:00	1700	-1.004	71	1.472	215.9	16.58	-2.038	0.828	-0.247	0.23	0.139	0.139	489.4	251.7
288	10/15/2010 18:00	1800	-2.644	77.3	0.841	209.3	-13.84	-1.934	0.826	-0.246	0.23	0.138	0.138	489.4	251.7
288	10/15/2010 19:00	1900	-3.28	81.7	0.656	163.5	-6.712	-1.787	0.827	-0.244	0.23	0.14	0.14	489.4	251.7
288	10/15/2010 20:00	2000	-3.707	86.2	1.325	177.6	-12.74	-1.719	0.827	-0.242	0.23	0.137	0.137	489.4	251.7
288	10/15/2010 21:00	2100	-3.928	87	1.069	167.4	-14.37	-1.719	0.828	-0.24	0.23	0.137	0.137	489.3	251.6
288	10/15/2010 22:00	2200	-3.976	86.8	0.864	183.1	-18.48	-1.719	0.829	-0.239	0.23	0.133	0.133	489.4	251.7
288	10/15/2010 23:00	2300	-4.302	89.2	1.132	125.1	-15.6	-1.765	0.83	-0.239	0.23	0.134	0.134	489.4	251.7
288	10/16/2010 0:00	2400	-5.183	89.5	1.878	28.68	-17.62	-1.936	0.83	-0.241	0.23	0.133	0.133	489.3	251.6
289	10/16/2010 1:00	100	-5.362	87.8	1.966	20.51	-28.11	-2.146	0.83	-0.241	0.23	0.131	0.131	489.3	251.6
289	10/16/2010 2:00	200	-5.977	92.4	1.101	321.8	-7.6	-2.358	0.831	-0.243	0.231	0.132	0.132	489.3	251.6
289	10/16/2010 3:00	300	-5.905	91.3	0.562	72.9	-12.67	-2.552	0.833	-0.245	0.231	0.129	0.129	489.3	251.6
289	10/16/2010 4:00	400	-6.621	91.7	0.524	76.4	-9.04	-2.738	0.833	-0.246	0.231	0.13	0.13	489.3	251.6
289	10/16/2010 5:00	500	-6.25	92.8	0.614	292.5	-20.44	-2.894	0.834	-0.249	0.231	0.13	0.13	489.3	251.6
289	10/16/2010 6:00	600	-6.573	92.6	0.852	309.1	-20.37	-3.011	0.833	-0.252	0.231	0.126	0.126	489.3	251.6
289	10/16/2010 7:00	700	-6.39	91.8	1.301	72.5	-6.215	-3.226	0.835	-0.254	0.231	0.128	0.128	489.3	251.6
289	10/16/2010 8:00	800	-5.925	89.6	0.732	322.1	-4.596	-3.485	0.837	-0.255	0.231	0.13	0.13	489.4	251.7
289	10/16/2010 9:00	900	-5.906	90.1	0.826	209.3	-11.84	-3.654	0.837	-0.259	0.231	0.133	0.133	489.4	251.7
289	10/16/2010 10:00	1000	-5.805	89.4	0.285	212.2	-8.8	-3.654	0.838	-0.26	0.231	0.132	0.132	489.4	251.7
289	10/16/2010 11:00	1100	-6.066	89.4	0.957	259.6	-6.309	-3.654	0.839	-0.26	0.231	0.131	0.131	489.4	251.7
289	10/16/2010 12:00	1200	-5.162	86.3	0.843	283.1	-4.304	-3.65	0.841	-0.258	0.231	0.133	0.133	489.4	251.7
289	10/16/2010 13:00	1300	-3.563	79.4	0.433	282.1	-18.13	-3.42	0.842	-0.254	0.231	0.13	0.13	489.5	251.8
289	10/16/2010 14:00	1400	-1.942	73.9	0.202	320	-27.19	-3.14	0.847	-0.249	0.231	0.126	0.126	489.5	251.8
289	10/16/2010 15:00	1500	-2.466	77.7	0.655	314.6	-7.26	-2.863	0.847	-0.245	0.231	0.129	0.129	489.5	251.8
289	10/16/2010 16:00	1600	-1.884	77.1	0.496	319.3	-9.27	-2.59	0.847	-0.243	0.231	0.127	0.127	489.5	251.8
289	10/16/2010 17:00	1700	-2.17	80.7	0.723	210.8	-11.53	-2.365	0.847	-0.24	0.23	0.127	0.127	489.5	251.8
289	10/16/2010 18:00	1800	-2.74	85.2	0.882	243.9	-7.89	-2.219	0.847	-0.238	0.23	0.127	0.127	489.4	251.7
289	10/16/2010 19:00	1900	-3.498	91.4	0.653	299.5	-4.867	-2.149	0.847	-0.236	0.23	0.131	0.131	489.5	251.8
289	10/16/2010 20:00	2000	-3.412	92.9	0.519	54.12	-5.878	-2.149	0.847	-0.235	0.23	0.133	0.133	489.5	251.8
289	10/16/2010 21:00	2100	-3.613	94.4	0.777	155.6	-7.54	-2.149	0.848	-0.233	0.23	0.131	0.131	489.5	251.8
289	10/16/2010 22:00	2200	-3.281	88.8	0.717	153.6	-6.781	-2.364	0.848	-0.23	0.231	0.131	0.131	489.7	252
289	10/16/2010 23:00	2300	-2.941	85.9	1.405	153.7	-9.02	-2.365	0.856	-0.229	0.231	0.129	0.129	489.6	251.9
289	10/16/2010 0:00	2400	-2.917	84.5	1.043	114.6	-8.54	-2.374	0.857	-0.229	0.231	0.127	0.127	489.7	252
290	10/17/2010 0:00	2400	-3.763	94.3	0.812	55.56	-7.66	-2.149	0.85	-0.232	0.231	0.127	0.127	489.5	251.8
290	10/17/2010 1:00	100	-3.613	92	0.524	27.03	-10.32	-2.208	0.851	-0.232	0.231	0.13	0.13	489.6	251.9
290	10/17/2010 2:00	200	-3.853	92.2	1.2	111.4	-9.97	-2.362	0.851	-0.232	0.231	0.134	0.134	489.6	251.9
290	10/17/2010 3:00	300	-3.729	90.5	0.919	100.4	-7.98	-2.364	0.852	-0.23	0.231	0.129	0.129	489.6	251.9
290	10/17/2010 4:00	400	-3.637	90.4	0.566	79.1	-5.204	-2.364	0.853	-0.23	0.231	0.131	0.131	489.7	252
290	10/17/2010 5:00	500	-3.798	92.2	0.66	107.3	-5.014	-2.364	0.854	-0.23	0.231	0.131	0.131	489.7	252
290	10/17/2010 6:00	600	-3.281	88.8	0.717	153.6	-6.781	-2.364	0.854	-0.23	0.231	0.131	0.131	489.7	252
290	10/17/2010 7:00	700	-2.941	85.9	1.405	153.7	-9.02	-2.365	0.856	-0.229	0.231	0.129	0.129	489.6	251.9
290	10/17/2010 8:00	800	-2.917	84.5	1.043	114.6	-8.								



Faro Meteorological Data January 01 - December 31, 2010



Faro Climate Station - 2010 data

Note: Cumulative precipitation is calculated in column 'V', while raw instrument numbers are seen in column 'U'.

-0.1

Julian Day	Date	Hr	Tair	RH %	WindV	WindD	NetRad	SoilHF	SoilT2	SoilT3	Soil W	SnoD	Precip	Precip (rev)
292	10/19/2010 16:00	1600	0.487	60.8	4.071	256.6	4.859	-7.58	0.92	-0.152	0.234	0.129	490	252.3
292	10/19/2010 17:00	1700	0.439	61.53	4.193	255.5	-11.95	-2.578	0.921	-0.151	0.234	0.129	490	253.1
292	10/19/2010 18:00	1800	0.314	60.8	3.524	256.5	-27.14	-2.723	0.922	-0.149	0.234	0.129	490.7	253
292	10/19/2010 19:00	1900	-0.413	63.55	2.291	251.9	-39.95	-2.927	0.922	-0.148	0.234	0.131	490.7	253
292	10/19/2010 20:00	2000	-1.441	67.33	0.818	25.37	-34.33	-3.097	0.921	-0.148	0.234	0.129	490.6	252.9
292	10/19/2010 21:00	2100	-1.475	67.84	1.052	332	-30.55	-3.223	0.922	-0.145	0.235	0.128	490.6	252.9
292	10/19/2010 22:00	2200	-1.667	67.12	0.835	318.3	-30.61	-3.223	0.922	-0.145	0.235	0.128	490.6	252.9
292	10/19/2010 23:00	2300	-1.382	64.57	1.344	199.4	-41.1	-3.223	0.923	-0.143	0.235	0.13	490.6	252.9
292	10/20/2010 0:00	2400	-1.793	66.57	0.862	95.7	-37.46	-3.223	0.925	-0.141	0.235	0.134	490.6	252.9
293	10/20/2010 1:00	100	-2.687	70.6	1.113	94.2	-39.5	-3.223	0.924	-0.142	0.235	0.128	490.6	252.9
293	10/20/2010 2:00	200	-2.941	71.7	1.358	188.7	-40.89	-3.223	0.925	-0.142	0.235	0.128	490.6	252.9
293	10/20/2010 3:00	300	-2.986	71.8	1.233	354.3	-37.16	-3.172	0.925	-0.141	0.234	0.127	490.6	252.9
293	10/20/2010 4:00	400	-4.789	79	1.515	45.5	-39.86	-3.111	0.925	-0.144	0.234	0.125	490.5	252.8
293	10/20/2010 5:00	500	-4.792	78.3	1.838	36.99	-41.56	-3.039	0.923	-0.146	0.234	0.128	490.5	252.8
293	10/20/2010 6:00	600	-5.06	79.8	1.779	40.6	-29.93	-3.012	0.923	-0.148	0.234	0.129	490.6	252.9
293	10/20/2010 7:00	700	-4.545	78.7	1.704	36.23	-21.69	-3.009	0.923	-0.15	0.234	0.129	490.6	252.9
293	10/20/2010 8:00	800	-4.278	79	1.552	36.59	-22.15	-3.009	0.922	-0.152	0.234	0.129	490.6	252.9
293	10/20/2010 9:00	900	-4.072	79.6	1.418	32.61	-17.51	-3.009	0.921	-0.155	0.233	0.129	490.6	252.9
293	10/20/2010 10:00	1000	-3.583	78.2	1.564	24.94	-10.01	-3.009	0.92	-0.157	0.233	0.129	490.6	252.9
293	10/20/2010 11:00	1100	-2.826	74.2	1.164	80.7	-3.434	-3.009	0.919	-0.158	0.233	0.125	490.7	253
293	10/20/2010 12:00	1200	-1.009	64.66	1.116	93.8	-18.14	-3.008	0.919	-0.157	0.232	0.118	490.7	253
293	10/20/2010 13:00	1300	2.497	49.43	0.882	76.2	-3.254	-3.008	0.92	-0.154	0.232	0.117	490.7	253
293	10/20/2010 14:00	1400	0.685	58.26	1.397	130.9	8.8	-3.008	0.919	-0.153	0.232	0.125	490.8	253.1
293	10/20/2010 15:00	1500	1.288	56.52	1.148	98.5	0.009	-3.008	0.92	-0.151	0.232	0.12	490.7	253
293	10/20/2010 16:00	1600	0.683	61.06	2.531	181.3	-5.186	-3.008	0.917	-0.151	0.232	0.126	490.8	253.1
293	10/20/2010 17:00	1700	-0.55	66.72	1.923	174.3	-14.92	-3.008	0.916	-0.151	0.232	0.126	490.7	253
293	10/20/2010 18:00	1800	-0.662	67.3	2.442	166.9	-24.05	-3.008	0.917	-0.144	0.232	0.126	490.8	253.1
293	10/20/2010 19:00	1900	-2.203	71.5	2.742	160.7	-57.52	-3.008	0.918	-0.145	0.232	0.129	490.9	253.2
293	10/20/2010 20:00	2000	-3.361	74.1	1.691	103.4	-50.52	-3.008	0.918	-0.144	0.232	0.123	490.7	253
293	10/20/2010 21:00	2100	-5.723	81.2	0.802	68.24	-26.76	-3.009	0.916	-0.147	0.232	0.129	490.6	252.9
293	10/20/2010 22:00	2200	-4.453	77.5	0.693	62.96	-9.74	-3.009	0.916	-0.149	0.232	0.127	490.7	253
293	10/20/2010 23:00	2300	-4.295	77.8	1.021	90.8	-5.969	-3.009	0.917	-0.153	0.232	0.128	490.7	253
293	10/21/2010 0:00	2400	-3.981	75.4	1.099	165.9	-8.04	-3.008	0.917	-0.157	0.232	0.128	490.7	253
294	10/21/2010 1:00	100	-4.246	73.7	0.884	169.5	-8.73	-3.009	0.915	-0.162	0.232	0.128	490.7	253
294	10/21/2010 2:00	200	-4.427	72	0.677	143.6	-8.15	-3.009	0.913	-0.163	0.231	0.128	490.7	253
294	10/21/2010 3:00	300	-6.531	72.9	0.945	79.6	-16.88	-3.009	0.912	-0.165	0.231	0.125	490.7	253
294	10/21/2010 4:00	400	-5.59	76.9	0.306	37.87	-36.68	-3.009	0.908	-0.169	0.231	0.122	490.6	252.9
294	10/21/2010 5:00	500	-6.944	84.5	1.011	34.18	-39.5	-3.009	0.903	-0.173	0.231	0.127	490.6	252.9
294	10/21/2010 6:00	600	-7.04	81.3	2.229	25.33	-46.72	-3.009	0.903	-0.175	0.231	0.125	490.5	252.8
294	10/21/2010 7:00	700	-7.56	81.5	1.919	10.09	-41.86	-3.009	0.901	-0.179	0.231	0.127	490.5	252.8
294	10/21/2010 8:00	800	-7.52	81.5	1.694	4.294	-13.74	-3.01	0.898	-0.186	0.231	0.128	490.6	252.9
294	10/21/2010 9:00	900	-7.72	84.7	1.327	37.51	-21.45	-3.026	0.895	-0.192	0.23	0.127	490.8	253.1
294	10/21/2010 10:00	1000	-6.877	81	0.94	310.1	-9.65	-3.096	0.892	-0.197	0.23	0.126	490.6	252.9
294	10/21/2010 11:00	1100	-5.623	77.8	0.702	22.48	-5.516	-3.206	0.889	-0.202	0.23	0.126	490.6	252.9
294	10/21/2010 12:00	1200	-5.046	74.7	0.709	254.7	-1.327	-3.19	0.888	-0.203	0.23	0.126	490.7	253
294	10/21/2010 13:00	1300	-4.762	79.9	0.662	276.1	-13.13	-3.044	0.887	-0.203	0.23	0.125	490.8	253.1
294	10/21/2010 14:00	1400	-2.359	71.1	0.252	187.9	-34.8	-3.009	0.887	-0.202	0.229	0.113	490.8	253.1
294	10/21/2010 15:00	1500	3.096	48.36	0.465	72	-23.53	-3.008	0.889	-0.197	0.229	0.117	490.9	253.2
294	10/21/2010 16:00	1600	-1.087	60.91	0.858	294.3	-18.94	-3.008	0.886	-0.195	0.229	0.122	490.8	253.1
294	10/21/2010 17:00	1700	-2.446	72.1	1.742	277.8	-39.07	-2.988	0.886	-0.192	0.229	0.122	490.9	253.2
294	10/21/2010 18:00	1800	-3.584	76.9	0.632	284.5	-33.74	-3.002	0.884	-0.193	0.229	0.117	490.8	253.1
294	10/21/2010 19:00	1900	-4.791	79	1.749	21.6	-36.17	-3.009	0.881	-0.2	0.228	0.125	490.7	253
294	10/21/2010 20:00	2000	-5.813	79.2	2.05	24.95	-43.11	-3.135	0.88	-0.209	0.229	0.125	490.8	253.1
294	10/21/2010 21:00	2100	-6.365	80.6	2.684	23.01	-27.74	-3.223	0.877	-0.216	0.228	0.125	490.8	253.1
294	10/21/2010 22:00	2200	-5.938	81	1.451	11.09	-9.64	-3.224	0.873	-0.222	0.228	0.126	490.8	253.1
294	10/21/2010 23:00	2300	-5.613	82.3	0.473	27.11	-8.7	-3.224	0.872	-0.226	0.228	0.125	490.8	253.1
294	10/22/2010 0:00	2400	-5.709	84.7	0.397	63.04	-31.07	-3.224	0.869	-0.231	0.228	0.121	490.8	253.1
295	10/22/2010 1:00	100	-7.38	87.1	0.715	11.71	-41.06	-3.224	0.864	-0.237	0.227	0.124	490.7	253
295	10/22/2010 2:00	200	-7.7	83	1.997	10.95	-48.83	-3.224	0.863	-0.24	0.227	0.123	490.7	253
295	10/22/2010 3:00	300	-8.27	81.8	1.815	10.81	-47.81	-3.288	0.861	-0.248	0.227	0.121	490.7	253
295	10/22/2010 4:00	400	-8.61	84.8	1.031	334.2	-41.52	-3.564	0.856	-0.261	0.227	0.123	490.7	253
295	10/22/2010 5:00	500	-9.03	87.2	0.964	347.8	-38.17	-3.847	0.853	-0.275	0.227	0.123	490.6	252.9
295	10/22/2010 6:00	600	-9.26	87.4	0.99	311.4	-39.73	-4.279	0.848	-0.293	0.226	0.121	490.6	252.9
295	10/22/2010 7:00	700	-9.27	87.3	0.863	346.3	-36.33	-4.884	0.842	-0.316	0.226	0.121	490.6	252.9
295	10/22/2010 8:00	800	-9.45	88.7	0.624	253.5	-37.15	-5.721	0.836	-0.341	0.226	0.119	490.6	252.9
295	10/22/2010 9:00	900	-9.78	88.2	1.005	305.7	-34.43	-7.3	0.828	-0.369	0.226	0.119	490.6	252.9
295	10/22/2010 10:00	1000	-9.24	85.4	0.58	329.9	-29.86	-9.19	0.822	-0.398	0.225	0.114	490.7	253
295	10/22/2010 11:00	1100	-6.95	72.8	0.616	302	-18.98	-10.48	0.82	-0.424	0.225	0.115	490.8	253.1
295	10/22/2010 12:00	1200	-5.102	66.7	0.853	180	-21.18	-10.43	0.812	-0.451	0.225	0.115	490.8	253.1
295	10/22/2010 13:00	1300	-1.87	55.55	0.836	116.2	-16.67	-9.58	0.808	-0.46	0.224	0.117	490.7	253
295	10/22/2010 14:00	1400	-2.283	56.19	3.593	143	-22.72	-8.2	0.803	-0.453	0.224	0.122	490.9	253.2
295	10/22/2010 15:00	1500	-2.899	55.11	5.668	137.5	-34.73	-6.687	0.796	-0.435	0.223	0.122	490.8	253.1
295	10/22/2010 16:00	1600	-3.302	57.9	4.625	138.2	-49.94	-5.734	0.79	-0.417	0.223	0.125	490.8	253.1
295	10/22/2010 17:00	1700	-2.868	54.89	3.489	119.1	-46.36	-5.572	0.786	-0.409	0.223	0.124	490.8	253.1
295	10/22/2010 18:00	1800	-3.772	57.42	2.725	111.9	-53.59	-5.851	0.781	-0.416				



Faro Meteorological Data January 01 - December 31, 2010



Faro Climate Station - 2010 data

Note: Cumulative precipitation is calculated in column 'V', while raw instrument numbers are seen in column 'U'.

-0.1

Julian Day	Date	Hr	Tair	RH %	WindV	WindD	NetRad	SoilHF	SoilT2	SoilT3	Soil W	SnoD	Precip	Precip (rev)
297	10/24/2010 21:00	2100	-4.472	81.2	1.678	60.86	14.76	-5.096	0.553	-0.658	0.209	0.125	490.8	253.2
297	10/24/2010 22:00	2200	-5.181	82.3	1.678	60.86	14.76	-5.096	0.553	-0.658	0.209	0.125	490.8	253.2
297	10/24/2010 23:00	2300	-5.886	83.7	1.562	33.22	-31.28	-6.363	0.548	-0.707	0.209	0.124	490.8	253.1
297	10/25/2010 0:00	2400	-5.944	83.6	1.356	43.28	-18.11	-7.37	0.545	-0.76	0.209	0.124	490.8	253.1
298	10/25/2010 1:00	100	-5.922	83.5	1.55	35.72	-13.2	-7.35	0.542	-0.79	0.209	0.125	490.8	253.1
298	10/25/2010 2:00	200	-5.526	85.3	1.325	74.8	-15.8	-7	0.539	-0.798	0.209	0.125	490.8	253.1
298	10/25/2010 3:00	300	-6.022	86.2	1.187	63.5	-23.16	-6.76	0.534	-0.798	0.209	0.124	490.8	253.1
298	10/25/2010 4:00	400	-6.348	85.1	1.738	42.77	-14.91	-7.14	0.53	-0.812	0.208	0.125	490.8	253.1
298	10/25/2010 5:00	500	-6.434	84.9	1.598	40.23	-13.01	-7.24	0.525	-0.825	0.208	0.125	490.8	253.1
298	10/25/2010 6:00	600	-6.223	84.6	1.328	30.1	-7.73	-7.06	0.522	-0.828	0.208	0.126	490.8	253.1
298	10/25/2010 7:00	700	-5.268	83.3	2.255	141.2	-7.21	-6.762	0.519	-0.823	0.207	0.127	490.8	253.1
298	10/25/2010 8:00	800	-5.417	84.1	3.436	148.5	-7.18	-6.432	0.515	-0.811	0.207	0.127	490.8	253.1
298	10/25/2010 9:00	900	-5.4	85.2	3.632	146.1	-6.564	-6.233	0.512	-0.803	0.207	0.127	490.8	253.1
298	10/25/2010 10:00	1000	-5.47	85.9	4.318	150.9	-5.471	-6.13	0.509	-0.797	0.207	0.127	490.9	253.2
298	10/25/2010 11:00	1100	-5.281	85.2	5.589	164.6	-6.542	-5.952	0.505	-0.789	0.207	0.126	490.9	253.2
298	10/25/2010 12:00	1200	-4.596	82.1	2.03	124.6	4.313	-5.544	0.503	-0.774	0.206	0.127	490.8	253.1
298	10/25/2010 13:00	1300	-4.54	81.2	3.386	164.8	5.82	-4.756	0.501	-0.743	0.206	0.127	490.8	253.1
298	10/25/2010 14:00	1400	-4.8	83.4	5.399	166	6.362	-4.299	0.499	-0.713	0.206	0.127	490.8	253.1
298	10/25/2010 15:00	1500	-4.894	84.8	5.36	166.6	6.83	-4.151	0.498	-0.694	0.206	0.127	490.9	253.2
298	10/25/2010 16:00	1600	-4.851	83.6	4.265	167.6	3.64	-4.131	0.498	-0.683	0.205	0.127	490.9	253.2
298	10/25/2010 17:00	1700	-4.65	81.9	2.953	159.1	-2.018	-4.312	0.498	-0.679	0.205	0.128	490.8	253.1
298	10/25/2010 18:00	1800	-4.455	81	1.14	150.3	-5.079	-4.513	0.498	-0.684	0.206	0.127	490.8	253.1
298	10/25/2010 19:00	1900	-4.574	82.2	0.442	335.7	-6.93	-4.701	0.498	-0.691	0.206	0.128	490.8	253.1
298	10/25/2010 20:00	2000	-4.603	83.2	0.491	79.4	-6.683	-4.728	0.498	-0.698	0.206	0.127	490.8	253.1
298	10/25/2010 21:00	2100	-4.544	82.7	0.2	95.3	-9.42	-4.859	0.497	-0.703	0.206	0.127	490.8	253.1
298	10/25/2010 22:00	2200	-4.943	84.5	0.248	54.91	-14.78	-4.995	0.496	-0.711	0.206	0.126	490.8	253.1
298	10/25/2010 23:00	2300	-4.802	84.5	0.32	201.4	-12.5	-5.49	0.494	-0.721	0.206	0.125	490.8	253.1
298	10/26/2010 0:00	2400	-4.763	85	0.41	109.1	-17.55	-5.829	0.492	-0.754	0.206	0.122	490.8	253.1
299	10/26/2010 1:00	100	-4.792	85.2	0.281	214.6	-9.72	-6.258	0.49	-0.779	0.205	0.126	490.8	253.1
299	10/26/2010 2:00	200	-4.74	85.2	0.654	125.6	-5.897	-6.547	0.488	-0.804	0.205	0.126	490.8	253.1
299	10/26/2010 3:00	300	-4.911	85.5	1.105	104.5	-12.26	-6.06	0.485	-0.801	0.205	0.126	490.8	253.1
299	10/26/2010 4:00	400	-5.063	85.8	1.598	120.3	-11.36	-5.836	0.482	-0.797	0.205	0.126	490.8	253.1
299	10/26/2010 5:00	500	-4.779	85.7	1.28	134	-11.07	-5.816	0.479	-0.798	0.205	0.126	490.8	253.1
299	10/26/2010 6:00	600	-4.791	86.4	0.998	148	-5.057	-5.797	0.477	-0.796	0.204	0.127	490.8	253.1
299	10/26/2010 7:00	700	-4.681	86.7	0.781	125.3	-5.319	-5.514	0.474	-0.79	0.204	0.127	490.8	253.1
299	10/26/2010 8:00	800	-4.596	86.1	0.728	131.1	-7.08	-5.255	0.472	-0.778	0.204	0.126	490.8	253.1
299	10/26/2010 9:00	900	-4.714	86.5	0.946	126.2	-16.79	-5.158	0.47	-0.77	0.204	0.125	490.8	253.1
299	10/26/2010 10:00	1000	-4.674	86.5	1.194	153.5	-12.49	-5.49	0.467	-0.778	0.203	0.126	490.8	253.1
299	10/26/2010 11:00	1100	-4.362	84.6	0.946	242	-19.35	-5.541	0.465	-0.787	0.203	0.124	490.9	253.2
299	10/26/2010 12:00	1200	-3.051	78.3	0.482	332.3	3.958	-5.332	0.465	-0.778	0.203	0.125	490.8	253.1
299	10/26/2010 13:00	1300	-1.804	73.7	0.744	85.3	5.968	-4.493	0.465	-0.753	0.203	0.121	490.8	253.1
299	10/26/2010 14:00	1400	-1.642	74	0.752	146	-0.554	-3.27	0.463	-0.701	0.202	0.123	490.9	253.2
299	10/26/2010 15:00	1500	-1.811	76.3	0.786	38.57	-3.58	-3.638	0.462	-0.656	0.202	0.123	490.9	253.2
299	10/26/2010 16:00	1600	-2.075	78.8	1.074	132.9	-0.894	-3.298	0.462	-0.627	0.202	0.126	490.9	253.2
299	10/26/2010 17:00	1700	-2.395	82.5	0.982	112.1	-3.548	-2.525	0.465	-0.61	0.202	0.127	490.9	253.2
299	10/26/2010 18:00	1800	-2.989	87.3	1.624	138.1	-5.161	-2.76	0.461	-0.603	0.202	0.128	491	253.3
299	10/26/2010 19:00	1900	-3.343	89.2	1.604	141.3	-4.826	-3.051	0.471	-0.605	0.203	0.126	491.2	253.5
299	10/26/2010 20:00	2000	-3.479	91.1	1.428	145.3	-4.559	-3.223	0.473	-0.61	0.203	0.13	491.2	253.5
299	10/26/2010 21:00	2100	-3.419	91	1.097	111	-4.966	-3.359	0.475	-0.612	0.203	0.13	491.3	253.6
299	10/26/2010 22:00	2200	-3.153	89.6	0.791	110.5	-5.662	-3.438	0.477	-0.613	0.203	0.129	491.3	253.6
299	10/26/2010 23:00	2300	-2.882	88.2	0.712	123.4	-5.318	-3.429	0.475	-0.611	0.203	0.127	491.3	253.6
299	10/27/2010 0:00	2400	-2.798	87	0.695	114.3	-6.034	-3.264	0.48	-0.609	0.203	0.127	491.3	253.6
300	10/27/2010 1:00	100	-2.946	87.8	0.326	233.9	-5.871	-3.239	0.482	-0.607	0.203	0.127	491.3	253.6
300	10/27/2010 2:00	200	-2.912	87.9	0.477	170.3	-6.901	-3.424	0.483	-0.606	0.204	0.127	491.3	253.6
300	10/27/2010 3:00	300	-3.225	90.3	0.19	111.7	-11.54	-3.438	0.483	-0.608	0.204	0.123	491.3	253.6
300	10/27/2010 4:00	400	-3.464	90.7	0.675	24.02	-11.96	-3.673	0.484	-0.616	0.204	0.124	491.3	253.6
300	10/27/2010 5:00	500	-3.235	88.9	1.105	38.45	-9.29	-4.028	0.484	-0.629	0.204	0.125	491.3	253.6
300	10/27/2010 6:00	600	-3.119	90	0.512	104.8	-7.95	-3.885	0.485	-0.633	0.204	0.126	491.3	253.6
300	10/27/2010 7:00	700	-2.717	86.5	1.306	261.3	-8.61	-3.73	0.485	-0.629	0.204	0.126	491.4	253.7
300	10/27/2010 8:00	800	-2.529	84.7	1.013	207.6	-7.15	-3.623	0.485	-0.626	0.204	0.127	491.3	253.6
300	10/27/2010 9:00	900	-2.548	81.9	1.178	204.6	-9.08	-3.638	0.484	-0.621	0.204	0.128	491.3	253.6
300	10/27/2010 10:00	1000	-2.335	73.6	1.649	278.4	-8.71	-3.635	0.483	-0.62	0.204	0.129	491.3	253.6
300	10/27/2010 11:00	1100	-2.325	72.6	1.36	290.1	-5.002	-3.481	0.483	-0.617	0.204	0.13	491.3	253.6
300	10/27/2010 12:00	1200	-1.821	68.22	0.879	272	-1.346	-3.229	0.484	-0.608	0.204	0.129	491.3	253.6
300	10/27/2010 13:00	1300	-1.839	63.51	2.211	239.2	1.503	-2.883	0.485	-0.591	0.204	0.13	491.2	253.5
300	10/27/2010 14:00	1400	-1.8	63.12	1.916	233.2	0.378	-2.598	0.486	-0.576	0.204	0.13	491.2	253.5
300	10/27/2010 15:00	1500	-1.778	60.61	3.085	234.7	3.109	-2.421	0.488	-0.563	0.204	0.13	491.2	253.5
300	10/27/2010 16:00	1600	-1.948	61.75	3.307	228	1.424	-2.267	0.487	-0.553	0.204	0.13	491.3	253.6
300	10/27/2010 17:00	1700	-2.088	59.08	3.011	223.9	9.49	-2.377	0.491	-0.546	0.205	0.131	491.3	253.6
300	10/27/2010 18:00	1800	-2.352	58.13	1.967	240.2	-12.13	-2.771	0.492	-0.551	0.205	0.131	491.3	253.6
300	10/27/2010 19:00	1900	-2.897	63.22	0.815	168.1	-16.42	-3.338	0.493	-0.569	0.205	0.129	491.3	253.6
300	10/27/2010 20:00	2000	-3.323	64.33	1.174	149.6	-24.28	-3.938	0.494	-0.592	0.205	0.13	491.3	253.6
300	10/27/2010 21:00	2100	-3.648	64.04	1.016	151.6	-10.92	-4.751	0.494	-0.627	0.205	0.13	491.2	253.5
300	10/27/2010 22:00	2200	-3.704	65.97	1.171	167.8	-13.4	-5.157	0.494	-0.659	0.205	0.129	491.3	253.6
300	10/27/2010 23:00	2300	-3.817	67.92	1.371	198	-15.24	-5.157						



Faro Meteorological Data

January 01 - December 31, 2010



Faro Climate Station - 2010 data

Note: Cumulative precipitation is calculated in column 'V', while raw instrument numbers are seen in column 'U'.

-0.1

Julian Day	Date	Hr	Tair	RH %	WindV	WindD	NetRad	SoilHF	SoilT2	SoilT3	Soil W	SnoD	Precip	Precip (rev)
303	10/30/2010 2:00	200	-3.03	51.02	3.228	278	-16.08	-6.628	0.359	-0.89	0.194	0.122	491.8	254.1
303	10/30/2010 3:00	400	-3.64	52.23	4.071	248.3	-52.92	-6.547	0.234	-0.911	0.194	0.122	491.8	253.9
303	10/30/2010 4:00	400	-4.868	56.22	1.644	209.7	-61.77	-7.51	0.345	-0.955	0.193	0.12	491.8	254.1
303	10/30/2010 5:00	500	-6.687	65.01	1.631	45.78	-54.13	-9.52	0.336	-1.035	0.193	0.12	491.7	254
303	10/30/2010 6:00	600	-7.18	67.18	1.677	61.73	-52.87	-11.31	0.327	-1.129	0.192	0.119	491.7	254
303	10/30/2010 7:00	700	-7.34	67.75	1.099	41.94	-49.95	-12.62	0.318	-1.221	0.191	0.116	491.7	254
303	10/30/2010 8:00	800	-8.14	71.7	1.627	37.26	-45.48	-13.68	0.306	-1.311	0.189	0.121	491.7	254
303	10/30/2010 9:00	900	-7.98	68.6	2.401	9.35	-50.96	-13.99	0.289	-1.386	0.188	0.119	491.7	254
303	10/30/2010 10:00	1000	-8.3	69.99	1.773	5.167	-45.16	-13.63	0.265	-1.431	0.185	0.118	491.7	254
303	10/30/2010 11:00	1100	-7.97	67.24	1.22	335.4	-40.9	-13.47	0.234	-1.467	0.183	0.117	491.7	254
303	10/30/2010 12:00	1200	-6.02	60.47	0.258	342.6	-31.58	-13.29	0.204	-1.495	0.181	0.111	491.7	254
303	10/30/2010 13:00	1300	-3.857	51.95	0.284	292.5	-8.4	-12.8	0.168	-1.513	0.179	0.114	491.6	253.9
303	10/30/2010 14:00	1400	-1.237	45.29	0.525	68.03	6.439	-10.4	0.13	-1.458	0.177	0.116	491.6	253.9
303	10/30/2010 15:00	1500	-0.205	42.95	0.393	39.18	-23.84	-7.95	0.094	-1.339	0.175	0.114	491.7	254
303	10/30/2010 16:00	1600	-2.039	50.51	0.34	114.1	-17.67	-8.03	0.069	-1.291	0.174	0.118	491.7	254
303	10/30/2010 17:00	1700	-2.726	57.62	1.055	184.1	-24.55	-8.52	0.048	-1.295	0.174	0.121	491.7	254
303	10/30/2010 18:00	1800	-4.183	63.77	0.52	180.5	-43.67	-9.07	0.026	-1.316	0.173	0.119	491.7	254
303	10/30/2010 19:00	1900	-5.243	68.43	0.949	140.4	-41	-10.73	0.003	-1.392	0.173	0.12	491.7	254
303	10/30/2010 20:00	2000	-5.743	71	0.584	159.8	-15.49	-11.93	-0.022	-1.483	0.172	0.121	491.7	254
303	10/30/2010 21:00	2100	-5.425	70.8	1.018	153.6	-17.87	-10.95	-0.053	-1.497	0.171	0.121	491.7	254
303	10/30/2010 22:00	2200	-4.876	66.12	1.294	166.5	-22.55	-9.74	-0.084	-1.463	0.17	0.122	491.7	254
303	10/30/2010 23:00	2300	-5.619	66.59	0.831	161.5	-41.15	-9.44	-0.107	-1.442	0.17	0.123	491.7	254
304	10/31/2010 0:00	2400	-6.748	70.7	0.452	74.1	-52.15	-11	-0.128	-1.493	0.169	0.122	491.7	254
304	10/31/2010 1:00	100	-7.6	75.5	0.574	81.2	-48.96	-13.42	-0.153	-1.604	0.169	0.119	491.7	254
304	10/31/2010 2:00	200	-8.49	75.1	1.146	70.1	-49.75	-15.04	-0.187	-1.719	0.168	0.121	491.7	254
304	10/31/2010 3:00	300	-8.48	73.6	1.325	57.17	-50.03	-16.62	-0.236	-1.813	0.167	0.121	491.7	254
304	10/31/2010 4:00	400	-8.4	71.3	0.989	59.69	-50.56	-15.91	-0.294	-1.89	0.166	0.122	491.6	253.9
304	10/31/2010 5:00	500	-8.75	72.2	1.293	74.3	-51.22	-16.25	-0.358	-1.96	0.165	0.121	491.6	253.9
304	10/31/2010 6:00	600	-7.23	65.63	1.671	104.5	-56.12	-16.41	-0.422	-2.027	0.163	0.121	491.6	253.9
304	10/31/2010 7:00	700	-7.05	66.11	1.468	128	-55.64	-15.83	-0.488	-2.061	0.162	0.115	491.6	253.9
304	10/31/2010 8:00	800	-7.8	70.9	0.923	90.9	-52.74	-15.78	-0.549	-2.096	0.161	0.116	491.6	253.9
304	10/31/2010 9:00	900	-7.85	72.2	1.311	103.3	-53.15	-16.31	-0.607	-2.152	0.16	0.119	491.6	253.9
304	10/31/2010 10:00	1000	-7.45	70.6	1.338	138	-53	-16.4	-0.666	-2.207	0.159	0.118	491.7	254
304	10/31/2010 11:00	1100	-6.294	67.05	1.669	132.3	-46.13	-15.96	-0.724	-2.236	0.159	0.122	491.6	253.9
304	10/31/2010 12:00	1200	-4.926	64.13	2.533	153.8	-42.2	-14.45	-0.777	-2.219	0.158	0.12	491.6	253.9
304	10/31/2010 13:00	1300	-3.845	61.33	3.788	156.1	-36.97	-12.11	-0.812	-2.131	0.157	0.12	491.6	253.9
304	10/31/2010 14:00	1400	-2.941	58.58	4.682	158.7	-35	-9.77	-0.821	-2.003	0.157	0.121	491.7	254
304	10/31/2010 15:00	1500	-2.714	57.82	5.91	163	-29.62	-8.17	-0.803	-1.875	0.157	0.12	491.7	254
304	10/31/2010 16:00	1600	-2.643	57.15	5.808	158.9	-44.19	-7.46	-0.771	-1.774	0.157	0.119	491.5	253.8
304	10/31/2010 17:00	1700	-3.383	59.69	5.462	150.6	-56.56	-7.73	-0.736	-1.728	0.158	0.121	491.7	254
304	10/31/2010 18:00	1800	-4.039	61.64	5.823	143	-61.3	-8.71	-0.706	-1.738	0.158	0.122	491.8	254.1
304	10/31/2010 19:00	1900	-4.463	63.39	4.651	152.8	-49.72	-9.31	-0.693	-1.768	0.158	0.122	491.9	254.2
304	10/31/2010 20:00	2000	-4.83	64.3	4.561	149.1	-51.66	-9.62	-0.693	-1.793	0.158	0.122	491.8	254.1
304	10/31/2010 21:00	2100	-4.309	58.77	3.022	106.7	-33.12	-9.67	-0.7	-1.817	0.158	0.123	491.7	254
304	10/31/2010 22:00	2200	-4.319	58.05	3.515	139.2	-23.31	-9.26	-0.711	-1.819	0.158	0.122	491.8	254.1
304	10/31/2010 23:00	2300	-4.822	60.79	3.038	159.7	-15.96	-8.77	-0.72	-1.802	0.158	0.122	491.7	254
305	11/1/2010 0:00	2400	-4.715	59.36	4.048	130.3	-14.43	-8.37	-0.723	-1.78	0.158	0.121	491.7	254
305	11/1/2010 1:00	100	-4.307	56.75	5.796	118.8	-14.35	-7.99	-0.721	-1.757	0.158	0.121	491.7	254
305	11/1/2010 2:00	200	-4.5	61.77	6.813	142.9	-13.98	-7.74	-0.718	-1.741	0.158	0.122	491.7	254
305	11/1/2010 3:00	300	-5.174	70.8	5.632	130.4	-10.4	-7.88	-0.713	-1.738	0.158	0.122	491.7	254
305	11/1/2010 4:00	400	-4.736	66.96	5.842	117.2	-16.6	-7.63	-0.708	-1.728	0.158	0.121	491.8	254.1
305	11/1/2010 5:00	500	-4.986	68.7	4.026	141.1	-16.58	-7.57	-0.705	-1.719	0.158	0.122	491.8	254.1
305	11/1/2010 6:00	600	-5.368	78.1	3.146	140.6	-6.614	-7.65	-0.703	-1.715	0.158	0.122	491.9	254.2
305	11/1/2010 7:00	700	-4.952	76.4	3.563	151.7	-8.16	-7.25	-0.701	-1.698	0.158	0.122	491.9	254.2
305	11/1/2010 8:00	800	-4.484	73.6	2.841	145.6	-15.42	-7.09	-0.696	-1.677	0.158	0.122	491.8	254.1
305	11/1/2010 9:00	900	-4.4	74.5	2.767	157.3	-24.48	-7.09	-0.69	-1.663	0.158	0.121	491.8	254.1
305	11/1/2010 10:00	1000	-4.546	74.5	2.747	158.4	-51.66	-7.5	-0.685	-1.67	0.158	0.122	491.8	254.1
305	11/1/2010 11:00	1100	-4.442	74	2.361	144.2	-51.43	-8.78	-0.69	-1.724	0.158	0.121	491.9	254.2
305	11/1/2010 12:00	1200	-2.623	65.91	2.033	136.2	-40.97	-9.2	-0.705	-1.776	0.158	0.117	491.8	254.1
305	11/1/2010 13:00	1300	-1.92	61.32	2.549	136.8	-39.74	-8.58	-0.72	-1.781	0.158	0.12	491.8	254.1
305	11/1/2010 14:00	1400	-1.685	63.81	3.557	152.3	-29.76	-7.62	-0.74	-1.754	0.157	0.122	491.7	254
305	11/1/2010 15:00	1500	-1.931	64.84	2.469	131.4	-26.69	-6.5	-0.744	-1.69	0.157	0.121	491.7	254
305	11/1/2010 16:00	1600	-1.921	67.62	2.731	158.3	-2.794	-6.138	-0.734	-1.645	0.157	0.122	491.7	254
305	11/1/2010 17:00	1700	-2.209	71.1	3.227	152.6	-11.71	-5.324	-0.72	-1.588	0.158	0.122	491.7	254
305	11/1/2010 18:00	1800	-2.257	71.4	3.235	140.5	-26.25	-5.157	-0.698	-1.545	0.158	0.121	491.7	254
305	11/1/2010 19:00	1900	-2.331	70.8	2.368	124	-30.69	-5.743	-0.677	-1.537	0.158	0.123	491.7	254
305	11/1/2010 20:00	2000	-1.925	69.82	3.136	125.4	-26.94	-4.136	-0.664	-1.549	0.158	0.122	491.8	254.1
305	11/1/2010 21:00	2100	-2.106	70.6	3.446	136.4	-47.36	-5.998	-0.642	-1.528	0.158	0.123	491.8	254.1
305	11/1/2010 22:00	2200	-2.182	74.8	4.681	158.3	-21.99	-4.578	-0.654	-1.561	0.158	0.123	491.8	254.1
305	11/1/2010 23:00	2300	-1.923	77.7	3.735	148.3	-18.54	-5.904	-0.653	-1.546	0.158	0.122	491.9	254.2
305	11/2/2010 0:00	2400	-1.192	73.8	5.234	161.7	-23.87	-5.235	-0.647	-1.508	0.158	0.122	491.9	254.2
306	11/2/2010 1:00	100	-1.244	79.7	5.212	166.5	-7.11	-4.873	-0.634	-1.475	0.158	0.123	491.8	254.1
306	11/2/2010 2:00	200	-0.605	76	4.61	167.8	-23.98	-4.216	-0.617	-1.431	0.158	0.122	491.8	254.1
306	11/2/2010 3:00	300	-0.068	70.9	5.476	171.7	-12.25	-4.078	-0.595	-1.396	0.159	0.122	491.9	254.2
306	11/2/2010 4:00	400	-0.093	71.2	4.695	181.6	-7.04	-3.627	-0.572	-1.358	0.159	0.122	492	254.3
306	11/2/2010 5:00	500</												



Faro Meteorological Data January 01 - December 31, 2010



Faro Climate Station - 2010 data

Note: Cumulative precipitation is calculated in column 'V', while raw instrument numbers are seen in column 'U'.

-0.1

Julian Day	Date	Hr	Tair	RH %	WindV	WindD	NetRad	SoilHF	SoilT2	SoilT3	Soil W	SnoD	Precip	Precip (rev)
308	11/4/2010 7:00	700	2.588	73.5	5.017	137.3	-33.11	-1.074	-0.393	-1.038	0.16	0.038	492.7	255
308	11/4/2010 8:00	800	2.286	75.2	3.988	141.1	-27.55	-1.074	-0.312	-0.345	0.161	0.038	492.7	254.8
308	11/4/2010 9:00	900	2.279	74.8	3.373	143.9	-30.78	-1.191	-0.311	-0.992	0.161	0.037	492.8	255.1
308	11/4/2010 10:00	1000	2.299	76.6	4.686	154	-11.66	-1.25	-0.281	-0.977	0.162	0.037	492.5	254.8
308	11/4/2010 11:00	1100	2.108	78.4	3.01	155.5	-5.941	-0.819	-0.256	-0.946	0.162	0.036	492.8	255.1
308	11/4/2010 12:00	1200	1.931	80.1	3.556	154.4	0.744	-0.473	-0.23	-0.911	0.162	0.036	492.4	254.7
308	11/4/2010 13:00	1300	1.715	83.2	3.008	152.6	2.578	-0.122	-0.199	-0.875	0.163	0.035	492.3	254.6
308	11/4/2010 14:00	1400	1.96	81.3	3.987	158	14.76	0.175	-0.166	-0.84	0.163	0.033	492.8	255.1
308	11/4/2010 15:00	1500	1.672	85.1	5.492	164.7	7.81	0.4	-0.133	-0.808	0.163	0.036	492.8	255.1
308	11/4/2010 16:00	1600	1.938	84.9	5.197	172.3	-2.214	0.435	-0.11	-0.78	0.164	0.041	492.5	254.8
308	11/4/2010 17:00	1700	0.378	91.7	7.11	232.3	-10.26	0.476	-0.068	-0.756	0.165	0.045	492.1	255.8
308	11/4/2010 18:00	1800	-0.145	83.1	8.04	244.4	-20.08	0.439	-0.034	-0.734	0.165	0.044	492.5	254.8
308	11/4/2010 19:00	1900	0.159	70.9	7.22	237.8	-33.11	0.093	-0.005	-0.723	0.166	0.044	493.1	255.4
308	11/4/2010 20:00	2000	-0.07	68.53	5.22	234	-30.77	-1.36	0.019	-0.76	0.167	0.044	492.8	255.1
308	11/4/2010 21:00	2100	0.029	62.27	4.435	233.9	-21.42	-2.298	0.042	-0.803	0.167	0.043	492.7	255
308	11/4/2010 22:00	2200	0.226	54.68	7.97	234.9	-24.07	-2.933	0.054	-0.842	0.167	0.042	492.7	255
308	11/4/2010 23:00	2300	-0.202	54.99	8.64	238.1	-22.17	-3.76	0.051	-0.888	0.167	0.042	492.4	254.7
309	11/5/2010 0:00	2400	-0.778	60.06	9.38	239.4	-12.47	-4.574	0.032	-0.941	0.167	0.041	492.5	254.8
309	11/5/2010 1:00	100	-1.838	72	8.16	242.3	-7.88	-4.941	-0.004	-0.988	0.166	0.035	492.1	254.4
309	11/5/2010 2:00	200	-2.205	74.4	9.8	239.4	-9.17	-5.239	-0.046	-1.025	0.166	0.038	492.6	254.9
309	11/5/2010 3:00	300	-2.268	73.6	7.42	253.1	-9.77	-5.736	-0.095	-1.071	0.165	0.038	492.4	254.7
309	11/5/2010 4:00	400	-2.822	79.1	6.798	253.7	-9.59	-5.803	-0.147	-1.109	0.165	0.041	492.7	255
309	11/5/2010 5:00	500	-2.409	69.71	8.11	249.4	-14.33	-6.123	-0.202	-1.145	0.164	0.036	492.2	254.5
309	11/5/2010 6:00	600	-2.314	65.66	7.47	251.7	-20.12	-6.668	-0.254	-1.192	0.163	0.038	492.4	254.7
309	11/5/2010 7:00	700	-2.519	66.62	7.06	251.6	-22.23	-7.18	-0.312	-1.245	0.163	0.035	492.6	254.9
309	11/5/2010 8:00	800	-2.833	66.51	7.74	256.3	-25.8	-7.6	-0.374	-1.297	0.162	0.036	492.4	254.7
309	11/5/2010 9:00	900	-2.839	66.19	7.69	257.9	-29.34	-8.24	-0.441	-1.359	0.161	0.036	492.5	254.8
309	11/5/2010 10:00	1000	-3.11	66.25	6.853	261.3	-27.88	-8.84	-0.511	-1.427	0.161	0.036	492.5	254.8
309	11/5/2010 11:00	1100	-3.293	66.74	4.262	274.6	-4.793	-8.64	-0.584	-1.473	0.16	0.034	492.5	254.8
309	11/5/2010 12:00	1200	-3.004	63.86	6	258.5	-3.663	-7.86	-0.652	-1.481	0.159	0.033	492.5	254.8
309	11/5/2010 13:00	1300	-2.799	61.09	6.217	253.5	4.843	-8.33	-0.694	-1.517	0.159	0.034	492.4	254.7
309	11/5/2010 14:00	1400	-2.614	59.43	5.742	261	29.2	-7.79	-0.726	-1.532	0.159	0.035	492.4	254.7
309	11/5/2010 15:00	1500	-2.575	57.86	4.991	262.8	25.74	-7.01	-0.731	-1.51	0.159	0.036	492.8	255.1
309	11/5/2010 16:00	1600	-2.791	57.39	4.947	258.8	-11.06	-6.399	-0.725	-1.485	0.159	0.034	492.4	254.7
309	11/5/2010 17:00	1700	-2.836	56.59	3.465	258.6	-40.82	-7.35	-0.728	-1.516	0.159	0.033	492.5	254.8
309	11/5/2010 18:00	1800	-3.985	59.06	1.97	231.5	-69.99	-9.06	-0.769	-1.604	0.158	0.032	492.5	254.8
309	11/5/2010 19:00	1900	-4.956	61.96	1.001	186.2	-67.4	-11.77	-0.86	-1.757	0.157	0.032	492.5	254.8
309	11/5/2010 20:00	2000	-5.634	66.03	1.224	100.1	-56.27	-14.08	-1.1	-1.95	0.157	0.034	492.4	254.7
309	11/5/2010 21:00	2100	-6.589	70.2	1.305	66.86	-57.3	-14.58	-1.171	-2.105	0.155	0.033	492.4	254.7
309	11/5/2010 22:00	2200	-6.709	69.53	1.527	31.29	-46.02	-14.73	-1.344	-2.221	0.153	0.034	492.4	254.7
309	11/5/2010 23:00	2300	-6.447	68.72	0.936	45.58	-34.23	-13.92	-1.504	-2.282	0.152	0.034	492.4	254.7
309	11/6/2010 0:00	2400	-6.172	67.74	1.311	45.26	-33.8	-13	-1.634	-2.306	0.151	0.034	492.4	254.7
310	11/6/2010 1:00	100	-6.815	67.35	1.318	35.42	-31.18	-12.44	-1.731	-2.322	0.15	0.038	492.4	254.7
310	11/6/2010 2:00	200	-6.01	64.85	0.871	176.33	-44.95	-12.35	-1.805	-2.341	0.149	0.034	492.4	254.7
310	11/6/2010 3:00	300	-6.372	67.22	1.592	42.43	-53.19	-13.27	-1.878	-2.41	0.148	0.034	492.4	254.7
310	11/6/2010 4:00	400	-6.725	70.3	1.521	26.64	-53.21	-13.92	-1.968	-2.494	0.148	0.032	492.4	254.7
310	11/6/2010 5:00	500	-6.676	71.6	1.242	33.63	-56.16	-14.59	-2.071	-2.58	0.147	0.032	492.4	254.7
310	11/6/2010 6:00	600	-6.512	73	1.941	10.53	-53.06	-14.98	-2.183	-2.668	0.146	0.036	492.4	254.7
310	11/6/2010 7:00	700	-6.426	73.3	1.225	70.9	-49.46	-14.55	-2.292	-2.718	0.145	0.035	492.4	254.7
310	11/6/2010 8:00	800	-5.911	71.9	0.94	47.1	-48.48	-14.41	-2.388	-2.768	0.145	0.034	492.4	254.7
310	11/6/2010 9:00	900	-5.473	71.7	1.087	93.1	-46.36	-14.6	-2.472	-2.822	0.144	0.034	492.4	254.7
310	11/6/2010 10:00	1000	-5.03	72.6	2.51	143.9	-40.45	-13.65	-2.55	-2.846	0.144	0.033	492.4	254.7
310	11/6/2010 11:00	1100	-4.443	70.4	3.547	156.4	-27.08	-12.1	-2.588	-2.806	0.143	0.034	492.4	254.7
310	11/6/2010 12:00	1200	-4.343	70.4	3.012	160.6	-13.19	-10.47	-2.581	-2.734	0.143	0.034	492.4	254.7
310	11/6/2010 13:00	1300	-3.654	67.4	2.92	158.4	-4.971	-9.04	-2.53	-2.643	0.143	0.034	492.4	254.7
310	11/6/2010 14:00	1400	-3.207	65.33	3.111	154.5	5.977	-8.16	-2.448	-2.557	0.143	0.033	492.4	254.7
310	11/6/2010 15:00	1500	-2.579	63.45	2.955	154.3	14.32	-6.942	-2.349	-2.459	0.144	0.033	492.5	254.8
310	11/6/2010 16:00	1600	-2.058	60.85	3.897	164	4.517	-5.949	-2.228	-2.352	0.145	0.033	492.5	254.8
310	11/6/2010 17:00	1700	-2.694	62.34	3.464	167.6	-35.56	-6.757	-2.106	-2.307	0.145	0.034	492.6	254.9
310	11/6/2010 18:00	1800	-2.836	61.3	3.28	160.1	-42.51	-7.31	-2.241	-2.311	0.144	0.034	492.4	254.7
310	11/6/2010 19:00	1900	-4.115	67.41	2.029	160.6	-46.93	-9.09	-2.017	-2.391	0.145	0.034	492.6	254.9
310	11/6/2010 20:00	2000	-4.442	67.75	1.395	156.5	-49.38	-10.56	-2.048	-2.482	0.146	0.034	492.6	254.9
310	11/6/2010 21:00	2100	-4.379	67.89	1.422	25.69	-28.23	-11.28	-2.118	-2.579	0.145	0.032	492.6	254.9
310	11/6/2010 22:00	2200	-4.351	68.24	2.113	108.1	-19.37	-10.06	-2.184	-2.586	0.145	0.034	492.6	254.9
310	11/6/2010 23:00	2300	-4.215	67.16	2.142	98.5	-42.95	-9.39	-2.217	-2.566	0.145	0.033	492.6	254.9
310	11/7/2010 0:00	2400	-4.652	68.35	1.6	49.14	-52.57	-10.51	-2.24	-2.613	0.145	0.033	492.6	254.9
311	11/7/2010 1:00	100	-4.195	66.21	1.128	14.57	-48.38	-11.92	-2.297	-2.712	0.144	0.034	492.6	254.9
311	11/7/2010 2:00	200	-4.941	69.1	3.454	146.9	-56.6	-14.6	-2.376	-2.783	0.144	0.037	492.5	254.8
311	11/7/2010 3:00	300	-4.975	70.3	2.157	129.4	-51.15	-12.06	-2.453	-2.831	0.144	0.034	492.6	254.9
311	11/7/2010 4:00	400	-5.634	74.5	1.303	60.03	-43.72	-12.36	-2.523	-2.881	0.143	0.034	492.5	254.8
311	11/7/2010 5:00	500	-5.517	74.8	1.255	19.42	-29.4	-12.42	-2.595	-2.931	0.143	0.033	492.5	254.8
311	11/7/2010 6:00	600	-5.359	74.7	0.996	13.99	-28.19	-11.47	-2.65	-2.93	0.143	0.034	492.5	254.8
311	11/7/2010 7:00	700	-5.245	75.8	0.937	35.16	-38.45	-11.03	-2.679	-2.923	0.143	0.032	492.5	254.8
311	11/7/2010 8:00	800	-5.271	73.5	0.681	274.9	-35.32	-12.26	-2.704	-2.975	0.142	0.035	492.5	254.8
311	11/7/2010 9:00	900	-5.343	73	0.991	85.9	-17.46	-12.03	-2.754	-3.02	0.142	0.034	492.5	254.8



Faro Climate Station - 2010 data

Note: Cumulative precipitation is calculated in column 'V', while raw instrument numbers are seen in column 'U'.

-0.1

Julian Day	Date	HR	Tair	RH %	WindV	WindD	NetRad	SoilHF	SoilT2	SoilT3	Soil W	SnoD	Precip	Precip (rev)
313	11/9/2010 12:00	1200	-7.56	67.04	1.212	52.98	0.828	-13.43	-2.946	-3.533	0.141	0.046	495.2	257.5
313	11/9/2010 13:00	1300	-7.24	61.3	1.285	55.83	0.868	-13.23	-2.952	-3.522	0.14	0.044	495.2	257.5
313	11/9/2010 14:00	1400	-2.633	50.96	0.82	79.5	-25.57	-12	-3.019	-3.548	0.14	0.033	495.1	257.4
313	11/9/2010 15:00	1500	-1.49	47.18	0.77	74.4	-45.17	-11.54	-3.021	-3.533	0.14	0.04	495.1	257.4
313	11/9/2010 16:00	1600	-3.072	55.67	0.989	114.8	-30.47	-11.39	-3.019	-3.531	0.14	0.047	495.1	257.4
313	11/9/2010 17:00	1700	-5.993	66.16	0.663	108.3	-18.7	-11.65	-3.024	-3.548	0.14	0.048	495.2	257.5
313	11/9/2010 18:00	1800	-10.07	78.8	1.642	38.81	-21.09	-12.48	-3.048	-3.606	0.14	0.056	495.3	257.6
313	11/9/2010 19:00	1900	-11.31	79.9	2.182	26.99	-17.84	-12.57	-3.085	-3.652	0.14	0.057	495.3	257.6
313	11/9/2010 20:00	2000	-11.76	81.2	1.898	33.79	-18.73	-12.1	-3.121	-3.664	0.14	0.059	495.3	257.6
313	11/9/2010 21:00	2100	-11.66	82.1	1.605	37.69	-14.52	-11.9	-3.15	-3.678	0.139	0.058	495.2	257.5
313	11/9/2010 22:00	2200	-10.66	83.4	1.274	55.04	-10.84	-11.15	-3.173	-3.667	0.139	0.059	495.2	257.5
313	11/9/2010 23:00	2300	-9.69	82.9	0.979	33.77	-8.6	-9.8	-3.173	-3.61	0.139	0.06	495.2	257.5
313	11/10/2010 0:00	2400	-9.8	81.3	1.535	97.2	-8.09	-8.7	-3.146	-3.536	0.139	0.061	495.2	257.5
314	11/10/2010 1:00	100	-9.09	80.9	1.034	88.3	-8.88	-8.09	-3.104	-3.471	0.139	0.06	495.2	257.5
314	11/10/2010 2:00	200	-8.61	82.6	0.529	56.71	-7.64	-7.61	-3.059	-3.415	0.139	0.059	495.4	257.7
314	11/10/2010 3:00	300	-8.72	82.9	0.785	104.7	-5.034	-7.15	-3.012	-3.359	0.14	0.06	495.3	257.6
314	11/10/2010 4:00	400	-9.57	86.4	1.981	113.3	-4.385	-6.878	-2.962	-3.209	0.14	0.06	495.3	257.6
314	11/10/2010 5:00	500	-9.31	85.6	1.54	114.8	-6.664	-6.878	-2.916	-3.277	0.14	0.061	495.4	257.7
314	11/10/2010 6:00	600	-9.36	86.5	1.682	109.1	-4.284	-6.837	-2.874	-3.249	0.14	0.058	495.6	257.9
314	11/10/2010 7:00	700	-9.24	86.8	1.607	100.9	-5.151	-6.613	-2.837	-3.219	0.14	0.06	495.5	257.8
314	11/10/2010 8:00	800	-9	86.4	1.272	120.6	-5.273	-6.408	-2.802	-3.187	0.141	0.06	495.5	257.8
314	11/10/2010 9:00	900	-8.82	84.7	0.94	107.6	-6.16	-6.233	-2.764	-3.154	0.141	0.06	495.4	257.7
314	11/10/2010 10:00	1000	-8.82	83.9	1.266	95.8	-7.3	-6.213	-2.727	-3.126	0.141	0.06	495.4	257.7
314	11/10/2010 11:00	1100	-8.51	83.2	1.16	107.3	-10.46	-6.194	-2.693	-3.103	0.141	0.058	495.4	257.7
314	11/10/2010 12:00	1200	-7.93	81.5	1.23	123.8	-18.55	-5.832	-2.661	-3.074	0.141	0.058	495.4	257.7
314	11/10/2010 13:00	1300	-6.607	77.1	1.065	107.2	-24.89	-5.233	-2.625	-3.025	0.141	0.058	495.4	257.7
314	11/10/2010 14:00	1400	-5.407	72.7	0.626	257.1	-39.25	-4.565	-2.575	-2.959	0.141	0.052	495.4	257.7
314	11/10/2010 15:00	1500	-2.823	60.6	0.659	151.7	-35.46	-4.645	-2.517	-2.908	0.142	0.039	495.3	257.6
314	11/10/2010 16:00	1600	-3.637	63.53	0.924	190.2	-22.82	-6.175	-2.477	-2.938	0.142	0.036	495.3	257.6
314	11/10/2010 17:00	1700	-5.198	69.36	0.719	172.1	-15.03	-7.58	-2.473	-3.009	0.142	0.045	495.4	257.7
314	11/10/2010 18:00	1800	-9.16	82.6	1.699	34.68	-15.43	-9.24	-2.504	-3.123	0.142	0.054	495.5	257.8
314	11/10/2010 19:00	1900	-10.72	84.2	1.71	34.77	-15.74	-10.11	-2.56	-3.23	0.142	0.053	495.5	257.8
314	11/10/2010 20:00	2000	-10.84	83.7	1.942	21.52	-18.6	-10.38	-2.623	-3.306	0.141	0.05	495.4	257.7
314	11/10/2010 21:00	2100	-10.47	82.9	1.516	31.9	-18.42	-10.53	-2.684	-3.368	0.141	0.052	495.4	257.7
314	11/10/2010 22:00	2200	-11.06	83.4	0.615	41.3	-18.85	-10.66	-2.743	-3.425	0.141	0.054	495.4	257.7
314	11/10/2010 23:00	2300	-10.38	80.9	0.883	85.2	-17.05	-11.3	-2.804	-3.504	0.14	0.054	495.3	257.6
314	11/11/2010 0:00	2400	-9.54	76.9	1.952	49.52	-14.9	-11.14	-2.867	-3.56	0.14	0.056	495.3	257.6
315	11/11/2010 1:00	100	-9.04	74.5	0.999	329.7	-16.34	-10.25	-2.915	-3.565	0.14	0.053	495.3	257.6
315	11/11/2010 2:00	200	-9.52	77.4	0.348	44.65	-12.6	-10.02	-2.942	-3.57	0.14	0.053	495.3	257.6
315	11/11/2010 3:00	300	-9.52	77.6	1.206	39.38	-17.63	-10.43	-2.972	-3.603	0.14	0.057	495.3	257.6
315	11/11/2010 4:00	400	-9.26	79.3	1.257	113.8	-16.2	-10.21	-3.003	-3.625	0.14	0.06	495.3	257.6
315	11/11/2010 5:00	500	-9.34	80.7	1.249	95.6	-9.06	-10.2	-3.029	-3.646	0.14	0.058	495.3	257.6
315	11/11/2010 6:00	600	-8.53	83.2	1.022	105.9	-9.59	-9.21	-3.046	-3.627	0.139	0.059	495.3	257.6
315	11/11/2010 7:00	700	-7.9	82.8	1.099	136.5	-4.775	-7.83	-3.039	-3.56	0.139	0.059	495.4	257.7
315	11/11/2010 8:00	800	-7.82	81.1	0.844	163.4	-8.18	-6.954	-3.006	-3.487	0.139	0.06	495.3	257.6
315	11/11/2010 9:00	900	-7.31	77.6	1.424	158.4	-10.94	-6.663	-2.963	-3.432	0.14	0.062	495.4	257.7
315	11/11/2010 10:00	1000	-7.32	78.8	2.151	163.1	-11.15	-6.969	-2.926	-3.41	0.14	0.063	495.3	257.6
315	11/11/2010 11:00	1100	-6.947	78	1.232	117.3	-12.89	-6.763	-2.896	-3.391	0.14	0.062	495.3	257.6
315	11/11/2010 12:00	1200	-6.347	76.4	2.106	137.1	-22.16	-5.928	-2.862	-3.336	0.14	0.06	495.3	257.6
315	11/11/2010 13:00	1300	-6.122	76.2	1.413	147.1	-24.1	-5.312	-2.817	-3.271	0.14	0.061	495.3	257.6
315	11/11/2010 14:00	1400	-5.888	75.7	1.114	117.7	-25.6	-4.956	-2.765	-3.212	0.141	0.06	495.3	257.6
315	11/11/2010 15:00	1500	-5.569	75.9	1.146	131.1	-26.63	-5.156	-2.717	-3.18	0.141	0.061	495.3	257.6
315	11/11/2010 16:00	1600	-5.247	76.4	2.142	164.2	-28.91	-4.78	-2.674	-3.138	0.141	0.064	495.4	257.7
315	11/11/2010 17:00	1700	-5.805	79.1	4.461	166.7	-20.68	-4.574	-2.627	-3.091	0.141	0.064	495.3	257.6
315	11/11/2010 18:00	1800	-6.061	84.7	2.158	153.6	-15.19	-4.99	-2.579	-3.071	0.141	0.064	495.5	257.8
315	11/11/2010 19:00	1900	-6.036	79.4	2.294	180.8	-33	-5.082	-2.542	-3.058	0.141	0.063	495.4	257.7
315	11/11/2010 20:00	2000	-5.777	78	1.713	231.6	-34.67	-5.751	-2.517	-3.073	0.141	0.063	495.5	257.8
315	11/11/2010 21:00	2100	-6.021	78.9	1.527	183	-34.74	-6.344	-2.51	-3.104	0.141	0.063	495.5	257.8
315	11/11/2010 22:00	2200	-5.745	79.2	2.297	174.7	-23.83	-6.706	-2.514	-3.133	0.142	0.067	495.4	257.7
315	11/11/2010 23:00	2300	-5.239	78.3	2.25	183.5	-15.97	-5.138	-2.477	-3.137	0.142	0.068	495.4	257.7
315	11/12/2010 0:00	2400	-2.055	78.8	1.55	194.1	-38.01	-5.716	-2.511	-3.111	0.141	0.067	495.5	257.8
316	11/12/2010 1:00	100	-5.282	80.9	4.367	168.1	-53.14	-6.093	-2.497	-3.105	0.142	0.066	495.5	257.8
316	11/12/2010 2:00	200	-5.445	79.7	1.593	136.7	-46.31	-6.635	-2.494	-3.132	0.142	0.066	495.5	257.8
316	11/12/2010 3:00	300	-5.007	75.9	2.738	149.4	-53.35	-7.01	-2.501	-3.162	0.141	0.066	495.5	257.8
316	11/12/2010 4:00	400	-4.331	73.8	3.992	172.3	-40.87	-7.22	-2.515	-3.194	0.141	0.068	495.5	257.8
316	11/12/2010 5:00	500	-3.843	71.7	5.223	173.5	-45.94	-6.946	-2.525	-3.2	0.141	0.072	495.4	257.7
316	11/12/2010 6:00	600	-3.36	69.05	5.48	177.5	-40.6	-6.554	-2.525	-3.186	0.141	0.08	495.5	257.8
316	11/12/2010 7:00	700	-3.12	68.44	4.727	170.5	-27.13	-5.96	-2.524	-3.158	0.141	0.08	495.5	257.8
316	11/12/2010 8:00	800	-2.994	68.8	6.268	170.1	-43.56	-5.328	-2.495	-3.119	0.141	0.079	495.4	257.7
316	11/12/2010 9:00	900	-3.018	69.97	5.026	164.8	-50.81	-5.215	-2.471	-3.085	0.142	0.077	495.5	257.8
316	11/12/2010 10:00	1000	-2.857	71.1	3.85	160	-26.27	-6.022	-2.447	-3.103	0.142	0.077	495.5	257.8
316	11/12/2010 11:00	1100	-2.863	80.9	3.864	155.5	-2.376	-5.289	-2.426	-3.086	0.142	0.08	495.8	258.1
316	11/12/2010 12:00	1200	-3.13	90.1	3.045	153	-0.269	-3.74	-2.395	-3.001	0.142	0.088	496	258.3
316	11/12/2010 13:00	1300	-2.515	84.8	3.608	159.8	-0.574	-2.71	-2.346	-2.904	0.142	0.091	496.2	258.5
316	11/12/2010 14:00	1400	-1.884	78.8	4.05	156.7	-13.14	-2.046	-2.288	-2.812	0.142	0.089	49	



Faro Climate Station - 2010 data

Note: Cumulative precipitation is calculated in column 'V', while raw instrument numbers are seen in column 'U'.

-0.1

Julian Day	Date	Hr	Tair	RH %	WindV	WindD	NetRad	SoilHF	SoilT2	SoilT3	Soil W	SnoD	Precip	Precip (rev)
318	11/14/2010 17:00	1700	-5.532	65.7	0.396	290.9	-16.73	-8.25	-2.7	-3.792	0.141	0.032	496.1	258.4
318	11/14/2010 18:00	1800	-6.185	70.9	0.718	58.9	-30.82	-9.19	-2.696	-3.812	0.141	0.032	496.1	258.4
318	11/14/2010 19:00	1900	-6.85	72.8	0.584	346.3	-46.36	-11.38	-2.712	-3.917	0.141	0.025	496.1	258.4
318	11/14/2010 20:00	2000	-8.67	76.8	0.879	31.14	-53.19	-14.67	-2.761	-4.129	0.141	0.031	496.1	258.4
318	11/14/2010 21:00	2100	-7.88	75.9	0.518	328.1	-26.59	-15.85	-2.846	-4.321	0.14	0.032	496.1	258.4
318	11/14/2010 22:00	2200	-7.77	77.5	0.457	73.1	-21.11	-13.43	-2.94	-4.345	0.14	0.029	496	258.3
318	11/14/2010 23:00	2300	-7.98	80.1	0.378	295.4	-45.54	-12.81	-2.998	-4.33	0.139	0.026	496.1	258.4
318	11/15/2010 0:00	2400	-9.44	85.6	0.876	75.8	-59.35	-15.65	-3.048	-4.476	0.139	0.027	496	258.3
319	11/15/2010 1:00	100	-10.74	86.6	0.96	60.06	-58.71	-18.06	-3.132	-4.688	0.139	0.029	496	258.3
319	11/15/2010 2:00	200	-10.37	86	0.835	95.5	-58.91	-19.29	-3.239	-4.883	0.138	0.025	496	258.3
319	11/15/2010 3:00	300	-11.11	85.1	1.458	46.5	-57.21	-19	-3.356	-5.044	0.138	0.027	496	258.3
319	11/15/2010 4:00	400	-11.7	84.2	1.383	31.34	-56.86	-18.99	-3.471	-5.144	0.137	0.027	496	258.3
319	11/15/2010 5:00	500	-12.15	86.4	0.933	37.09	-56.4	-19.6	-3.579	-5.26	0.137	0.028	496	258.3
319	11/15/2010 6:00	600	-12.26	83.7	1.228	30.06	-55.89	-20.17	-3.69	-5.402	0.136	0.026	495.9	258.2
319	11/15/2010 7:00	700	-13.05	85.5	1.166	32.53	-55.35	-20.3	-3.802	-5.518	0.135	0.027	495.9	258.2
319	11/15/2010 8:00	800	-12.35	85.2	2.046	24.49	-52.28	-20.26	-3.913	-5.627	0.135	0.027	495.9	258.2
319	11/15/2010 9:00	900	-12.55	84.3	2.252	19.81	-52.4	-19.44	-4.015	-5.684	0.135	0.027	495.9	258.2
319	11/15/2010 10:00	1000	-13.05	84.1	1.43	2.198	-55.93	-19.42	-4.107	-5.746	0.134	0.028	495.9	258.2
319	11/15/2010 11:00	1100	-12.89	81.6	1.163	7.04	-51.34	-20.03	-4.191	-5.848	0.133	0.023	496	258.3
319	11/15/2010 12:00	1200	-9.68	71.2	0.346	0.894	-40.64	-20.14	-4.28	-5.946	0.133	0.01	496	258.3
319	11/15/2010 13:00	1300	-7.22	65.49	0.382	83.2	-28.04	-20.13	-4.367	-6.037	0.133	0.019	495.9	258.2
319	11/15/2010 14:00	1400	-7.36	65.44	0.62	305.4	-28.12	-19.25	-4.442	-6.087	0.132	0.019	495.9	258.2
319	11/15/2010 15:00	1500	-6.378	61.24	0.469	144.2	-32.49	-18.57	-4.492	-6.106	0.132	0.014	495.9	258.2
319	11/15/2010 16:00	1600	-7.64	67.38	0.722	110.7	-43.08	-18.49	-4.535	-6.133	0.132	0.018	495.9	258.2
319	11/15/2010 17:00	1700	-10.54	79.9	1.242	156.9	-54.98	-19.12	-4.589	-6.204	0.132	0.028	496	258.3
319	11/15/2010 18:00	1800	-13.88	90.5	1.418	131.1	-56.63	-19.77	-4.652	-6.303	0.132	0.025	496	258.3
319	11/15/2010 19:00	1900	-14.64	87.5	0.629	23.84	-59.15	-20.88	-4.726	-6.42	0.131	0.023	496	258.3
319	11/15/2010 20:00	2000	-15.93	87	0.619	101.6	-54.85	-22.19	-4.817	-6.582	0.131	0.025	496	258.3
319	11/15/2010 21:00	2100	-16.17	87.7	1.532	104.1	-35.98	-22.62	-4.925	-6.732	0.13	0.028	495.9	258.2
319	11/15/2010 22:00	2200	-16.05	87.6	0.597	4.002	-14.67	-20.19	-5.027	-6.754	0.13	0.029	495.9	258.2
319	11/15/2010 23:00	2300	-16.15	87.8	0.44	318.8	-14.67	-17.91	-5.088	-6.678	0.13	0.026	495.9	258.2
319	11/16/2010 0:00	2400	-16.32	86.5	0.265	240.6	-20.7	-16.67	-5.111	-6.614	0.129	0.028	495.8	258.1
320	11/16/2010 1:00	100	-17.05	85.8	0.37	329.7	-20.23	-16.9	-5.124	-6.608	0.129	0.029	495.8	258.1
320	11/16/2010 2:00	200	-17.11	85.6	0.423	309.2	-11.73	-17.01	-5.143	-6.631	0.129	0.03	495.8	258.1
320	11/16/2010 3:00	300	-17.19	85.6	0.262	240	-12.57	-16.3	-5.161	-6.623	0.129	0.031	495.8	258.1
320	11/16/2010 4:00	400	-17.28	85.3	0.446	278	-12.93	-15.97	-5.171	-6.613	0.129	0.03	495.8	258.1
320	11/16/2010 5:00	500	-17.53	85.2	0.795	26.02	-11.92	-16.15	-5.183	-6.631	0.129	0.031	495.8	258.1
320	11/16/2010 6:00	600	-17.41	85.5	1.57	350.3	-10.11	-17.32	-5.198	-6.689	0.129	0.03	495.8	258.1
320	11/16/2010 7:00	700	-17.1	85.5	0.874	314.9	-10.53	-17.37	-5.224	-6.752	0.129	0.03	495.8	258.1
320	11/16/2010 8:00	800	-17.19	85.5	1.671	39.32	-7.2	-16.86	-5.253	-6.766	0.129	0.031	495.8	258.1
320	11/16/2010 9:00	900	-17.14	85.6	1.267	18.8	-8.8	-17.45	-5.279	-6.814	0.129	0.031	495.8	258.1
320	11/16/2010 10:00	1000	-17.09	85.4	0.64	240.1	-10.34	-16.65	-5.31	-6.833	0.129	0.031	495.8	258.1
320	11/16/2010 11:00	1100	-16.92	86.5	0.515	248.8	-10.19	-15.71	-5.335	-6.814	0.129	0.031	495.8	258.1
320	11/16/2010 12:00	1200	-16.63	85.9	0.802	269.8	-9.55	-15.24	-5.351	-6.799	0.129	0.03	495.8	258.1
320	11/16/2010 13:00	1300	-15.88	86.5	0.318	231.7	-22.03	-14.96	-5.357	-6.788	0.129	0.026	495.8	258.1
320	11/16/2010 14:00	1400	-14.55	88.1	0.062	222.6	-27.18	-15.43	-5.366	-6.813	0.129	0.024	495.8	258.1
320	11/16/2010 15:00	1500	-14.63	87.5	0.185	290.7	-10.68	-14.56	-5.391	-6.812	0.128	0.027	495.8	258.1
320	11/16/2010 16:00	1600	-15.06	87	0.486	298.7	-8.91	-13.19	-5.404	-6.737	0.128	0.027	495.8	258.1
320	11/16/2010 17:00	1700	-15.37	86.7	0.199	257.6	-18.09	-13.67	-5.395	-6.724	0.128	0.025	495.8	258.1
320	11/16/2010 18:00	1800	-15.67	86.6	0.451	312.3	-15.37	-15.01	-5.398	-6.78	0.128	0.027	495.8	258.1
320	11/16/2010 19:00	1900	-15.99	86.2	0.461	283	-15.55	-15.31	-5.421	-6.838	0.128	0.027	495.8	258.1
320	11/16/2010 20:00	2000	-16.14	86.2	0.468	300.5	-21.67	-16.22	-5.454	-6.909	0.128	0.027	495.8	258.1
320	11/16/2010 21:00	2100	-16.31	86.1	0.337	284.7	-19.83	-16.98	-5.5	-7	0.128	0.029	495.8	258.1
320	11/16/2010 22:00	2200	-16.21	86.2	0.371	311.3	-17.45	-16.71	-5.555	-7.06	0.128	0.028	495.8	258.1
320	11/16/2010 23:00	2300	-16.32	86	0.398	263	-14.61	-16.51	-5.606	-7.09	0.128	0.028	495.7	258
320	11/17/2010 0:00	2400	-16.18	86.3	0.249	286	-13.56	-15.91	-5.648	-7.11	0.127	0.032	495.7	258
321	11/17/2010 1:00	100	-15.66	86.6	0.584	326.8	-13.59	-15.29	-5.677	-7.1	0.127	0.032	495.7	258
321	11/17/2010 2:00	200	-15.76	86.5	1.294	6.862	-15.37	-15.53	-5.696	-7.12	0.127	0.033	495.7	258
321	11/17/2010 3:00	300	-16.27	85.9	0.443	324.6	-25.19	-16.21	-5.718	-7.16	0.127	0.032	495.7	258
321	11/17/2010 4:00	400	-16.17	85.8	0.879	307.8	-16.74	-16.27	-5.75	-7.2	0.127	0.032	495.7	258
321	11/17/2010 5:00	500	-16.85	85.5	1.28	299.1	-11.98	-16.48	-5.803	-7.28	0.127	0.032	495.7	258
321	11/17/2010 6:00	600	-17.58	84.9	0.848	270.5	-21.68	-17.38	-5.839	-7.34	0.127	0.032	495.7	258
321	11/17/2010 7:00	700	-18.85	83.7	0.968	46.85	-29.21	-19.27	-5.886	-7.48	0.126	0.032	495.7	258
321	11/17/2010 8:00	800	-19.83	83	0.848	35.33	-30.61	-21.07	-5.969	-7.66	0.126	0.031	495.7	258
321	11/17/2010 9:00	900	-19.92	83	0.691	27.33	-32.94	-22.39	-6.077	-7.85	0.125	0.029	495.7	258
321	11/17/2010 10:00	1000	-20.47	82.3	0.333	122.2	-29.75	-23.17	-6.203	-8.03	0.125	0.028	495.7	258
321	11/17/2010 11:00	1100	-20.55	82.9	0.449	344.6	-34.9	-24.05	-6.334	-8.2	0.125	0.025	495.7	258
321	11/17/2010 12:00	1200	-17.81	86.1	0.37	239.9	-19.97	-24.05	-6.466	-8.35	0.124	0.018	495.8	258.1
321	11/17/2010 13:00	1300	-17.14	84.8	0.478	237.7	-6.217	-23.33	-6.588	-8.44	0.123	0.023	495.7	258
321	11/17/2010 14:00	1400	-16.79	80.4	0.877	286.1	-4.666	-22.77	-6.689	-8.51	0.123	0.027	495.7	258
321	11/17/2010 15:00	1500	-16.76	76.4	0.758	299.5	-16.05	-22.47	-6.773	-8.57	0.122	0.021	495.6	257.9
321	11/17/2010 16:00	1600	-15.77	73.1	0.71	306.3	-17.63	-22.28	-6.844	-8.62	0.122	0.025	495.6	257.9
321	11/17/2010 17:00	1700	-19.95	75.8	0.607	301.6	-25.59	-22.91	-6.922	-8.71	0.122	0.03	495.7	258
321	11/17/2010 18:00	1800	-22.19	80.7	0.427	282.7	-32.06	-24.34	-7.02	-8.86	0.121	0.03	495.7	258
321	11/17/2010 19:00	1900	-22.13	81.6	0.459	59.95	-30.84	-25.43	-7.13	-9.02	0.121	0.028	495.7	258



Faro Meteorological Data January 01 - December 31, 2010



Faro Climate Station - 2010 data

Note: Cumulative precipitation is calculated in column 'V', while raw instrument numbers are seen in column 'U'.

-0.1

Julian Day	Date	Hr	Tair	RH %	WindV	WindD	WindS	NetRad	SoilHF	SoilT2	SoilT3	Soil W	SnoD	Precip	Precip (rev)
323	11/19/2010 22:00	2200	-14.79	85.1	1.385	92.3	-11.89	-11.06	-6.324	-7.97	-6.074	0.053	0.053	497.1	259.4
323	11/19/2010 23:00	2300	-14.49	84.9	1.549	93.3	-7.99	-10.11	-7.97	-6.074	-7.97	0.122	0.062	498.1	260.4
323	11/20/2010 0:00	2400	-13.93	85.2	1.126	84.1	-9.9	-9.36	-6.301	-7.91	-6.074	0.122	0.053	497.1	259.4
324	11/20/2010 1:00	100	-13.17	85.2	0.743	88	-7.21	-8.92	-6.279	-7.86	-6.074	0.122	0.052	497.3	259.6
324	11/20/2010 2:00	200	-12.3	81.1	2.56	233.8	-6.676	-7.86	-6.25	-7.78	-6.074	0.122	0.055	497.3	259.6
324	11/20/2010 3:00	300	-12.12	81.5	2.471	223.2	-7.62	-7.35	-6.216	-7.7	-6.074	0.123	0.055	497.2	259.5
324	11/20/2010 4:00	400	-12.06	82.4	3.161	231.3	-6.657	-7.34	-6.176	-7.65	-6.074	0.123	0.054	497.2	259.5
324	11/20/2010 5:00	500	-12.19	82.5	2.167	225.8	-7.52	-7.82	-6.137	-7.62	-6.074	0.123	0.053	497.3	259.6
324	11/20/2010 6:00	600	-11.94	84.1	0.905	184.9	-7.49	-8.13	-6.103	-7.62	-6.074	0.123	0.054	497.3	259.6
324	11/20/2010 7:00	700	-12.01	87.6	0.891	93.3	-2.024	-7.2	-6.074	-7.57	-6.074	0.123	0.062	498.1	260.4
324	11/20/2010 8:00	800	-11.71	89.9	1.248	128.9	-1.461	-6.165	-6.04	-7.48	-6.074	0.123	0.072	499	261.3
324	11/20/2010 9:00	900	-11.35	89.4	1.121	147.2	-1.902	-5.486	-5.998	-7.39	-6.074	0.123	0.075	499.8	262.1
324	11/20/2010 10:00	1000	-11.19	90.2	1.537	142	-0.668	-5.03	-5.951	-7.3	-6.074	0.123	0.079	500.8	263.1
324	11/20/2010 11:00	1100	-10.97	90.3	1.185	129.5	-2.978	-4.654	-5.901	-7.22	-6.074	0.124	0.083	501.3	263.6
324	11/20/2010 12:00	1200	-10.82	89.7	0.929	149.9	-8.01	-4.303	-5.851	-7.14	-6.074	0.124	0.088	501.4	263.7
324	11/20/2010 13:00	1300	-10.42	89	0.556	121.8	-14.35	-3.916	-5.799	-7.06	-6.074	0.124	0.089	501.4	263.7
324	11/20/2010 14:00	1400	-11.45	89	1.039	285.5	-12.07	-3.569	-5.746	-6.975	-6.074	0.124	0.087	501.4	263.7
324	11/20/2010 15:00	1500	-11.23	88.3	0.967	301.2	-11.2	-3.439	-5.692	-6.903	-6.074	0.124	0.09	501.3	263.6
324	11/20/2010 16:00	1600	-11.97	88.7	1.331	281.2	-4.849	-3.44	-5.64	-6.84	-6.074	0.125	0.094	501.2	263.5
324	11/20/2010 17:00	1700	-12.32	89.3	1.274	297.1	0.146	-3.518	-5.591	-6.787	-6.074	0.125	0.093	501.2	263.5
324	11/20/2010 18:00	1800	-12.94	89.5	0.885	320.6	0.156	-3.825	-5.546	-6.75	-6.074	0.125	0.094	501.3	263.6
324	11/20/2010 19:00	1900	-13.31	89.1	0.249	161.5	-0.705	-4.334	-5.508	-6.732	-6.074	0.125	0.095	501.4	263.7
324	11/20/2010 20:00	2000	-13.16	89.2	0.347	2.586	-3.606	-4.716	-5.475	-6.725	-6.074	0.125	0.095	501.5	263.8
324	11/20/2010 21:00	2100	-13.34	88.6	0.712	288.4	1.5	-4.729	-5.449	-6.706	-6.074	0.126	0.095	501.5	263.8
324	11/20/2010 22:00	2200	-13.29	88.9	0.645	303.1	-1.167	-4.729	-5.424	-6.682	-6.074	0.126	0.094	501.6	263.9
324	11/20/2010 23:00	2300	-13.47	88.5	0.674	329.5	2.506	-4.777	-5.4	-6.66	-6.074	0.126	0.092	501.6	263.9
324	11/21/2010 0:00	2400	-13.5	88.7	0.822	151.3	-0.693	-5.109	-5.376	-6.65	-6.074	0.126	0.092	501.6	263.9
325	11/21/2010 1:00	100	-13.68	88.5	0.373	186.7	-0.74	-5.16	-5.358	-6.64	-6.074	0.126	0.085	501.7	264
325	11/21/2010 2:00	200	-13.98	88.3	0.521	61.7	-1.642	-5.156	-5.339	-6.621	-6.074	0.126	0.086	501.7	264
325	11/21/2010 3:00	300	-14.67	88.2	0.683	6.742	-3.807	-5.508	-5.321	-6.619	-6.074	0.126	0.082	501.7	264
325	11/21/2010 4:00	400	-15.5	87.3	0.458	345.6	-1.191	-6.351	-5.309	-6.649	-6.074	0.126	0.083	501.7	264
325	11/21/2010 5:00	500	-16.2	87.4	0.437	84.4	-5.258	-7.23	-5.305	-6.701	-6.074	0.126	0.086	501.6	263.9
325	11/21/2010 6:00	600	-15.96	87.4	0.741	337	-7.53	-7.9	-5.312	-6.758	-6.074	0.126	0.076	501.6	263.9
325	11/21/2010 7:00	700	-15.59	87.5	0.519	327.3	-3.14	-8.3	-5.329	-6.81	-6.074	0.126	0.083	501.6	263.9
325	11/21/2010 8:00	800	-16.28	86.6	0.689	9.06	-9.2	-8.57	-5.348	-6.857	-6.074	0.126	0.085	501.5	263.8
325	11/21/2010 9:00	900	-16.19	86.7	0.702	14.19	-7.16	-8.79	-5.369	-6.897	-6.074	0.126	0.083	501.5	263.8
325	11/21/2010 10:00	1000	-16.25	86.6	0.663	29.15	-6.998	-8.82	-5.39	-6.929	-6.074	0.126	0.086	501.5	263.8
325	11/21/2010 11:00	1100	-16.42	86.6	0.599	23.03	-7.02	-8.97	-5.413	-6.961	-6.074	0.126	0.078	501.5	263.8
325	11/21/2010 12:00	1200	-14.56	86.2	0.569	329.2	23.67	-9.01	-5.432	-6.988	-6.074	0.126	0.081	501.5	263.8
325	11/21/2010 13:00	1300	-14.1	84.3	0.406	282.6	13.28	-8.72	-5.451	-7	-6.074	0.126	0.079	501.4	263.7
325	11/21/2010 14:00	1400	-12.27	83.2	0.268	302.8	-0.725	-8.25	-5.464	-6.995	-6.074	0.126	0.081	501.5	263.8
325	11/21/2010 15:00	1500	-12.09	81.2	2.356	65.82	-0.008	-7.79	-5.468	-6.975	-6.074	0.126	0.086	501.5	263.8
325	11/21/2010 16:00	1600	-13.12	80.8	3.113	37.74	-4.629	-8.07	-5.465	-6.931	-6.074	0.126	0.09	501.6	263.9
325	11/21/2010 17:00	1700	-14.05	81.4	1.738	25.99	-1.575	-6.479	-5.457	-6.876	-6.074	0.126	0.09	501.7	264
325	11/21/2010 18:00	1800	-14.56	82.6	1.159	135.4	-3.461	-6.235	-5.44	-6.834	-6.074	0.126	0.091	501.7	264
325	11/21/2010 19:00	1900	-14.51	78.7	0.968	76.7	1.2	-6.415	-5.42	-6.811	-6.074	0.126	0.093	501.7	264
325	11/21/2010 20:00	2000	-15.1	76.9	1.728	64.6	-3.178	-6.451	-5.403	-6.797	-6.074	0.126	0.092	501.7	264
325	11/21/2010 21:00	2100	-16.36	83.7	1.88	141.9	-1.821	-6.564	-5.387	-6.79	-6.074	0.126	0.088	501.7	264
325	11/21/2010 22:00	2200	-17.79	84.6	1.042	61.8	-1.466	-7.12	-5.376	-6.805	-6.074	0.126	0.085	501.7	264
325	11/21/2010 23:00	2300	-19.24	80	1.637	28.01	-9.47	-8.05	-5.369	-6.849	-6.074	0.126	0.084	501.7	264
326	11/22/2010 0:00	2400	-20.36	78.9	1.469	28.13	-10.21	-8.92	-5.376	-6.814	-6.074	0.126	0.089	501.7	264
326	11/22/2010 1:00	100	-20.78	75	2.075	26.6	-11.79	-9.45	-5.396	-6.976	-6.074	0.126	0.087	501.7	264
326	11/22/2010 2:00	200	-21.12	72.5	1.979	23.08	-11.66	-9.76	-5.423	-7.03	-6.074	0.126	0.084	501.6	263.9
326	11/22/2010 3:00	300	-21.09	70.2	1.675	29.55	-7.22	-9.94	-5.452	-7.08	-6.074	0.126	0.08	501.6	263.9
326	11/22/2010 4:00	400	-22.14	73.9	2.12	115.4	-6.468	-10.16	-5.482	-7.12	-6.074	0.126	0.094	501.6	263.9
326	11/22/2010 5:00	500	-22.6	75	2.371	109	-7.41	-10.47	-5.512	-7.18	-6.074	0.126	0.09	501.6	263.9
326	11/22/2010 6:00	600	-22.86	75.5	1.665	80.3	-2.446	-10.54	-5.539	-7.23	-6.074	0.126	0.087	501.5	263.8
326	11/22/2010 7:00	700	-23.75	76.2	1.483	75.5	4.439	-10.65	-5.567	-7.28	-6.074	0.126	0.085	501.5	263.8
326	11/22/2010 8:00	800	-24.13	78.4	1.283	73.4	2.456	-10.9	-5.595	-7.32	-6.074	0.126	0.081	501.5	263.8
326	11/22/2010 9:00	900	-23.87	78.1	1.582	89.2	-2.385	-11.38	-5.624	-7.38	-6.074	0.126	0.081	501.5	263.8
326	11/22/2010 10:00	1000	-23.54	80.6	1.71	95.7	1.835	-11.4	-5.662	-7.43	-6.074	0.126	0.088	501.4	263.7
326	11/22/2010 11:00	1100	-22.76	77.8	2.586	100.2	-2.323	-11.21	-5.697	-7.47	-6.074	0.126	0.084	501.5	263.8
326	11/22/2010 12:00	1200	-20.98	70.7	2.42	99.4	13.76	-10.93	-5.726	-7.49	-6.074	0.126	0.083	501.4	263.7
326	11/22/2010 13:00	1300	-19.36	66.4	2.263	102	13.19	-10.3	-5.748	-7.49	-6.074	0.124	0.083	501.4	263.7
326	11/22/2010 14:00	1400	-18.34	66.26	1.884	102.6	-9.65	-9.66	-5.759	-7.48	-6.074	0.124	0.088	501.3	263.6
326	11/22/2010 15:00	1500	-17.84	68.61	1.863	110.5	-19.83	-8.75	-5.761	-7.43	-6.074	0.124	0.09	501.3	263.6
326	11/22/2010 16:00	1600	-17.62	70.9	1.819	123	-12.12	-7.5	-5.752	-7.36	-6.074	0.124	0.089	501.3	263.6
326	11/22/2010 17:00	1700	-18.52	75.6	2.562	125.7	-6.709	-8.92	-5.726	-7.27	-6.074	0.124	0.094	501.3	263.6
326	11/22/2010 18:00	1800	-16.5	63.92	1.338	83.3	-11.48	-9.58	-5.699	-7.22	-6.074	0.126	0.09	501.3	263.6
326	11/22/2010 19:00	1900	-16.57	65.65	1.962	115.8	-7.92	-6.269	-5.677	-7.16	-6.074	0.126	0.09	501.4	263.7
326	11/22/2010 20:00	2000	-16.78	73.6	2.117	117.8	-6.918	-6.021	-5.64	-7.11	-6.074	0.126	0.09		



Faro Meteorological Data January 01 - December 31, 2010



Faro Climate Station - 2010 data

Note: Cumulative precipitation is calculated in column 'V', while raw instrument numbers are seen in column 'U'.

-0.1

Julian Day	Date	HR	Tair	RH %	WindV	WindD	NetRad	SoilHF	SoilT2	SoilT3	Soil W	SnoD	Precip	Precip (rev)
329	11/25/2010 3:00	300	-2.384	78.2	7.63	248.6	-34.83	-0.215	-3.899	-4.862	0.132	0.244	515.5	275.8
329	11/25/2010 4:00	400	-2.463	78.7	7.81	246.3	-34.17	-0.215	-3.899	-4.862	0.132	0.204	515.2	275.2
329	11/25/2010 5:00	500	-2.698	74.2	7.39	250.2	-24.8	-0.215	-3.838	-4.802	0.132	0.135	513	275.3
329	11/25/2010 6:00	600	-2.988	73.6	5.473	256.3	-29.63	-0.268	-3.809	-4.776	0.132	0.132	513.1	275.4
329	11/25/2010 7:00	700	-3.071	73.4	5.996	245.2	-23.42	-0.502	-3.782	-4.756	0.132	0.107	512.7	275
329	11/25/2010 8:00	800	-3.095	72.2	6.174	244.3	-12.47	-0.802	-3.76	-4.747	0.132	0.094	512.6	274.9
329	11/25/2010 9:00	900	-3.188	70.7	6.311	245.4	-10.89	-0.915	-3.743	-4.736	0.132	0.067	512.4	274.7
329	11/25/2010 10:00	1000	-3.398	71.4	4.538	266	-9.81	-1.074	-3.728	-4.725	0.132	0.069	512.1	274.4
329	11/25/2010 11:00	1100	-3.598	73.3	3.592	266.2	-7.79	-1.074	-3.713	-4.711	0.132	0.069	512.1	274.4
329	11/25/2010 12:00	1200	-3.766	74.6	2.856	250.9	-5.429	-1.074	-3.698	-4.694	0.132	0.069	511.9	274.2
329	11/25/2010 13:00	1300	-4.023	77.9	2.73	237.8	-1.885	-1.026	-3.682	-4.675	0.132	0.069	511.8	274.1
329	11/25/2010 14:00	1400	-3.64	75.8	1.276	88.3	-9.24	-0.86	-3.664	-4.651	0.133	0.064	511.8	274.1
329	11/25/2010 15:00	1500	-4.259	77.4	1.4	11.16	-14.49	-0.877	-3.643	-4.627	0.133	0.068	511.7	274
329	11/25/2010 16:00	1600	-4.522	81	0.918	306.9	-4.484	-1.208	-3.626	-4.622	0.133	0.069	511.7	274
329	11/25/2010 17:00	1700	-4.886	84.5	0.731	359.9	-6.144	-1.496	-3.615	-4.623	0.133	0.068	511.6	273.9
329	11/25/2010 18:00	1800	-5.123	85.8	0.742	66	-5.968	-1.504	-3.605	-4.617	0.133	0.068	511.5	273.8
329	11/25/2010 19:00	1900	-5.325	89.4	1.3	90.7	-5.918	-1.504	-3.595	-4.609	0.133	0.068	511.6	273.9
329	11/25/2010 20:00	2000	-5.444	90.9	0.927	192	-5.735	-1.504	-3.585	-4.599	0.133	0.068	511.8	274.1
329	11/25/2010 21:00	2100	-5.728	92.5	0.516	170.2	-5.33	-1.504	-3.573	-4.586	0.133	0.072	511.7	274
329	11/25/2010 22:00	2200	-6.156	91.4	0.718	38.81	-3.56	-1.622	-3.562	-4.579	0.133	0.074	511.7	274
329	11/25/2010 23:00	2300	-6.286	92.8	0.646	131	-5.154	-1.73	-3.553	-4.578	0.133	0.073	511.6	273.9
329	11/26/2010 0:00	2400	-6.599	91.9	0.522	60.32	-0.883	-1.931	-3.547	-4.576	0.133	0.081	511.7	274
330	11/26/2010 1:00	100	-7.14	92	1.055	46.81	-3.364	-1.934	-3.542	-4.574	0.133	0.081	511.7	274
330	11/26/2010 2:00	200	-7.25	90.8	1.219	7.71	-2.633	-2.067	-3.537	-4.573	0.133	0.088	511.7	274
330	11/26/2010 3:00	300	-7.6	94	0.618	338.7	-1.314	-2.149	-3.533	-4.574	0.133	0.089	511.6	273.9
330	11/26/2010 4:00	400	-8.22	91	0.538	29.29	-2.553	-2.355	-3.532	-4.58	0.133	0.089	511.4	273.7
330	11/26/2010 5:00	500	-9.92	89.6	1.017	17.47	-10.21	-2.73	-3.522	-4.594	0.133	0.091	511.3	273.6
330	11/26/2010 6:00	600	-9.11	91.4	0.56	335.5	-2.843	-3.256	-3.539	-4.624	0.133	0.091	511.1	273.4
330	11/26/2010 7:00	700	-9.13	92.8	0.638	320.3	-3.373	-3.57	-3.554	-4.656	0.133	0.091	511	273.3
330	11/26/2010 8:00	800	-8.82	94.8	1.158	306.2	-2.319	-3.644	-3.57	-4.678	0.133	0.09	511	273.3
330	11/26/2010 9:00	900	-8.99	92.9	1.098	299.7	-0.433	-3.448	-3.582	-4.689	0.133	0.094	511	273.3
330	11/26/2010 10:00	1000	-9.37	92.1	0.802	296.4	-0.594	-3.273	-3.589	-4.688	0.133	0.098	511	273.3
330	11/26/2010 11:00	1100	-9.99	91.6	0.659	259.4	-0.597	-3.089	-3.588	-4.679	0.133	0.1	511	273.3
330	11/26/2010 12:00	1200	-10.37	91.1	0.22	359	-3.778	-3.007	-3.583	-4.668	0.133	0.097	510.9	273.2
330	11/26/2010 13:00	1300	-10.24	91	0.525	102.1	-6.003	-2.917	-3.576	-4.657	0.133	0.095	511	273.3
330	11/26/2010 14:00	1400	-9.73	90.4	0.373	279.3	-3.38	-3.01	-3.569	-4.654	0.133	0.096	511.1	273.4
330	11/26/2010 15:00	1500	-10.18	90.3	1.205	274	-4.471	-3.106	-3.568	-4.658	0.133	0.1	511.1	273.4
330	11/26/2010 16:00	1600	-10.27	90.6	0.425	290.2	-4.7	-3.033	-3.568	-4.658	0.133	0.093	511.1	273.4
330	11/26/2010 17:00	1700	-10.63	91	0.084	264.5	-2.442	-3.009	-3.565	-4.653	0.133	0.1	511.1	273.4
330	11/26/2010 18:00	1800	-10.8	90.9	0.335	329.9	-0.544	-3.009	-3.56	-4.649	0.133	0.103	511.1	273.4
330	11/26/2010 19:00	1900	-11.34	90.4	0.57	348.9	0.146	-3.107	-3.556	-4.648	0.133	0.102	511.1	273.4
330	11/26/2010 20:00	2000	-12.04	90.1	0.379	358	2.212	-3.259	-3.555	-4.653	0.133	0.098	511.1	273.4
330	11/26/2010 21:00	2100	-12.09	90.3	0.381	345	3.044	-3.472	-3.557	-4.666	0.133	0.093	511.1	273.4
330	11/26/2010 22:00	2200	-13.42	89.2	0.37	0.077	0.742	-3.711	-3.564	-4.684	0.133	0.098	511.2	273.5
330	11/26/2010 23:00	2300	-13.75	89.4	0.535	350.6	-6.045	-4.082	-3.574	-4.711	0.133	0.101	511	273.3
331	11/27/2010 0:00	2400	-12.93	89.5	0.343	275.2	-2.914	-4.535	-3.589	-4.748	0.133	0.099	511.1	273.4
331	11/27/2010 1:00	100	-12.49	89.6	0.348	324.9	-1.257	-4.636	-3.608	-4.776	0.133	0.101	511.1	273.4
331	11/27/2010 2:00	200	-11.81	90.5	0.689	97.8	-2.563	-4.373	-3.622	-4.785	0.133	0.1	511.2	273.5
331	11/27/2010 3:00	300	-11.22	90.7	0.327	107.5	-2.202	-4.012	-3.627	-4.779	0.133	0.1	511.2	273.5
331	11/27/2010 4:00	400	-11.33	90.2	0.61	292.3	0.811	-3.743	-3.625	-4.765	0.133	0.1	511.3	273.6
331	11/27/2010 5:00	500	-12.51	90	0.553	262.5	0.094	-3.525	-3.62	-4.751	0.133	0.099	511.3	273.6
331	11/27/2010 6:00	600	-12.96	90.1	0.387	253	1.984	-3.444	-3.612	-4.737	0.133	0.099	511.2	273.5
331	11/27/2010 7:00	700	-12.67	89.8	0.12	167.4	-1.439	-3.439	-3.603	-4.726	0.133	0.1	511.2	273.5
331	11/27/2010 8:00	800	-13.28	89.1	0.926	30.75	2.541	-3.396	-3.596	-4.718	0.133	0.098	511.3	273.6
331	11/27/2010 9:00	900	-14.22	88.2	0.653	33.54	-0.773	-3.225	-3.591	-4.71	0.133	0.099	511.3	273.6
331	11/27/2010 10:00	1000	-14.6	87.7	0.385	41.93	1.598	-3.225	-3.586	-4.702	0.133	0.097	511.3	273.6
331	11/27/2010 11:00	1100	-16.12	86.4	0.227	61.47	4.609	-3.265	-3.585	-4.698	0.133	0.092	511.5	273.8
331	11/27/2010 12:00	1200	-16.7	86.3	0.712	109.4	10.02	-3.44	-3.585	-4.7	0.133	0.083	511.1	273.4
331	11/27/2010 13:00	1300	-14.87	87.8	0.636	89.2	6.284	-3.646	-3.586	-4.708	0.134	0.091	511.3	273.6
331	11/27/2010 14:00	1400	-14.86	87.8	0.486	77.8	10.32	-3.869	-3.61	-4.723	0.133	0.093	511.2	273.5
331	11/27/2010 15:00	1500	-13.9	89.8	0.302	70.3	8.2	-3.87	-3.601	-4.733	0.133	0.093	511.3	273.6
331	11/27/2010 16:00	1600	-12.09	86.7	0.116	80.2	2.252	-3.719	-3.606	-4.733	0.133	0.095	511.4	273.7
331	11/27/2010 17:00	1700	-14.84	86.5	0.24	80.4	4.855	-3.655	-3.607	-4.727	0.133	0.1	511.4	273.7
331	11/27/2010 18:00	1800	-15.34	88.1	1.158	125.9	2.973	-3.657	-3.607	-4.726	0.133	0.099	511.4	273.7
331	11/27/2010 19:00	1900	-14.8	88.2	1.261	150.3	0.621	-4.005	-3.607	-4.739	0.133	0.098	511.4	273.7
331	11/27/2010 20:00	2000	-14.38	88	0.59	160.3	0.417	-4.444	-3.613	-4.77	0.133	0.099	511.4	273.7
331	11/27/2010 21:00	2100	-15.39	86.8	0.158	251.5	6.423	-4.515	-3.622	-4.796	0.133	0.097	511.4	273.7
331	11/27/2010 22:00	2200	-16.28	86.5	0.126	352.6	2.947	-4.515	-3.631	-4.811	0.133	0.095	511.4	273.7
331	11/27/2010 23:00	2300	-17	85.7	0.242	17.87	7.89	-4.63	-3.601	-4.827	0.133	0.093	511.5	273.8
331	11/28/2010 0:00	2400	-19.1	84.4	0.288	59.29	-2.062	-4.843	-3.645	-4.846	0.133	0.102	511.4	273.7
332	11/28/2010 1:00	100	-18.44	85.2	0.737	36.59	3.69	-5.238	-3.662	-4.879	0.133	0.09	511.5	273.8
332	11/28/2010 2:00	200	-18.89	84.7	0.841	29.79	-0.466	-5.526	-3.685	-4.917	0.133	0.097	511.3	273.6
332	11/28/2010 3:00	300	-19.38	83.8	0.625	20.37	5.085	-5.677	-3.712	-4.951	0.133	0.095	511.4	273.7
332	11/28/2010 4:00	400	-20.2	83.3	0.716	23.66	2.675	-5.807	-3.741	-4.983	0.133	0.09	511.4	273.7
332	11/28/2010 5:00	500	-21.07	82.6	0.621	34.65	1.4	-5.919	-3.772	-5.015	0.133	0.094	511.3	273.6
332														



Faro Climate Station - 2010 data

Note: Cumulative precipitation is calculated in column 'V', while raw instrument numbers are seen in column 'U'.

-0.1

Julian Day	Date	Hr	Tair	RH %	WindV	WindD	NetRad	SoilHF	SoilT2	SoilT3	Soil W	SnoD	Precip	Precip (rev)
334	11/30/2010 8:00	800	-16.84	86.3	1.596	297.3	4.801	-2.981	-3.6	-4.711	0.133	0.161	514.7	277
334	11/30/2010 9:00	900	-17.27	85.5	1.227	306.3	4.806	-3.012	-3.599	-4.708	0.133	0.161	514.7	277
334	11/30/2010 10:00	1000	-17.03	85.8	2.199	307.5	0.253	-3.187	-3.592	-4.706	0.133	0.16	514.9	277.2
334	11/30/2010 11:00	1100	-16.93	85.6	2.249	310	-0.097	-3.225	-3.59	-4.704	0.133	0.159	514.8	277.1
334	11/30/2010 12:00	1200	-17.03	85.5	2.39	295.3	-4.281	-3.225	-3.59	-4.699	0.133	0.155	514.9	277.2
334	11/30/2010 13:00	1300	-17.01	85.4	2.035	314	-10.89	-3.102	-3.591	-4.692	0.133	0.16	514.9	277.2
334	11/30/2010 14:00	1400	-16.79	84.9	2.814	302.7	-14.52	-3.01	-3.593	-4.684	0.133	0.16	515.1	277.4
334	11/30/2010 15:00	1500	-16.91	84.7	2.098	313.1	-7.89	-3.01	-3.595	-4.672	0.133	0.164	515.1	277.4
334	11/30/2010 16:00	1600	-17.1	84.6	2.212	309.2	-4.884	-3.01	-3.596	-4.663	0.133	0.169	515.3	277.6
334	11/30/2010 17:00	1700	-17.73	84.5	1.658	292.5	4.18	-3.01	-3.598	-4.655	0.133	0.17	515.2	277.5
334	11/30/2010 18:00	1800	-18.14	84.9	1.078	223.6	4.633	-3.01	-3.599	-4.65	0.133	0.167	515.1	277.4
334	11/30/2010 19:00	1900	-18.76	84.7	0.989	337.2	7.4	-3.046	-3.6	-4.647	0.133	0.165	515.1	277.4
334	11/30/2010 20:00	2000	-19.24	84.3	1.318	308.6	6.585	-3.225	-3.602	-4.649	0.133	0.167	514.7	277
334	11/30/2010 21:00	2100	-19.12	84.1	2.117	300.5	-0.419	-3.369	-3.605	-4.655	0.133	0.168	514.8	277.1
334	11/30/2010 22:00	2200	-19.35	84.1	2.167	285.2	-0.577	-3.53	-3.609	-4.666	0.133	0.171	514.8	277.1
334	11/30/2010 23:00	2300	-19.3	83.8	1.941	296.6	-0.745	-3.656	-3.615	-4.679	0.133	0.174	514.8	277.1
334	12/1/2010 0:00	2400	-19.58	83.4	1.504	297.6	2.641	-3.656	-3.624	-4.687	0.133	0.174	514.9	277.2
335	12/1/2010 1:00	100	-19.56	83.1	1.466	293.5	1.497	-3.656	-3.631	-4.693	0.133	0.174	514.9	277.2
335	12/1/2010 2:00	200	-20.33	82.9	1.547	282.2	1.512	-3.656	-3.637	-4.698	0.133	0.174	514.8	277.1
335	12/1/2010 3:00	300	-20.44	82.8	1.49	293.9	1.943	-3.663	-3.644	-4.703	0.133	0.172	514.8	277.1
335	12/1/2010 4:00	400	-20.71	82.6	1.094	290.5	2.062	-3.82	-3.649	-4.708	0.133	0.17	514.7	277
335	12/1/2010 5:00	500	-20.86	82.4	1.467	295.6	1.907	-3.871	-3.654	-4.715	0.133	0.171	514.7	277
335	12/1/2010 6:00	600	-21.23	82.2	1.447	297.1	0.539	-3.871	-3.659	-4.723	0.133	0.171	514.6	276.9
335	12/1/2010 7:00	700	-21.44	81.8	0.612	312.9	2.032	-3.98	-3.664	-4.732	0.133	0.169	514.7	277
335	12/1/2010 8:00	800	-21.5	81.7	0.679	334.5	1.998	-4.086	-3.669	-4.741	0.133	0.168	514.9	277.2
335	12/1/2010 9:00	900	-22.88	80.5	0.81	305.4	0.99	-4.086	-3.676	-4.751	0.133	0.168	515	277.3
335	12/1/2010 10:00	1000	-23.72	79.6	0.797	6.644	8.91	-4.135	-3.681	-4.762	0.133	0.168	515.2	277.5
335	12/1/2010 11:00	1100	-24.64	78.8	0.56	41.49	1.944	-4.301	-3.688	-4.774	0.133	0.164	515.5	277.8
335	12/1/2010 12:00	1200	-25.5	78.1	1.167	27.49	-4.305	-4.449	-3.694	-4.792	0.133	0.165	515.1	277.4
335	12/1/2010 13:00	1300	-24.99	78.3	1.06	20.24	1.564	-4.568	-3.703	-4.81	0.133	0.161	515.3	277.6
335	12/1/2010 14:00	1400	-21.24	83.5	0.173	56.9	1.207	-4.732	-3.713	-4.829	0.133	0.157	516.9	279.2
335	12/1/2010 15:00	1500	-19.54	80.9	0.015	115.9	19.07	-4.908	-3.725	-4.848	0.133	0.15	519.1	281.4
335	12/1/2010 16:00	1600	-20.27	78.3	0.002	116	25.66	-5.089	-3.741	-4.876	0.132	0.16	518	280.3
335	12/1/2010 17:00	1700	-24.57	78.9	0.237	14.56	7.3	-5.32	-3.761	-4.908	0.132	0.16	516.2	278.5
335	12/1/2010 18:00	1800	-26.41	77.9	0.503	52.11	5.245	-5.554	-3.781	-4.943	0.132	0.161	514.9	277.2
335	12/1/2010 19:00	1900	-27.03	77.1	0.95	27.67	-0.69	-5.796	-3.801	-4.977	0.132	0.161	514.2	276.5
335	12/1/2010 20:00	2000	-27.05	76.7	1.098	21.15	-1.081	-6.026	-3.822	-5.014	0.132	0.164	514.2	276.5
335	12/1/2010 21:00	2100	-27.55	76.8	0.56	28.15	2.797	-6.237	-3.845	-5.053	0.132	0.159	513.9	276.2
335	12/1/2010 22:00	2200	-27.62	76.5	0.916	26.89	-6.893	-6.417	-3.869	-5.091	0.132	0.162	513.7	276
335	12/1/2010 23:00	2300	-27.95	76.1	0.583	49.89	7.74	-6.512	-3.894	-5.127	0.132	0.161	513.9	276.2
335	12/2/2010 0:00	2400	-27.87	76.7	0.586	27.43	0.064	-6.67	-3.921	-5.164	0.132	0.156	513.8	276.1
336	12/2/2010 1:00	100	-27.73	76.2	1.137	21.77	-2.48	-6.819	-3.944	-5.201	0.132	0.163	513.9	276.2
336	12/2/2010 2:00	200	-27.47	76.5	0.207	60.02	1.143	-6.886	-3.971	-5.237	0.132	0.163	513.9	276.2
336	12/2/2010 3:00	300	-27.6	76.3	1.24	24.18	8.25	-7.07	-3.996	-5.272	0.132	0.164	514	276.3
336	12/2/2010 4:00	400	-27.66	76.1	0.745	18.2	3.021	-7.1	-4.021	-5.306	0.132	0.159	514	276.2
336	12/2/2010 5:00	500	-27.88	76.1	0.302	28.02	0.794	-7.1	-4.046	-5.339	0.132	0.163	514	276.3
336	12/2/2010 6:00	600	-28.49	76	0.342	74.8	-1.066	-7.1	-4.074	-5.369	0.131	0.157	513.8	276.1
336	12/2/2010 7:00	700	-27.61	76.3	0.935	6.256	0.977	-7.25	-4.098	-5.4	0.131	0.16	514.1	276.4
336	12/2/2010 8:00	800	-27.6	76.5	0.473	34.48	1.445	-7.32	-4.124	-5.431	0.131	0.166	513.7	276
336	12/2/2010 9:00	900	-27.15	77.1	0.562	27.16	-3.922	-7.32	-4.148	-5.461	0.131	0.155	514.1	276.4
336	12/2/2010 10:00	1000	-27.41	76.5	0.799	34.09	-4.828	-7.41	-4.171	-5.492	0.131	0.162	513.8	276.1
336	12/2/2010 11:00	1100	-26.93	77.9	0.372	47.79	-5.71	-7.53	-4.196	-5.523	0.131	0.156	513.6	275.9
336	12/2/2010 12:00	1200	-25.88	78	1.058	62.79	0.324	-7.53	-4.22	-5.551	0.131	0.159	513.1	275.4
336	12/2/2010 13:00	1300	-24.73	78.4	1.562	104.9	8.45	-7.53	-4.241	-5.576	0.131	0.158	514.6	276.9
336	12/2/2010 14:00	1400	-22.21	79.5	1.476	105.9	8.03	-7.53	-4.266	-5.604	0.131	0.153	518.2	280.5
336	12/2/2010 15:00	1500	-21.28	77.2	1.187	117.6	19.95	-7.41	-4.286	-5.625	0.131	0.156	521.6	283.9
336	12/2/2010 16:00	1600	-22.43	77.6	1.433	114.7	17.49	-7.31	-4.304	-5.643	0.13	0.152	525.5	287.8
336	12/2/2010 17:00	1700	-24.16	78.6	1.316	112.8	19.56	-7.3	-4.322	-5.66	0.13	0.162	527.1	289.4
336	12/2/2010 18:00	1800	-24.52	79.5	1.489	97.8	17.82	-7.13	-4.338	-5.676	0.13	0.163	526.6	288.9
336	12/2/2010 19:00	1900	-25.1	79.1	1.61	85.3	17.95	-7.1	-4.357	-5.693	0.13	0.16	524.8	287
336	12/2/2010 20:00	2000	-26.43	77.5	1.469	72.6	14.33	-7.1	-4.367	-5.709	0.13	0.162	523.7	286
336	12/2/2010 21:00	2100	-25.46	78.9	1.267	72.1	12.27	-7.1	-4.381	-5.721	0.13	0.159	522.9	285.2
336	12/2/2010 22:00	2200	-25.83	78.2	1.045	58.49	4.721	-7.07	-4.394	-5.734	0.13	0.161	522.5	284.8
336	12/2/2010 23:00	2300	-24.15	80	1.674	106.4	11.66	-6.915	-4.407	-5.747	0.13	0.156	521.7	284
336	12/3/2010 0:00	2400	-25.95	77.3	0.639	53.35	24.81	-7.05	-4.422	-5.762	0.13	0.152	522.5	284.8
337	12/3/2010 1:00	100	-26.33	77.4	0.839	71.7	8.02	-7.1	-4.436	-5.778	0.13	0.161	522.2	284.5
337	12/3/2010 2:00	200	-26.04	78.3	1.274	95.5	14.92	-7.1	-4.448	-5.795	0.13	0.161	521.6	283.9
337	12/3/2010 3:00	300	-25.69	78.1	1.434	91.1	15.79	-7.1	-4.461	-5.815	0.13	0.165	520.4	282.7
337	12/3/2010 4:00	400	-24.48	79.6	1.909	98.1	12.22	-7.1	-4.48	-5.836	0.13	0.161	520	282.2
337	12/3/2010 5:00	500	-24.04	79.7	2.002	105.7	9.16	-7.1	-4.497	-5.855	0.13	0.162	519.5	281.8
337	12/3/2010 6:00	600	-23.51	79.9	2.122	100.4	7.42	-7.1	-4.513	-5.871	0.13	0.161	519.3	281.6
337	12/3/2010 7:00	700	-24.44	78.9	2.173	101.7	10.24	-7.08	-4.528	-5.884	0.13	0.161	519.2	281.5
337	12/3/2010 8:00	800	-23.52	80.2	1.433	98.9	8.91	-6.885	-4.541	-5.893	0.13	0.163	518.2	280.5
337	12/3/2010 9:00	900	-22.54	81.1	1.432	87.8	8.42	-6.758	-4.549	-5.899	0.13	0.161	517.5	279.8
337	12/3/2010 10:00	1000	-21.78	81.4	1.564	115.5	10.89	-6.667	-4.556	-5.904	0.13	0.159	517.4	279.7
337	12/3/2010 11:00	1100	-20.86	82.4	1.09									



Faro Meteorological Data

January 01 - December 31, 2010



Faro Climate Station - 2010 data

Note: Cumulative precipitation is calculated in column 'V', while raw instrument numbers are seen in column 'U'.

-0.1

Julian Day	Date	HR	Tair	RH %	WindV	WindD	WindF	NetRad	SoilHF	SoilT2	SoilT3	Soil W	SnoD	Precip	Precip (rev)
339	12/5/2010 13:00	1300	-1.56	91.1	0.61	67.67	-16.38	-0.86	-4.002	-4.921	-4.132	0.113	2.113	518.8	281.1
339	12/5/2010 14:00	1400	-2.824	89.3	0.67	109.4	-16.82	-0.86	-3.98	-4.893	-4.132	0.113	2.113	518.8	281.3
339	12/5/2010 15:00	1500	-2.701	88	0.517	58.19	-16.72	-0.86	-3.958	-4.865	-4.132	0.113	2.113	519	281.3
339	12/5/2010 16:00	1600	-2.644	84.5	1.498	171.5	-13.55	-0.86	-3.936	-4.839	-4.132	0.209	519.1	519.1	281.4
339	12/5/2010 17:00	1700	-2.342	81.2	1.475	182.1	-14.4	-0.86	-3.916	-4.813	-4.132	0.21	519.1	519.1	281.4
339	12/5/2010 18:00	1800	-1.979	77	2.175	170	-20.42	-0.86	-3.895	-4.788	-4.132	0.213	519.3	519.3	281.6
339	12/5/2010 19:00	1900	-1.823	74.9	1.168	222	-17.79	-0.859	-3.875	-4.765	-4.132	0.212	519.5	519.5	281.8
339	12/5/2010 20:00	2000	-2.362	76.9	0.999	51.27	-16.8	-0.858	-3.857	-4.742	-4.132	0.213	519.3	519.3	281.6
339	12/5/2010 21:00	2100	-1.834	73.5	2.099	136.9	-27.41	-0.856	-3.839	-4.719	-4.132	0.212	519.6	519.6	281.9
339	12/5/2010 22:00	2200	-2.484	76.7	1.079	107.7	-18.48	-0.86	-3.82	-4.697	-4.132	0.212	519.4	519.4	281.7
339	12/5/2010 23:00	2300	-2.925	78.9	1.135	59.73	-19.25	-0.86	-3.802	-4.678	-4.132	0.215	519.3	519.3	281.6
339	12/6/2010 0:00	2400	-2.916	80	1.004	130.4	-15.24	-0.86	-3.785	-4.658	-4.132	0.211	519.3	519.3	281.6
340	12/6/2010 1:00	100	-3.676	83.7	0.874	59.38	-9.86	-0.86	-3.769	-4.64	-4.132	0.213	519.1	519.1	281.4
340	12/6/2010 2:00	200	-3.57	84.8	0.978	107.9	-9.29	-0.86	-3.752	-4.624	-4.132	0.216	519.1	519.1	281.4
340	12/6/2010 3:00	300	-4.125	90.9	1.581	109.6	-6.983	-0.86	-3.737	-4.608	-4.132	0.217	519	519	281.3
340	12/6/2010 4:00	400	-4.177	93.9	1.112	126.2	-2.645	-0.86	-3.722	-4.591	-4.132	0.218	518.9	518.9	281.2
340	12/6/2010 5:00	500	-4.24	94.4	1.072	133.7	-1.91	-0.86	-3.708	-4.573	-4.132	0.224	518.9	518.9	281.2
340	12/6/2010 6:00	600	-4.525	94.4	0.99	119.3	-1.365	-0.86	-3.694	-4.556	-4.132	0.222	518.9	518.9	281.2
340	12/6/2010 7:00	700	-4.902	94.7	1.193	127.2	-1.963	-0.86	-3.679	-4.538	-4.132	0.228	518.8	518.8	281.1
340	12/6/2010 8:00	800	-5.037	93.9	0.884	98.8	-5.46	-0.86	-3.665	-4.52	-4.132	0.221	518.7	518.7	281
340	12/6/2010 9:00	900	-6.333	95.1	0.496	66.31	-10.27	-0.86	-3.65	-4.504	-4.132	0.225	518.3	518.3	280.6
340	12/6/2010 10:00	1000	-6.822	94.9	1.032	97.7	-16.9	-0.86	-3.639	-4.49	-4.132	0.222	518.1	518.1	280.4
340	12/6/2010 11:00	1100	-6.68	93.7	0.978	57.86	-17.34	-1.049	-3.626	-4.482	-4.132	0.223	517.6	517.6	279.9
340	12/6/2010 12:00	1200	-8.34	93.6	0.942	51.54	-11.72	-1.256	-3.615	-4.479	-4.132	0.224	517.8	517.8	280.1
340	12/6/2010 13:00	1300	-7.8	92.5	1.101	31.73	-2.291	-1.54	-3.605	-4.483	-4.132	0.224	518	518	280.3
340	12/6/2010 14:00	1400	-7.93	92.2	1.199	54.56	-16.67	-1.719	-3.601	-4.489	-4.132	0.222	517.5	517.5	279.8
340	12/6/2010 15:00	1500	-7.39	92.5	0.986	42.77	-13.06	-1.719	-3.589	-4.491	-4.132	0.221	518.2	518.2	280.5
340	12/6/2010 16:00	1600	-7.97	92.9	0.786	73.9	-7.04	-1.719	-3.598	-4.488	-4.132	0.224	518.1	518.1	280.4
340	12/6/2010 17:00	1700	-8.67	93.6	1.271	48.32	-0.373	-1.719	-3.595	-4.485	-4.132	0.225	518	518	280.3
340	12/6/2010 18:00	1800	-8.91	93.1	0.785	66.71	-6.848	-1.719	-3.593	-4.48	-4.132	0.219	517.9	517.9	280.2
340	12/6/2010 19:00	1900	-9.87	92.3	0.465	10.04	-7.4	-1.72	-3.591	-4.475	-4.132	0.223	517.4	517.4	279.7
340	12/6/2010 20:00	2000	-10	91.7	0.791	42.11	-2.714	-1.72	-3.584	-4.468	-4.132	0.222	517.4	517.4	279.7
340	12/6/2010 21:00	2100	-10.08	92	0.827	29.49	-2.474	-1.897	-3.579	-4.465	-4.132	0.222	517.4	517.4	279.7
340	12/6/2010 22:00	2200	-9.74	92.1	0.293	110.2	-1.331	-1.934	-3.576	-4.464	-4.132	0.222	517.5	517.5	279.8
340	12/6/2010 23:00	2300	-9.68	91.8	0.553	103.3	-2.748	-1.934	-3.575	-4.465	-4.132	0.222	517.5	517.5	279.8
341	12/7/2010 0:00	2400	-9.47	91.9	0.33	92.8	-1.505	-1.934	-3.573	-4.464	-4.132	0.221	517.4	517.4	279.7
341	12/7/2010 1:00	100	-9.62	91.9	0.71	129.7	-1.432	-1.934	-3.571	-4.461	-4.132	0.221	517.4	517.4	279.7
341	12/7/2010 2:00	200	-9.84	91.7	0.847	107	-4.756	-1.935	-3.568	-4.458	-4.132	0.22	517.3	517.3	279.6
341	12/7/2010 3:00	300	-10.19	91.5	0.954	114	-3.017	-1.934	-3.565	-4.453	-4.132	0.221	517.2	517.2	279.5
341	12/7/2010 4:00	400	-10.46	91	1.366	121.1	-3.378	-1.934	-3.56	-4.447	-4.132	0.218	517.2	517.2	279.5
341	12/7/2010 5:00	500	-11.31	90.7	1.469	126.6	-4.402	-2.045	-3.557	-4.445	-4.132	0.222	516.8	516.8	279.1
341	12/7/2010 6:00	600	-11.37	90.6	1.318	128.8	-0.214	-2.149	-3.552	-4.443	-4.132	0.22	516.7	516.7	279
341	12/7/2010 7:00	700	-11.35	90.4	1.72	136.4	0.243	-2.154	-3.547	-4.444	-4.132	0.22	516.6	516.6	278.9
341	12/7/2010 8:00	800	-11.74	90.1	1.449	134.2	0.67	-2.149	-3.544	-4.448	-4.132	0.219	516.5	516.5	278.8
341	12/7/2010 9:00	900	-12.01	89.9	1.481	116.5	1.065	-2.365	-3.542	-4.45	-4.132	0.219	516.4	516.4	278.7
341	12/7/2010 10:00	1000	-12.43	89.6	1.638	125.9	2.137	-2.365	-3.54	-4.452	-4.132	0.218	516.3	516.3	278.6
341	12/7/2010 11:00	1100	-12.94	89.4	1.447	130.2	1.62	-2.365	-3.537	-4.454	-4.132	0.218	516.2	516.2	278.5
341	12/7/2010 12:00	1200	-12.97	89.2	1.535	124.9	-0.006	-2.365	-3.535	-4.455	-4.132	0.218	516	516	278.3
341	12/7/2010 13:00	1300	-13.01	88.9	1.645	135.8	0.901	-2.365	-3.531	-4.454	-4.132	0.218	516.1	516.1	278.4
341	12/7/2010 14:00	1400	-13.51	88.6	1.338	129.4	-1.679	-2.469	-3.527	-4.454	-4.132	0.218	516.1	516.1	278.4
341	12/7/2010 15:00	1500	-13.54	88.3	1.921	131.5	-1.721	-2.599	-3.524	-4.454	-4.132	0.217	516.2	516.2	278.5
341	12/7/2010 16:00	1600	-13.99	88.4	1.746	130	0.152	-2.599	-3.52	-4.454	-4.132	0.217	516	516	278.3
341	12/7/2010 17:00	1700	-14.13	88.4	1.69	123.8	0.88	-2.58	-3.517	-4.457	-4.132	0.217	515.8	515.8	278.1
341	12/7/2010 18:00	1800	-14.03	88.2	1.627	124	1.201	-2.699	-3.514	-4.461	-4.132	0.217	515.8	515.8	278.1
341	12/7/2010 19:00	1900	-14	88.3	1.136	110	0.216	-2.795	-3.512	-4.465	-4.132	0.219	515.7	515.7	278
341	12/7/2010 20:00	2000	-14.12	88.2	0.691	112.1	-3.243	-2.795	-3.51	-4.468	-4.132	0.218	516.3	516.3	278.6
341	12/7/2010 21:00	2100	-14.72	87.9	1.166	96.4	-3.678	-2.795	-3.509	-4.471	-4.132	0.219	515.7	515.7	278
341	12/7/2010 22:00	2200	-14.52	88.1	1.102	123	1.697	-2.795	-3.509	-4.473	-4.132	0.219	515.5	515.5	277.8
341	12/7/2010 23:00	2300	-14.22	88.2	0.715	86.7	0.481	-2.804	-3.508	-4.476	-4.132	0.219	515.5	515.5	277.8
342	12/8/2010 0:00	2400	-14.22	88.2	1.263	161.7	1.839	-2.804	-3.508	-4.478	-4.132	0.218	515.7	515.7	278
342	12/8/2010 1:00	100	-14.2	87.9	1.009	135.3	1.462	-2.974	-3.51	-4.48	-4.132	0.217	515.9	515.9	278.2
342	12/8/2010 2:00	200	-14.49	87.7	1.337	141.5	1.156	-2.981	-3.512	-4.48	-4.132	0.218	515.8	515.8	278.1
342	12/8/2010 3:00	300	-14.29	88	0.869	111.4	0.252	-3.001	-3.514	-4.482	-4.132	0.217	515.7	515.7	278
342	12/8/2010 4:00	400	-14.07	87.9	0.744	143.4	0.273	-2.978	-3.514	-4.481	-4.132	0.217	515.7	515.7	278
342	12/8/2010 5:00	500	-13.89	88.3	0.66	78.2	-0.028	-2.915	-3.514	-4.479	-4.132	0.216	515.7	515.7	278
342	12/8/2010 6:00	600	-13.64	88.4	0.673	112.6	0.09	-2.801	-3.514	-4.478	-4.132	0.216	515.8	515.8	278.1
342	12/8/2010 7:00	700	-13.65	87.9	1.115	153.9	0.274	-2.795	-3.513	-4.475	-4.132	0.216	515.7	515.7	278
342	12/8/2010 8:00	800	-13.42	88.3	0.893	96.4	0.174	-2.795	-3.513	-4.471	-4.132	0.215	515.8	515.8	278.1
342	12/8/2010 9:00	900	-13.21	88.8	0.49	79	0.78	-2.795	-3.51	-4.467	-4.132	0.215	515.8	515.8	278.1
342	12/8/2010 10:00	1000	-13.13	88.6	0.382	308.1	-0.158	-2.795	-3.51	-4.463	-4.132	0.214	516	516	278.3
342	12/8/2010 11:00	1100	-13.21	88.4	0.602	283.4	-1.128	-2.795	-3.509	-4.459	-4.132	0.214	515.9	515.9	278.2
342	12/8/2														



Faro Meteorological Data

January 01 - December 31, 2010



Faro Climate Station - 2010 data

Note: Cumulative precipitation is calculated in column 'V', while raw instrument numbers are seen in column 'U'.

-0.1

Julian Day	Date	Hr	Tair	RH %	WindV	WindD	NetRad	SoilHF	SoilT2	SoilT3	Soil W	SnoD	Precip	Precip (rev)
344	12/10/2010 18:00	1800	-23.39	78	0.966	71.16	-26.09	-7.22	-4.208	-3.273	0.131	0.2	516.5	278.8
344	12/10/2010 19:00	1900	-23.28	78	0.981	40.81	-25.2	-7.46	-4.255	-3.529	0.13	0.2	518	280.3
344	12/10/2010 20:00	2000	-24.14	74.9	0.649	24.42	-29.83	-7.65	-4.304	-5.384	0.13	0.195	516.7	279
344	12/10/2010 21:00	2100	-24.08	75.4	0.669	83.8	-23.82	-7.94	-4.353	-5.437	0.13	0.202	517.2	279.5
344	12/10/2010 22:00	2200	-23.59	74.2	0.803	138.9	-21.6	-8.01	-4.403	-5.491	0.13	0.199	517.5	279.8
344	12/10/2010 23:00	2300	-24.71	78.4	1.113	82.2	-23.9	-8.18	-4.453	-5.545	0.13	0.201	515.7	278
344	12/11/2010 0:00	2400	-24.24	78.4	1.325	101.9	-24.31	-8.37	-4.502	-5.597	0.129	0.2	515.7	278
345	12/11/2010 1:00	100	-23.41	77	1.246	121.7	-20.89	-8.39	-4.549	-5.647	0.129	0.2	517.3	279.6
345	12/11/2010 2:00	200	-24.01	77.4	1.049	108.6	-19.21	-8.43	-4.597	-5.694	0.129	0.2	516.7	279
345	12/11/2010 3:00	300	-24.21	78.3	1.001	89	-21.84	-8.42	-4.641	-5.736	0.129	0.202	517.2	279.5
345	12/11/2010 4:00	400	-24.67	79.7	0.8	79.4	-21.03	-8.39	-4.683	-5.774	0.129	0.202	516.4	278.7
345	12/11/2010 5:00	500	-24.76	79.9	1.236	73.6	-24.75	-8.39	-4.722	-5.807	0.129	0.201	515.8	278.1
345	12/11/2010 6:00	600	-24.27	79.6	1.54	109	-21.3	-8.26	-4.758	-5.836	0.129	0.198	516.3	278.6
345	12/11/2010 7:00	700	-24.51	79.4	1.36	95.9	-21.48	-8.17	-4.791	-5.865	0.128	0.202	516	278.3
345	12/11/2010 8:00	800	-24.36	79.8	1.316	82.4	-16.59	-8.18	-4.823	-5.892	0.128	0.201	515.1	277.4
345	12/11/2010 9:00	900	-23.27	79.7	1.246	84.7	2.534	-8.17	-4.851	-5.917	0.128	0.202	514.8	277.1
345	12/11/2010 10:00	1000	-22.25	79.6	1.973	123.8	4.579	-8.02	-4.879	-5.939	0.128	0.199	515.5	277.8
345	12/11/2010 11:00	1100	-21.93	79.3	1.838	136.3	3.052	-7.83	-4.904	-5.952	0.128	0.194	516.2	278.5
345	12/11/2010 12:00	1200	-22.4	79.4	2.364	128.8	21.95	-7.48	-4.924	-5.956	0.128	0.197	517.2	279.5
345	12/11/2010 13:00	1300	-22.72	79.1	2.109	114.5	-18.67	-7.15	-4.938	-5.952	0.128	0.195	515.8	278.1
345	12/11/2010 14:00	1400	-22.4	79	1.975	112.9	-14.77	-6.883	-4.945	-5.945	0.128	0.197	515.1	277.4
345	12/11/2010 15:00	1500	-21.93	79.1	1.941	112	-10.21	-6.766	-4.948	-5.942	0.128	0.198	515.6	277.9
345	12/11/2010 16:00	1600	-21.77	80.2	2.191	131.2	-2.91	-6.668	-4.951	-5.943	0.128	0.2	516	278.3
345	12/11/2010 17:00	1700	-21.59	80.5	2.28	135.4	1.198	-6.667	-4.956	-5.947	0.128	0.2	515.3	277.6
345	12/11/2010 18:00	1800	-21.3	80.7	1.791	121.8	4.845	-6.664	-4.962	-5.95	0.128	0.193	516.1	278.4
345	12/11/2010 19:00	1900	-21.26	81.2	2.361	127.2	1.694	-6.462	-4.967	-5.95	0.128	0.207	515.7	278
345	12/11/2010 20:00	2000	-21.08	81.5	2.046	119	-0.496	-6.314	-4.97	-5.946	0.128	0.207	515.6	277.9
345	12/11/2010 21:00	2100	-20.82	81.8	1.429	111.2	-5.428	-6.173	-4.97	-5.939	0.128	0.211	516.6	278.9
345	12/11/2010 22:00	2200	-20.89	81.9	2.219	111.7	-10.68	-6.022	-4.969	-5.932	0.128	0.211	515.8	278.1
345	12/11/2010 23:00	2300	-20.67	82.2	1.994	104	-8.73	-5.874	-4.967	-5.924	0.128	0.211	515.8	278.1
345	12/12/2010 0:00	2400	-20.43	82.6	1.798	94.8	-2.49	-5.807	-4.963	-5.917	0.128	0.21	515.6	277.9
346	12/12/2010 1:00	100	-19.6	82.3	1.669	114	1.91	-5.807	-4.96	-5.913	0.128	0.21	517	279.3
346	12/12/2010 2:00	200	-19.74	82.3	2.356	114.7	-16.41	-5.779	-4.958	-5.909	0.128	0.209	516.8	279.1
346	12/12/2010 3:00	300	-20.2	82.7	2.129	91	-19.87	-5.593	-4.956	-5.903	0.128	0.209	516	278.3
346	12/12/2010 4:00	400	-19.89	83.2	1.95	110.5	-3.658	-5.592	-4.953	-5.894	0.128	0.21	516.4	278.7
346	12/12/2010 5:00	500	-19.46	83.1	1.853	114.3	-9.51	-5.592	-4.95	-5.89	0.128	0.209	517.8	280.1
346	12/12/2010 6:00	600	-19.87	83.2	1.822	94.2	-19.84	-5.592	-4.948	-5.888	0.128	0.208	517.3	279.6
346	12/12/2010 7:00	700	-19.68	84.2	1.568	94.9	-2.763	-5.521	-4.946	-5.884	0.128	0.209	517.6	279.9
346	12/12/2010 8:00	800	-19.16	83.9	1.287	110.3	-11.95	-5.459	-4.945	-5.881	0.128	0.205	519.3	281.6
346	12/12/2010 9:00	900	-19.68	84.1	0.946	134.8	-14.56	-5.423	-4.945	-5.88	0.128	0.209	516.8	279.1
346	12/12/2010 10:00	1000	-19.94	83.3	1.026	92.9	-14.57	-5.377	-4.946	-5.879	0.128	0.208	517.7	280
346	12/12/2010 11:00	1100	-20.1	84.1	0.865	114.1	-12.36	-5.492	-4.947	-5.88	0.128	0.208	517	279.3
346	12/12/2010 12:00	1200	-19.89	83.6	0.41	145.7	-10.28	-5.592	-4.95	-5.883	0.128	0.208	516.8	278
346	12/12/2010 13:00	1300	-19.78	83.6	1.202	204.6	-11.8	-5.592	-4.953	-5.887	0.128	0.209	517.6	279.9
346	12/12/2010 14:00	1400	-19.42	83.4	0.585	295.6	-3.333	-5.587	-4.956	-5.888	0.128	0.209	519.1	281.4
346	12/12/2010 15:00	1500	-19.25	83.6	1.407	304.1	1.641	-5.417	-4.96	-5.887	0.128	0.209	519.7	282
346	12/12/2010 16:00	1600	-19.31	84.1	1.364	302.1	1.781	-5.376	-4.963	-5.884	0.128	0.209	520	282.3
346	12/12/2010 17:00	1700	-19.22	84	1.511	298.6	-1.161	-5.219	-4.966	-5.877	0.128	0.203	519.7	282
346	12/12/2010 18:00	1800	-19.21	83.9	1.59	296.4	-5.466	-5.123	-4.967	-5.869	0.128	0.203	519.5	281.8
346	12/12/2010 19:00	1900	-19.04	83.9	2.074	295.7	-0.635	-4.946	-4.966	-5.857	0.128	0.213	520.1	282.4
346	12/12/2010 20:00	2000	-19.23	83.9	2.237	295.5	-2.489	-4.846	-4.965	-5.844	0.128	0.245	520.1	282.4
346	12/12/2010 21:00	2100	-19.52	83.4	2.219	295.4	-10.83	-4.739	-4.96	-5.831	0.128	0.246	519.9	282.2
346	12/12/2010 22:00	2200	-19.91	83.1	1.835	289	-9.05	-4.529	-4.956	-5.815	0.128	0.249	519.9	282.2
346	12/12/2010 23:00	2300	-20.23	82.9	1.304	295.9	-8.55	-4.443	-4.949	-5.798	0.128	0.25	520	282.3
346	12/13/2010 0:00	2400	-20.32	82.8	1.851	287.8	-8.33	-4.302	-4.943	-5.782	0.128	0.248	520.3	282.6
347	12/13/2010 1:00	100	-20.85	82.3	1.177	285.4	-9.43	-4.302	-4.936	-5.766	0.128	0.247	520.5	282.8
347	12/13/2010 2:00	200	-21.61	81.5	0.301	253.4	-11.45	-4.271	-4.929	-5.753	0.128	0.247	519.8	282.1
347	12/13/2010 3:00	300	-22.08	81.2	0.309	243.8	-14.35	-4.248	-4.923	-5.743	0.128	0.244	519.3	281.6
347	12/13/2010 4:00	400	-23.02	80.9	0.138	311.5	-14.18	-4.301	-4.917	-5.737	0.128	0.243	516.9	279.2
347	12/13/2010 5:00	500	-22.79	80.9	0.061	287.3	-9.56	-4.24	-4.911	-5.734	0.128	0.243	519.5	281.1
347	12/13/2010 6:00	600	-22.86	81.1	0.259	45.26	-6.73	-4.526	-4.908	-5.728	0.128	0.247	520.4	282.7
347	12/13/2010 7:00	700	-21.98	81.3	0.162	70.8	-5.605	-4.731	-4.906	-5.746	0.128	0.247	521.1	283.4
347	12/13/2010 8:00	800	-21.27	82.1	0.626	157	-6.332	-4.844	-4.906	-5.756	0.128	0.246	522.1	284.4
347	12/13/2010 9:00	900	-20.83	82.3	0.644	103.5	-6.146	-4.947	-4.908	-5.763	0.128	0.245	522.8	285.1
347	12/13/2010 10:00	1000	-21.12	81.8	1.026	104.4	-8.36	-4.947	-4.909	-5.769	0.128	0.243	522.9	285.2
347	12/13/2010 11:00	1100	-21.09	82.2	1.155	108.7	-8.04	-4.855	-4.91	-5.771	0.128	0.243	523.1	285.4
347	12/13/2010 12:00	1200	-20.76	82.3	0.609	94.5	-8.76	-4.732	-4.909	-5.77	0.128	0.242	523.4	285.7
347	12/13/2010 13:00	1300	-20.24	82.7	0.745	131.9	-18.19	-4.73	-4.908	-5.767	0.128	0.239	522.9	285.2
347	12/13/2010 14:00	1400	-19.21	82.3	0.664	154.2	-20.17	-4.538	-4.902	-5.759	0.128	0.238	522.8	285.1
347	12/13/2010 15:00	1500	-19.89	82.1	1.203	91.8	-15.1	-4.517	-4.897	-5.753	0.128	0.239	522.1	284.4
347	12/13/2010 16:00	1600	-19.95	82.5	1.16	107	-13.32	-4.517	-4.889	-5.746	0.128	0.238	522.2	284.5
347	12/13/2010 17:00	1700	-20.92	81.9	0.613	118.7	-9.39	-4.517	-4.883	-5.744	0.128	0.239	521.9	284.2
347	12/13/2010 18:00	1800	-21.48	81.5	0.451	165.9	-5.389	-4.517	-4.879	-5.745	0.128	0.238	521.7	284
347	12/13/2010 19:00	1900	-21.65	81.6	1.181	103.2	-7.67	-4.518	-4.875	-5.745	0.128	0.239	521.4	283.7
347	12/13/2010 20:00	2000	-21.11	82.2	1.543	106.9	7.8	-4.524	-4.871	-5.744	0.128	0.235	521.6	283.9



Faro Meteorological Data

January 01 - December 31, 2010



Faro Climate Station - 2010 data

Note: Cumulative precipitation is calculated in column 'V', while raw instrument numbers are seen in column 'U'.

-0.1

Julian Day	Date	Hr	Tair	RH %	WindV	WindU	NetRad	SoilHF	SoilT2	SoilT3	Soil W	SnoD	Precip	Precip (rev)
849	12/15/2010 23:00	2300	-22.57	81	0.095	171.4	-3.458	-4.732	-4.952	-5.848	0.128	0.239	518.3	280.6
849	12/16/2010 0:00	2400	-22.16	81	0.095	255.1	-2.1	-4.58	-4.954	-5.857	0.128	0.241	517.9	280.2
850	12/16/2010 1:00	100	-22.11	80.9	0.303	330.6	-1.867	-5.04	-4.958	-5.871	0.128	0.24	518.1	280.4
850	12/16/2010 2:00	200	-22.57	80.5	0.323	274.9	-2.565	-5.162	-4.966	-5.885	0.128	0.239	518.3	280.6
850	12/16/2010 3:00	300	-22.65	80.5	0.286	161.6	-2.537	-5.162	-4.976	-5.898	0.128	0.241	518.1	280.4
850	12/16/2010 4:00	400	-22.57	80.6	0.287	33.78	-3.785	-5.162	-4.984	-5.908	0.128	0.242	517.7	280
850	12/16/2010 5:00	500	-22.17	80.9	0.259	349.1	-2.495	-5.162	-4.991	-5.915	0.128	0.242	517.4	279.7
850	12/16/2010 6:00	600	-21.92	81.1	0.067	30.99	-2.843	-5.162	-4.998	-5.92	0.128	0.242	517.1	279.4
850	12/16/2010 7:00	700	-21.62	81.4	0.155	66.12	-2.575	-5.16	-5.002	-5.925	0.128	0.241	516.8	279.1
850	12/16/2010 8:00	800	-21.89	80.8	0.264	281	1.022	-4.992	-5.007	-5.928	0.128	0.236	518.3	280.6
850	12/16/2010 9:00	900	-22.6	81.1	0.171	49.8	-7.35	-4.947	-5.012	-5.928	0.128	0.241	517.3	279.7
850	12/16/2010 10:00	1000	-21.56	81.7	0.213	120.2	-2.234	-4.947	-5.013	-5.926	0.128	0.24	516.9	279.2
850	12/16/2010 11:00	1100	-21.39	81.6	0.472	98.4	-0.326	-4.947	-5.013	-5.928	0.128	0.237	517.7	280
850	12/16/2010 12:00	1200	-22.36	80.9	0.381	290.4	-5.035	-4.947	-5.017	-5.933	0.128	0.234	517.7	280
850	12/16/2010 13:00	1300	-21.39	82.4	0.197	286.5	-14.28	-4.947	-5.019	-5.935	0.128	0.228	516	278.3
850	12/16/2010 14:00	1400	-20.23	83.5	0.16	346.4	-16.58	-4.947	-5.02	-5.939	0.128	0.222	515	277.3
850	12/16/2010 15:00	1500	-18.64	81.2	0.341	146.5	-24.62	-5.126	-5.021	-5.941	0.128	0.233	514.8	277.1
850	12/16/2010 16:00	1600	-21.1	80.6	0.186	318.9	-6.583	-5.303	-5.027	-5.962	0.128	0.23	517	279.3
850	12/16/2010 17:00	1700	-22.36	80.7	0.239	109.1	-4.036	-5.548	-5.039	-5.985	0.127	0.236	517.8	280.1
850	12/16/2010 18:00	1800	-22.25	81.4	0.46	273.1	-6.577	-5.736	-5.052	-6.01	0.127	0.234	517.7	280
850	12/16/2010 19:00	1900	-22.11	81.1	0.359	42.65	-2.896	-5.815	-5.065	-6.033	0.127	0.238	517.6	279.9
850	12/16/2010 20:00	2000	-21.93	81.4	0.523	351	-6.191	-6.012	-5.081	-6.057	0.128	0.236	517.8	280.1
850	12/16/2010 21:00	2100	-22.32	80.7	0.677	315.9	-3.899	-6.022	-5.098	-6.077	0.127	0.237	517.8	280.1
850	12/16/2010 22:00	2200	-22.22	81.3	0.287	24.09	-4.341	-6.022	-5.116	-6.098	0.127	0.232	519	281.3
850	12/16/2010 23:00	2300	-22.95	80.4	0.533	39.98	-6.996	-6.023	-5.134	-6.115	0.127	0.237	519.2	281.5
850	12/17/2010 0:00	2400	-21.72	82.4	0.45	114.5	-6.21	-6.024	-5.15	-6.13	0.127	0.239	519.5	281.8
851	12/17/2010 1:00	100	-22.45	81.6	0.471	83.2	-1.267	-6.169	-5.165	-6.147	0.127	0.233	519.8	282.1
851	12/17/2010 2:00	200	-21.94	82.1	0.297	123.1	-3.282	-6.239	-5.182	-6.165	0.127	0.236	519.8	282.1
851	12/17/2010 3:00	300	-22.24	81.1	0.363	313.1	-3.253	-6.251	-5.199	-6.184	0.127	0.235	520	282.3
851	12/17/2010 4:00	400	-22.1	81.5	0.356	56.68	-7.12	-6.444	-5.216	-6.205	0.127	0.232	520	282.3
851	12/17/2010 5:00	500	-21.43	82	0.378	322.9	-4.788	-6.454	-5.233	-6.226	0.127	0.235	520	282.3
851	12/17/2010 6:00	600	-21.49	82	0.202	256.2	-4.643	-6.454	-5.251	-6.248	0.127	0.233	520.4	282.7
851	12/17/2010 7:00	700	-21.42	82.4	0.112	78.6	-3.645	-6.577	-5.269	-6.268	0.127	0.234	520.5	282.8
851	12/17/2010 8:00	800	-21.74	82.3	0.204	26.72	-1.807	-6.667	-5.287	-6.286	0.127	0.235	520.8	283.1
851	12/17/2010 9:00	900	-21.23	82.5	0.057	294.3	2.6	-6.669	-5.304	-6.304	0.127	0.234	520.4	282.7
851	12/17/2010 10:00	1000	-21.15	82.9	0.162	303.6	-3.646	-6.669	-5.32	-6.323	0.127	0.232	521	283.3
851	12/17/2010 11:00	1100	-20.94	82.7	0.335	299.6	-7.07	-6.668	-5.338	-6.34	0.127	0.233	520.8	283.1
851	12/17/2010 12:00	1200	-21.28	82.6	0.23	10.39	-6.999	-6.668	-5.354	-6.358	0.126	0.232	519.4	281.7
851	12/17/2010 13:00	1300	-19.36	83.2	0.761	109.2	-10.99	-6.668	-5.367	-6.371	0.126	0.225	516.4	278.7
851	12/17/2010 14:00	1400	-16.48	87.1	0.197	111	-14.69	-6.667	-5.38	-6.382	0.126	0.217	514.7	277
851	12/17/2010 15:00	1500	-16.35	81.8	0.632	112.6	-14.87	-6.646	-5.392	-6.393	0.126	0.227	514	276.3
851	12/17/2010 16:00	1600	-18.09	83	0.005	142.2	-3.784	-6.467	-5.408	-6.406	0.126	0.232	515	277.3
851	12/17/2010 17:00	1700	-20	82.3	0.59	103.1	-5.101	-6.452	-5.42	-6.415	0.126	0.237	514.5	276.8
851	12/17/2010 18:00	1800	-19.69	83.3	0.551	120.2	-1.111	-6.452	-5.43	-6.424	0.126	0.235	514.4	276.7
851	12/17/2010 19:00	1900	-20.04	82.8	0.711	140	-0.352	-6.451	-5.44	-6.431	0.126	0.237	514.1	276.4
851	12/17/2010 20:00	2000	-19.82	83.1	1.259	83.7	-1.792	-6.247	-5.448	-6.433	0.126	0.237	513.9	276.2
851	12/17/2010 21:00	2100	-19.52	83.3	1.036	107.2	-1.415	-5.965	-5.453	-6.426	0.126	0.237	513.7	276
851	12/17/2010 22:00	2200	-19.3	83.6	1.086	114.6	-1.593	-5.729	-5.452	-6.413	0.126	0.236	513.4	275.7
851	12/17/2010 23:00	2300	-18.73	84.2	0.861	131.1	-2.661	-5.5	-5.449	-6.398	0.126	0.237	513.2	275.5
851	12/18/2010 0:00	2400	-18.99	83.6	1.272	139.4	1.603	-5.313	-5.442	-6.381	0.126	0.236	513.3	275.6
852	12/18/2010 1:00	100	-19.43	83.3	0.9	130.6	-0.687	-5.351	-5.43	-6.364	0.126	0.235	513.4	275.7
852	12/18/2010 2:00	200	-20.13	82.7	0.159	147	-1.705	-4.976	-5.42	-6.347	0.126	0.236	513.4	275.7
852	12/18/2010 3:00	300	-20.54	82	0.627	118	1.433	-4.914	-5.408	-6.332	0.126	0.235	513.7	276
852	12/18/2010 4:00	400	-20.91	82.2	1.155	119.3	-1.66	-4.732	-5.394	-6.315	0.126	0.235	513.8	276.1
852	12/18/2010 5:00	500	-20.21	82.8	0.97	80.3	-2.814	-4.731	-5.38	-6.299	0.126	0.235	513.7	276
852	12/18/2010 6:00	600	-19.96	82.9	0.474	131	-1.94	-4.557	-5.367	-6.284	0.126	0.236	513.6	275.9
852	12/18/2010 7:00	700	-20.32	82.4	0.797	304.6	1.847	-4.517	-5.354	-6.271	0.126	0.236	513.8	276.1
852	12/18/2010 8:00	800	-20.74	82.1	0.465	263.6	-0.808	-4.517	-5.342	-6.258	0.126	0.234	514.2	276.5
852	12/18/2010 9:00	900	-21.19	82	0.504	312.1	-2.527	-4.517	-5.331	-6.246	0.126	0.234	514.1	276.4
852	12/18/2010 10:00	1000	-20.45	81.6	0.457	191.16	-0.952	-4.517	-5.325	-6.235	0.126	0.234	514.3	276.5
852	12/18/2010 11:00	1100	-21.17	81.9	0.397	104	-3.2	-4.516	-5.31	-6.225	0.126	0.235	514.3	276.6
852	12/18/2010 12:00	1200	-21.01	82.2	0.206	156.6	-5.159	-4.515	-5.303	-6.217	0.126	0.234	514.3	276.6
852	12/18/2010 13:00	1300	-20.65	82.2	0.17	148.3	-9.99	-4.507	-5.294	-6.209	0.127	0.235	514	276.3
852	12/18/2010 14:00	1400	-19.23	84.3	0.25	232.1	-21.19	-4.398	-5.287	-6.2	0.126	0.222	512.8	275.1
852	12/18/2010 15:00	1500	-18.33	81.9	0.046	5.953	-14.09	-4.301	-5.278	-6.19	0.127	0.226	514	276.3
852	12/18/2010 16:00	1600	-21.85	80.4	0.254	312.2	-8.1	-4.32	-5.273	-6.186	0.127	0.232	515.7	278
852	12/18/2010 17:00	1700	-22.97	80.3	0.323	147.5	-7.1	-4.515	-5.268	-6.184	0.127	0.226	517.1	279.4
852	12/18/2010 18:00	1800	-24.2	78.1	0.146	15.51	-2.1	-4.267	-5.259	-6.194	0.127	0.23	517.9	280.2
852	12/18/2010 19:00	1900	-24.39	79	0.204	26.61	-4.579	-5.045	-5.268	-6.212	0.127	0.233	518.1	280.4
852	12/18/2010 20:00	2000	-24.51	78.8	0.249	174.1	-2.431	-5.346	-5.277	-6.236	0.127	0.235	519	281.3
852	12/18/2010 21:00	2100	-24.56	78.8	0.201	23.62	-3.606	-5.626	-5.29	-6.265	0.127	0.233	520.1	282.4
852	12/18/2010 22:00	2200	-24.84	78.8	0.11	170	-2.532	-5.809	-5.307	-6.292	0.126	0.233	520.7	283
852	12/18/2010 23:00	2300	-25.37	78.6	0.188	167.7	-2.163	-5.901	-5.325	-6.316	0.126	0.229	521.4	283.7
852	12/19/2010 0:00	2400	-25.19	78.9	0.06	99.3	-4.017	-6.035	-5.345	-6.341	0.126	0.233	521.9	284.2
853	12/19/2010 1:00	100	-24.95	78.8	0.104	49.1	-3.444	-6.238	-5.363	-6.368	0.126	0.23	5	



Faro Meteorological Data

January 01 - December 31, 2010



Faro Climate Station - 2010 data

Note: Cumulative precipitation is calculated in column 'V', while raw instrument numbers are seen in column 'U'.

-0.1

Julian Day	Date	Hr	Tair	RH %	WindV	WindD	NetRad	SoilHF	SoilT2	SoilT3	Soil W	SnoD	Precip	Precip (rev)
355	12/21/2010 4:00	400	-20.17	81.7	0.57	133.2	0.336	-5.573	-5.905	-6.892	0.124	0.23	514.2	276.5
355	12/21/2010 5:00	400	-21.81	81.8	0.972	134.7	1.807	-5.788	-5.896	-6.879	0.124	0.229	514.4	276.8
355	12/21/2010 6:00	600	-21.33	81.7	0.762	112	-1.264	-5.377	-5.885	-6.869	0.124	0.228	514.5	276.8
355	12/21/2010 7:00	700	-21.26	81.8	0.571	100.4	-1.668	-5.277	-5.875	-6.859	0.124	0.232	514.5	276.8
355	12/21/2010 8:00	800	-21	82.1	0.609	83.4	-2.05	-5.162	-5.864	-6.847	0.124	0.232	514.5	276.8
355	12/21/2010 9:00	900	-20.96	82	0.626	114.7	-0.837	-5.131	-5.851	-6.835	0.124	0.232	514.5	276.8
355	12/21/2010 10:00	1000	-21.11	81.8	0.618	126.8	-0.57	-4.951	-5.84	-6.822	0.124	0.232	514.6	276.9
355	12/21/2010 11:00	1100	-21.4	81.5	0.651	128	-0.202	-4.947	-5.83	-6.811	0.124	0.232	514.7	277
355	12/21/2010 12:00	1200	-21.62	81.4	0.646	137.3	-1.45	-4.947	-5.821	-6.803	0.124	0.231	514.8	277.1
355	12/21/2010 13:00	1300	-21.35	81.7	0.356	97.6	-7.91	-4.947	-5.811	-6.797	0.124	0.231	514.5	276.8
355	12/21/2010 14:00	1400	-20.57	82.1	0.147	114.2	-8.14	-4.947	-5.801	-6.789	0.125	0.229	514.6	276.8
355	12/21/2010 15:00	1500	-21.4	81.2	0.611	136	-2.287	-4.947	-5.792	-6.78	0.124	0.229	514.8	277.1
355	12/21/2010 16:00	1600	-21.8	81.2	0.625	136.5	-2.228	-4.947	-5.784	-6.775	0.125	0.225	515.3	277.6
355	12/21/2010 17:00	1700	-22.41	80.9	0.533	104.8	-2.93	-4.947	-5.776	-6.77	0.125	0.226	515.8	278.1
355	12/21/2010 18:00	1800	-23.17	80.2	0.471	76.5	1.711	-4.947	-5.771	-6.77	0.125	0.226	517.1	279.4
355	12/21/2010 19:00	1900	-24.46	79.1	0.267	48.36	1.178	-5.134	-5.768	-6.774	0.125	0.229	518.5	280.8
355	12/21/2010 20:00	2000	-25.04	79.1	0.177	42.8	-8.45	-5.269	-5.768	-6.782	0.124	0.224	518.7	281
355	12/21/2010 21:00	2100	-25	78.8	0.528	48.37	-10.5	-4.887	-5.772	-6.795	0.125	0.228	519.4	281.7
355	12/21/2010 22:00	2200	-24.82	78.7	0.308	24.4	-3.285	-5.724	-5.781	-6.814	0.124	0.225	520.9	283.2
355	12/21/2010 23:00	2300	-25.09	78.7	0.229	104.2	-5.591	-5.941	-5.795	-6.837	0.125	0.228	521.4	283.7
355	12/22/2010 0:00	2400	-25.27	78.8	0.126	39.51	-3.488	-6.162	-5.813	-6.863	0.125	0.222	522	284.3
356	12/22/2010 1:00	100	-25.04	78.8	0.558	91.7	-7.99	-6.361	-5.832	-6.889	0.124	0.224	522.5	284.8
356	12/22/2010 2:00	200	-25.25	78.3	0.288	39.81	-0.761	-6.555	-5.856	-6.918	0.124	0.222	522.8	285.1
356	12/22/2010 3:00	300	-25.24	78.2	0.403	27.75	-7.21	-6.675	-5.88	-6.947	0.124	0.224	522.6	284.9
356	12/22/2010 4:00	400	-25.47	78.5	0.222	28.74	-4.217	-6.874	-5.906	-6.975	0.124	0.221	523.2	285.5
356	12/22/2010 5:00	500	-25	78.5	0.332	11.13	-6.832	-6.884	-5.938	-7	0.124	0.221	523.6	285.9
356	12/22/2010 6:00	600	-25.04	78.3	0.259	9.69	-2.311	-7.01	-5.96	-7.03	0.124	0.225	523.2	285.5
356	12/22/2010 7:00	700	-25.29	78.1	0.29	47.35	-5.403	-7.1	-5.986	-7.05	0.124	0.226	523.8	286.1
356	12/22/2010 8:00	800	-25.14	78.1	0.455	110.4	-5.424	-7.1	-6.013	-7.08	0.124	0.22	524.5	286.8
356	12/22/2010 9:00	900	-25.08	78.4	0.339	287.2	-0.381	-7.1	-6.039	-7.1	0.124	0.217	525.4	287.7
356	12/22/2010 10:00	1000	-25.46	77.8	0.26	36.96	-0.56	-7.1	-6.064	-7.12	0.124	0.223	525.2	287.5
356	12/22/2010 11:00	1100	-25.07	78.5	0.083	128.9	-5.148	-7.11	-6.087	-7.14	0.123	0.224	524.9	287.2
356	12/22/2010 12:00	1200	-24.49	79.1	0.17	134.5	-9.7	-7.25	-6.11	-7.16	0.123	0.23	524.6	286.9
356	12/22/2010 13:00	1300	-22.72	80.4	0.109	136.5	-7.01	-7.3	-6.132	-7.18	0.123	0.234	524	286.3
356	12/22/2010 14:00	1400	-21.95	80.8	0.368	96.9	-5.072	-7.12	-6.149	-7.19	0.123	0.227	523.2	285.5
356	12/22/2010 15:00	1500	-21.57	81.2	0.358	154.3	-7.04	-6.966	-6.165	-7.2	0.123	0.24	523.2	284.6
356	12/22/2010 16:00	1600	-21.31	81.6	0.291	293.8	-4.045	-6.671	-6.176	-7.19	0.123	0.234	521.2	283.5
356	12/22/2010 17:00	1700	-20.66	82.3	0.084	343.6	-2.877	-6.351	-6.181	-7.18	0.123	0.225	520.2	282.5
356	12/22/2010 18:00	1800	-20.45	82.4	0.162	268	-2.216	-6.061	-6.181	-7.17	0.123	0.245	518.9	281.2
356	12/22/2010 19:00	1900	-20.03	82.8	0.183	154.2	-1.21	-5.758	-6.176	-7.14	0.123	0.229	518.2	280.5
356	12/22/2010 20:00	2000	-19.84	82.9	0.172	218.7	-1.239	-5.515	-6.168	-7.12	0.123	0.227	517.4	279.7
356	12/22/2010 21:00	2100	-19.9	82.9	0.227	279.9	-1.692	-5.282	-6.157	-7.1	0.123	0.256	516.8	279.1
356	12/22/2010 22:00	2200	-20.66	82.2	0.116	347.2	-2.409	-5.058	-6.14	-7.07	0.123	0.237	516	278.3
356	12/22/2010 23:00	2300	-19.96	82.8	0.188	255	0.785	-4.85	-6.127	-7.04	0.123	0.235	515.7	278
356	12/23/2010 0:00	2400	-20.52	82.3	0.276	293.8	-1.102	-4.669	-6.108	-7.01	0.123	0.279	515.3	277.6
357	12/23/2010 1:00	100	-20.3	82.6	0.085	293.4	-3.07	-4.513	-6.088	-6.986	0.123	0.282	515.1	277.4
357	12/23/2010 2:00	200	-20.49	82.4	0.084	239	-2.369	-4.31	-6.069	-6.958	0.123	0.284	514.7	277
357	12/23/2010 3:00	300	-20.25	82.6	0.049	259.2	-1.172	-4.215	-6.049	-6.93	0.123	0.287	514.5	276.8
357	12/23/2010 4:00	400	-20.63	82.1	0.104	246.2	0.285	-4.087	-6.028	-6.904	0.124	0.3	514.4	276.7
357	12/23/2010 5:00	500	-20.86	82.1	0.171	271.5	-2.134	-3.981	-6.006	-6.878	0.124	0.293	514.3	276.6
357	12/23/2010 6:00	600	-20.68	82.2	0.051	156.8	-0.415	-3.871	-5.985	-6.852	0.124	0.3	514.4	276.7
357	12/23/2010 7:00	700	-21.41	81.4	0.125	262	2.493	-3.858	-5.965	-6.828	0.124	0.3	514.5	276.8
357	12/23/2010 8:00	800	-21.65	81.3	0	0	0.626	-3.668	-5.944	-6.804	0.124	0.297	514.7	277
357	12/23/2010 9:00	900	-21.9	81.1	0	0	2.403	-3.656	-5.923	-6.782	0.124	0.297	515	277.3
357	12/23/2010 10:00	1000	-22.58	80.4	0	0	0.726	-3.656	-5.904	-6.761	0.124	0.298	515.1	277.4
357	12/23/2010 11:00	1100	-22.3	81	0	0	-1.652	-3.656	-5.883	-6.741	0.124	0.296	515.3	277.6
357	12/23/2010 12:00	1200	-22.39	80.6	0	0	-3.469	-3.656	-5.864	-6.723	0.124	0.296	515.1	277.4
357	12/23/2010 13:00	1300	-21.54	81.4	0	0	-9.98	-3.622	-5.845	-6.706	0.124	0.293	514.2	276.5
357	12/23/2010 14:00	1400	-21.61	81.1	0	0	-3.637	-3.446	-5.827	-6.687	0.124	0.291	514.7	277
357	12/23/2010 15:00	1500	-21.79	81.1	0	0	-8.38	-3.441	-5.811	-6.671	0.124	0.291	514.5	276.8
357	12/23/2010 16:00	1600	-21.5	81.4	0	0	-2.696	-3.441	-5.792	-6.655	0.124	0.289	514.3	276.6
357	12/23/2010 17:00	1700	-21.28	81.8	0	0	-3.932	-3.441	-5.775	-6.642	0.124	0.285	514.2	276.5
357	12/23/2010 18:00	1800	-21.14	81.8	0	0	-1.657	-3.441	-5.761	-6.629	0.124	0.284	514.2	276.5
357	12/23/2010 19:00	1900	-21.23	81.6	0	0	-0.435	-3.441	-5.748	-6.615	0.125	0.291	514.3	276.6
357	12/23/2010 20:00	2000	-20.79	82.2	0	0	-3.554	-3.441	-5.733	-6.602	0.125	0.292	514.3	276.6
357	12/23/2010 21:00	2100	-21.08	81.8	0	0	1.153	-3.441	-5.72	-6.588	0.125	0.291	514.3	276.6
357	12/23/2010 22:00	2200	-20.82	82.2	0	0	-2.579	-3.441	-5.707	-6.575	0.125	0.287	514.2	276.5
357	12/23/2010 23:00	2300	-20.71	82.2	0	0	-1.542	-3.441	-5.694	-6.563	0.125	0.292	514	276.3
357	12/24/2010 0:00	2400	-19.94	82.9	0	0	-1.099	-3.441	-5.681	-6.551	0.125	0.285	514.1	276.4
358	12/24/2010 1:00	100	-20.4	82.7	0	0	-2.575	-3.441	-5.669	-6.54	0.124	0.289	513.8	276.1
358	12/24/2010 2:00	200	-19.86	83	0	0	-3.98	-3.441	-5.657	-6.53	0.125	0.289	513.8	276.1
358	12/24/2010 3:00	300	-20.63	81.9	0	0	5.102	-3.441	-5.646	-6.52	0.125	0.29	514.1	276.4
358	12/24/2010 4:00	400	-20.64	82.6	0	0	-4.739	-3.441	-5.634	-6.509	0.125	0.291	514	276.3
358	12/24/2010 5:00	500	-20.34	82.6	0	0	-0.431	-3.441	-5.622	-6.498	0.125	0.292	513.8	276.1
358	12/24/2010 6:00	600	-19.54	83.5	0	0	-6.67	-3.437	-5.611	-6.489	0.125	0.3	513.6	275.9
358	12/24/2010 7:00	700	-18.85	84.2	0	0	5.773	-3.396	-5.595	-6.479	0.125	0.301	513.1	275.4
358	12/24/2010													



Faro Meteorological Data January 01 - December 31, 2010



Faro Climate Station - 2010 data
Note: Cumulative precipitation is calculated in column 'V', while raw instrument numbers are seen in column 'U'.

-0.1

Julian Day	Date	Hr	Tair	RH %	WindV	WindD	NetRad	SoilHF	SoilT2	SoilT3	Soil W	SnoD	Precip	Precip (rev)
360	12/26/2010 9:00	900	-17.09	85.7	0	0	10.32	-3.727	-5.133	-6.289	0.127	0.305	515.6	277.9
360	12/26/2010 10:00	1000	-17.09	85.7	0	0	2.051	-3.44	-5.141	-6.232	0.126	0.297	515.1	277.4
360	12/26/2010 11:00	1100	-13.92	89	0	0	-1.254	-3.655	-5.135	-6.281	0.127	0.3	514.9	277.2
360	12/26/2010 12:00	1200	-13.38	89.2	0	0	-0.546	-3.655	-5.137	-6.277	0.126	0.298	514.9	277.2
360	12/26/2010 13:00	1300	-13.46	89	0	0	-1.765	-3.655	-5.138	-6.271	0.126	0.297	514.7	277
360	12/26/2010 14:00	1400	-13.34	88.7	0	0	-7.61	-3.638	-5.139	-6.263	0.126	0.301	514.6	276.9
360	12/26/2010 15:00	1500	-15.22	87.2	0	0	-2.041	-3.463	-5.139	-6.255	0.126	0.3	514.6	276.9
360	12/26/2010 16:00	1600	-14.82	87.6	0	0	-1.024	-3.44	-5.141	-6.247	0.126	0.3	514.5	276.8
360	12/26/2010 17:00	1700	-14.32	87.9	0	0	-0.233	-3.44	-5.141	-6.241	0.126	0.298	514.4	276.7
360	12/26/2010 18:00	1800	-14.08	88	0	0	0.284	-3.44	-5.141	-6.232	0.126	0.297	514.3	276.6
360	12/26/2010 19:00	1900	-14.4	88.1	0	0	0.564	-3.44	-5.142	-6.224	0.126	0.303	514.3	276.6
360	12/26/2010 20:00	2000	-14.38	87.7	0	0	1.971	-3.425	-5.141	-6.216	0.126	0.313	514.5	276.8
360	12/26/2010 21:00	2100	-14.88	87.3	0	0	3.012	-3.26	-5.139	-6.207	0.126	0.317	514.7	277
360	12/26/2010 22:00	2200	-16.33	86.1	0	0	7.39	-3.225	-5.137	-6.199	0.126	0.316	515.1	277.4
360	12/26/2010 23:00	2300	-17.3	85.3	0	0	2.902	-3.225	-5.134	-6.191	0.127	0.318	515.3	277.6
360	12/27/2010 0:00	2400	-17.21	85.5	0	0	-0.512	-3.224	-5.127	-6.181	0.127	0.319	515.4	277.7
361	12/27/2010 1:00	100	-17.04	85.7	0	0	-0.934	-3.13	-5.12	-6.17	0.127	0.318	515.5	277.8
361	12/27/2010 2:00	200	-16.76	85.9	0	0	-0.697	-3.031	-5.112	-6.16	0.127	0.319	515.5	277.8
361	12/27/2010 3:00	300	-16.65	86	0	0	-0.081	-3.054	-5.104	-6.151	0.127	0.321	515.6	277.9
361	12/27/2010 4:00	400	-16.7	85.9	0	0	1.403	-3.141	-5.095	-6.144	0.127	0.32	515.7	278
361	12/27/2010 5:00	500	-17.35	85.1	0	0	7.64	-3.225	-5.087	-6.14	0.127	0.319	515.9	278.2
361	12/27/2010 6:00	600	-17.93	85	0	0	3.021	-3.225	-5.08	-6.136	0.127	0.318	515.9	278.2
361	12/27/2010 7:00	700	-17.57	85.2	0	0	1.228	-3.225	-5.071	-6.131	0.127	0.318	516	278.3
361	12/27/2010 8:00	800	-17.57	85.1	0	0	2.472	-3.225	-5.062	-6.127	0.127	0.317	516.2	278.5
361	12/27/2010 9:00	900	-18.05	84.4	0	0	12.7	-3.227	-5.054	-6.126	0.127	0.313	516.6	278.9
361	12/27/2010 10:00	1000	-20.4	82.8	0	0	13.88	-3.366	-5.046	-6.124	0.127	0.319	516.6	278.9
361	12/27/2010 11:00	1100	-19.37	83.7	0	0	6.77	-3.429	-5.038	-6.122	0.127	0.312	517	279.3
361	12/27/2010 12:00	1200	-19.89	82.6	0	0	10.7	-3.441	-5.032	-6.122	0.127	0.317	516.8	279.1
361	12/27/2010 13:00	1300	-19.37	84	0	0	9.64	-3.441	-5.024	-6.121	0.127	0.314	516.6	278.9
361	12/27/2010 14:00	1400	-18.89	84.3	0	0	0.68	-3.441	-5.017	-6.122	0.127	0.311	516.4	278.7
361	12/27/2010 15:00	1500	-16.39	86.4	0	0	0.105	-3.486	-5.011	-6.122	0.127	0.307	516.2	278.5
361	12/27/2010 16:00	1600	-18.66	83.1	0	0	8.36	-3.655	-5.007	-6.128	0.127	0.315	516.9	279.2
361	12/27/2010 17:00	1700	-20.37	82.4	0	0	8.31	-3.748	-5.003	-6.136	0.127	0.314	517.3	279.6
361	12/27/2010 18:00	1800	-21.56	80.8	0	0	12.96	-3.871	-5.001	-6.146	0.127	0.313	517.9	280.2
361	12/27/2010 19:00	1900	-22.17	80.3	0	0	11.85	-3.873	-4.999	-6.155	0.127	0.313	518.2	280.5
361	12/27/2010 20:00	2000	-22.77	80.3	0	0	6.109	-4.002	-4.998	-6.164	0.127	0.317	518.2	280.5
361	12/27/2010 21:00	2100	-22.35	81.6	0	0	8.4	-4.041	-4.998	-6.171	0.127	0.308	518.9	281.2
361	12/27/2010 22:00	2200	-23.16	80.2	0	0	1.171	-4.012	-4.999	-6.175	0.127	0.315	519.1	281.4
361	12/27/2010 23:00	2300	-23.4	79.6	0	0	7.05	-3.958	-5	-6.178	0.127	0.311	519.5	281.8
361	12/28/2010 0:00	2400	-21.99	81.7	0	0	-3.031	-3.913	-5.001	-6.179	0.127	0.313	519.7	282
362	12/28/2010 1:00	100	-20.29	82.7	0	0	0.154	-3.896	-5.003	-6.181	0.127	0.314	519.5	281.8
362	12/28/2010 2:00	200	-18.77	84.2	0	0	-3.253	-4.031	-5.007	-6.182	0.127	0.313	519.3	281.6
362	12/28/2010 3:00	300	-18.17	84.6	0	0	-2.899	-4.086	-5.011	-6.185	0.127	0.311	519.1	281.4
362	12/28/2010 4:00	400	-17.78	84.8	0	0	0.868	-4.086	-5.017	-6.188	0.127	0.312	518.9	281.2
362	12/28/2010 5:00	500	-18.32	84.2	0	0	10.44	-4.081	-5.024	-6.192	0.127	0.308	519	281.3
362	12/28/2010 6:00	600	-19.11	83.7	0	0	11.73	-3.912	-5.032	-6.192	0.127	0.308	519.1	281.4
362	12/28/2010 7:00	700	-19.63	83.2	0	0	6.714	-3.871	-5.038	-6.189	0.127	0.307	519.2	281.5
362	12/28/2010 8:00	800	-19.62	83.2	0	0	7.39	-3.871	-5.042	-6.185	0.127	0.314	519.1	281.4
362	12/28/2010 9:00	900	-18.94	84.1	0	0	-0.583	-3.843	-5.047	-6.181	0.127	0.311	519	281.3
362	12/28/2010 10:00	1000	-18.84	84.3	0	0	-3.686	-3.791	-5.05	-6.178	0.127	0.316	518.8	281.1
362	12/28/2010 11:00	1100	-18.51	84.6	0	0	-1.755	-3.792	-5.054	-6.175	0.127	0.307	518.5	280.8
362	12/28/2010 12:00	1200	-17.92	84.8	0	0	1.981	-3.867	-5.058	-6.174	0.127	0.308	518.1	280.4
362	12/28/2010 13:00	1300	-17.45	85.3	0	0	-5.551	-3.805	-5.062	-6.174	0.127	0.313	517.5	279.8
362	12/28/2010 14:00	1400	-16.2	86.5	0	0	-12.6	-3.658	-5.065	-6.169	0.127	0.312	516.9	279.2
362	12/28/2010 15:00	1500	-16.14	86.3	0	0	-7.26	-3.655	-5.068	-6.165	0.127	0.312	516.4	278.7
362	12/28/2010 16:00	1600	-16.43	86.1	0	0	-4.368	-3.655	-5.071	-6.161	0.127	0.312	516.1	278.4
362	12/28/2010 17:00	1700	-16.49	86	0	0	-0.26	-3.653	-5.071	-6.155	0.127	0.313	515.8	278.1
362	12/28/2010 18:00	1800	-17.01	85.4	0	0	0.894	-3.483	-5.071	-6.148	0.127	0.312	515.7	278
362	12/28/2010 19:00	1900	-17.27	85.3	0	0	1.321	-3.44	-5.069	-6.14	0.127	0.312	515.7	278
362	12/28/2010 20:00	2000	-17.57	85.1	0	0	0.453	-3.44	-5.069	-6.129	0.127	0.312	515.8	278.1
362	12/28/2010 21:00	2100	-17.72	85	0	0	-0.699	-3.436	-5.064	-6.121	0.127	0.312	515.8	278
362	12/28/2010 22:00	2200	-17.66	85	0	0	2.662	-3.437	-5.059	-6.113	0.127	0.311	515.9	278.2
362	12/28/2010 23:00	2300	-18.2	84.3	0	0	10.44	-3.394	-5.055	-6.107	0.127	0.308	516.3	278.6
362	12/29/2010 0:00	2400	-19.97	82.2	0	0	17.07	-3.301	-5.048	-6.1	0.127	0.312	517	279.3
363	12/29/2010 1:00	100	-20.19	82.8	0	0	13.26	-3.244	-5.043	-6.094	0.127	0.305	517.6	279.9
363	12/29/2010 2:00	200	-21.82	80.7	0	0	11.42	-3.277	-5.038	-6.089	0.127	0.311	518.1	280.4
363	12/29/2010 3:00	300	-22.52	80.3	0	0	1.551	-3.414	-5.033	-6.085	0.127	0.313	518	280.3
363	12/29/2010 4:00	400	-19.85	83	0	0	11.51	-3.441	-5.028	-6.083	0.127	0.309	518.3	280.6
363	12/29/2010 5:00	500	-19.79	82.9	0	0	10.03	-3.443	-5.025	-6.083	0.127	0.311	518.3	280.6
363	12/29/2010 6:00	600	-19.96	82.8	0	0	11.72	-3.623	-5.024	-6.086	0.127	0.307	518.4	280.7
363	12/29/2010 7:00	700	-19.85	82.8	0	0	10.21	-3.668	-5.024	-6.093	0.127	0.307	518.6	280.9
363	12/29/2010 8:00	800	-20.46	82.3	0	0	12.71	-3.869	-5.026	-6.103	0.127	0.307	518.7	281
363	12/29/2010 9:00	900	-20.6	81.7	0	0	15.01	-3.993	-5.029	-6.116	0.127	0.305	519.2	281.5
363	12/29/2010 10:00	1000	-22.54	80.1	0	0	12	-4.086	-5.032	-6.13	0.127	0.311	519.3	281.6
363	12/29/2010 11:00	1100	-22.38	80.7	0	0	7.14	-4.103	-5.035	-6.143	0.127	0.306	519.6	281.9
363	12/29/2010 12:00	1200	-21.48	81.5	0	0	10.04	-4.283	-5.039	-6.154	0.127	0.307	519	281.3
363	12/29/2010 13:00	1300	-19.61	83.5	0	0	6.618	-4.233	-5.041	-6.161	0.127	0.306	517.7	280
363	12/29/2010 14:00	1400	-18.11	84.8	0	0	4.966	-4.088	-5.043	-6.165	0.127	0.306	517.1	279.4
363	12/29/2010 15:00	1500	-16.65	85.4	0	0	-5.511	-4.244	-5.046	-6.173	0.			



Faro Climate Station - 2010 data

Note: Cumulative precipitation is calculated in column 'V', while raw instrument numbers are seen in column 'U'.

-0.1

Julian Day	Date	Hr	Tair	RH %	WindV	WindD	NetRad	SoilHF	SoilT2	SoilT3	Soil W	SnoD	Precip	Precip (rev)
365	12/31/2010 14:00	1400	-10.73	90.7	0	0	-8.7	-2.579	-4.858	-5.984	0.128	0.286	513.6	275.9
365	12/31/2010 15:00	1500	-10.17	90.8	0	0	-5.778	-2.469	-4.849	-5.966	0.128	0.284	513.4	275.7
365	12/31/2010 15:00	1600	-9.95	91.2	0	0	-3.743	-2.367	-4.84	-5.95	0.128	0.284	513.3	275.6
365	12/31/2010 17:00	1700	-9.23	91.7	0	0	-0.754	-2.364	-4.832	-5.935	0.128	0.285	513.2	275.5
365	12/31/2010 18:00	1800	-8.4	92.4	0	0	0.993	-2.364	-4.824	-5.922	0.127	0.288	513.3	275.6
365	12/31/2010 19:00	1900	-8.06	92.6	0	0	-1.18	-2.364	-4.816	-5.905	0.127	0.291	513.4	275.7
365	12/31/2010 20:00	2000	-7.16	93.4	0	0	-3.066	-2.235	-4.807	-5.886	0.127	0.291	513.7	276
365	12/31/2010 21:00	2100	-5.793	94.3	0	0	-4.767	-2.149	-4.797	-5.867	0.128	0.29	514.3	276.6
365	12/31/2010 22:00	2200	-5.181	94.2	0	0	1.686	-2.149	-4.788	-5.847	0.128	0.289	516.1	278.4
365	12/31/2010 23:00	2300	-4.632	94.7	0	0	-2.725	-1.998	-4.779	-5.827	0.128	0.291	517	279.3
365	12/31/2010 0:00	2400	-4.066	95.2	0	0	-1.755	-1.934	-4.771	-5.806	0.128	0.292	517.9	280.2

Table G-1: Faro Climate Station - Daily and Monthly Average Temperature



Month	Day	Monthly	Faro Daily Air Temperature 2010 (°C)																														
			1	2	3	4	5	6	7	8	9	10	11	12	13	14	15	16	17	18	19	20	21	22	23	24	25	26	27	28	29	30	31
January	Average	-12.41	-24.95	-26.84	-24.89	-18.20	-16.54	-12.68	-8.50	-6.21	-9.68	-17.88	-23.06	-22.95	-20.65	-9.51	-9.60	-5.44	-3.82	-6.81	-7.36	-6.12	-4.55	-6.55	-7.93	-9.38	-10.52	-13.12	-13.28	-8.84	-11.02	-8.29	-9.55
	Max	-2.617	-22.92	-24.1	-21.9	-15.66	-14.83	-9.95	-7.09	-3.7	-4.652	-14.01	-21.66	-20.71	-14.91	-7.53	-6.866	-2.617	-2.675	-4.91	-3.505	-2.915	-3.535	-6.207	-7.33	-8.09	-8.72	-9.36	-9.47	-6.338	-5.698	-6.432	-7.83
	Min	-28.35	-26.74	-28.35	-27.06	-21.91	-18.86	-14.63	-9.91	-8.18	-13.31	-21.5	-24.07	-23.76	-24.18	-15.29	-12.75	-7.71	-5.209	-9.12	-9.64	-9.12	-6.267	-6.946	-8.8	-10.84	-12.44	-15.8	-15.5	-10.84	-14.59	-10.2	-10.78
February	Average	-7.28	-11.38	-14.65	-21.18	-20.43	-11.48	-3.29	-1.99	-4.13	-8.55	-11.32	-12.02	-8.99	-8.18	-3.64	-3.55	-5.48	-2.88	-4.32	-1.72	1.49	-3.32	-5.14	-6.40	-8.85	-9.08	-3.92	-5.26	-4.30	n/a	n/a	n/a
	Max	8.76	-10.38	-11.23	-13.76	-15.58	-5.505	0.23	-0.401	-2.326	-5.35	-7.08	-6.407	-2.851	-2.391	-1.473	-0.887	-3.007	-1.716	1.082	7.18	8.76	4.095	3.792	-2.161	-5.568	-5.705	-2.002	-2.273	-1.685	n/a	n/a	n/a
	Min	-25	-12.77	-21.41	-25	-24.57	-15.07	-4.948	-3.284	-7.94	-12.23	-14.58	-14.96	-12.52	-11.86	-5.912	-7.91	-7.78	-4.936	-7.51	-5.387	-3.706	-6.852	-9.28	-10.69	-11.04	-11.48	-5.626	-8.84	-8.33	n/a	n/a	n/a
March	Average	-6.64	-0.98	-0.71	-4.38	-5.34	-7.89	-3.29	-9.18	-10.91	-4.80	-9.72	-6.54	-7.42	-7.60	-3.18	-1.69	-4.50	-6.55	-8.09	-9.19	-9.92	-16.12	-15.39	-14.44	-10.50	-8.87	-8.10	-2.85	-0.35	-2.69	-1.98	-2.60
	Max	4.43	1.099	1.512	-2.966	-2.119	-5.754	-1.077	-5.811	-6.928	-2.044	-6.98	-3.446	-5.795	-4.092	-0.394	1.285	1.519	-0.982	-4.499	-3.586	-7.42	-6.54	-6.535	-9.34	-7.74	-2.127	-2.462	0.643	2.847	4.43	4.428	2.142
	Min	-23.81	-2.656	-2.585	-7.02	-7.61	-10.09	-5.288	-13.84	-15.33	-6.511	-11.95	-9.07	-11.56	-13.55	-5.977	-4.477	-8.95	-9.36	-12.06	-13.12	-16.86	-23.81	-21.34	-19.15	-12.37	-12.4	-13.83	-7.01	-3.255	-9.53	-6.895	-7.34
April	Average	0.27	-4.77	-3.79	-2.44	-2.86	-4.06	-1.92	-5.82	-7.81	-5.63	-4.01	-4.47	-0.86	-1.83	2.05	3.57	1.33	2.22	4.54	5.93	0.93	-0.03	-0.10	0.75	3.67	4.92	4.99	5.68	6.46	3.65	n/a	
	Max	11.76	-1.138	0.911	1.37	1.427	0.909	1.369	-0.86	-4.056	-0.634	2.793	1.463	3.238	0.934	6.592	6.556	5.88	4.87	6.73	10.35	11.76	3.043	2.373	3.641	5.409	7.62	8.08	9.28	10.19	10.99	6.562	n/a
	Min	-12.71	-8.98	-8.56	-6.984	-8.2	-8.05	-5.717	-10.78	-12.71	-9.45	-9.59	-11.82	-6.188	-5.544	-1.851	0.321	-4.333	-1.102	2.842	2.077	2.806	-0.861	-3.168	-4.938	-4.481	-0.368	2.564	1.065	1.347	1.094	0.908	n/a
May	Average	6.76	3.48	1.35	1.20	1.38	2.48	3.00	3.07	2.49	1.57	2.59	4.29	3.94	2.08	4.49	5.85	3.08	7.07	9.94	7.79	5.49	7.33	8.83	9.20	10.60	11.55	12.46	13.50	14.05	15.23	15.89	14.19
	Max	20.27	7.3	3.404	3.915	6.243	6.63	6.838	6.862	5.668	4.203	6.522	7.35	6.946	4.439	9.67	9	7.24	12.89	14.74	9.91	10.82	10.77	14.15	13.6	14.5	16.08	17.41	18.36	18.36	19.95	20.27	18.42
	Min	-4.56	-0.074	-0.392	0.124	-4.56	-2.042	-1.602	-1.995	-0.781	-0.901	-1.49	0.837	1.86	-1.066	-2.105	3.413	-0.181	-0.115	4.027	3.349	1.24	4.356	3.039	5.107	5.319	5.08	6.261	6.511	7.67	8.85	10.24	7.81
June	Average	9.68	14.05	13.38	10.40	5.96	7.23	8.18	9.08	8.81	9.62	9.70	6.28	4.73	6.30	10.31	8.89	9.41	9.10	9.67	12.65	13.10	11.94	9.26	10.29	11.67	11.76	10.92	9.25	10.07	9.69	n/a	
	Max	18.1	17.74	18.1	16.04	7.86	8.93	10.45	12.32	12.04	13.75	12.75	13.02	8.23	7.22	11	15.98	11.89	13.96	11.64	14.26	16.32	16.65	15.57	11.28	14.28	15.12	15.87	13.89	13.57	13.76	13.19	n/a
	Min	1.93	9.52	8.24	5.296	3.743	4.32	4.716	6.119	4.857	4.149	6.347	7.37	4.134	2.747	1.93	3.549	6.824	4.966	7.02	4.163	6.957	10.32	8.7	7.47	7.93	6.668	7.39	8.62	6.753	6.267	7.14	n/a
July	Average	12.32	10.16	11.20	10.50	8.82	10.59	11.98	12.75	14.76	16.63	14.51	9.08	10.34	13.87	10.62	10.16	9.75	10.13	13.17	15.07	14.17	10.95	10.94	9.05	8.99	12.03	14.32	16.53	13.66	14.69	16.62	15.76
	Max	21.77	13.82	14.75	12.24	11.32	12.71	16.82	16.97	19.9	21.77	16.28	13.17	17.02	19.37	13.04	14.7	12.08	13.67	17.25	19.7	18.38	13.56	13.74	10.25	12.53	15.79	19.96	21.72	17.29	20.46	21.46	19.61
	Min	4.378	7.26	8.25	8.81	6.372	7.99	8.22	9.7	9.43	9.35	12.76	6.302	4.378	8.4	7.71	5.975	7.13	5.901	8.75	8.36	10.63	9.01	9.07	7.39	6.238	7.32	7.72	9.74	8.6	7.65	10.44	12.41
August	Average	11.41	16.57	17.02	17.97	19.62	17.62	13.67	11.09	9.79	11.81	12.22	10.54	12.24	14.55	15.36	17.07	18.52	15.31	9.77	6.69	6.22	5.44	6.70	7.76	6.26	6.72	6.09	6.92	8.12	8.93	9.37	7.77
	Max	25.34	21.52	20.47	23.17	25.34	20.73	16.02	15.57	12.5	16.11	17.22	14.17	17.08	19.18	18.98	23.88	24.04	18.02	13.69	7.78	9.27	7.35	10.95	11	9.95	10.03	10.4	11.23	12.55	12.96	13.03	12.26
	Min	2.386	10.99	13.4	11.49	12.84	13.3	11.25	7.49	8.06	6.802	7.71	8.04	7.25	8.95	11.75	9.81	12.58	11.93	8.22	5.476	4.511	3.55	4.839	5.26	4.233	3.981	2.553	2.386	3.357	3.288	6.858	4.214
September	Average	4.51	6.42	4.57	4.99	7.23	5.95	6.10	8.83	10.02	8.19	6.65	6.76	7.42	7.63	6.96	7.75	7.35	7.01	5.42	3.23	3.82	3.41	-0.21	-3.09	-3.80	-0.53	2.91	0.45	-3.33	2.88	4.36	n/a
	Max	13.86	9.21	5.895	6.427	11.78	8.57	10.34	13.86	13.56	10.3	10.03	9.79	11.95	11.62	10.62	13.17	12.03	12.1	7.87	8.25	9.22	8.28	1.862	-1.169	-2.451	4.657	4.233	2.195	-0.138	5.647	6.585	n/a
	Min	-6.234	3.47	2.689	3.857	3.291	2.695	3.416	3.467	6.777	5.886	4.345	4.083	4.522	4.243	3.176	1.694	2.102	1.943	2.405	-1.661	-1.074	-1.601	-2.13	-5.214	-5.217	-4.68	1.179	-3.836	-6.234	-0.182	2.203	n/a
October	Average	-1.73	7.24	4.34	2.11	2.06	0.20	2.45	0.11	-1.24	-0.17	0.52	-0.69	-2.89	-1.09	-2.25	-4.25	-4.53	-1.87	0.88	-0.38	-2.56	-4.87	-6.43	-5.99	-5.35	-5.22	-3.70	-2.72	-4.70	-1.91	-4.90	-5.80
	Max	9.38	9.38	7.34	5.168	4.462	2.211	3.439	2.688	2.143	2.412	2.495	1.702	0.398	1.949	-0.565	-1.004	-1.884	0.067	2.426	0.63	2.497	3.096	-1.87	-3.747	-1.939	-4.455	-1.642	-1.778	-3.546	-0.101	-0.205	-2.643
	Min	-9.78	5.259	1.852	-1.776	0.159	-2.021	1.156	-3.567	-4.596	-1.954	-0.863	-4.668	-5.703	-2.512	-4.677	-5.895	-6.573	-3.853	0.064	-1.667	-5.723	-7.72	-9.78	-8.43	-8.77	-6.434	-5.063	-3.817	-6.321	-3.252	-8.3	-8.75
November	Average	-9.13	-3.40	0.99	-1.66	1.19	-3.33	-4.80	-5.21	-6.60	-9.56	-8.46	-7.16	-2.74	-0.28	-6.98	-11.78	-16.42	-18.90	-15.97	-13.35	-12.19	-15.08	-20.00	-12.01	-5.43	-3.84	-9.92	-14.00	-19.05	-11.51	-16.41	n/a
	Max	2.558	-1.595	2.397	0.673	2.558	-0.778	-2.058	-4.135	-0.156	-1.49	-2.823	-5.239	-0.467	1.344	-2.087	-6.378	-14.55	-15.66	-13.2	-11.41	-10.42	-12.09	-15.11	-5.75	-1.562	-2.048	-6.599	-11.22	-13.4	-9.16	-10.88	n/a
	Min	-24.13	-5.368	-1.244	-4.055	-0.617	-6.709	-6.725	-6.421	-9.51	-12.91	-11.06	-9.54	-5.445	-2.194	-9.21	-16.17	-17.53	-22.77	-21.45	-14.9	-13.93	-19.24	-24.13	-17.97	-9.6	-6.286	-13.75	-17	-21.52	-17.32	-19.35	n/a
December	Average	-18.52	-23.19	-25.98	-22.18	-11.17	-3.51	-6.89	-12.48	-14.07	-16.72	-21.35	-22.70	-19.66	-21.27	-22.80	-21.08	-20.36	-21.54	-21.78	-19.95	-21.93	-23.14	-21.23	-18.69	-18.29	-15.85	-19.22	-18.16	-20.24	-16.04	-10.78	
	Max	-1.823	-19.54	-21.28	-18.34	-4.489	-1.823	-2.916	-9.47	-13.13	-14.12	-19.08	-20.67	-19.04	-19.21	-21.01	-20.57	-18.64	-16.35	-18.33	-17.36	-16.45	-20.1	-19.84	-20.25	-15.07	-16.06	-13.34	-16.39	-16.14	-16.65	-13.89	-4.632
	Min	-28.49	-27.95	-28.49	-26.33	-21.75	-5.002	-10.08	-14.72	-15.08	-19.14	-24.71	-24.76	-20.43	-23.02	-24.14	-22.9	-22.95	-22.45	-25.37	-25.19	-22.46	-25.09	-25.47	-22.58	-20.64	-20.54	-19.09	-23.4	-21.99	-22.54	-17.94	-13.49

Month	Monthly Avg. Precip. (mm)	Monthly Cumulative Precip. (mm)	Faro Daily Precip. (mm)																														
			1	2	3	4	5	6	7	8	9	10	11	12	13	14	15	16	17	18	19	20	21	22	23	24	25	2					

Figure G-1: Faro Air Temperature (Hourly) - 2010

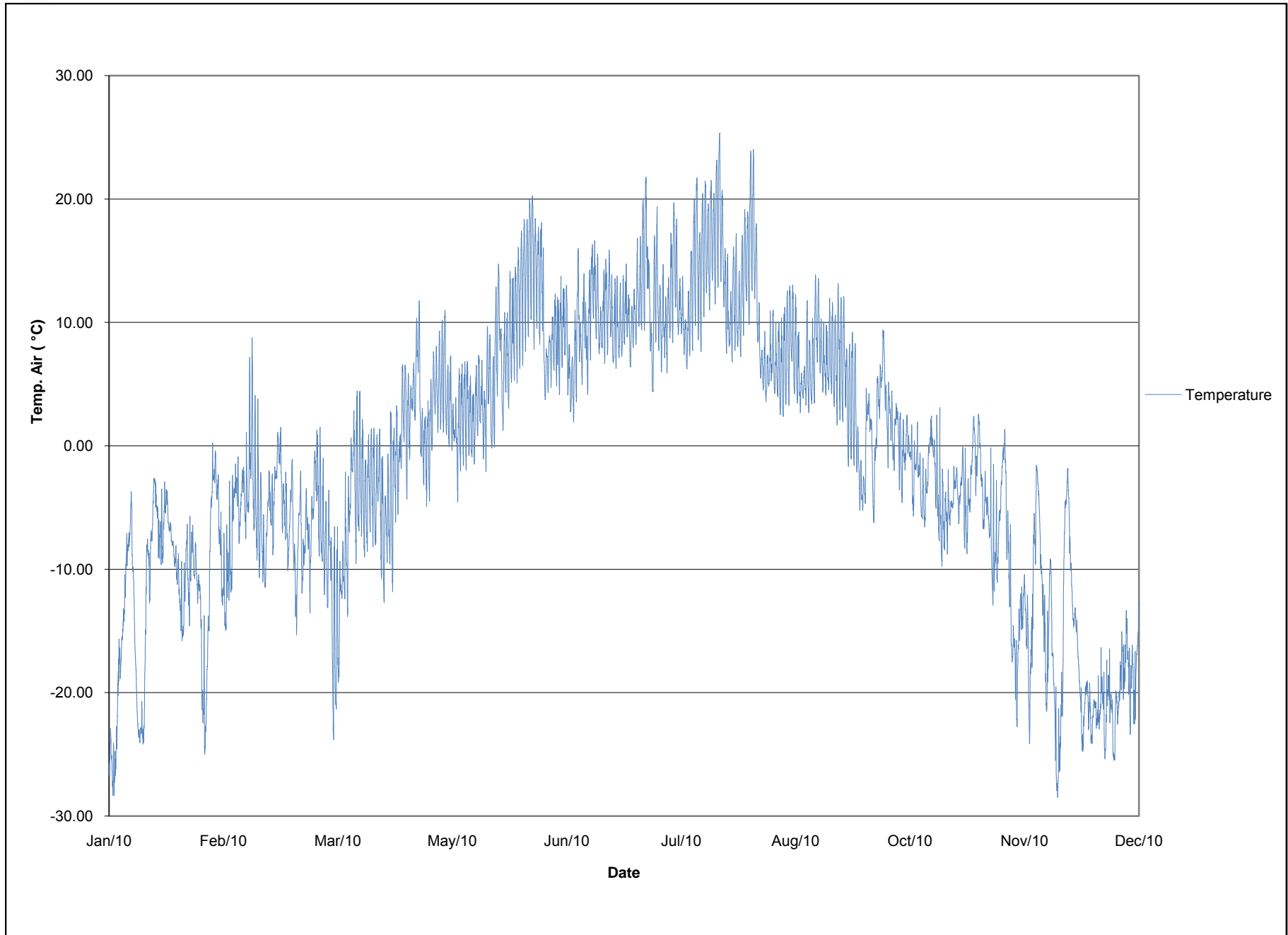


Figure G-2: Faro Cumulative Precipitation (Hourly) - 2010

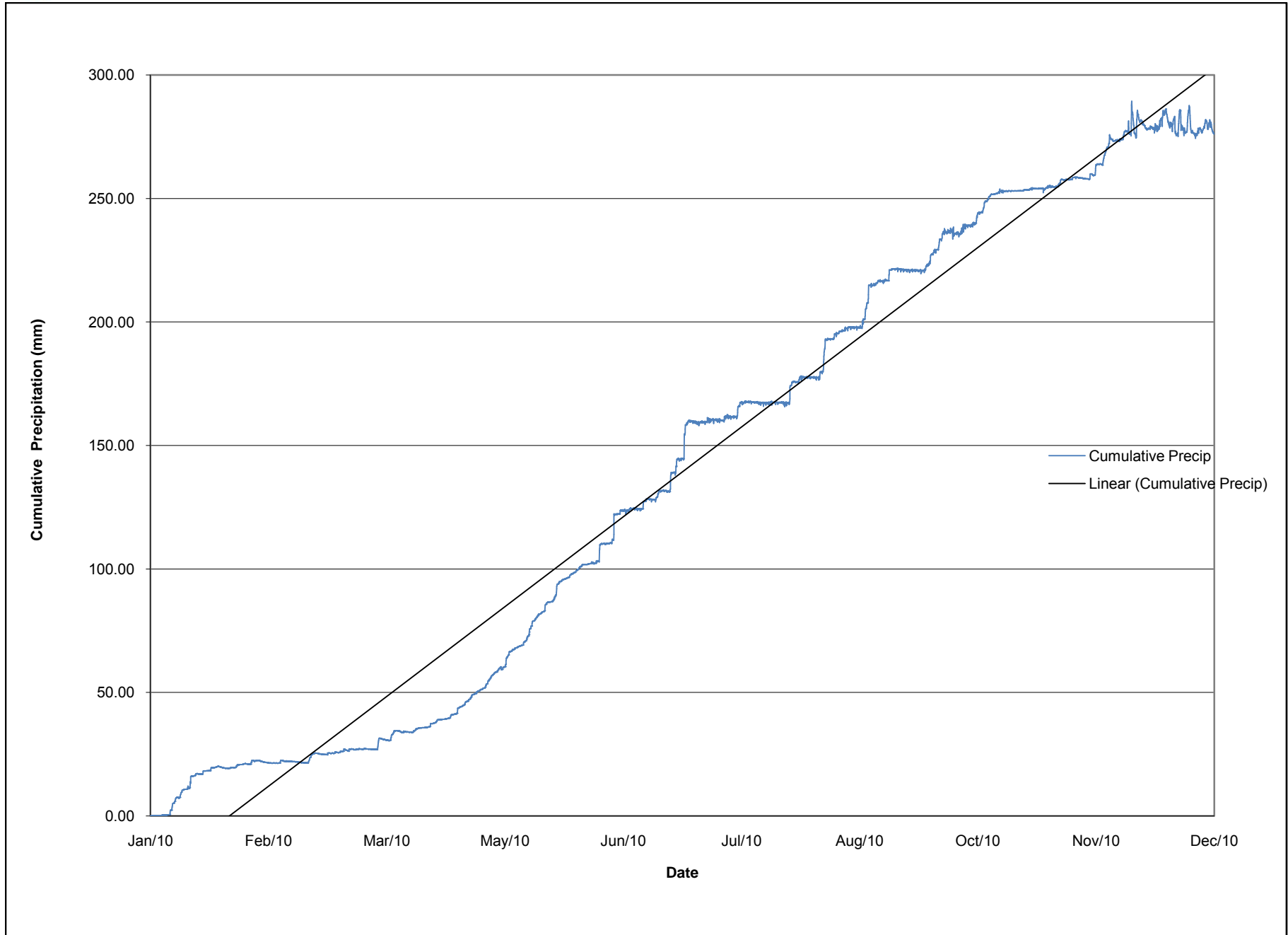


Figure G-3: Faro Relative Humidity (Hourly) - 2010

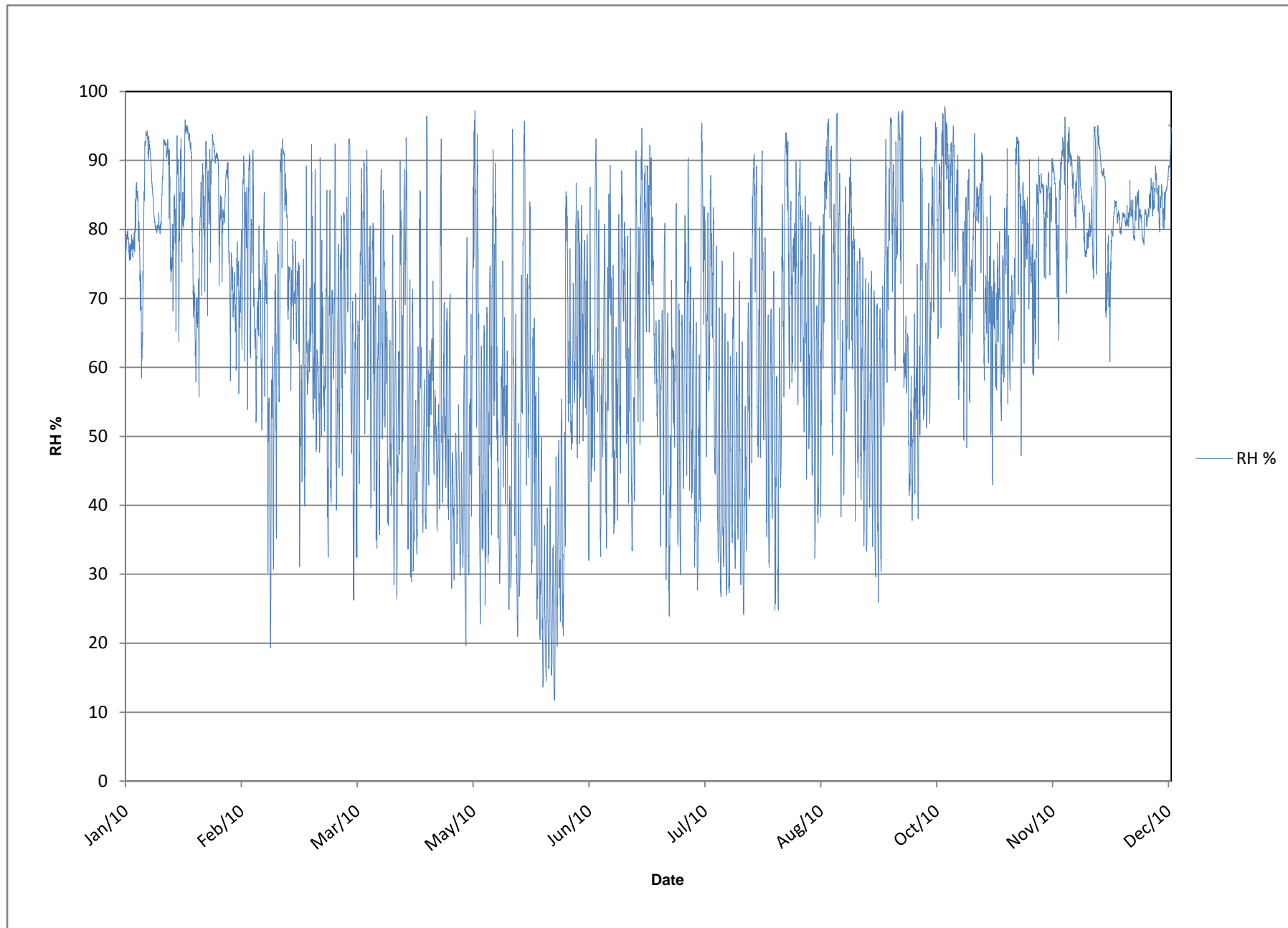


Figure G-4: Faro Net Radiation (Hourly) - 2010

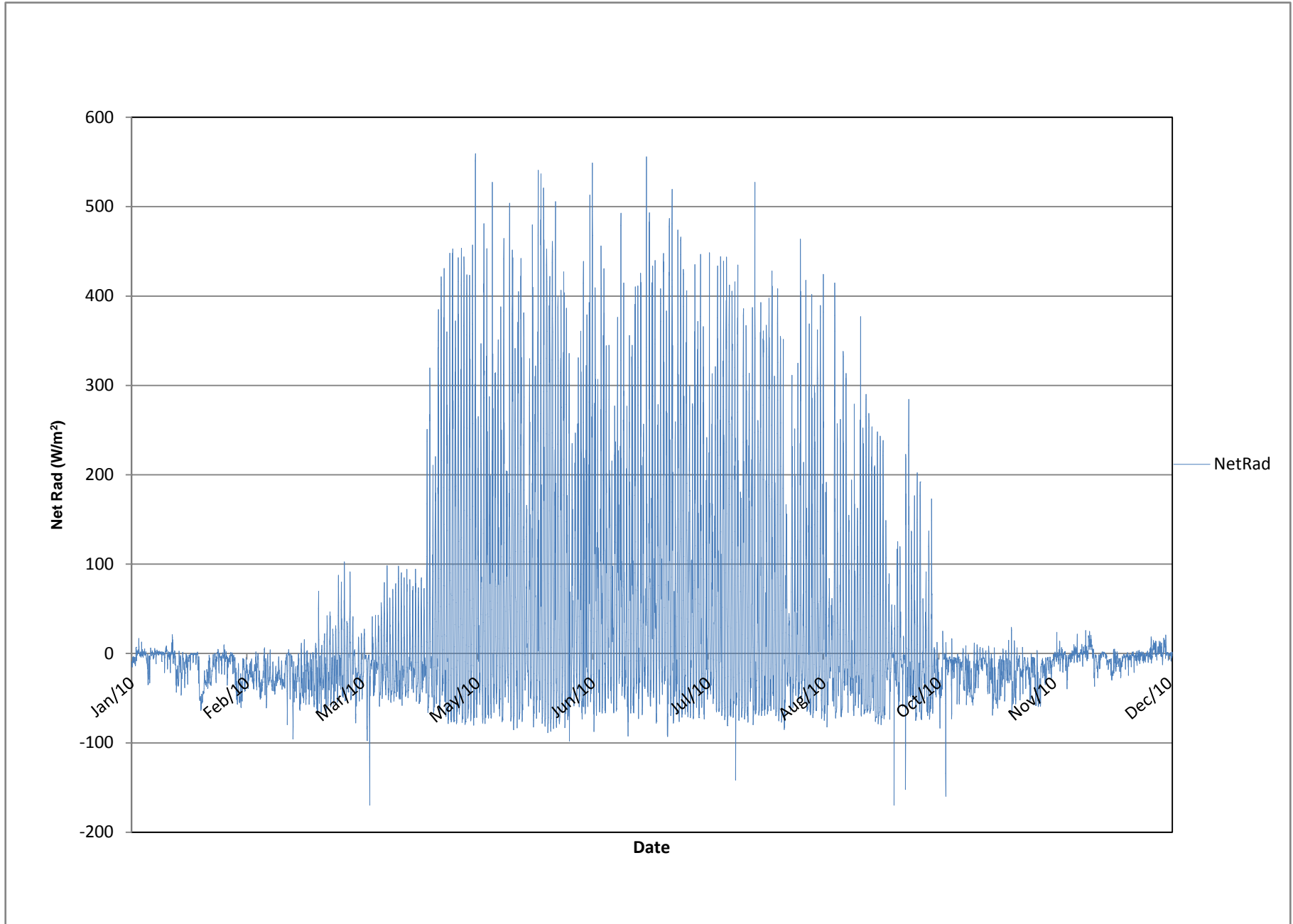


Figure G-5: Faro Soil Heat Flux (Hourly) - 2010

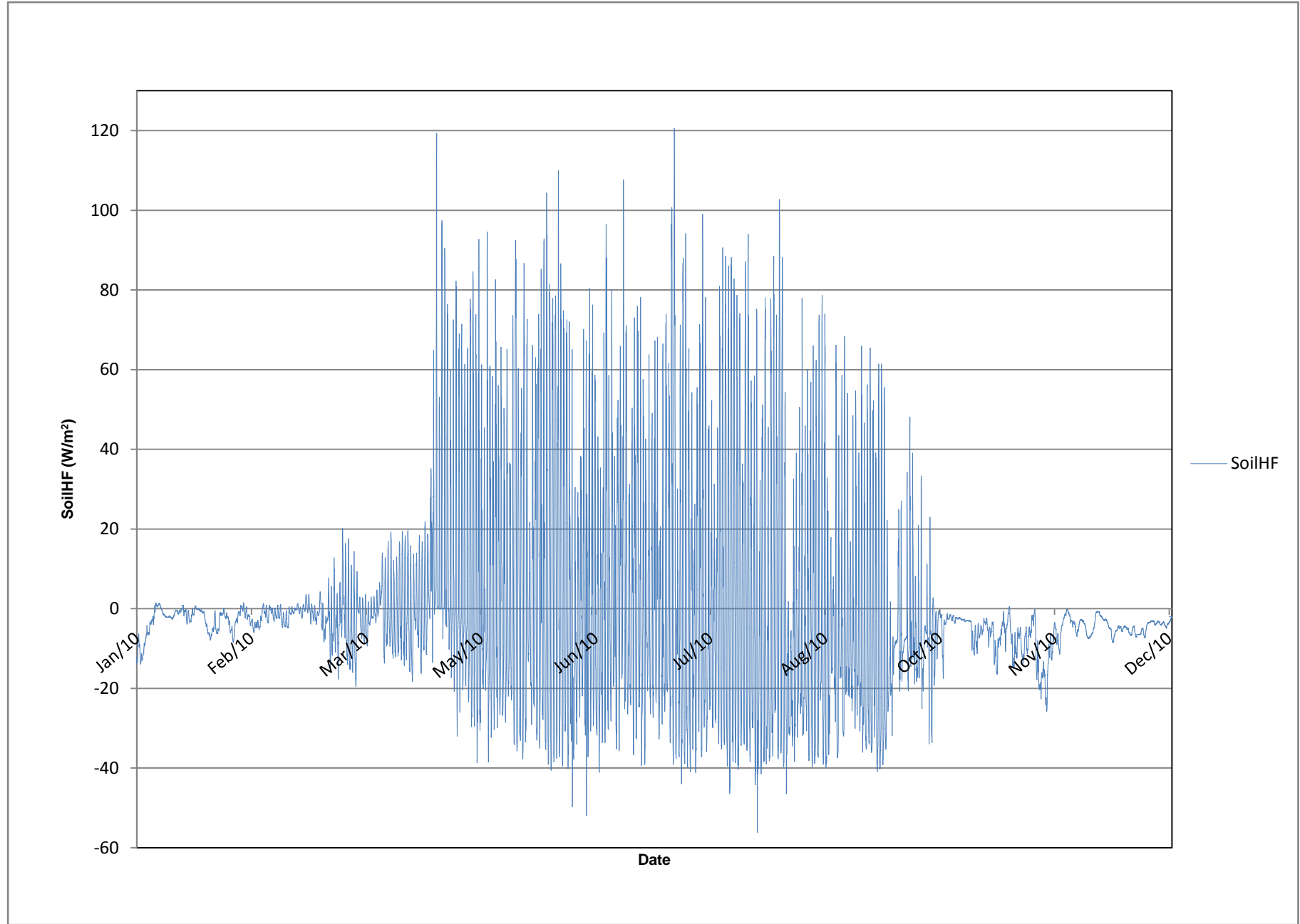


Figure G-6: Faro Soil Temperature: 10cm Below Ground (Hourly) - 2010

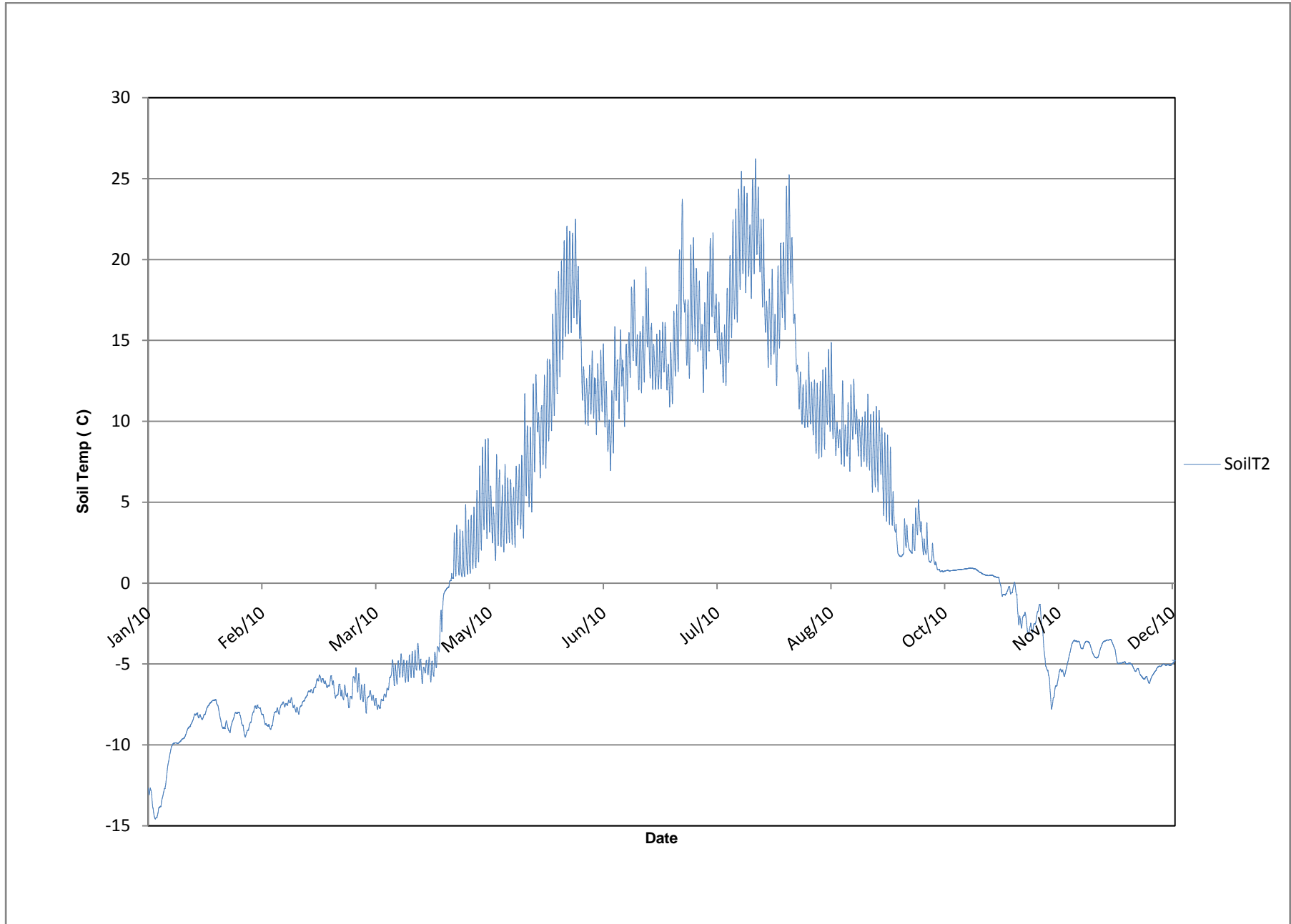


Figure G-7: Faro Soil Temperature: 30cm Below Ground (Hourly) - 2010

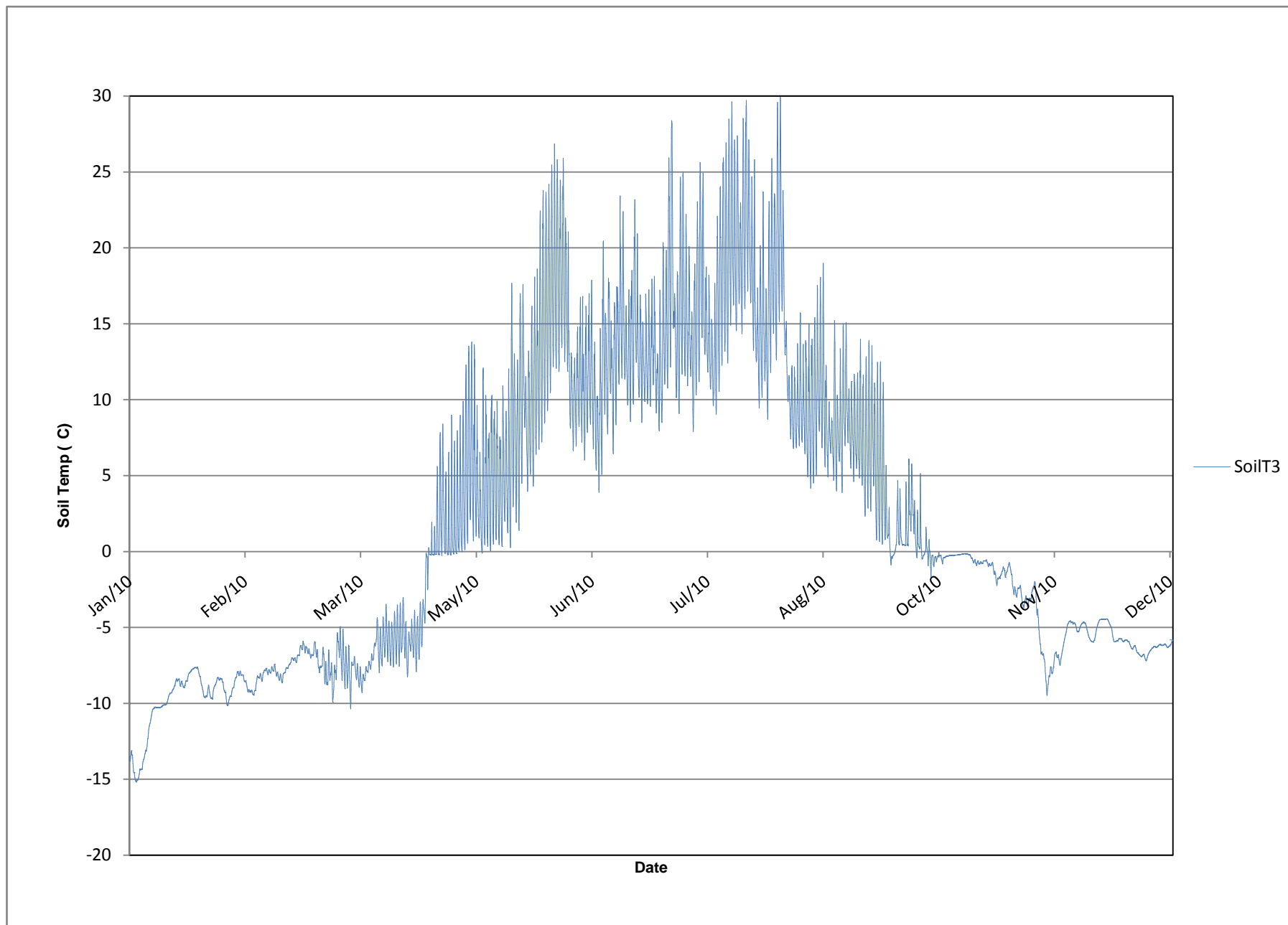


Figure G-8: Faro Soil Water Content (Hourly) - 2010

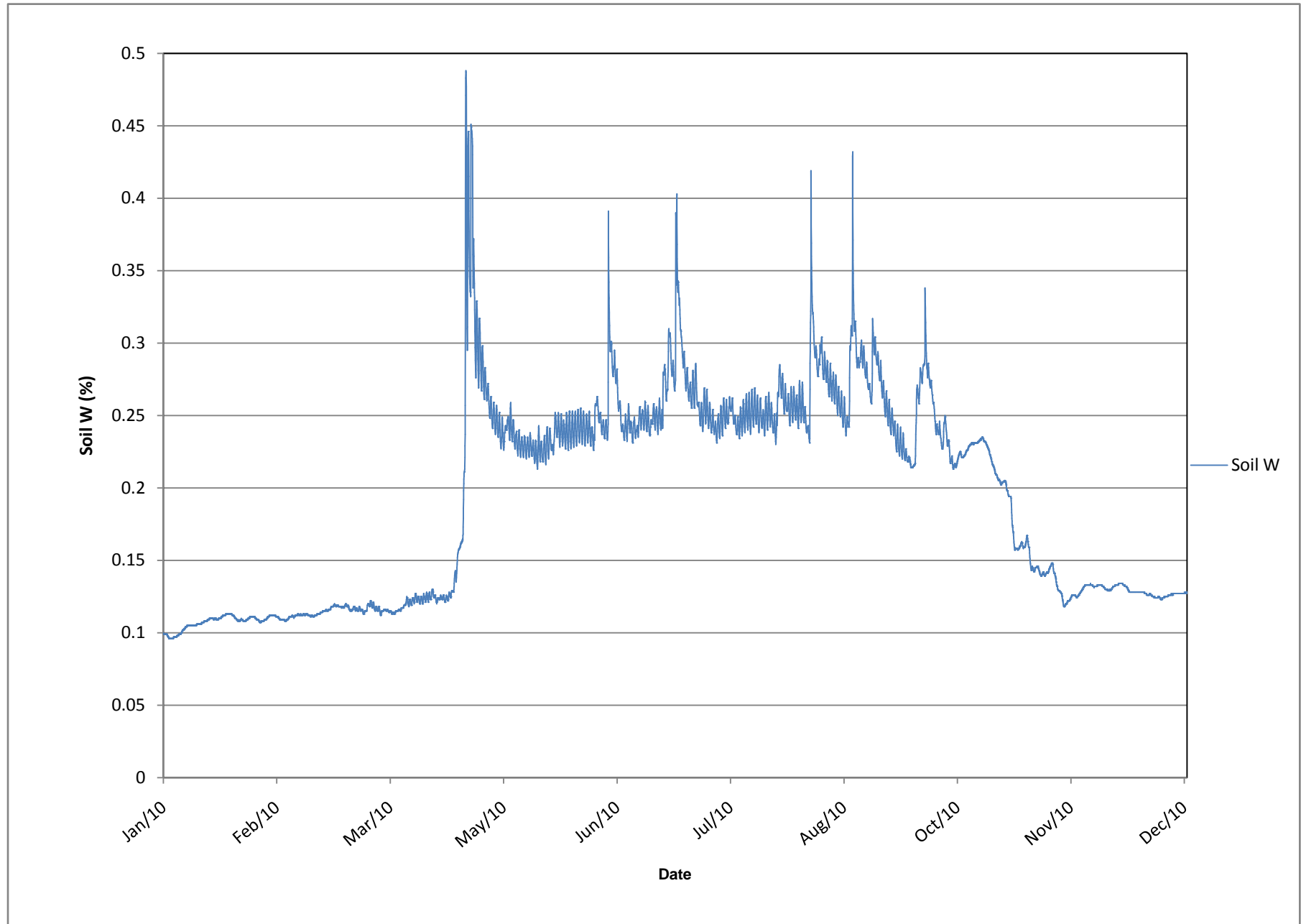


Figure G-9: Faro Snow Depth (Hourly) - 2010

