Faro Meteorological Data
January 01 - December 31, 2010

Faro Climate Station - 2010 data

Note: Cumulative precipitation is calculated in column 'V', while raw instrument numbers are seen in column 'U'. -0.1

Julian Day	Date	Hr	Tair	RH %	WindV	WindD	NetRad	SoilHF	SoilT2	SoilT3	Soil W	SnoD	Precip	Precip (rev)
365	1/1/2010 0:00	2400	-26.71	78.4	0.345	28.25	-13.82	-13.98	-12.65	-13.49	0.1	0.081	301.6	0
1	1/1/2010 1:00	100	-25.75	78.2	0.158	62.85	-9.56	-13.26	-12.73	-13.53	0.099	0.075	301.6	0
1	1/1/2010 2:00	200	-25.69	78.2	0.435	13.41	-11.42	-12.17	-12.77	-13.51	0.099	0.074	301.6	0
1	1/1/2010 3:00	300	-26.23	78.6	0.056	67.84	-14.79	-12.7	-12.8	-13.55	0.099	0.075	301.6	0
1	1/1/2010 4:00	400	-26.7	78	0.3	86.2	-9.09	-13.16	-12.85	-13.62	0.099	0.076	301.6	0
1	1/1/2010 5:00	500	-26.74	77	0.684	18.8	-15.25	-13.51	-12.92	-13.71	0.099	0.082	301.6	0
1	1/1/2010 6:00	600	-26.21	77.8	0.123	39.13	-12.92	-13.29	-12.99	-13.78	0.099	0.077	301.6	0
1	1/1/2010 7:00	700	-25.74	77.7	0.185	25.84	-11.85	-12.84	-13.04	-13.81	0.099	0.082	301.6	0
1	1/1/2010 8:00	800	-24.49	78.4	0.613	125.3	-6.391	-11.66	-13.08	-13.8	0.099	0.081	301.6	0
1	1/1/2010 9:00	900	-24.16	78.4	0.302	77.7	-5.001	-9.92	-13.07	-13.7	0.099	0.083	301.5	-0.1
1	1/1/2010 10:00	1000	-24.18	78.8	0.733	132.3	-4.331	-9.05	-13.03	-13.6	0.099	0.082	301.6	0
1	1/1/2010 11:00	1100	-24	79.1	0.392	135.6	-4.99	-8.54	-12.99	-13.52	0.099	0.082	301.6	0
1	1/1/2010 12:00	1200	-24.05	79.3	0.402	135.7	-5.268	-8.14	-12.95	-13.45	0.099	0.083	301.6	0
1	1/1/2010 13:00	1300	-23.39	79.2	0.442	110.2	-7.69	-7.65	-12.91	-13.38	0.099	0.084	301.6	0
1	1/1/2010 14:00	1400	-23.16	78.6	0.165	149.9	-10	-7.16	-12.86	-13.32	0.099	0.085	301.6	0
1	1/1/2010 15:00	1500	-22.92	78.7	0.185	213.2	-10.04	-6.616	-12.81	-13.24	0.099	0.086	301.6	0
1	1/1/2010 16:00	1600	-23.63	79.4	0.621	292.6	-3.4	-6.343	-12.75	-13.16	0.099	0.087	301.6	0
1	1/1/2010 17:00	1700	-23.83	79.7	0.142	260.4	-7.1	-6.565	-12.7	-13.12	0.099	0.084	301.6	0
1	1/1/2010 18:00	1800	-24.95	79.8	0.761	305.2	-3.9	-7.14	-12.66	-13.12	0.099	0.084	301.7	0.1
1	1/1/2010 19:00	1900	-25.42	79.5	0.096	205.2	-10.4	-8.39	-12.66	-13.18	0.099	0.082	301.7	0.1
1	1/1/2010 20:00	2000	-25.4	79.6	0.502	125.7	-8.8	-9.51	-12.69	-13.29	0.099	0.087	301.7	0.1
1	1/1/2010 21:00	2100	-25.08	79.1	0.067	131.5	-7.12	-9.56	-12.73	-13.36	0.099	0.085	301.7	0.1
1	1/1/2010 22:00	2200	-25.21	78.7	0.343	262.7	-6.941	-9.18	-12.77	-13.38	0.099	0.087	301.7	0.1
1	1/1/2010 23:00	2300	-25.15	78.9	0.725	292.5	-6.898	-9.02	-12.79	-13.4	0.099	0.087	301.7	0.1
1	1/2/2010 0:00	2400	-25.54	78.6	0.979	304.3	-4.145	-8.82	-12.8	-13.4	0.099	0.083	301.7	0.1
2	1/2/2010 1:00	100	-25.77	78.6	1.076	307.4	-5.002	-9.21	-12.82	-13.43	0.099	0.079	301.7	0.1
2	1/2/2010 2:00	200	-26.3	78	0.396	264.1	-7.99	-9.8	-12.85	-13.49	0.099	0.083	301.7	0.1
2	1/2/2010 3:00	300	-26.35	78	0.221	85.3	-8.78	-10.41	-12.9	-13.57	0.099	0.078	301.7	0.1
2	1/2/2010 4:00	400	-26.66	77.5	0.23	15.78	-11.81	-11.12	-12.96	-13.67	0.099	0.077	301.8	0.2
2	1/2/2010 5:00	500	-27.5	76.7	0.195	38.74	-11	-12.17	-13.04	-13.8	0.099	0.076	301.8	0.2
2	1/2/2010 6:00	600	-27.62	77.6	0.462	92.9	-10.18	-12.82	-13.13	-13.94	0.099	0.075	301.8	0.2
2	1/2/2010 7:00	700	-27.16	76.6	0.662	1.334	-9.27	-13.18	-13.23	-14.06	0.099	0.087	301.8	0.2
2	1/2/2010 8:00	800	-27.78	75.8	0.437	328.8	-7.38	-13.43	-13.32	-14.17	0.098	0.068	301.8	0.2
2	1/2/2010 9:00	900	-27.89	76.7	0.366	333	-13.96	-13.68	-13.42	-14.28	0.098	0.076	301.8	0.2
2	1/2/2010 10:00	1000	-28.34	75.5	0.626	103	-5.648	-13.85	-13.51	-14.38	0.098	0.071	301.8	0.2
2	1/2/2010 11:00	1100	-28.1	76.4	1.221	55.31	-4.214	-13.82	-13.6	-14.47	0.098	0.073	301.8	0.2
2	1/2/2010 12:00	1200	-27.29	76.9	0.433	75.8	-7.56	-13.39	-13.68	-14.52	0.098	0.073	301.8	0.2
2	1/2/2010 13:00	1300	-26.96	75.6	1.56	87.9	5.823	-13.2	-13.75	-14.57	0.097	0.073	301.7	0.1
2	1/2/2010 14:00	1400	-24.89	77.9	1.24	88.6	7.03	-12.25	-13.82	-14.58	0.097	0.072	301.7	0.1
2	1/2/2010 15:00	1500	-24.1	75.9	1.438	98.5	6.816	-11.54	-13.85	-14.56	0.097	0.074	301.7	0.1
2	1/2/2010 16:00	1600	-24.72	75.7	1.643	117.5	4.651	-11.24	-13.88	-14.55	0.097	0.08	301.7	0.1
2	1/2/2010 17:00	1700	-26.13	77.4	1.38	121.7	3.073	-11.41	-13.9	-14.56	0.097	0.081	301.7	0.1
2	1/2/2010 18:00	1800	-26.7	77.7	1.005	124.3	0.385	-11.84	-13.93	-14.61	0.097	0.073	301.7	0.1
2	1/2/2010 19:00	1900	-28.35	75.7	0.544	59.35	-8.21	-12.38	-13.97	-14.69	0.097	0.06	301.8	0.2
2	1/2/2010 20:00	2000	-28.3	76.2	1.237	83.3	3.127	-12.9	-14.03	-14.79	0.097	0.083	301.8	0.2
2	1/2/2010 21:00	2100	-27.47	77.2	1.667	91.8	-2.227	-12.88	-14.09	-14.86	0.097	0.075	301.8	0.2
2	1/2/2010 22:00	2200	-26.86	77.9	0.988	114.2	0.86	-12.37	-14.15	-14.89	0.096	0.059	301.7	0.1
2	1/2/2010 23:00	2300	-27.26	76.9	0.888	111.3	-1.016	-12.51	-14.19	-14.93	0.096	0.068	301.8	0.2
2	1/3/2010 0:00	2400	-27.06	77.4	0.938	108.1	-1.361	-12.87	-14.25	-15	0.096	0.062	301.7	0.1
3	1/3/2010 1:00	100	-26.84	77.2	1.775	94	0.791	-12.71	-14.3	-15.06	0.096	0.062	301.7	0.1
3	1/3/2010 2:00	200	-26.31	77.9	1.461	91.7	2.468	-11.96	-14.34	-15.06	0.096	0.069	301.7	0.1
3	1/3/2010 3:00	300	-25.01	79.2	1.086	121.7	1.449	-11.82	-14.37	-15.06	0.096	0.041	301.7	0.1
3	1/3/2010 4:00	400	-24.77	79	1.53	121.2	1.477	-11.87	-14.4	-15.09	0.096	0.061	301.7	0.1
3	1/3/2010 5:00	500	-25.46	78.3	1.634	119.5	2.635	-11.74	-14.43	-15.12	0.096	0.062	301.7	0.1
3	1/3/2010 6:00	600	-26	77.7	1.237	117.7	3.484	-11.59	-14.45	-15.13	0.096	0.058	301.7	0.1
3	1/3/2010 7:00	700	-26.75	77.2	1.515	84.6	0.928	-11.62	-14.47	-15.16	0.096	0.061	301.7	0.1
3	1/3/2010 8:00	800	-26.21	77.7	1.73	95.5	4.005	-11.34	-14.5	-15.17	0.096	0.049	301.7	0.1
3	1/3/2010 9:00	900	-25.39	78.5	1.574	107.7	4.012	-10.93	-14.52	-15.16	0.096	0.061	301.7	0.1
3	1/3/2010 10:00	1000	-26.15	77.4	1.832	124.4	0.371	-10.9	-14.54	-15.17	0.096	0.06	301.7	0.1
3	1/3/2010 11:00	1100	-26.2	77.4	1.943	102.5	1.419	-10.88	-14.55	-15.18	0.096	0.055	301.7	0.1
3	1/3/2010 12:00	1200	-25.41	78.5	1.771	90.8	1.16	-10.47	-14.56	-15.18	0.096	0.06	301.7	0.1
3	1/3/2010 13:00	1300	-24.86	76.1	1.774	123.7	16.8	-10.03	-14.57	-15.16	0.096	0.055	301.7	0.1
3	1/3/2010 14:00	1400	-24.61	76.5	2.006	115.9	9.93	-9.6	-14.57	-15.14	0.096	0.058	301.7	0.1
3	1/3/2010 15:00	1500	-22.99	75.9	1.767	111.2	8.06	-8.94	-14.56	-15.09	0.096	0.06	301.7	0.1
3	1/3/2010 16:00	1600	-22.74	76.4	1.54	115.8	6.614	-8.61	-14.53	-15.05	0.096	0.07	301.7	0.1
3	1/3/2010 17:00	1700	-24.14	78	1.972	121.8	0.361	-8.99	-14.51	-15.04	0.096	0.07	301.7	0.1
3	1/3/2010 18:00	1800	-24.56	78	1.941	120.2	0.154	-9.25	-14.5	-15.05	0.096	0.061	301.7	0.1
3	1/3/2010 19:00	1900	-24.46	78.2	1.825	115.6	0.179	-9.25	-14.5	-15.05	0.096	0.071	301.7	0.1
3	1/3/2010 20:00	2000	-23.73	78.8	1.802	113.1	-2.031	-9.31	-14.5	-15.07	0.096	0.072	301.7	0.1
3	1/3/2010 21:00	2100	-23.04	77.2	2.176	117.5	-0.553	-9.22	-14.5	-15.07	0.096	0.063	301.7	0.1
3	1/3/2010 22:00	2200	-22.81	77.7	2.236	112	-2.906	-8.89	-14.5	-15.06	0.096	0.067	301.7	0.1
3	1/3/2010 23:00	2300	-21.9	77.1	2.157	111.8	-0.283	-8.61	-14.49	-15.04	0.096	0.066	301.7	0.1
3	1/4/2010 0:00	2400	-21.91	78.3	2.58	112.2	-2.346	-8.4	-14.48	-15.02	0.096	0.076	301.7	0.1
4	1/4/2010 1:00	100	-20.69	79.5	2.026	116.6	-0.763	-8.17	-14.47	-14.99	0.096	0.063	301.7	0.1
4	1/4/2010 2:00	200	-20.19	78.2	2.314	106	0.219	-8.04	-14.45	-14.97	0.096	0.063	301.7	0.1
4	1/4/2010 3:00	300	-19.48	77.5	2.244	100.3	1.006	-7.84	-14.43	-14.95	0.096	0.071	301.7	0.1
4	1/4/2010 4:00	400	-19.18	78.3	2.548	105.8	1.844	-7.61	-14.42	-14.92	0.096	0.076	301.7	0.1
4	1/4/2010 5:00	500	-20.28	76.8	2.399	123.4	0.648	-7.31	-14.39	-14.89	0.096	0.078	301.7	0.1
4	1/4/2010 6:00	600	-19.35	79.8	2.352	102.5	-3.749	-7.29	-14.37	-14.86	0.096	0.078	301.7	0.1
4	1/4/2010 7:00	700	-18.31	79.5	2.083	126.1	-0.62	-6.943	-14.34	-14.82	0.096	0.078	301.7	0.1
4	1/4/2010 8:00	800	-19.35	80.7	2.961	118.6	-4.17	-6.695	-14.31	-14.78	0.096	0.079	301.7	0.1
4	1/4/2010 9:00	900	-17.28	83.6	1.959	106.4	-0.623	-6.511	-14.28	-14.74	0.096	0.076	301.7	0.1
4	1/4/2010 10:00	1000	-18.56	82.7	2.456	115.1	1.156	-6.39	-14.24	-14.7	0.096	0.078	301.7	0.1
4	1/4/2010 11:00	1100	-19.08	84.1	2.156	117.8	-2.119	-6.366	-14.21	-14.66	0.096	0.073	301.7	0.1
4	1/4/2010 12:00	1200	-17.3	84.4	2.183	119.6	-0.841	-6.426	-14.18	-14.64	0.096	0.076	301.7	0.1
4	1/4/2010 13:00	1300	-16.62	80.6	2.096	99.2	12.75	-5.498	-14.15	-14.58	0.096	0.079	301.7	0.1
4	1/4/2010 14:00	1400	-15.66	79.9	1.57	109.2	3.381	-4.584	-14.09	-14.47	0.097	0.081	301.8	0.2
4	1/4/2010 15:00	1500	-15.87	79.8	1.436	122.3	4.716	-4.173	-14.03	-14.38	0.097	0.085	301.8	0.2
4	1/4/2010 16:00	1600	-17.68	84.3	1.567	119.2	0.051	-4.48	-13.96	-14.31	0.097	0.083	301.8	0.2
4	1/4/2010 17:00	1700	-17.36	85.9	2.225	115.8	-3.075	-5.494	-13.91	-14.33	0.097	0.08	301.8	0.2
4	1/4/2010 18:00	1800	-17.04	86.2	1.955	105.6	2.882	-5.9	-13.89	-14.34	0.097	0.083	301.8	0.2
4	1/4/2010 19:00	1900	-16.85	86.1	1.827	105.8	4.384	-6.232	-13.88	-14.36	0.097	0.08	301.8	0.2
4	1/4/2010 20:00	2000	-16.44	86.8	1.992	109.5	-0.582	-6.548	-13.88	-14.38	0.097	0.079	301.8	0.2
4	1/4/2010 21:00	2100	-16.37	84.8	2.377	112.5	2.229	-6.555	-13.88	-14.4	0.097	0.08	301.8	0.2
4	1/4/2010 22:00	2200	-17.75	84.8	2.722	120.8	-2.358	-6.233	-13.88	-14.38	0.097	0.081	301.8	0.2
4	1/4/2010 23:00	2300	-18.25	85.1	2.659	120.2	-2.821	-6.025	-13.86	-14.36	0.097	0.079	301.9	0.3
4	1/5/2010 0:00	2400	-18.86	84.5	2.961	124.8	-0.81	-6.183	-13.85	-14.35	0.097	0.078	301.9	0.3
5	1/5/2010 1:00	100	-18.75	84.5	2.966	124.4	-4.253	-6.237	-13.85	-14.35	0.097	0.071	301.9	0.3
5	1/5/2010 2:00	200	-18.47	85.4	2.937	112.3	-4.607	-6.05	-13.84	-14.33	0.097	0.076	301.9	0.3
5	1/5/2010 3:00	300	-18.08	84.6	1.991	112.6	-1.373	-5.872	-13.83	-14.31	0.097	0.071	301.9	0.3
5	1/5/2010 4:00	400	-17.77	85.2	1.968	107.1	0.962	-6.19	-13.82	-14.32	0.097	0.078	301.9	0.3
5	1/5/2010 5:00	500	-17.73	85.6	1.81	102.4	1.809	-6.241	-13.81	-14.33	0.097	0.07	301.9	0.3
5	1/5/2010 6:00	600	-17.6	85.1	1.988	104	1.912	-6.322	-13.81	-14.33	0.097	0.078	301.9	0.3
5	1/5/2010 7:00	700	-17.34	84.1	1.597	120.2	2.201	-6.276	-13.81	-14.33	0.097	0.069	301.9	0.3
5	1/5/2010 8:00	800	-17.39	84.8	1.689	110	0.731	-6.471	-13.81	-14.34	0.097	0.068	301.9	0.3
5	1/5/2010 9:00	900	-17.1	83.7	1.764	105.7	1.13	-6.534	-13.81	-14.35	0.097	0.066	301.9	0.3
5	1/5/2010 10:00	1000	-16.58	82.5	2.113	112.7	0.178	-6.376	-13.81	-14.35	0.097	0.078	301.9	0.3
5	1/5/2010 11:00	1100	-16.3	82	2.107	111.2	-0.882	-5.882	-13.8	-14.32	0.097	0.077	301.9	0.3
5	1/5/2010 12:00	1200	-16.05	80.2	2.247	111.1	2.891	-5.55	-13.78	-14.28	0.097	0.075	301.9	0.3
5	1/5/2010 13:00	1300	-15.61	78.3	2.217	118.9	5.021	-4.932	-13.75	-14.22	0.097	0.074	301.9	0.3
5	1/5/2010 14:00	1400	-15.76	79.9	2.368	128.7	5.214	-4.163	-13.71	-14.14	0.097	0.079	301.9	0.3
5	1/5/2010 15:00	1500	-15.68	80.1	2.162	120.4	1.191	-3.633	-13.66	-14.05	0.097	0.083	301.9	0.3
5	1/5/2010 16:00	1600	-15.49	81.2	1.889	119.7	-2.157	-3.378	-13.6	-13.97	0.097	0.084	301.9	0.3
5	1/5/2010 17:00	1700	-15.42	80.9	2.304	117.2	0.757	-3.12	-13.54	-13.9	0.097	0.085	301.9	0.3
5	1/5/2010 18:00	1800	-15.7	81	2.13	106.9	0.519	-3.28	-13.48	-13.84	0.097	0.084	301.9	0.3
5	1/5/2010 19:00	1900	-15.49	79.8	1.979	113.3	-0.254	-3.749	-13.44	-13.83	0.098	0.087	301.9	0.3
5	1/5/2010 20:00	2000	-14.83	77.5	2.295	136.1	-0.465	-3.87	-13.4	-13.81	0.098	0.086	301.9	0.3
5	1/5/2010 21:00	2100	-14.87	77	2.338	142.6	-0.868	-3.746	-13.37	-13.78	0.098	0.086	301.9	0.3
5	1/5/2010 22:00	2200	-15.12	77.3	2.563	123.9	0.054	-3.655	-13.34	-13.75	0.098	0.087	301.9	0.3
5	1/5/2010 23:00	2300	-14.9	76.3	2.573	118.9	-1.058	-3.655	-13.31	-13.72	0.098	0.087	301.9	0.3
5	1/6/2010 0:00	2400	-14.61	75	2.692	131.1	-0.7	-3.794	-13.28	-13.7	0.098	0.086	301.9	0.3
6	1/6/2010 1:00	100	-14.09	72.5	2.127	122.5	2.102	-3.87	-13.26	-13.69	0.098	0.088	301.9	0.3
6	1/6/2010 2:00	200	-14.63	74.1	2.303	122.7	0.306	-3.869	-13.24	-13.66	0.098	0.088	301.9	0.3
6	1/6/2010 3:00	300	-13.38	69.54	2.364	136.4	-2.526	-3.76	-13.21	-13.64	0.098	0.087	301.9	0.3
6	1/6/2010 4:00	400	-13.19	68.24	2.565	135	-4.341	-3.357	-13.19	-13.6	0.098	0.088	301.9	0.3

Faro Meteorological Data
January 01 - December 31, 2010

Faro Climate Station - 2010 data

Note: Cumulative precipitation is calculated in column 'V', while raw instrument numbers are seen in column 'U'. -0.1

Julian Day	Date	Hr	Tair	RH %	WindV	WindD	NetRad	SoilHF	SoilT2	SoilT3	Soil W	SnoD	Precip	Precip (rev)
6	1/6/2010 5:00	500	-14.11	71.8	2.434	120.1	-5.5	-3.027	-13.15	-13.54	0.098	0.087	301.9	0.3
6	1/6/2010 6:00	600	-14.06	72.1	2.352	111.6	-7.77	-3.139	-13.11	-13.51	0.098	0.087	301.9	0.3
6	1/6/2010 7:00	700	-14.19	73.5	2.3	111.8	-8.15	-2.908	-13.08	-13.46	0.098	0.087	301.9	0.3
6	1/6/2010 8:00	800	-14.07	73.2	2.249	101.7	-8.32	-2.795	-13.04	-13.42	0.098	0.089	301.9	0.3
6	1/6/2010 9:00	900	-14.23	73.1	1.609	80	-5.587	-2.795	-13	-13.38	0.098	0.089	301.9	0.3
6	1/6/2010 10:00	1000	-13.64	71.1	2.368	111.6	-10.85	-2.795	-12.97	-13.35	0.099	0.088	301.9	0.3
6	1/6/2010 11:00	1100	-13.34	68.43	2.013	96.7	-8.41	-2.795	-12.94	-13.31	0.099	0.088	301.9	0.3
6	1/6/2010 12:00	1200	-13.64	68.77	2.611	110.8	-11.97	-3.039	-12.91	-13.29	0.099	0.087	301.9	0.3
6	1/6/2010 13:00	1300	-12.26	63.72	2.381	142.1	-16.97	-3.095	-12.89	-13.28	0.099	0.085	301.9	0.3
6	1/6/2010 14:00	1400	-11.5	60.81	1.834	135.6	-17.17	-2.691	-12.86	-13.24	0.099	0.086	301.9	0.3
6	1/6/2010 15:00	1500	-10.44	58.48	1.58	110.5	-0.887	-2.496	-12.83	-13.2	0.099	0.084	301.9	0.3
6	1/6/2010 16:00	1600	-11.08	62.88	2.657	115.4	-21.99	-1.963	-12.79	-13.13	0.099	0.088	301.9	0.3
6	1/6/2010 17:00	1700	-11.1	63.54	2.181	117.6	-32.34	-2.153	-12.74	-13.08	0.099	0.085	302	0.4
6	1/6/2010 18:00	1800	-10.87	61.25	2.1	103.9	-35	-2.824	-12.71	-13.08	0.099	0.085	302	0.4
6	1/6/2010 19:00	1900	-12.08	64.58	2.071	88.4	-34.24	-3.268	-12.69	-13.1	0.099	0.087	302	0.4
6	1/6/2010 20:00	2000	-12.3	65.09	1.791	91.6	-32.25	-3.525	-12.69	-13.12	0.099	0.087	302	0.4
6	1/6/2010 21:00	2100	-11.07	62.98	2.264	111.9	-34.6	-3.95	-12.69	-13.14	0.099	0.084	302	0.4
6	1/6/2010 22:00	2200	-10.49	63.87	1.644	97.2	-20.05	-3.965	-12.7	-13.16	0.099	0.09	302	0.4
6	1/6/2010 23:00	2300	-9.95	64.97	1.96	103	-16.4	-3.284	-12.69	-13.13	0.099	0.088	302	0.4
6	1/7/2010 0:00	2400	-9.57	66.7	2.108	105.1	-11.63	-2.436	-12.67	-13.06	0.099	0.087	302	0.4
7	1/7/2010 1:00	100	-9.91	69.75	1.779	99.3	-28.62	-1.836	-12.62	-12.97	0.099	0.084	302	0.4
7	1/7/2010 2:00	200	-9.7	73.9	2.071	104.3	-19.15	-2.608	-12.58	-12.95	0.099	0.089	302	0.4
7	1/7/2010 3:00	300	-9.07	71.3	2.498	107	-2.961	-2.236	-12.55	-12.92	0.099	0.088	302	0.4
7	1/7/2010 4:00	400	-8.81	71.5	2.684	101.5	-23.06	-1.122	-12.51	-12.82	0.099	0.089	302	0.4
7	1/7/2010 5:00	500	-8.76	74.7	3.126	115.1	-14.63	-0.986	-12.44	-12.74	0.1	0.088	302	0.4
7	1/7/2010 6:00	600	-8.13	76.7	2.65	99.5	-23.38	-0.556	-12.38	-12.66	0.1	0.088	302	0.4
7	1/7/2010 7:00	700	-7.47	77.2	2.829	111	-2.646	-0.486	-12.31	-12.58	0.1	0.088	302	0.4
7	1/7/2010 8:00	800	-7.09	78.6	2.879	109.9	-4.636	0.282	-12.24	-12.49	0.1	0.087	302	0.4
7	1/7/2010 9:00	900	-7.99	79.7	2.085	106.8	-25.77	0.841	-12.16	-12.37	0.1	0.083	302	0.4
7	1/7/2010 10:00	1000	-8.99	82	2.906	129.8	-32.98	-0.122	-12.08	-12.32	0.1	0.086	302.1	0.5
7	1/7/2010 11:00	1100	-9.72	84.6	1.677	66.83	-5.129	-0.85	-12.04	-12.33	0.1	0.089	302.1	0.5
7	1/7/2010 12:00	1200	-9.04	85.5	2.388	115.5	-6.463	-0.45	-12	-12.29	0.1	0.086	302.1	0.5
7	1/7/2010 13:00	1300	-8.49	84.2	1.913	113.6	-6.151	0.202	-11.95	-12.21	0.1	0.085	302.1	0.5
7	1/7/2010 14:00	1400	-8.38	84.5	1.798	124.4	-2.135	0.647	-11.89	-12.12	0.101	0.087	302.1	0.5
7	1/7/2010 15:00	1500	-8.52	85.8	1.894	121.3	-0.876	0.86	-11.82	-12.03	0.101	0.086	302.1	0.5
7	1/7/2010 16:00	1600	-8.09	86	1.902	136.4	6.244	0.936	-11.75	-11.95	0.101	0.086	302.1	0.5
7	1/7/2010 17:00	1700	-8.16	89.6	1.888	102.7	5.584	1.291	-11.67	-11.86	0.101	0.082	302.4	0.8
7	1/7/2010 18:00	1800	-7.98	92	0.409	116.5	3.737	1.504	-11.59	-11.77	0.101	0.067	303.1	1.5
7	1/7/2010 19:00	1900	-8.48	92.7	1.3	119.8	1.78	1.417	-11.52	-11.7	0.101	0.095	303.8	2.2
7	1/7/2010 20:00	2000	-8.24	92.5	1.551	114.6	1.559	1.224	-11.45	-11.65	0.102	0.111	303.9	2.3
7	1/7/2010 21:00	2100	-8.04	92.3	1.618	114.9	0.331	1.052	-11.39	-11.6	0.102	0.111	303.9	2.3
7	1/7/2010 22:00	2200	-7.73	92.1	1.576	121.2	1.015	0.871	-11.34	-11.56	0.102	0.111	303.9	2.3
7	1/7/2010 23:00	2300	-7.65	92.7	2.173	109.5	1.091	0.946	-11.29	-11.51	0.102	0.11	304	2.4
7	1/8/2010 0:00	2400	-7.49	92.7	1.629	137.6	-2.853	1.03	-11.24	-11.47	0.102	0.111	304	2.4
8	1/8/2010 1:00	100	-7.29	92.7	2.003	134.3	-2.194	0.82	-11.2	-11.43	0.102	0.111	304	2.4
8	1/8/2010 2:00	200	-7.03	92.9	1.427	77.7	-0.477	0.724	-11.16	-11.41	0.102	0.108	304	2.4
8	1/8/2010 3:00	300	-8.18	94.2	1.1	189.4	-1.752	0.822	-11.12	-11.37	0.102	0.11	304	2.4
8	1/8/2010 4:00	400	-7.46	93.8	1.334	66.75	-1.133	0.474	-11.09	-11.35	0.102	0.107	304	2.4
8	1/8/2010 5:00	500	-7.74	93.7	0.921	289.8	-0.937	0.581	-11.06	-11.32	0.102	0.111	304	2.4
8	1/8/2010 6:00	600	-7.8	94	0.857	13.94	1.006	0.348	-11.02	-11.3	0.102	0.103	304	2.4
8	1/8/2010 7:00	700	-7.52	93.9	0.96	283.9	3.181	0.536	-11	-11.27	0.102	0.107	304	2.4
8	1/8/2010 8:00	800	-7.54	93.6	0.611	117.5	0.406	0.852	-10.96	-11.22	0.102	0.114	304.4	2.8
8	1/8/2010 9:00	900	-7.13	93.7	0.195	117.1	1.522	0.86	-10.92	-11.16	0.103	0.107	304.5	2.9
8	1/8/2010 10:00	1000	-7.18	93.6	0.197	241.3	1.361	0.86	-10.87	-11.12	0.103	0.116	305	3.4
8	1/8/2010 11:00	1100	-7.18	93.6	0.164	180.4	0.88	0.86	-10.83	-11.08	0.103	0.121	305.2	3.6
8	1/8/2010 12:00	1200	-7.01	93.7	0.657	113.1	-2.022	0.86	-10.79	-11.04	0.103	0.126	305.6	4
8	1/8/2010 13:00	1300	-6.332	93.9	0.401	121.4	-5.469	0.86	-10.76	-11	0.103	0.121	305.8	4.2
8	1/8/2010 14:00	1400	-5.789	93.9	0.733	105	-5.328	0.86	-10.72	-10.96	0.103	0.137	306.4	4.8
8	1/8/2010 15:00	1500	-5.405	94.3	1.165	91.6	-6.284	1.033	-10.68	-10.92	0.103	0.138	306.6	5
8	1/8/2010 16:00	1600	-4.936	93.7	1.455	116.3	-4.843	1.076	-10.64	-10.87	0.103	0.139	306.6	5
8	1/8/2010 17:00	1700	-4.802	93.4	2.109	122.7	-4.08	1.24	-10.6	-10.82	0.103	0.139	306.6	5
8	1/8/2010 18:00	1800	-4.817	93.1	1.8	137.9	-2.534	1.193	-10.56	-10.78	0.103	0.138	306.7	5.1
8	1/8/2010 19:00	1900	-4.608	93.4	1.381	149	-1.867	1.273	-10.52	-10.74	0.104	0.127	306.7	5.1
8	1/8/2010 20:00	2000	-3.843	92.1	1.659	226.2	-4.859	1.289	-10.48	-10.69	0.104	0.129	306.7	5.1
8	1/8/2010 21:00	2100	-3.7	90.9	1.8	231.6	-3.991	1.289	-10.44	-10.65	0.104	0.121	306.7	5.1
8	1/8/2010 22:00	2200	-3.929	91.5	1.313	217.4	-0.103	1.289	-10.4	-10.61	0.104	0.129	306.7	5.1
8	1/8/2010 23:00	2300	-4.362	91.1	0.829	219.4	-1.133	1.289	-10.35	-10.56	0.104	0.13	306.8	5.2
8	1/9/2010 0:00	2400	-4.652	91	1.023	251.9	-1.462	1.289	-10.32	-10.53	0.104	0.129	306.8	5.2
9	1/9/2010 1:00	100	-4.843	90.2	0.955	208.3	-0.981	1.269	-10.28	-10.49	0.104	0.134	306.8	5.2
9	1/9/2010 2:00	200	-5.048	90.5	0.965	232.9	0.446	1.086	-10.25	-10.46	0.104	0.134	306.8	5.2
9	1/9/2010 3:00	300	-6.609	93.5	1.632	262.9	5.545	1.074	-10.21	-10.44	0.104	0.138	306.9	5.3
9	1/9/2010 4:00	400	-8.49	93.3	0.617	223.1	4.676	0.992	-10.18	-10.41	0.104	0.139	307	5.4
9	1/9/2010 5:00	500	-8.87	92.7	0.689	236.4	1.931	0.86	-10.15	-10.39	0.104	0.139	307.2	5.6
9	1/9/2010 6:00	600	-8.83	92.7	0.412	108.7	-0.919	0.858	-10.13	-10.38	0.104	0.151	307.4	5.8
9	1/9/2010 7:00	700	-9.42	92	0.753	294.3	3.21	0.652	-10.11	-10.37	0.104	0.151	307.5	5.9
9	1/9/2010 8:00	800	-9.93	92	0.717	255.1	1.845	0.49	-10.09	-10.37	0.104	0.15	307.5	5.9
9	1/9/2010 9:00	900	-9.78	92.3	1.092	255.6	3.035	0.397	-10.08	-10.36	0.105	0.149	307.5	5.9
9	1/9/2010 10:00	1000	-9.98	91.8	0.53	282	2.023	0.215	-10.06	-10.35	0.105	0.149	307.5	5.9
9	1/9/2010 11:00	1100	-10.21	91.6	0.24	253.5	0.964	0.215	-10.05	-10.35	0.105	0.15	307.5	5.9
9	1/9/2010 12:00	1200	-10.1	91.8	0	0	-2.827	0.184	-10.04	-10.34	0.105	0.144	307.7	6.1
9	1/9/2010 13:00	1300	-9.82	91.7	0	0	-6.527	0.195	-10.02	-10.33	0.105	0.156	308	6.4
9	1/9/2010 14:00	1400	-10.07	91.4	0	0	-11.68	0.215	-10.01	-10.31	0.105	0.16	308.3	6.7
9	1/9/2010 15:00	1500	-10.6	91.1	0	0	-4.261	0.215	-9.99	-10.29	0.105	0.15	308.5	6.9
9	1/9/2010 16:00	1600	-10.73	91	0	0	-2.497	0.158	-9.97	-10.28	0.105	0.168	308.6	7
9	1/9/2010 17:00	1700	-11.03	90.9	0	0	-1.094	0	-9.96	-10.27	0.105	0.17	308.7	7.1
9	1/9/2010 18:00	1800	-11.27	90.7	0	0	1.278	-0.1	-9.94	-10.26	0.105	0.172	308.8	7.2
9	1/9/2010 19:00	1900	-11.64	90.5	0	0	0.969	-0.215	-9.93	-10.26	0.105	0.177	308.9	7.3
9	1/9/2010 20:00	2000	-12.05	90.2	0.981	208.8	0.973	-0.291	-9.92	-10.26	0.105	0.177	309	7.4
9	1/9/2010 21:00	2100	-12.42	90	0.916	239.2	1.163	-0.43	-9.92	-10.25	0.105	0.179	309	7.4
9	1/9/2010 22:00	2200	-12.56	89.7	0.887	288.4	1.005	-0.433	-9.91	-10.25	0.105	0.179	309	7.4
9	1/9/2010 23:00	2300	-13.31	89	0.883	277.9	3.985	-0.618	-9.9	-10.25	0.105	0.189	309	7.4
9	1/10/2010 0:00	2400	-14.01	88.6	1.05	292.9	0.431	-0.645	-9.9	-10.25	0.105	0.193	309.1	7.5
10	1/10/2010 1:00	100	-14.35	88.2	0.511	273.6	0.656	-0.753	-9.89	-10.25	0.105	0.194	309.1	7.5
10	1/10/2010 2:00	200	-14.85	87.9	0.143	176.8	1.633	-0.86	-9.89	-10.25	0.105	0.193	309.1	7.5
10	1/10/2010 3:00	300	-15.38	87.5	0.169	283.8	0.954	-1.025	-9.88	-10.26	0.105	0.194	309.1	7.5
10	1/10/2010 4:00	400	-15.98	86.8	0.271	263.1	1.549	-1.076	-9.88	-10.26	0.105	0.191	309.1	7.5
10	1/10/2010 5:00	500	-16.29	86.7	0.299	280.8	0.132	-1.275	-9.88	-10.27	0.105	0.193	309.1	7.5
10	1/10/2010 6:00	600	-16.54	86.6	0.18	301.5	-1.434	-1.29	-9.88	-10.28	0.105	0.193	309.1	7.5
10	1/10/2010 7:00	700	-16.93	86.1	0.37	274	2.395	-1.29	-9.88	-10.28	0.105	0.195	309.1	7.5
10	1/10/2010 8:00	800	-16.95	86.2	0.144	302.5	-1.206	-1.294	-9.88	-10.28	0.105	0.195	309.1	7.5
10	1/10/2010 9:00	900	-17.12	85.9	0.176	288.8	0.954	-1.406	-9.88	-10.28	0.105	0.193	309.1	7.5
10	1/10/2010 10:00	1000	-17.41	85.7	0.461	292.4	0.469	-1.502	-9.88	-10.28	0.105	0.174	309	7.4
10	1/10/2010 11:00	1100	-17.75	85.4	0.756	276.9	1.172	-1.505	-9.88	-10.28	0.105	0.199	308.9	7.3
10	1/10/2010 12:00	1200	-18	85.2	0.944	277.6	-0.485	-1.505	-9.87	-10.28	0.105	0.2	309	7.4
10	1/10/2010 13:00	1300	-18.16	85	0.73	269.3	-1.64	-1.505	-9.87	-10.28	0.105	0.2	309	7.4
10	1/10/2010 14:00	1400	-18.18	85	0.379	268.9	-1.458	-1.504	-9.87	-10.27	0.105	0.199	309.1	7.5
10	1/10/2010 15:00	1500	-18.53	84.7	0.556	283.4	-1.043	-1.505	-9.87	-10.27	0.105	0.199	309.1	7.5
10	1/10/2010 16:00	1600	-18.92	84.3	0.562	271.2	1.772	-1.505	-9.87	-10.26	0.105	0.204	308.9	7.3
10	1/10/2010 17:00	1700	-19.48	83.8	0.632	276.9	2.481	-1.505	-9.86	-10.26	0.105	0.207	308.8	7.2
10	1/10/2010 18:00	1800	-19.92	83.4	0.695	276.3	1.459	-1.505	-9.86	-10.26	0.105	0.209	308.7	7.1
10	1/10/2010 19:00	1900	-20.23	83.2	0.696	280.7	1.832	-1.642	-9.86	-10.26	0.105	0.211	308.6	7
10	1/10/2010 20:00	2000	-20.65	82.8	0.74	271.4	2.139	-1.72	-9.86	-10.27	0.105	0.212	308.7	7.1
10	1/10/2010 21:00	2100	-20.95	82.6	1.085	284.6	0.153	-1.72	-9.86	-10.27	0.105	0.206	308.9	7.3
10	1/10/2010 22:00	2200	-21.11	82.4	2.066	290.3	0.554	-1.721	-9.86	-10.28	0.105	0.215	309.1	7.5
10	1/10/2010 23:00	2300	-21.5	82	2.193	280.6	1.327	-1.777	-9.87	-10.28	0.105	0.217	309.2	7.6
10	1/11/2010 0:00	2400	-21.66	81.9	1.97	283.9	0.971	-1.928	-9.87	-10.28	0.105	0.215	309.2	7.6
11	1/11/2010 1:00	100	-21.92	81.6	2.1	285.8	0.524	-1.935	-9.88	-10.28	0.105	0.215	309.2	7.6
11	1/11/2010 2:00	200	-22.11	81.5	1.865	286.2	-0.327	-1.935	-9.88	-10.28	0.105	0.214	309.1	7.5
11	1/11/2010 3:00	300	-22.28	81.3	1.697	279.2	1.27	-1.935	-9.89	-10.28	0.105	0.215	309.1	7.5
11	1/11/2010 4:00	400	-22.46	81.1	1.865	277.3	1.365	-1.936	-9.89	-10.29	0.105	0.213	309.1	7.5
11	1/11/2010 5:00	500	-22.61	81	1.819	282.5	0.155	-1.975	-9.89	-10.29	0.105	0.244	309.6	8
11	1/11/2010 6:00	600	-22.57	81	2.207	300.3	-0.833	-2.126	-9.9	-10.29	0.105	0.246	309.9	8.3
11	1/11/2010 7:00	700	-22.78	80.7	1.803	284.8	2.162	-1.981	-9.9	-10.29	0.105	0.246	310.1	8.5
11	1/11/2010 8:00	800	-23.11	80.5	1.474	277.9	0.01	-1.938	-9.9	-10.29	0.105	0.251	310.3	8.7
11	1/11/2010 9:00	900	-23.15	80.4	1.76	280.7	-0.037	-1.939	-9.9	-10.29	0.105	0.253	310.5	8.9

Faro Meteorological Data
January 01 - December 31, 2010

Faro Climate Station - 2010 data

Note: Cumulative precipitation is calculated in column 'V', while raw instrument numbers are seen in column 'U'. -0.1

Julian Day	Date	Hr	Tair	RH %	WindV	WindD	NetRad	SoilHF	SoilT2	SoilT3	Soil W	SnoD	Precip	Precip (rev)
11	1/11/2010 10:00	1000	-23.31	80.3	1.561	275	0.314	-1.992	-9.91	-10.29	0.105	0.256	310.7	9.1
11	1/11/2010 11:00	1100	-23.4	80.1	1.341	284.5	0.585	-2.12	-9.91	-10.29	0.105	0.255	310.8	9.2
11	1/11/2010 12:00	1200	-23.58	80	1.446	288.2	-0.612	-2.149	-9.91	-10.28	0.105	0.256	310.9	9.3
11	1/11/2010 13:00	1300	-23.63	80.1	1.039	282.7	-2.919	-2.131	-9.9	-10.28	0.105	0.255	311	9.4
11	1/11/2010 14:00	1400	-23.19	80.4	0.32	271.5	-8.87	-1.969	-9.9	-10.28	0.105	0.254	311	9.4
11	1/11/2010 15:00	1500	-22.99	80.6	0.249	249.8	-8.82	-1.947	-9.9	-10.27	0.105	0.254	311.2	9.6
11	1/11/2010 16:00	1600	-23.03	80.5	0.628	249.9	1.815	-1.983	-9.89	-10.27	0.105	0.253	311.3	9.7
11	1/11/2010 17:00	1700	-23.19	80.3	0.311	250	0.864	-2.13	-9.89	-10.27	0.105	0.253	311.3	9.7
11	1/11/2010 18:00	1800	-23.23	80.3	0.381	250.1	0.233	-2.151	-9.88	-10.27	0.105	0.252	311.3	9.7
11	1/11/2010 19:00	1900	-23.6	79.9	0.443	250.3	0.238	-2.151	-9.87	-10.26	0.105	0.257	311.5	9.9
11	1/11/2010 20:00	2000	-23.74	79.8	0.557	250.6	0.216	-2.151	-9.87	-10.26	0.105	0.268	311.9	10.3
11	1/11/2010 21:00	2100	-23.89	79.7	1.105	291	0.322	-2.151	-9.86	-10.26	0.105	0.269	312	10.4
11	1/11/2010 22:00	2200	-24.07	79.5	0.767	266.9	-0.348	-2.151	-9.85	-10.25	0.105	0.275	312.1	10.5
11	1/11/2010 23:00	2300	-23.93	79.6	0.794	288.4	0.881	-2.151	-9.84	-10.25	0.105	0.275	312.1	10.5
11	1/12/2010 0:00	2400	-23.76	79.8	0.674	306.4	-1.982	-2.151	-9.84	-10.25	0.105	0.278	312.1	10.5
12	1/12/2010 1:00	100	-23.38	80.1	0.584	247.9	-0.065	-2.151	-9.83	-10.24	0.105	0.276	312.1	10.5
12	1/12/2010 2:00	200	-23.2	80.3	0.973	287.6	1.697	-2.151	-9.82	-10.24	0.105	0.276	312.1	10.5
12	1/12/2010 3:00	300	-23.18	80.4	0.905	293.3	-1.064	-2.151	-9.82	-10.24	0.105	0.274	312	10.4
12	1/12/2010 4:00	400	-22.84	80.6	0.874	293.6	0.501	-2.151	-9.81	-10.23	0.105	0.273	312	10.4
12	1/12/2010 5:00	500	-22.86	80.6	1.109	286.8	1.119	-2.15	-9.81	-10.23	0.105	0.273	312	10.4
12	1/12/2010 6:00	600	-22.93	80.5	1.084	292.5	0.386	-2.074	-9.8	-10.22	0.105	0.273	312.1	10.5
12	1/12/2010 7:00	700	-22.97	80.5	0.693	282.5	0.543	-1.943	-9.79	-10.21	0.105	0.264	312.2	10.6
12	1/12/2010 8:00	800	-22.97	80.5	1.044	293.8	0.084	-1.936	-9.78	-10.2	0.105	0.261	312.2	10.6
12	1/12/2010 9:00	900	-22.92	80.6	0.983	280	-0.714	-1.936	-9.77	-10.19	0.105	0.257	312.2	10.6
12	1/12/2010 10:00	1000	-23.07	80.4	0.984	286	0.462	-1.936	-9.77	-10.19	0.105	0.256	312.2	10.6
12	1/12/2010 11:00	1100	-23.28	80.2	0.874	309.6	-0.187	-1.936	-9.76	-10.18	0.105	0.258	312.3	10.7
12	1/12/2010 12:00	1200	-23.31	80.2	0.865	296.3	-2.213	-1.936	-9.75	-10.17	0.105	0.259	312.3	10.7
12	1/12/2010 13:00	1300	-22.98	80.6	0.617	291.8	-10.78	-1.936	-9.74	-10.16	0.105	0.26	312.3	10.7
12	1/12/2010 14:00	1400	-22.03	81.8	0.239	276.9	-21.49	-1.936	-9.73	-10.15	0.105	0.259	312.3	10.7
12	1/12/2010 15:00	1500	-20.71	82.4	0	0	-10.5	-1.936	-9.72	-10.14	0.105	0.258	312.4	10.8
12	1/12/2010 16:00	1600	-21.53	81.8	0.139	270.2	-4.621	-1.936	-9.71	-10.13	0.105	0.262	312.4	10.8
12	1/12/2010 17:00	1700	-22.53	80.8	0	0	-4.712	-1.936	-9.7	-10.12	0.105	0.252	312.4	10.8
12	1/12/2010 18:00	1800	-23.11	80.3	0	0	-1.019	-1.936	-9.69	-10.12	0.105	0.248	312.4	10.8
12	1/12/2010 19:00	1900	-23.33	80.1	0	0	0.136	-1.986	-9.69	-10.12	0.105	0.271	312.4	10.8
12	1/12/2010 20:00	2000	-23.47	80	0	0	2.411	-2.151	-9.68	-10.12	0.106	0.263	312.4	10.8
12	1/12/2010 21:00	2100	-23.51	80	0	0	2.252	-2.151	-9.67	-10.11	0.106	0.267	312.4	10.8
12	1/12/2010 22:00	2200	-23.7	79.9	0.645	80.4	1.982	-2.151	-9.66	-10.11	0.106	0.269	312.4	10.8
12	1/12/2010 23:00	2300	-23.27	80.4	0.806	116.1	5.14	-2.151	-9.65	-10.1	0.106	0.261	312.4	10.8
12	1/13/2010 0:00	2400	-23.7	79.8	0.399	93.4	7.3	-2.151	-9.65	-10.1	0.106	0.263	312.4	10.8
13	1/13/2010 1:00	100	-24.18	79.4	0.726	110.9	5.085	-2.151	-9.64	-10.1	0.106	0.265	312.4	10.8
13	1/13/2010 2:00	200	-23.96	80	0.629	104.1	2.661	-2.212	-9.63	-10.1	0.106	0.268	312.4	10.8
13	1/13/2010 3:00	300	-23.38	80.3	0.594	80.2	1.682	-2.365	-9.63	-10.1	0.106	0.263	312.4	10.8
13	1/13/2010 4:00	400	-22.95	80.8	0.691	112.2	2.966	-2.366	-9.62	-10.1	0.106	0.266	312.4	10.8
13	1/13/2010 5:00	500	-23.21	80.2	0.481	108.1	8.38	-2.366	-9.62	-10.11	0.106	0.26	312.4	10.8
13	1/13/2010 6:00	600	-23.74	79.9	0.737	93.3	8.53	-2.366	-9.62	-10.11	0.106	0.264	312.4	10.8
13	1/13/2010 7:00	700	-24.03	80.2	0.705	73.2	3.039	-2.366	-9.61	-10.11	0.106	0.262	312.4	10.8
13	1/13/2010 8:00	800	-22.67	81.1	0.843	91.8	3.397	-2.367	-9.61	-10.11	0.106	0.258	312.4	10.8
13	1/13/2010 9:00	900	-22.94	80.8	0.433	94.9	4.423	-2.402	-9.6	-10.11	0.106	0.261	312.4	10.8
13	1/13/2010 10:00	1000	-22.91	80.8	0.219	93.7	3.235	-2.532	-9.6	-10.11	0.106	0.245	312.4	10.8
13	1/13/2010 11:00	1100	-22.65	81	0.648	100.6	2.599	-2.58	-9.6	-10.11	0.106	0.256	312.4	10.8
13	1/13/2010 12:00	1200	-21.69	82	1.069	100.6	-3.208	-2.581	-9.6	-10.12	0.106	0.264	312.5	10.9
13	1/13/2010 13:00	1300	-21.1	82.2	1.211	91.4	-7.87	-2.567	-9.6	-10.12	0.106	0.262	312.5	10.9
13	1/13/2010 14:00	1400	-20.06	83.4	1.127	100.1	-15.35	-2.382	-9.59	-10.11	0.106	0.261	312.5	10.9
13	1/13/2010 15:00	1500	-18.79	84.2	1.076	113.2	-17.59	-2.365	-9.59	-10.1	0.106	0.255	312.5	10.9
13	1/13/2010 16:00	1600	-18.49	84.3	1.041	128.5	-12.68	-2.365	-9.58	-10.09	0.106	0.262	312.5	10.9
13	1/13/2010 17:00	1700	-17.99	85.1	1.283	88.9	-6.288	-2.36	-9.57	-10.09	0.106	0.26	312.8	11.2
13	1/13/2010 18:00	1800	-17.84	85.1	1.549	107.3	-1.633	-2.194	-9.56	-10.08	0.106	0.267	313.1	11.5
13	1/13/2010 19:00	1900	-17.29	85.9	1.426	103.2	-2.93	-2.15	-9.55	-10.07	0.106	0.267	313.2	11.6
13	1/13/2010 20:00	2000	-16.28	86.7	1.606	118.8	-2.088	-2.15	-9.54	-10.06	0.106	0.265	313.5	11.9
13	1/13/2010 21:00	2100	-15.7	87.2	1.722	120.5	-2.213	-2.115	-9.53	-10.04	0.106	0.267	313.7	12.1
13	1/13/2010 22:00	2200	-15.09	87.6	1.43	118.6	-0.697	-1.938	-9.52	-10.03	0.106	0.267	313.6	12
13	1/13/2010 23:00	2300	-14.91	87.5	2.163	124.5	2.168	-1.935	-9.51	-10.02	0.106	0.265	313.5	11.9
13	1/14/2010 0:00	2400	-15.29	87.5	2.096	120	-0.697	-1.935	-9.5	-10	0.106	0.266	313.3	11.7
14	1/14/2010 1:00	100	-14.38	88.5	1.95	115.4	-3.757	-1.846	-9.48	-9.99	0.106	0.268	313.2	11.6
14	1/14/2010 2:00	200	-12.22	90.3	1.532	109	-4.09	-1.72	-9.47	-9.97	0.106	0.265	313.1	11.5
14	1/14/2010 3:00	300	-11.44	90.2	1.588	129.9	1.05	-1.72	-9.45	-9.96	0.106	0.265	312.9	11.3
14	1/14/2010 4:00	400	-12.07	89.9	1.639	132.3	-0.376	-1.718	-9.44	-9.94	0.106	0.264	312.7	11.1
14	1/14/2010 5:00	500	-11.04	91	2.204	136	-5.029	-1.53	-9.42	-9.92	0.106	0.263	312.7	11.1
14	1/14/2010 6:00	600	-9.41	92.1	2.009	145.3	-6.582	-1.505	-9.4	-9.9	0.106	0.264	312.7	11.1
14	1/14/2010 7:00	700	-8.66	92.3	1.998	142	-2.96	-1.435	-9.38	-9.88	0.106	0.263	312.7	11.1
14	1/14/2010 8:00	800	-8.03	93.1	1.651	127.7	-5.622	-1.29	-9.36	-9.85	0.106	0.262	312.8	11.2
14	1/14/2010 9:00	900	-8.02	92.6	1.863	126.5	1.328	-1.152	-9.34	-9.82	0.106	0.261	312.8	11.2
14	1/14/2010 10:00	1000	-8.26	92.7	2.028	128	-5.278	-1.06	-9.33	-9.79	0.106	0.261	312.9	11.3
14	1/14/2010 11:00	1100	-8.21	92.7	1.545	95.2	0.694	-0.863	-9.31	-9.76	0.106	0.259	313	11.4
14	1/14/2010 12:00	1200	-8.56	92.5	1.999	119.4	-2.52	-0.818	-9.29	-9.73	0.106	0.259	313	11.4
14	1/14/2010 13:00	1300	-8.34	92.7	1.98	121.5	-15.57	-0.645	-9.26	-9.7	0.106	0.257	313.3	11.7
14	1/14/2010 14:00	1400	-7.81	92.9	1.15	118.3	-18.63	-0.606	-9.24	-9.66	0.107	0.254	314.3	12.7
14	1/14/2010 15:00	1500	-7.53	92.4	1.366	115.3	-21.53	-0.43	-9.22	-9.63	0.107	0.256	315.3	13.7
14	1/14/2010 16:00	1600	-8.17	92.3	1.937	119.2	-15.94	-0.43	-9.19	-9.6	0.107	0.253	315.5	13.9
14	1/14/2010 17:00	1700	-8.46	92.4	1.122	91.2	-3.111	-0.43	-9.17	-9.57	0.107	0.254	315.1	13.5
14	1/14/2010 18:00	1800	-8.73	92.4	1.482	114.4	0.324	-0.429	-9.15	-9.54	0.107	0.255	314.8	13.2
14	1/14/2010 19:00	1900	-8.87	92.3	1.757	121.7	0.715	-0.43	-9.13	-9.52	0.107	0.253	317.5	15.9
14	1/14/2010 20:00	2000	-8.76	92.5	1.586	137.1	-1.814	-0.43	-9.11	-9.49	0.107	0.252	317.6	16
14	1/14/2010 21:00	2100	-8.55	92.7	1.092	91.9	-0.177	-0.43	-9.09	-9.47	0.107	0.253	317.6	16
14	1/14/2010 22:00	2200	-8.46	92.6	1.897	121.2	-0.404	-0.43	-9.07	-9.45	0.107	0.252	317.6	16
14	1/14/2010 23:00	2300	-8.88	92.3	2.071	126.4	2.583	-0.43	-9.05	-9.43	0.107	0.251	317.6	16
14	1/15/2010 0:00	2400	-9.03	92.4	1.751	123	1.148	-0.43	-9.03	-9.41	0.107	0.252	317.7	16.1
15	1/15/2010 1:00	100	-9.03	92.2	1.422	108.7	2.01	-0.43	-9.01	-9.39	0.107	0.251	317.7	16.1
15	1/15/2010 2:00	200	-9.32	92.1	1.318	107.8	11.93	-0.43	-9	-9.38	0.107	0.251	317.7	16.1
15	1/15/2010 3:00	300	-9.77	92.3	1.772	64.04	5.462	-0.43	-8.98	-9.36	0.107	0.251	317.7	16.1
15	1/15/2010 4:00	400	-9.52	92.5	1.659	56.09	-0.198	-0.43	-8.97	-9.34	0.107	0.251	317.7	16.1
15	1/15/2010 5:00	500	-8.69	92.3	1.887	40.3	-0.186	-0.459	-8.95	-9.33	0.107	0.246	317.7	16.1
15	1/15/2010 6:00	600	-10.65	90.8	1.637	99.1	13.92	-0.636	-8.94	-9.32	0.107	0.247	317.7	16.1
15	1/15/2010 7:00	700	-11.72	90.6	1.5	114.3	21.07	-0.645	-8.93	-9.31	0.107	0.246	317.7	16.1
15	1/15/2010 8:00	800	-12.75	90.9	1.052	82.5	17.86	-0.646	-8.92	-9.31	0.107	0.249	317.7	16.1
15	1/15/2010 9:00	900	-12.1	91.1	1.196	72.1	7.95	-0.828	-8.91	-9.3	0.107	0.244	317.7	16.1
15	1/15/2010 10:00	1000	-12.53	90.3	0.99	76.2	15.23	-0.947	-8.9	-9.3	0.107	0.241	317.7	16.1
15	1/15/2010 11:00	1100	-12.51	91.3	1.031	43.52	-1.046	-1.075	-8.89	-9.31	0.108	0.244	317.7	16.1
15	1/15/2010 12:00	1200	-11.7	90.9	1.289	77.3	12.56	-1.234	-8.89	-9.31	0.108	0.241	317.7	16.1
15	1/15/2010 13:00	1300	-10.85	91.5	0.929	87.6	-10.32	-1.29	-8.89	-9.31	0.107	0.243	317.7	16.1
15	1/15/2010 14:00	1400	-10.11	91.4	1.204	93.8	-9.2	-1.29	-8.88	-9.32	0.108	0.244	317.7	16.1
15	1/15/2010 15:00	1500	-9.45	91.9	1.256	95.7	-11.44	-1.29	-8.88	-9.32	0.108	0.244	317.7	16.1
15	1/15/2010 16:00	1600	-8.65	92.2	1.019	136.8	-9.07	-1.29	-8.88	-9.31	0.108	0.245	317.7	16.1
15	1/15/2010 17:00	1700	-8.32	92.8	1.736	352	-4.817	-1.29	-8.87	-9.31	0.108	0.245	317.7	16.1
15	1/15/2010 18:00	1800	-7.56	93	1.959	337.1	0.739	-1.278	-8.87	-9.3	0.108	0.245	317.7	16.1
15	1/15/2010 19:00	1900	-7.72	92.8	2.168	307	0.081	-1.079	-8.86	-9.29	0.108	0.245	317.8	16.2
15	1/15/2010 20:00	2000	-7.39	91.5	2.659	311	-5.42	-1.004	-8.85	-9.27	0.108	0.247	317.8	16.2
15	1/15/2010 21:00	2100	-7.02	90.7	0.831	319.9	-3.861	-0.86	-8.84	-9.25	0.108	0.246	317.8	16.2
15	1/15/2010 22:00	2200	-6.866	89.4	0.785	356.7	-3.312	-0.775	-8.83	-9.22	0.108	0.246	317.8	16.2
15	1/15/2010 23:00	2300	-7.18	90.9	0.907	93.3	1.364	-0.645	-8.81	-9.2	0.108	0.246	317.8	16.2
15	1/16/2010 0:00	2400	-7.08	91.7	0.53	40.65	-1.564	-0.645	-8.8	-9.18	0.108	0.245	317.9	16.3
16	1/16/2010 1:00	100	-7.28	91.7	0.806	100.9	1.912	-0.59	-8.78	-9.16	0.108	0.247	317.9	16.3
16	1/16/2010 2:00	200	-7.36	90.3	0.736	46.51	3.186	-0.436	-8.76	-9.14	0.108	0.247	317.9	16.3
16	1/16/2010 3:00	300	-7.48	88.4	0.7	236.6	-1.616	-0.43	-8.75	-9.12	0.108	0.247	317.9	16.3
16	1/16/2010 4:00	400	-7.44	85.5	0.611	32.53	2.556	-0.43	-8.73	-9.1	0.108	0.25	317.9	16.3
16	1/16/2010 5:00	500	-7.7	82.6	2.128	168.1	-12.33	-0.51	-8.71	-9.09	0.108	0.247	317.9	16.3
16	1/16/2010 6:00	600	-7.71	81.6	1.082	34.04	-4.122	-0.645	-8.7	-9.08	0.108	0.248	317.9	16.3
16	1/16/2010 7:00	700	-7.05	81.9	0.948	119.2	-6.337	-0.645	-8.69	-9.07	0.108	0.248	317.9	16.3
16	1/16/2010 8:00	800	-6.762	89.8	1.622	137.2	-2.802	-0.719	-8.67	-9.06	0.108	0.244	318.1	16.5
16	1/16/2010 9:00	900	-6.769	91.5	1.121	119	-2.885	-0.859	-8.66	-9.05	0.108	0.249	318.2	16.6
16	1/16/2010 10:00	1000	-6.384	85.9	2.588	161.7	-13.21	-0.831	-8.65	-9.05	0.108	0.248	318.2	16.6
16	1/16/2010 11:00	1100	-5.866	87.7	3.341	160.2	-12.73	-0.664	-8.64	-9.03	0.108	0.228	318.3	16.7
16	1/16/2010 12:00	1200	-5.508	87	3.045	160	-17.47	-0.645	-8.63	-9.02	0.108	0.263	318.5	16.9
16	1/16/2010 13:00	1300	-4.737	80.9	4.275	184.8	-32.86	-0.627	-8.62	-9	0.108	0.261	318.5	16.9
16	1/16/2010 14:00	1400	-4.507	80	3.554	184.2	-33.12	-0.43	-8.6	-8.98	0.108	0.26	318.6	17

Faro Meteorological Data
January 01 - December 31, 2010

Faro Climate Station - 2010 data

Note: Cumulative precipitation is calculated in column 'V', while raw instrument numbers are seen in column 'U'. -0.1

Julian Day	Date	Hr	Tair	RH %	WindV	WindD	NetRad	SoilHF	SoilT2	SoilT3	Soil W	SnoD	Precip	Precip (rev)
16	1/16/2010 15:00	1500	-4.453	77.8	4.096	187.4	-35.52	-0.234	-8.59	-8.95	0.108	0.259	318.6	17
16	1/16/2010 16:00	1600	-4.654	77.9	1.874	234.8	-18.61	-0.077	-8.57	-8.92	0.109	0.258	318.6	17
16	1/16/2010 17:00	1700	-3.843	74.2	4.238	175.3	-43.34	0	-8.55	-8.89	0.109	0.259	318.6	17
16	1/16/2010 18:00	1800	-3.671	75.6	3.887	179.5	-32.97	0	-8.53	-8.86	0.109	0.258	318.6	17
16	1/16/2010 19:00	1900	-3.309	74.5	5.346	174.7	-35.8	-0.144	-8.51	-8.85	0.109	0.257	318.7	17.1
16	1/16/2010 20:00	2000	-3.104	74.7	6.528	169.8	-36.47	-0.215	-8.5	-8.83	0.109	0.248	318.7	17.1
16	1/16/2010 21:00	2100	-2.653	72.4	6.405	170.5	-19.86	-0.212	-8.48	-8.82	0.109	0.237	318.7	17.1
16	1/16/2010 22:00	2200	-2.617	72.7	7.03	170.7	-17.86	-0.024	-8.46	-8.8	0.109	0.235	318.6	17
16	1/16/2010 23:00	2300	-2.716	74.4	8.19	168	-25.51	0	-8.45	-8.77	0.109	0.238	318.7	17.1
16	1/17/2010 0:00	2400	-2.85	75.3	8.77	170.5	-21.79	0.164	-8.43	-8.75	0.109	0.233	318.8	17.2
17	1/17/2010 1:00	100	-2.766	75.9	9.58	168.7	-19.44	0.354	-8.41	-8.71	0.109	0.233	318.7	17.1
17	1/17/2010 2:00	200	-2.788	75.2	9.22	166.5	-27.93	0.769	-8.38	-8.67	0.109	0.2	318.6	17
17	1/17/2010 3:00	300	-2.699	73.9	7.55	167.2	-21.28	0.859	-8.35	-8.61	0.109	0.196	318.6	17
17	1/17/2010 4:00	400	-2.675	74.3	7.27	167.7	-13.63	0.859	-8.31	-8.57	0.109	0.188	318.6	17
17	1/17/2010 5:00	500	-2.772	75.6	6.853	170	-16.69	0.859	-8.28	-8.54	0.109	0.185	318.6	17
17	1/17/2010 6:00	600	-3.015	76	6.259	168.1	-33.66	0.859	-8.25	-8.51	0.109	0.184	318.6	17
17	1/17/2010 7:00	700	-2.763	74.4	7.06	166.7	-26.22	0.859	-8.22	-8.48	0.109	0.178	318.6	17
17	1/17/2010 8:00	800	-3.212	76.3	6.588	165.3	-34.99	0.859	-8.19	-8.45	0.11	0.18	318.5	16.9
17	1/17/2010 9:00	900	-3.336	77	6.289	163.3	-33.29	0.859	-8.16	-8.43	0.11	0.182	318.5	16.9
17	1/17/2010 10:00	1000	-3.682	77.6	3.786	161.9	-32.72	0.859	-8.13	-8.4	0.11	0.18	318.5	16.9
17	1/17/2010 11:00	1100	-4.732	80.8	1.462	131.8	-36.56	0.78	-8.11	-8.38	0.11	0.182	318.5	16.9
17	1/17/2010 12:00	1200	-4.98	79.8	0.854	77	-35.49	0.283	-8.09	-8.38	0.11	0.177	318.5	16.9
17	1/17/2010 13:00	1300	-3.881	72.7	0.92	69.65	-33.99	-0.503	-8.09	-8.42	0.11	0.181	318.5	16.9
17	1/17/2010 14:00	1400	-2.98	68.15	0.688	119.1	-30.09	-1.129	-8.09	-8.46	0.11	0.172	318.5	16.9
17	1/17/2010 15:00	1500	-4.511	74.8	1.072	129.4	-8.88	-1.572	-8.11	-8.51	0.11	0.183	318.5	16.9
17	1/17/2010 16:00	1600	-3.948	73.4	1.186	124.5	2.574	-1.858	-8.13	-8.56	0.11	0.179	318.5	16.9
17	1/17/2010 17:00	1700	-4.221	75.8	1.434	147.5	-12.11	-1.182	-8.15	-8.56	0.11	0.179	318.5	16.9
17	1/17/2010 18:00	1800	-4.825	79	1.165	105.4	-12.08	-0.596	-8.15	-8.53	0.11	0.179	318.5	16.9
17	1/17/2010 19:00	1900	-4.819	77.1	0.486	89.3	-9.67	-0.43	-8.15	-8.5	0.11	0.18	318.5	16.9
17	1/17/2010 20:00	2000	-5.054	79.6	0.807	111.5	-10.38	-0.43	-8.13	-8.49	0.11	0.18	318.5	16.9
17	1/17/2010 21:00	2100	-4.826	79.7	0.923	138.6	-10.28	-0.617	-8.13	-8.48	0.11	0.179	318.5	16.9
17	1/17/2010 22:00	2200	-5.043	82.4	1.225	127	-10.23	-0.581	-8.12	-8.48	0.11	0.173	318.5	16.9
17	1/17/2010 23:00	2300	-5.209	84.8	0.807	144.5	-15.19	-0.43	-8.11	-8.46	0.11	0.177	318.5	16.9
17	1/18/2010 0:00	2400	-5.295	84.7	1.105	276.7	-9.15	-0.444	-8.1	-8.45	0.11	0.178	318.5	16.9
18	1/18/2010 1:00	100	-4.91	82	0.803	192.6	-4.018	-0.645	-8.09	-8.45	0.11	0.178	318.5	16.9
18	1/18/2010 2:00	200	-5.455	83.9	0.771	131.4	-21.3	-0.643	-8.09	-8.45	0.11	0.18	318.5	16.9
18	1/18/2010 3:00	300	-5.742	85	1.038	118.6	-2.299	-0.753	-8.08	-8.45	0.11	0.178	318.5	16.9
18	1/18/2010 4:00	400	-5.861	84.9	1.188	53.41	-3.676	-0.86	-8.08	-8.46	0.11	0.178	318.5	16.9
18	1/18/2010 5:00	500	-5.217	81.3	0.887	90.9	-4.269	-0.62	-8.07	-8.45	0.11	0.178	318.5	16.9
18	1/18/2010 6:00	600	-5.008	80	0.838	131	-5.43	-0.409	-8.07	-8.42	0.11	0.177	318.5	16.9
18	1/18/2010 7:00	700	-5.026	78.8	0.682	178.4	-8.01	-0.216	-8.05	-8.4	0.11	0.179	318.5	16.9
18	1/18/2010 8:00	800	-5.091	78	0.378	154.2	-10.11	-0.216	-8.04	-8.38	0.11	0.172	318.5	16.9
18	1/18/2010 9:00	900	-5.818	80.3	1.27	110.7	-18.83	-0.4	-8.03	-8.38	0.11	0.173	318.5	16.9
18	1/18/2010 10:00	1000	-7.41	82.9	1.737	70.2	-46.61	-0.709	-8.02	-8.38	0.11	0.177	318.5	16.9
18	1/18/2010 11:00	1100	-9.04	83	2.228	39.96	-45.06	-1.487	-8.02	-8.42	0.11	0.179	318.5	16.9
18	1/18/2010 12:00	1200	-8.88	79.3	1.386	51.81	-34.02	-2.244	-8.03	-8.48	0.11	0.171	318.5	16.9
18	1/18/2010 13:00	1300	-8.15	73.8	1.383	29.6	-23.33	-2.764	-8.06	-8.55	0.11	0.171	318.5	16.9
18	1/18/2010 14:00	1400	-6.782	68.4	0.804	41.46	-21.66	-3.008	-8.09	-8.6	0.11	0.167	318.5	16.9
18	1/18/2010 15:00	1500	-5.998	65.24	1.098	69.39	-27.24	-3.024	-8.13	-8.65	0.11	0.168	318.4	16.8
18	1/18/2010 16:00	1600	-7.82	72.5	1.095	29.07	-28.12	-3.344	-8.16	-8.7	0.11	0.179	318.5	16.9
18	1/18/2010 17:00	1700	-8.5	75.9	1.239	7.86	-25.29	-3.672	-8.19	-8.76	0.11	0.171	318.5	16.9
18	1/18/2010 18:00	1800	-9.12	76.9	1.238	39.08	-21.21	-3.869	-8.23	-8.81	0.11	0.176	318.5	16.9
18	1/18/2010 19:00	1900	-8.67	78.6	0.873	54.46	-14.93	-3.804	-8.26	-8.85	0.11	0.176	318.5	16.9
18	1/18/2010 20:00	2000	-7.66	79.2	1.242	24.49	-5.604	-3.529	-8.3	-8.88	0.109	0.175	318.4	16.8
18	1/18/2010 21:00	2100	-7.53	80.9	0.483	198.2	-3.118	-3.022	-8.32	-8.88	0.109	0.174	318.4	16.8
18	1/18/2010 22:00	2200	-7.24	85.5	0.3	310.9	0.284	-2.453	-8.33	-8.85	0.109	0.174	318.5	16.9
18	1/18/2010 23:00	2300	-7.18	92.3	1.101	294.4	1.38	-1.93	-8.33	-8.82	0.109	0.178	318.6	17
18	1/19/2010 0:00	2400	-7.36	93.5	0.755	289.8	1.43	-1.418	-8.32	-8.78	0.109	0.19	319.3	17.7
19	1/19/2010 1:00	100	-7.43	93.6	0.514	277.2	-1.009	-0.986	-8.3	-8.73	0.109	0.192	319.7	18.1
19	1/19/2010 2:00	200	-6.802	89.8	1.315	164.8	-5.52	-0.731	-8.27	-8.68	0.109	0.191	319.7	18.1
19	1/19/2010 3:00	300	-6.364	88.2	2.293	157	-7.14	-0.645	-8.24	-8.64	0.11	0.192	319.7	18.1
19	1/19/2010 4:00	400	-6.125	88.5	1.777	168.4	-5.275	-0.505	-8.22	-8.6	0.11	0.19	319.8	18.2
19	1/19/2010 5:00	500	-6.324	89.4	1.288	184	-7.47	-0.43	-8.19	-8.57	0.11	0.185	319.8	18.2
19	1/19/2010 6:00	600	-6.455	87.9	1.748	165.7	-16.79	-0.462	-8.17	-8.54	0.11	0.186	319.8	18.2
19	1/19/2010 7:00	700	-8.36	88.9	0.946	71.5	-8.02	-0.833	-8.15	-8.54	0.11	0.189	319.8	18.2
19	1/19/2010 8:00	800	-8.56	89.7	0.97	45.24	-9.56	-1.351	-8.13	-8.55	0.11	0.184	319.8	18.2
19	1/19/2010 9:00	900	-9.64	90.1	1.203	50.86	-18.26	-1.752	-8.13	-8.58	0.11	0.183	319.8	18.2
19	1/19/2010 10:00	1000	-8.94	89.3	0.981	59.54	-9.94	-2.125	-8.14	-8.61	0.11	0.183	319.8	18.2
19	1/19/2010 11:00	1100	-9.17	86.1	1.145	55.1	-16.24	-2.475	-8.15	-8.65	0.11	0.189	319.8	18.2
19	1/19/2010 12:00	1200	-8.12	81.5	1.285	54.24	-17.53	-2.696	-8.17	-8.69	0.11	0.169	319.8	18.2
19	1/19/2010 13:00	1300	-7.21	75.8	1.277	42.83	-17.97	-2.794	-8.19	-8.71	0.11	0.181	319.8	18.2
19	1/19/2010 14:00	1400	-4.943	68.88	0.933	47.23	-30.45	-2.794	-8.2	-8.74	0.11	0.168	319.8	18.2
19	1/19/2010 15:00	1500	-3.968	63.68	1.059	41.86	-38.3	-2.941	-8.22	-8.76	0.11	0.175	319.7	18.1
19	1/19/2010 16:00	1600	-3.505	63.98	1.113	88.5	-34.67	-3.179	-8.24	-8.8	0.11	0.169	319.7	18.1
19	1/19/2010 17:00	1700	-6.033	72.4	1.59	47.42	-25.15	-3.401	-8.25	-8.84	0.109	0.188	319.8	18.2
19	1/19/2010 18:00	1800	-8.04	78.5	2.455	22.55	-18.47	-3.589	-8.27	-8.87	0.11	0.184	319.8	18.2
19	1/19/2010 19:00	1900	-8.34	79.4	2.057	25.97	-22.08	-3.441	-8.29	-8.9	0.109	0.181	319.8	18.2
19	1/19/2010 20:00	2000	-8.33	79.1	2.173	29.7	-21.98	-3.252	-8.31	-8.91	0.11	0.176	319.8	18.2
19	1/19/2010 21:00	2100	-8.11	78.3	1.523	4.191	-11.93	-3.221	-8.33	-8.92	0.109	0.169	319.8	18.2
19	1/19/2010 22:00	2200	-9.12	81	1.017	26.42	-9.19	-3.014	-8.35	-8.92	0.11	0.172	319.8	18.2
19	1/19/2010 23:00	2300	-9.51	85.3	0.614	64.17	-6.73	-3.104	-8.36	-8.93	0.109	0.172	319.8	18.2
19	1/20/2010 0:00	2400	-8.81	84.2	1.338	6.75	-11.04	-3.225	-8.38	-8.95	0.109	0.161	319.8	18.2
20	1/20/2010 1:00	100	-9.07	85.5	1.406	358.9	-7.54	-3.225	-8.39	-8.97	0.109	0.174	319.8	18.2
20	1/20/2010 2:00	200	-9.12	87.3	0.83	317.1	-5.85	-3.222	-8.41	-8.98	0.109	0.181	319.8	18.2
20	1/20/2010 3:00	300	-8.75	87.8	0.564	122.6	-1.02	-3.003	-8.42	-8.98	0.109	0.172	319.8	18.2
20	1/20/2010 4:00	400	-8.89	90	0.494	316.1	-0.494	-2.739	-8.42	-8.97	0.109	0.182	319.8	18.2
20	1/20/2010 5:00	500	-8.52	91.6	0.752	46.11	-2.187	-2.421	-8.42	-8.95	0.109	0.193	319.9	18.3
20	1/20/2010 6:00	600	-6.765	90	0.935	114.8	-6.731	-2.052	-8.41	-8.92	0.109	0.192	319.8	18.2
20	1/20/2010 7:00	700	-6.181	88.5	1.277	21.03	-10.66	-1.731	-8.4	-8.88	0.109	0.188	319.8	18.2
20	1/20/2010 8:00	800	-6.647	91.2	0.971	0.649	-15.82	-1.504	-8.38	-8.85	0.109	0.188	319.9	18.3
20	1/20/2010 9:00	900	-6.73	93.2	1.088	131.4	-6.446	-1.754	-8.36	-8.83	0.109	0.189	319.9	18.3
20	1/20/2010 10:00	1000	-6.036	89.7	1.457	128.8	-3.815	-1.934	-8.35	-8.83	0.109	0.19	319.9	18.3
20	1/20/2010 11:00	1100	-5.332	86.4	1.441	150.7	-2.425	-1.776	-8.34	-8.82	0.109	0.189	319.8	18.2
20	1/20/2010 12:00	1200	-5.336	85.1	0.702	175.7	-10.94	-1.296	-8.34	-8.79	0.109	0.187	319.9	18.3
20	1/20/2010 13:00	1300	-4.996	83.9	0.458	25.86	-17.75	-0.81	-8.32	-8.74	0.109	0.189	319.8	18.2
20	1/20/2010 14:00	1400	-4.454	81.1	0.827	290.5	-20.98	-0.499	-8.29	-8.69	0.109	0.191	319.8	18.2
20	1/20/2010 15:00	1500	-3.811	78.9	1.782	191	-24.26	-0.22	-8.26	-8.63	0.11	0.192	319.8	18.2
20	1/20/2010 16:00	1600	-2.915	75.3	1.92	164.1	-34.49	0.047	-8.22	-8.58	0.11	0.189	319.8	18.2
20	1/20/2010 17:00	1700	-4.265	79.9	1.142	196	-20.31	0.123	-8.19	-8.53	0.11	0.18	319.9	18.3
20	1/20/2010 18:00	1800	-5.139	81.9	1.124	337.6	-12.6	-0.278	-8.16	-8.51	0.11	0.191	319.9	18.3
20	1/20/2010 19:00	1900	-5.376	80.6	1.658	42.71	-15.21	-0.897	-8.13	-8.52	0.11	0.194	319.9	18.3
20	1/20/2010 20:00	2000	-4.967	81.1	0.689	10.87	-8.36	-1.259	-8.12	-8.53	0.11	0.184	319.9	18.3
20	1/20/2010 21:00	2100	-4.852	82.8	0.995	327	-8.42	-1.317	-8.12	-8.54	0.11	0.191	319.9	18.3
20	1/20/2010 22:00	2200	-5.016	83.5	0.839	318.6	-4.188	-1.504	-8.12	-8.55	0.11	0.189	319.9	18.3
20	1/20/2010 23:00	2300	-4.805	83.1	0.969	344.7	-8.89	-1.498	-8.12	-8.55	0.11	0.19	319.9	18.3
20	1/21/2010 0:00	2400	-5.458	85.4	0.936	324.3	-7.07	-1.475	-8.11	-8.55	0.11	0.188	319.9	18.3
21	1/21/2010 1:00	100	-4.885	84.3	1.134	299.2	-7.46	-1.504	-8.11	-8.55	0.11	0.19	319.9	18.3
21	1/21/2010 2:00	200	-4.738	83.4	0.425	287.5	-8.36	-1.5	-8.11	-8.55	0.11	0.189	319.9	18.3
21	1/21/2010 3:00	300	-4.514	81.8	1.214	302.9	-9.06	-1.483	-8.11	-8.54	0.11	0.191	319.9	18.3
21	1/21/2010 4:00	400	-4.084	81.1	0.37	311.5	-1.648	-1.506	-8.1	-8.54	0.11	0.191	319.9	18.3
21	1/21/2010 5:00	500	-3.839	80.7	0.677	314.6	-4.485	-1.329	-8.1	-8.53	0.11	0.19	319.9	18.3
21	1/21/2010 6:00	600	-3.535	80.3	0.741	326.7	-5.073	-0.882	-8.09	-8.5	0.11	0.19	319.9	18.3
21	1/21/2010 7:00	700	-3.748	81.3	0.696	116.5	-4.827	-0.505	-8.08	-8.46	0.11	0.19	319.9	18.3
21	1/21/2010 8:00	800	-3.697	81.2	0.717	232.7	-4.121	-0.21	-8.05	-8.41	0.11	0.189	319.9	18.3
21	1/21/2010 9:00	900	-3.952	83.2	0.656	239.2	-3.447	-0.002	-8.03	-8.37	0.11	0.19	319.9	18.3
21	1/21/2010 10:00	1000	-4.327	85.4	0.476	50.28	-2.412	0.116	-8	-8.33	0.11	0.191	319.9	18.3
21	1/21/2010 11:00	1100	-4.765	87.5	0.328	246.3	-1.438	0.215	-7.97	-8.29	0.11	0.19	319.9	18.3
21	1/21/2010 12:00	1200	-4.485	86.4	0.374	51.46	-7.31	0.215	-7.94	-8.26	0.11	0.191	319.9	18.3
21	1/21/2010 13:00	1300	-3.736	82.4	0.25	32.98	-14.22	0.236	-7.92	-8.23	0.11	0.189	319.9	18.3
21	1/21/2010 14:00	1400	-3.657	81.5	0.29	354.1	-18.86	0.429	-7.89	-8.19	0.111	0.19	319.9	18.3
21	1/21/2010 15:00	1500	-3.72	84.2	0.431	329.1	-16.09	0.586	-7.86	-8.16	0.111	0.191	320.1	18.5
21	1/21/2010 16:00	1600	-4.279	91.9	0.527	130.9	-9.44	0.645	-7.83	-8.12	0.111	0.197	320.5	18.9
21	1/21/2010 17:00	1700	-4.526	93.8	0.65	131.3	-7.63	0.654	-7.81	-8.08	0.111	0.199	320.7	19.1
21	1/21/2010 18:00	1800	-4.692	94.3	0.412	117.8	-0.392	0.645	-7.78	-8.05	0.111	0.201	321.1	19.5
21	1/21/2010 19:00	1900	-5.06	94.8	0.328	177.8	-0.005	0.642	-7.75	-8.03	0.111	0.199	321.1	19.5

Faro Meteorological Data
January 01 - December 31, 2010

Faro Climate Station - 2010 data

Note: Cumulative precipitation is calculated in column 'V', while raw instrument numbers are seen in column 'U'. -0.1

Julian Day	Date	Hr	Tair	RH %	WindV	WindD	NetRad	SoilHF	SoilT2	SoilT3	Soil W	SnoD	Precip	Precip (rev)
21	1/21/2010 20:00	2000	-5.465	95.9	0.698	137.4	0.053	0.434	-7.73	-8.02	0.111	0.2	321.1	19.5
21	1/21/2010 21:00	2100	-5.738	94.4	0.756	83.2	-0.287	0.22	-7.71	-8.01	0.111	0.2	321.1	19.5
21	1/21/2010 22:00	2200	-6.126	94.7	1.107	108.6	-1.159	0.215	-7.7	-8	0.111	0.2	321.1	19.5
21	1/21/2010 23:00	2300	-6.267	94.9	1.552	138.2	-0.874	0.153	-7.68	-7.99	0.111	0.2	321.1	19.5
21	1/22/2010 0:00	2400	-6.23	94.2	1.019	54.4	-0.888	0	-7.67	-7.98	0.111	0.201	321.1	19.5
22	1/22/2010 1:00	100	-6.25	94	0.635	112.3	-1.18	0	-7.65	-7.97	0.112	0.199	321.1	19.5
22	1/22/2010 2:00	200	-6.227	94	0.799	129.7	-0.637	0	-7.64	-7.96	0.111	0.174	321.1	19.5
22	1/22/2010 3:00	300	-6.443	94.1	0.462	123.4	-0.312	0	-7.63	-7.95	0.112	0.176	321.1	19.5
22	1/22/2010 4:00	400	-6.567	94.5	0.789	137.4	-1.249	0	-7.62	-7.94	0.111	0.177	321.1	19.5
22	1/22/2010 5:00	500	-6.592	94.4	0.755	350.2	-0.784	-0.125	-7.6	-7.94	0.111	0.182	321.1	19.5
22	1/22/2010 6:00	600	-6.761	94.9	0.332	119.9	-1.197	-0.214	-7.59	-7.93	0.112	0.181	321.1	19.5
22	1/22/2010 7:00	700	-6.855	94.7	0.183	286.9	-0.218	-0.215	-7.58	-7.92	0.112	0.184	321.1	19.5
22	1/22/2010 8:00	800	-6.946	95	0.359	141.3	-0.717	-0.215	-7.57	-7.91	0.112	0.184	321.1	19.5
22	1/22/2010 9:00	900	-6.847	94.3	0.202	77.8	-0.224	-0.215	-7.56	-7.91	0.112	0.184	321.1	19.5
22	1/22/2010 10:00	1000	-6.606	94.4	0.338	23.68	-0.227	-0.215	-7.55	-7.9	0.112	0.177	321.1	19.5
22	1/22/2010 11:00	1100	-6.722	94.6	0.495	339.6	-0.454	-0.215	-7.55	-7.89	0.112	0.17	321.1	19.5
22	1/22/2010 12:00	1200	-6.86	95.1	0.442	326.1	-4.473	-0.215	-7.54	-7.88	0.112	0.17	321.1	19.5
22	1/22/2010 13:00	1300	-6.442	94.8	0.475	316.3	-10.41	-0.125	-7.53	-7.86	0.112	0.166	321.1	19.5
22	1/22/2010 14:00	1400	-6.354	94.4	0.379	271.1	-9.47	0	-7.51	-7.85	0.112	0.172	321.1	19.5
22	1/22/2010 15:00	1500	-6.248	94.4	0.355	318.1	-9.64	0	-7.5	-7.83	0.112	0.178	321.1	19.5
22	1/22/2010 16:00	1600	-6.207	94.1	0.383	303.7	-8.56	0	-7.49	-7.82	0.112	0.181	321.1	19.5
22	1/22/2010 17:00	1700	-6.384	94.7	0.947	152.1	-4.298	0	-7.47	-7.8	0.112	0.185	321.1	19.5
22	1/22/2010 18:00	1800	-6.696	93.9	1.123	84.9	-0.281	0	-7.46	-7.79	0.112	0.187	321.1	19.5
22	1/22/2010 19:00	1900	-6.789	94	0.954	53.02	-2.595	-0.107	-7.45	-7.79	0.112	0.19	321.2	19.6
22	1/22/2010 20:00	2000	-6.379	94	0.243	105.7	-1.16	-0.215	-7.44	-7.78	0.112	0.19	321.2	19.6
22	1/22/2010 21:00	2100	-6.336	93.9	0.21	1.659	0.017	-0.215	-7.43	-7.77	0.112	0.185	321.2	19.6
22	1/22/2010 22:00	2200	-6.598	94	0.307	75.3	-0.524	-0.215	-7.42	-7.76	0.112	0.187	321.2	19.6
22	1/22/2010 23:00	2300	-6.898	93.9	0.712	170.5	0.259	-0.215	-7.41	-7.75	0.112	0.183	321.2	19.6
22	1/23/2010 0:00	2400	-7.33	93.7	0.932	130.5	-0.399	-0.215	-7.4	-7.75	0.112	0.175	321.2	19.6
23	1/23/2010 1:00	100	-7.62	93.3	1.009	94.7	-1.252	-0.215	-7.39	-7.74	0.112	0.172	321.2	19.6
23	1/23/2010 2:00	200	-7.53	93.2	0.244	24.78	-1.123	-0.258	-7.38	-7.74	0.112	0.183	321.3	19.7
23	1/23/2010 3:00	300	-7.72	93.1	0.652	114.9	-1.177	-0.429	-7.38	-7.73	0.112	0.184	321.3	19.7
23	1/23/2010 4:00	400	-7.73	92.8	0.894	92.3	-0.943	-0.43	-7.37	-7.73	0.113	0.187	321.3	19.7
23	1/23/2010 5:00	500	-7.78	93.3	0.706	328.3	-0.643	-0.433	-7.37	-7.73	0.113	0.187	321.3	19.7
23	1/23/2010 6:00	600	-7.76	93.3	0.332	229.6	-0.685	-0.442	-7.36	-7.73	0.113	0.186	321.3	19.7
23	1/23/2010 7:00	700	-7.78	93.5	0.634	277.2	-0.773	-0.452	-7.36	-7.73	0.113	0.189	321.3	19.7
23	1/23/2010 8:00	800	-7.79	93.9	0.995	287.8	-0.833	-0.492	-7.35	-7.73	0.113	0.197	321.4	19.8
23	1/23/2010 9:00	900	-8.09	93.7	0.731	170.2	0.421	-0.475	-7.35	-7.72	0.113	0.194	321.4	19.8
23	1/23/2010 10:00	1000	-8.06	93.1	1.011	94.1	-0.876	-0.503	-7.34	-7.72	0.113	0.193	321.4	19.8
23	1/23/2010 11:00	1100	-8.01	92.6	0.748	141.9	-0.901	-0.638	-7.33	-7.71	0.113	0.188	321.4	19.8
23	1/23/2010 12:00	1200	-8.04	92.5	1.173	157.9	-4.856	-0.645	-7.33	-7.71	0.113	0.184	321.5	19.9
23	1/23/2010 13:00	1300	-7.84	92	1.018	164.9	-8.93	-0.57	-7.32	-7.7	0.113	0.185	321.5	19.9
23	1/23/2010 14:00	1400	-7.74	92.1	0.689	128.5	-12.28	-0.43	-7.32	-7.69	0.113	0.188	321.5	19.9
23	1/23/2010 15:00	1500	-7.72	91.6	1.251	147.9	-9.99	-0.424	-7.31	-7.68	0.113	0.188	321.5	19.9
23	1/23/2010 16:00	1600	-7.73	91.8	1.131	153	-9.75	-0.236	-7.3	-7.67	0.113	0.186	321.5	19.9
23	1/23/2010 17:00	1700	-7.86	92.1	0.589	97.2	-4.592	-0.215	-7.29	-7.65	0.113	0.188	321.5	19.9
23	1/23/2010 18:00	1800	-8.1	92.6	0.386	75.5	-2.384	-0.329	-7.28	-7.64	0.113	0.204	321.5	19.9
23	1/23/2010 19:00	1900	-8.1	92.5	1.103	149.5	-0.71	-0.43	-7.27	-7.64	0.113	0.205	321.6	20
23	1/23/2010 20:00	2000	-8.24	92	1.415	159.6	0.026	-0.545	-7.26	-7.64	0.113	0.195	321.6	20
23	1/23/2010 21:00	2100	-8.34	91	1.145	185	-0.2	-0.645	-7.26	-7.64	0.113	0.195	321.6	20
23	1/23/2010 22:00	2200	-8.53	91	1.662	168.3	-0.467	-0.645	-7.25	-7.64	0.113	0.2	321.6	20
23	1/23/2010 23:00	2300	-8.8	91	2.029	163.8	0.203	-0.645	-7.25	-7.64	0.113	0.208	321.6	20
23	1/24/2010 0:00	2400	-8.99	91.2	1.517	149.7	-0.835	-0.645	-7.25	-7.64	0.113	0.199	321.6	20
24	1/24/2010 1:00	100	-8.96	90.3	1.885	143.3	-0.83	-0.666	-7.24	-7.64	0.113	0.207	321.6	20
24	1/24/2010 2:00	200	-8.94	90.6	1.14	147.5	-0.866	-0.821	-7.24	-7.64	0.113	0.205	321.7	20.1
24	1/24/2010 3:00	300	-9.22	90.2	0.6	96.5	1.62	-0.858	-7.24	-7.64	0.113	0.21	321.7	20.1
24	1/24/2010 4:00	400	-9.52	86	1.233	146.1	-2.09	-0.86	-7.23	-7.64	0.113	0.203	321.7	20.1
24	1/24/2010 5:00	500	-9.78	84	1.667	131.8	-4.052	-0.906	-7.23	-7.64	0.113	0.206	321.7	20.1
24	1/24/2010 6:00	600	-9.37	79.7	3.991	161.9	-18.5	-1.075	-7.23	-7.65	0.113	0.214	321.7	20.1
24	1/24/2010 7:00	700	-9.58	81.7	3.793	158.1	-11.45	-1.086	-7.23	-7.66	0.113	0.207	321.7	20.1
24	1/24/2010 8:00	800	-9.12	77.9	1.6	139.6	-8.28	-1.154	-7.23	-7.67	0.113	0.204	321.7	20.1
24	1/24/2010 9:00	900	-9.32	77.4	1.223	111.5	-7.28	-1.098	-7.24	-7.67	0.113	0.204	321.6	20
24	1/24/2010 10:00	1000	-9.13	76.7	2.703	142.3	-10.62	-1.085	-7.24	-7.67	0.113	0.201	321.6	20
24	1/24/2010 11:00	1100	-9.38	77.3	4.124	157.7	-12.53	-1.108	-7.24	-7.67	0.113	0.195	321.6	20
24	1/24/2010 12:00	1200	-9.45	76.7	4.581	165.5	-20.19	-1.075	-7.24	-7.67	0.113	0.207	321.6	20
24	1/24/2010 13:00	1300	-9.16	74.9	4.955	159.5	-33.26	-1.075	-7.24	-7.67	0.113	0.205	321.6	20
24	1/24/2010 14:00	1400	-8.45	70.5	5.556	145.2	-8.47	-0.931	-7.24	-7.66	0.113	0.205	321.6	20
24	1/24/2010 15:00	1500	-8.61	71.1	4.426	126.2	-3.442	-0.853	-7.23	-7.64	0.113	0.199	321.5	19.9
24	1/24/2010 16:00	1600	-8.09	67.25	4.332	130.6	-11.84	-0.648	-7.22	-7.63	0.113	0.193	321.5	19.9
24	1/24/2010 17:00	1700	-8.6	67.66	5.282	109.8	-26.08	-0.645	-7.21	-7.61	0.113	0.207	321.5	19.9
24	1/24/2010 18:00	1800	-9.52	69.46	4.537	111.8	-36.89	-0.763	-7.2	-7.61	0.113	0.21	321.5	19.9
24	1/24/2010 19:00	1900	-10.04	70	4.277	142.6	-35.61	-0.995	-7.2	-7.61	0.113	0.196	321.5	19.9
24	1/24/2010 20:00	2000	-9.99	68.96	4.791	129.1	-49.14	-1.221	-7.19	-7.63	0.113	0.207	321.5	19.9
24	1/24/2010 21:00	2100	-10.3	69.29	4.415	131.7	-50.6	-1.458	-7.19	-7.64	0.113	0.209	321.5	19.9
24	1/24/2010 22:00	2200	-10.84	71.9	4.505	133.7	-52.46	-1.683	-7.2	-7.67	0.113	0.205	321.4	19.8
24	1/24/2010 23:00	2300	-10.64	71.7	5.397	138.8	-50.58	-1.871	-7.21	-7.69	0.113	0.201	321.4	19.8
24	1/25/2010 0:00	2400	-10.43	70.2	5.028	133.9	-50.51	-2.055	-7.22	-7.72	0.113	0.182	321.4	19.8
25	1/25/2010 1:00	100	-10.46	70.1	4.891	129	-49.85	-2.217	-7.23	-7.74	0.113	0.18	321.4	19.8
25	1/25/2010 2:00	200	-10.29	68.28	4.352	124.3	-52.6	-2.479	-7.24	-7.78	0.113	0.18	321.4	19.8
25	1/25/2010 3:00	300	-10.86	70.3	3.41	156.4	-48.08	-2.777	-7.26	-7.82	0.113	0.177	321.4	19.8
25	1/25/2010 4:00	400	-11.15	70.5	3.334	160.8	-49.09	-3.057	-7.29	-7.86	0.113	0.179	321.4	19.8
25	1/25/2010 5:00	500	-11.23	70.7	4.026	167.2	-52.21	-3.335	-7.32	-7.91	0.113	0.175	321.3	19.7
25	1/25/2010 6:00	600	-10.19	67.15	4.97	134.1	-56.18	-3.535	-7.35	-7.96	0.113	0.167	321.3	19.7
25	1/25/2010 7:00	700	-9.48	65.16	7.22	94.3	-63.66	-3.656	-7.39	-8	0.113	0.165	321.3	19.7
25	1/25/2010 8:00	800	-9.36	63.85	4.502	122	-58.79	-3.728	-7.42	-8.05	0.113	0.193	321.3	19.7
25	1/25/2010 9:00	900	-9.18	61.67	4.734	105.4	-60.17	-3.654	-7.44	-8.07	0.113	0.164	321.2	19.6
25	1/25/2010 10:00	1000	-9.62	63.36	5.742	86.4	-62.34	-3.692	-7.46	-8.09	0.112	0.166	321.3	19.7
25	1/25/2010 11:00	1100	-10.05	63.64	4.988	103	-59.46	-4.028	-7.48	-8.13	0.112	0.168	321.2	19.6
25	1/25/2010 12:00	1200	-9.36	60.7	6.055	97	-58.82	-4.441	-7.5	-8.17	0.112	0.165	321.2	19.6
25	1/25/2010 13:00	1300	-9.23	60	4.535	112.7	-49.05	-4.5	-7.51	-8.21	0.112	0.164	321.2	19.6
25	1/25/2010 14:00	1400	-8.72	57.9	3.841	119.2	-45.37	-4.3	-7.52	-8.22	0.112	0.16	321.1	19.5
25	1/25/2010 15:00	1500	-9.89	62.54	4.268	159.7	-45.98	-4.163	-7.53	-8.23	0.112	0.165	321.1	19.5
25	1/25/2010 16:00	1600	-10.41	64.37	4.948	156.3	-47.25	-3.874	-7.53	-8.22	0.112	0.164	321.1	19.5
25	1/25/2010 17:00	1700	-11.11	66.98	5.102	159.9	-51.73	-3.866	-7.54	-8.22	0.112	0.167	321.1	19.5
25	1/25/2010 18:00	1800	-12	69.79	4.262	152.7	-55.6	-3.879	-7.55	-8.23	0.112	0.166	321.1	19.5
25	1/25/2010 19:00	1900	-11.62	67.26	3.904	121.9	-54.87	-4.253	-7.58	-8.26	0.112	0.165	321.1	19.5
25	1/25/2010 20:00	2000	-11.79	67.84	3.687	123.5	-53.35	-4.791	-7.61	-8.31	0.112	0.165	321.1	19.5
25	1/25/2010 21:00	2100	-11.58	66.46	3.153	128	-54.27	-5.127	-7.64	-8.36	0.112	0.167	321.1	19.5
25	1/25/2010 22:00	2200	-12	67.87	3.246	130.4	-53.23	-5.248	-7.67	-8.41	0.112	0.166	321.1	19.5
25	1/25/2010 23:00	2300	-12.44	69.22	1.793	142.4	-47.47	-5.374	-7.71	-8.45	0.112	0.167	321.1	19.5
25	1/26/2010 0:00	2400	-12.76	70.1	1.105	164.8	-43.95	-5.544	-7.74	-8.49	0.112	0.163	321.1	19.5
26	1/26/2010 1:00	100	-12.76	70.1	1.799	151.3	-44.46	-5.948	-7.78	-8.55	0.112	0.159	321	19.4
26	1/26/2010 2:00	200	-12.74	67.63	1.756	28.28	-42.08	-6.235	-7.83	-8.62	0.112	0.166	321	19.4
26	1/26/2010 3:00	300	-12.45	65.81	2.2	94	-45.34	-6.316	-7.88	-8.68	0.111	0.163	321	19.4
26	1/26/2010 4:00	400	-12.88	66.49	1.776	69.32	-42.57	-6.234	-7.93	-8.72	0.111	0.161	321	19.4
26	1/26/2010 5:00	500	-13.37	67.99	2.617	30.59	-43.75	-6.234	-7.98	-8.75	0.111	0.166	321	19.4
26	1/26/2010 6:00	600	-13.11	66.52	1.774	60.52	-42.89	-6.137	-8.02	-8.79	0.111	0.161	321	19.4
26	1/26/2010 7:00	700	-12.9	66.34	2.822	144.1	-44.38	-6.036	-8.06	-8.81	0.111	0.165	321	19.4
26	1/26/2010 8:00	800	-13.04	66.78	2.16	128.2	-43.5	-6.044	-8.1	-8.84	0.111	0.165	321	19.4
26	1/26/2010 9:00	900	-13.5	68.47	2.967	147	-44.4	-6.02	-8.14	-8.87	0.111	0.165	321	19.4
26	1/26/2010 10:00	1000	-14.61	71.5	1.889	50.32	-39.25	-6.02	-8.17	-8.89	0.111	0.167	321	19.4
26	1/26/2010 11:00	1100	-15	72.8	1.427	42.2	-33.49	-6.065	-8.21	-8.92	0.11	0.161	321	19.4
26	1/26/2010 12:00	1200	-13.75	67.94	0.424	63.57	-26.96	-6.286	-8.24	-8.96	0.11	0.162	320.9	19.3
26	1/26/2010 13:00	1300	-12.89	65.86	0.894	120.9	-23.11	-6.585	-8.28	-9.01	0.11	0.157	320.9	19.3
26	1/26/2010 14:00	1400	-10.76	59.33	0.842	171.7	-19.18	-6.828	-8.32	-9.06	0.11	0.158	320.9	19.3
26	1/26/2010 15:00	1500	-10.1	57.79	1.22	156.5	-24.9	-6.667	-8.35	-9.1	0.11	0.158	320.8	19.2
26	1/26/2010 16:00	1600	-9.36	55.73	0.974	136.3	-25.4	-6.519	-8.38	-9.13	0.11	0.158	320.8	19.2
26	1/26/2010 17:00	1700	-10.25	59.46	0.754	180.5	-27.87	-6.291	-8.4	-9.14	0.11	0.16	320.8	19.2
26	1/26/2010 18:00	1800	-13.16	70.8	1.073	125.9	-33.08	-6.539	-8.42	-9.18	0.11	0.16	320.9	19.3
26	1/26/2010 19:00	1900	-14.62	75.3	1.147	57.94	-32.29	-6.914	-8.45	-9.22	0.11	0.159	320.9	19.3
26	1/26/2010 20:00	2000	-15.8	79.8	0.94	78.6	-29.96	-7.17	-8.48	-9.27	0.11	0.162	320.9	19.3
26	1/26/2010 21:00	2100	-15	79.1	1.47	104.3	-30.4	-7.46	-8.53	-9.33	0.11	0.163	320.9	19.3
26	1/26/2010 22:00	2200	-15.12	79.8	2.276	116.4	-34.66	-7.81	-8.58	-9.39	0.11	0.163	320.9	19.3
26	1/26/2010 23:00	2300	-14.91	80	1.602	137.8	-34.04	-7.86	-8.63	-9.44	0.109	0.161	320.9	19.3
26	1/27/2010 0:00	2400	-15.36	81.4	1.451	110.9	-31	-7.71	-8.67	-9.48	0.109	0.162	320.9	19.3

Faro Meteorological Data
January 01 - December 31, 2010

Faro Climate Station - 2010 data

Note: Cumulative precipitation is calculated in column 'V', while raw instrument numbers are seen in column 'U'. -0.1

Julian Day	Date	Hr	Tair	RH %	WindV	WindD	NetRad	SoilHF	SoilT2	SoilT3	Soil W	SnoD	Precip	Precip (rev)
27	1/27/2010 1:00	100	-15.5	81.9	2.316	112.4	-35.38	-7.74	-8.72	-9.51	0.109	0.163	320.9	19.3
27	1/27/2010 2:00	200	-15.32	81.9	1.786	114.4	-32.1	-7.65	-8.76	-9.55	0.109	0.162	320.9	19.3
27	1/27/2010 3:00	300	-15.34	81.9	2.505	115.4	-33.99	-7.44	-8.79	-9.57	0.109	0.164	320.9	19.3
27	1/27/2010 4:00	400	-14.93	82.2	2.273	112.1	-32.68	-7.24	-8.82	-9.58	0.109	0.165	320.9	19.3
27	1/27/2010 5:00	500	-14.65	82.6	2.487	124.3	-37.1	-6.959	-8.84	-9.58	0.109	0.161	320.9	19.3
27	1/27/2010 6:00	600	-14.7	83.7	2.06	130.8	-33.56	-6.639	-8.86	-9.57	0.109	0.165	320.9	19.3
27	1/27/2010 7:00	700	-14.68	85.1	1.888	130	-31.92	-6.481	-8.88	-9.57	0.109	0.159	320.9	19.3
27	1/27/2010 8:00	800	-15.36	86.3	1.598	94.3	-33.54	-6.45	-8.89	-9.58	0.109	0.163	320.9	19.3
27	1/27/2010 9:00	900	-14.9	86.8	2.302	136.5	-30	-6.65	-8.91	-9.6	0.109	0.16	320.9	19.3
27	1/27/2010 10:00	1000	-14.58	86.5	1.712	122.4	-17.89	-6.667	-8.93	-9.62	0.108	0.163	320.8	19.2
27	1/27/2010 11:00	1100	-14.54	86.8	1.418	103.9	-21.67	-6.527	-8.95	-9.63	0.108	0.163	320.8	19.2
27	1/27/2010 12:00	1200	-13.08	81.9	1.694	119	-18.13	-6.127	-8.96	-9.62	0.108	0.159	320.8	19.2
27	1/27/2010 13:00	1300	-11.57	77.2	2.001	118.9	-26.26	-5.701	-8.97	-9.6	0.108	0.16	320.8	19.2
27	1/27/2010 14:00	1400	-10.09	71.5	1.697	110	-22.38	-5.3	-8.97	-9.57	0.108	0.15	320.8	19.2
27	1/27/2010 15:00	1500	-9.47	70.4	1.633	135.5	-20.81	-5.158	-8.96	-9.54	0.108	0.152	320.8	19.2
27	1/27/2010 16:00	1600	-10.08	71.9	2.371	135.3	-31.93	-5.159	-8.94	-9.53	0.108	0.161	320.8	19.2
27	1/27/2010 17:00	1700	-11.37	77.9	2.49	137.5	-39.32	-4.996	-8.93	-9.52	0.108	0.161	320.8	19.2
27	1/27/2010 18:00	1800	-11.78	82.3	2.267	133	-38.15	-4.944	-8.92	-9.5	0.108	0.162	320.9	19.3
27	1/27/2010 19:00	1900	-12.29	86.2	2.038	130.8	-29.47	-5.102	-8.91	-9.5	0.108	0.163	320.9	19.3
27	1/27/2010 20:00	2000	-12.55	87.8	1.931	105.9	-20.75	-5.159	-8.91	-9.5	0.109	0.162	320.9	19.3
27	1/27/2010 21:00	2100	-12.53	87.3	1.084	97.5	-30.1	-5.11	-8.92	-9.5	0.108	0.16	320.9	19.3
27	1/27/2010 22:00	2200	-12.6	89.5	0.934	46.29	-26.19	-5.16	-8.92	-9.5	0.108	0.159	320.9	19.3
27	1/27/2010 23:00	2300	-11.43	89.6	0.39	98	-8.3	-5.681	-8.93	-9.53	0.108	0.163	320.9	19.3
27	1/28/2010 0:00	2400	-10.73	87.2	1.777	137.8	-14.02	-5.77	-8.95	-9.56	0.108	0.158	320.9	19.3
28	1/28/2010 1:00	100	-10.49	86.9	1.054	125.7	-20.54	-5.218	-8.97	-9.56	0.108	0.165	320.9	19.3
28	1/28/2010 2:00	200	-10.4	87.1	0.751	193.5	-33.24	-4.63	-8.98	-9.52	0.108	0.155	320.9	19.3
28	1/28/2010 3:00	300	-10.23	87.9	0.887	354.9	-29.49	-4.712	-8.97	-9.5	0.108	0.158	320.9	19.3
28	1/28/2010 4:00	400	-9.97	86.7	1.153	167.9	-12.34	-5.127	-8.97	-9.52	0.108	0.163	320.9	19.3
28	1/28/2010 5:00	500	-8.42	81.5	2.005	147	-1.941	-5.173	-8.99	-9.53	0.108	0.163	320.8	19.2
28	1/28/2010 6:00	600	-8.43	80.2	1.385	113.5	-3.82	-4.155	-8.99	-9.49	0.108	0.164	320.9	19.3
28	1/28/2010 7:00	700	-8.34	80.9	1.548	122.1	-8.08	-3.071	-8.98	-9.41	0.108	0.163	320.9	19.3
28	1/28/2010 8:00	800	-8.01	80.3	2.091	154.2	-10.88	-2.411	-8.94	-9.32	0.108	0.166	320.9	19.3
28	1/28/2010 9:00	900	-7.74	80.2	1.918	139.9	-7.22	-2.047	-8.89	-9.24	0.109	0.163	321.1	19.5
28	1/28/2010 10:00	1000	-7.87	82.2	1.076	174.5	-5.115	-1.723	-8.85	-9.17	0.109	0.161	321.2	19.6
28	1/28/2010 11:00	1100	-7.93	84.8	0.642	264.3	-14.89	-1.449	-8.8	-9.1	0.109	0.169	321.2	19.6
28	1/28/2010 12:00	1200	-7.69	79.1	1.287	341.5	-27.33	-1.296	-8.75	-9.04	0.109	0.168	321.2	19.6
28	1/28/2010 13:00	1300	-7.89	79.9	1.958	181.3	-16.69	-1.453	-8.71	-9	0.109	0.166	321.2	19.6
28	1/28/2010 14:00	1400	-6.983	77.3	1.448	124.2	-16.18	-1.115	-8.67	-8.95	0.109	0.164	321.2	19.6
28	1/28/2010 15:00	1500	-7.04	75.3	2.309	149.2	-34.86	-0.572	-8.63	-8.87	0.109	0.168	321.2	19.6
28	1/28/2010 16:00	1600	-6.609	71.9	1.67	158	-33.13	-0.564	-8.58	-8.81	0.109	0.166	321.1	19.5
28	1/28/2010 17:00	1700	-6.338	71	1.08	136.5	-32.03	-1.233	-8.54	-8.8	0.109	0.165	321.2	19.6
28	1/28/2010 18:00	1800	-8.84	79.9	1.018	91.7	-33.74	-2.259	-8.51	-8.83	0.109	0.17	321.2	19.6
28	1/28/2010 19:00	1900	-9.89	83.2	0.734	81.7	-32.07	-3.357	-8.5	-8.9	0.109	0.161	321.2	19.6
28	1/28/2010 20:00	2000	-10.16	85	1.568	74.2	-35.62	-4.262	-8.52	-8.98	0.11	0.169	321.2	19.6
28	1/28/2010 21:00	2100	-10.53	87	2.033	92.4	-35.84	-4.844	-8.56	-9.06	0.109	0.168	321.2	19.6
28	1/28/2010 22:00	2200	-10.84	90	1.593	100.2	-33.68	-5.029	-8.59	-9.12	0.109	0.167	321.2	19.6
28	1/28/2010 23:00	2300	-10.75	89.7	1.478	125.7	-31.62	-5.155	-8.63	-9.17	0.109	0.166	321.2	19.6
28	1/29/2010 0:00	2400	-11.18	88.8	1.1	78.4	-27.72	-5.228	-8.66	-9.21	0.109	0.165	321.2	19.6
29	1/29/2010 1:00	100	-11.64	92.7	1.254	107.4	-26.09	-5.481	-8.7	-9.25	0.109	0.166	321.2	19.6
29	1/29/2010 2:00	200	-11.54	91.6	1.436	111.9	-25.43	-5.769	-8.73	-9.31	0.109	0.165	321.2	19.6
29	1/29/2010 3:00	300	-12.25	90.7	1.189	88.6	-23.61	-5.963	-8.77	-9.36	0.109	0.163	321.2	19.6
29	1/29/2010 4:00	400	-12.94	92.7	1.645	106.1	-18.63	-6.034	-8.81	-9.41	0.109	0.164	321.2	19.6
29	1/29/2010 5:00	500	-12.24	91.6	1.509	114.9	-19.69	-6.231	-8.84	-9.45	0.109	0.163	321.2	19.6
29	1/29/2010 6:00	600	-12.01	90.4	1.414	127.5	-19.34	-6.043	-8.88	-9.48	0.109	0.164	321.2	19.6
29	1/29/2010 7:00	700	-11.87	90.1	1.409	150.8	-19.35	-6.02	-8.91	-9.51	0.109	0.164	321.2	19.6
29	1/29/2010 8:00	800	-12.26	90.1	1.343	136.3	-20.08	-6.019	-8.94	-9.54	0.108	0.16	321.2	19.6
29	1/29/2010 9:00	900	-13.47	89.3	1.156	83.6	-17.38	-6.019	-8.97	-9.56	0.108	0.164	321.2	19.6
29	1/29/2010 10:00	1000	-13.56	90	1.028	83.4	-14.47	-6.021	-8.99	-9.59	0.108	0.161	321.2	19.6
29	1/29/2010 11:00	1100	-14.59	89.7	0.841	73.2	-9.98	-6.209	-9.01	-9.62	0.108	0.158	321.2	19.6
29	1/29/2010 12:00	1200	-11.25	83.9	0.777	63.91	-10.29	-6.235	-9.04	-9.65	0.108	0.153	321.2	19.6
29	1/29/2010 13:00	1300	-8.07	75.1	0.741	56.48	-5.091	-6.1	-9.07	-9.67	0.108	0.14	321.1	19.5
29	1/29/2010 14:00	1400	-6.973	70.6	0.813	82.5	-2.497	-5.696	-9.09	-9.67	0.108	0.148	321.1	19.5
29	1/29/2010 15:00	1500	-5.698	67.52	0.465	88.8	-1.305	-5.264	-9.1	-9.65	0.108	0.146	321.1	19.5
29	1/29/2010 16:00	1600	-7.8	74	0.612	40.02	-7.7	-4.965	-9.1	-9.63	0.108	0.144	321.2	19.6
29	1/29/2010 17:00	1700	-10.19	84.1	0.829	202.4	-11.7	-5.071	-9.1	-9.63	0.108		321.2	19.6
29	1/29/2010 18:00	1800	-10.66	87.3	0.964	299.8	-11.36	-5.351	-9.1	-9.65	0.108		321.2	19.6
29	1/29/2010 19:00	1900	-10.91	88.5	0.819	336	-12.85	-5.374	-9.11	-9.66	0.108		321.2	19.6
29	1/29/2010 20:00	2000	-10.72	87.3	1.412	313.3	-12.03	-5.512	-9.13	-9.68	0.108	0.122	321.2	19.6
29	1/29/2010 21:00	2100	-10.83	84.5	1.488	27.89	-15.16	-5.589	-9.14	-9.69	0.108	0.13	321.2	19.6
29	1/29/2010 22:00	2200	-10.95	85.9	0.57	347.6	-13.58	-5.589	-9.17	-9.71	0.108	0.13	321.2	19.6
29	1/29/2010 23:00	2300	-10.92	84.2	1.326	19.18	-11.98	-5.589	-9.19	-9.72	0.108	0.135	321.2	19.6
29	1/30/2010 0:00	2400	-10.14	84.2	1.365	316.4	-13.87	-5.545	-9.21	-9.73	0.108		321.2	19.6
30	1/30/2010 1:00	100	-9.7	85.4	1.383	111.2	-10.72	-5.154	-9.23	-9.72	0.108		321.2	19.6
30	1/30/2010 2:00	200	-9.21	84.1	1.715	99.1	-6.937	-4.553	-9.24	-9.69	0.108		321.2	19.6
30	1/30/2010 3:00	300	-8.15	83.3	1.422	104.1	-0.099	-3.811	-9.23	-9.63	0.108		321.2	19.6
30	1/30/2010 4:00	400	-7.05	80.8	2.957	169.9	-0.099	-2.947	-9.21	-9.55	0.108	0.153	321.2	19.6
30	1/30/2010 5:00	500	-6.985	83.9	2.734	159.9	-1.561	-2.089	-9.17	-9.46	0.108	0.171	321.4	19.8
30	1/30/2010 6:00	600	-7.29	81.2	3.605	144.1	-4.373	-1.45	-9.12	-9.36	0.108	0.17	321.4	19.8
30	1/30/2010 7:00	700	-7.44	82.2	0.634	116.3	-1.279	-1.113	-9.06	-9.27	0.108	0.172	321.4	19.8
30	1/30/2010 8:00	800	-7.51	84.9	0.979	209.9	-0.183	-1.07	-9	-9.2	0.108	0.169	321.5	19.9
30	1/30/2010 9:00	900	-8.1	91.5	0.903	296.2	-3.539	-0.869	-8.94	-9.14	0.108	0.168	321.6	20
30	1/30/2010 10:00	1000	-8.35	91	0.466	94.1	-10.89	-0.86	-8.89	-9.09	0.108	0.157	321.8	20.2
30	1/30/2010 11:00	1100	-8.64	91.6	0.618	153	-17.85	-1.061	-8.84	-9.05	0.109	0.168	321.9	20.3
30	1/30/2010 12:00	1200	-8.01	84.2	0.792	133.6	-6.582	-1.675	-8.8	-9.05	0.109	0.151	321.9	20.3
30	1/30/2010 13:00	1300	-7.17	81.5	1.208	110.8	-14.44	-1.715	-8.78	-9.04	0.109	0.163	321.9	20.3
30	1/30/2010 14:00	1400	-7.11	80.1	1.209	127	-28.26	-1.233	-8.76	-9	0.109	0.167	321.9	20.3
30	1/30/2010 15:00	1500	-6.432	75.2	0.857	86.3	-32.7	-1.075	-8.73	-8.95	0.109	0.166	321.9	20.3
30	1/30/2010 16:00	1600	-7.48	79.5	1.174	135.4	-20.4	-1.309	-8.69	-8.93	0.109	0.173	321.9	20.3
30	1/30/2010 17:00	1700	-7.88	84.3	1.658	149.1	-8.57	-1.504	-8.67	-8.92	0.109	0.17	322.2	20.6
30	1/30/2010 18:00	1800	-8.52	89.9	1.462	122.2	-3.814	-1.37	-8.64	-8.9	0.109	0.173	322.3	20.7
30	1/30/2010 19:00	1900	-8.81	88.5	1.33	126.2	-4.544	-1.114	-8.62	-8.87	0.109	0.177	322.3	20.7
30	1/30/2010 20:00	2000	-9.15	86.5	1.614	155.7	-8.75	-1.075	-8.59	-8.84	0.109	0.175	322.3	20.7
30	1/30/2010 21:00	2100	-9.61	87.4	0.718	101.2	-6.345	-1.085	-8.56	-8.81	0.109	0.155	322.3	20.7
30	1/30/2010 22:00	2200	-10.01	88.4	1.558	132.5	-8.51	-1.294	-8.54	-8.8	0.109	0.157	322.3	20.7
30	1/30/2010 23:00	2300	-10.2	89.1	1.655	127.9	-5.043	-1.511	-8.52	-8.79	0.109	0.159	322.3	20.7
30	1/31/2010 0:00	2400	-10.52	89.6	1.092	107.7	-4.967	-1.706	-8.5	-8.79	0.109	0.159	322.3	20.7
31	1/31/2010 1:00	100	-10.51	90	1.776	121.5	-0.312	-1.72	-8.49	-8.79	0.109	0.161	322.3	20.7
31	1/31/2010 2:00	200	-10.5	90.2	2.48	137.2	1.435	-1.702	-8.48	-8.78	0.11	0.162	322.3	20.7
31	1/31/2010 3:00	300	-10.47	89.8	1.856	148.5	0.452	-1.506	-8.47	-8.76	0.11	0.162	322.3	20.7
31	1/31/2010 4:00	400	-10.5	89.9	2.041	136.1	0.974	-1.349	-8.45	-8.74	0.11	0.162	322.3	20.7
31	1/31/2010 5:00	500	-10.54	90.2	2.584	135.1	0.567	-1.29	-8.43	-8.71	0.109	0.162	322.3	20.7
31	1/31/2010 6:00	600	-10.55	90	1.875	113.5	0.488	-1.285	-8.41	-8.69	0.11	0.162	322.3	20.7
31	1/31/2010 7:00	700	-10.78	91.8	2.857	115.9	2.173	-1.265	-8.39	-8.67	0.11	0.162	322.3	20.7
31	1/31/2010 8:00	800	-10.61	93.2	2.815	119.6	4.555	-1.288	-8.37	-8.65	0.11	0.16	322.3	20.7
31	1/31/2010 9:00	900	-10.12	93.8	2.22	118.4	4.2	-1.29	-8.35	-8.64	0.11	0.165	322.3	20.7
31	1/31/2010 10:00	1000	-9.26	93.1	1.694	146.7	2.089	-1.205	-8.33	-8.62	0.11	0.162	322.3	20.7
31	1/31/2010 11:00	1100	-8.64	92.9	1.009	147.2	-1.738	-1.075	-8.31	-8.6	0.11	0.156	322.4	20.8
31	1/31/2010 12:00	1200	-8.07	92.9	0.807	163	-6.697	-0.894	-8.29	-8.57	0.11	0.168	322.4	20.8
31	1/31/2010 13:00	1300	-7.91	92.8	1.239	264.7	-9.45	-0.661	-8.26	-8.53	0.11	0.171	322.4	20.8
31	1/31/2010 14:00	1400	-7.83	92.5	1.099	289.2	-16.97	-0.338	-8.24	-8.49	0.11	0.177	322.4	20.8
31	1/31/2010 15:00	1500	-8.16	92.4	0.961	304	-18.32	-0.049	-8.2	-8.44	0.11	0.178	322.4	20.8
31	1/31/2010 16:00	1600	-7.97	92.7	0.189	304.7	-21.94	0.195	-8.17	-8.39	0.11	0.178	322.4	20.8
31	1/31/2010 17:00	1700	-8.38	92.3	0.542	266.9	-11.2	0.202	-8.13	-8.35	0.11	0.178	322.4	20.8
31	1/31/2010 18:00	1800	-8.94	92.3	0.823	275.2	-2.917	0.003	-8.1	-8.33	0.11	0.178	322.4	20.8
31	1/31/2010 19:00	1900	-9.32	92.2	0.743	266.1	-0.611	-0.209	-8.07	-8.31	0.111	0.177	322.4	20.8
31	1/31/2010 20:00	2000	-9.53	92.3	0.7	217.7	0.079	-0.427	-8.05	-8.31	0.111	0.177	322.4	20.8
31	1/31/2010 21:00	2100	-9.75	91.9	0.62	181.3	0.101	-0.621	-8.03	-8.3	0.111	0.177	322.4	20.8
31	1/31/2010 22:00	2200	-9.94	91.9	0.532	40.95	-1.527	-0.724	-8.02	-8.3	0.111	0.177	322.4	20.8
31	1/31/2010 23:00	2300	-10.33	91.3	0.382	79.4	-3.112	-0.862	-8.01	-8.3	0.111	0.176	322.4	20.8
31	2/1/2010 0:00	2400	-10.38	91.6	0.542	94	-4.023	-1.095	-8	-8.31	0.111	0.175	322.4	20.8
32	2/1/2010 1:00	100	-10.71	91.3	0.368	272.3	-4.309	-1.394	-7.99	-8.32	0.111	0.176	322.4	20.8
32	2/1/2010 2:00	200	-10.89	91.2	0.117	99.1	-3.985	-1.667	-7.99	-8.34	0.111	0.176	322.4	20.8
32	2/1/2010 3:00	300	-10.9	91.1	0.425	72.8	-3.39	-1.918	-8	-8.37	0.111	0.176	322.4	20.8
32	2/1/2010 4:00	400	-11.25	90.9	1.058	88.8	-4.791	-1.935	-8.01	-8.39	0.111	0.175	322.4	20.8
32	2/1/2010 5:00	500	-11.2	90.9	0.744	147.4	-5.383	-1.959	-8.01	-8.4	0.111	0.174	322.4	20.8

Faro Meteorological Data
January 01 - December 31, 2010

Faro Climate Station - 2010 data

Note: Cumulative precipitation is calculated in column 'V', while raw instrument numbers are seen in column 'U'. -0.1

Julian Day	Date	Hr	Tair	RH %	WindV	WindD	NetRad	SoilHF	SoilT2	SoilT3	Soil W	SnoD	Precip	Precip (rev)
32	2/1/2010 6:00	600	-11.92	90.3	1.329	96.1	-7.86	-2.131	-8.02	-8.41	0.111	0.175	322.4	20.8
32	2/1/2010 7:00	700	-12.4	90.1	1.106	98.1	-4.515	-2.272	-8.03	-8.42	0.111	0.176	322.4	20.8
32	2/1/2010 8:00	800	-12.77	89.6	0.762	90.8	-4.272	-2.367	-8.03	-8.45	0.111	0.178	322.4	20.8
32	2/1/2010 9:00	900	-12.55	89.9	0.677	103.1	-3.508	-2.458	-8.04	-8.46	0.111	0.178	322.4	20.8
32	2/1/2010 10:00	1000	-12.34	90	1.354	117.2	-4.225	-2.454	-8.05	-8.47	0.111	0.173	322.4	20.8
32	2/1/2010 11:00	1100	-11.57	90.6	0.936	122.7	-2.779	-2.366	-8.06	-8.48	0.111	0.171	322.5	20.9
32	2/1/2010 12:00	1200	-11.23	90.6	0.826	122.2	-7.15	-2.303	-8.06	-8.47	0.111	0.171	322.4	20.8
32	2/1/2010 13:00	1300	-11.36	90.4	0.22	292.1	-18.89	-1.952	-8.06	-8.46	0.111	0.164	322.4	20.8
32	2/1/2010 14:00	1400	-11.14	90.4	0.467	266.7	-23.14	-1.571	-8.05	-8.43	0.111	0.165	322.4	20.8
32	2/1/2010 15:00	1500	-10.93	90.6	0.437	245.1	-21.82	-1.262	-8.04	-8.39	0.111	0.163	322.6	21
32	2/1/2010 16:00	1600	-10.73	90.7	0.459	50.02	-11.1	-1.075	-8.02	-8.36	0.111	0.166	322.6	21
32	2/1/2010 17:00	1700	-10.44	91.1	0.435	179.9	-13.6	-1.075	-8	-8.33	0.111	0.169	322.7	21.1
32	2/1/2010 18:00	1800	-11.15	90.8	0.221	32.64	-5.113	-1.322	-7.98	-8.32	0.111	0.166	322.7	21.1
32	2/1/2010 19:00	1900	-11.66	90.3	0.202	210.9	-3.95	-1.649	-7.97	-8.34	0.111	0.166	322.7	21.1
32	2/1/2010 20:00	2000	-11.28	90.9	0.281	53.35	-5.338	-2.062	-7.97	-8.36	0.111	0.168	322.7	21.1
32	2/1/2010 21:00	2100	-10.95	91	0.655	300.5	-0.239	-2.365	-7.98	-8.39	0.111	0.169	322.7	21.1
32	2/1/2010 22:00	2200	-11.53	90.5	0.729	274.2	0.744	-2.28	-7.98	-8.4	0.111	0.169	322.7	21.1
32	2/1/2010 23:00	2300	-11.79	90.3	0.196	185.4	-2.81	-2.076	-7.99	-8.4	0.111	0.171	322.7	21.1
32	2/2/2010 0:00	2400	-11.67	90.5	0.21	164.6	-3.02	-2.085	-7.99	-8.39	0.111	0.171	322.7	21.1
33	2/2/2010 1:00	100	-11.32	90.8	0.344	199.1	-2.717	-2.15	-7.99	-8.4	0.111	0.171	322.7	21.1
33	2/2/2010 2:00	200	-11.23	90.8	0.549	222.3	-1.193	-2.15	-7.99	-8.4	0.111	0.171	322.7	21.1
33	2/2/2010 3:00	300	-11.31	90.7	0.31	251.2	-3.522	-2.051	-7.99	-8.39	0.111	0.171	322.7	21.1
33	2/2/2010 4:00	400	-11.43	90.6	0.209	81.1	-2.235	-1.95	-7.99	-8.39	0.111	0.17	322.7	21.1
33	2/2/2010 5:00	500	-11.51	90.5	0.357	76.6	-3.026	-2.139	-7.98	-8.39	0.111	0.171	322.7	21.1
33	2/2/2010 6:00	600	-12.39	89.9	0.268	79.3	-4.291	-2.15	-7.98	-8.39	0.111	0.169	322.7	21.1
33	2/2/2010 7:00	700	-12.11	90.2	0.332	108	-5.595	-2.242	-7.98	-8.4	0.111	0.174	322.7	21.1
33	2/2/2010 8:00	800	-12.08	90.1	0.306	143.8	-2.591	-2.537	-7.99	-8.42	0.111	0.168	322.7	21.1
33	2/2/2010 9:00	900	-12.45	89.6	0.714	250.7	8.8	-2.648	-8	-8.44	0.111	0.17	322.8	21.2
33	2/2/2010 10:00	1000	-13.49	89	0.874	274.8	9.17	-2.935	-8.01	-8.46	0.111	0.166	322.8	21.2
33	2/2/2010 11:00	1100	-14.44	88.1	0.838	268.1	9.65	-3.438	-8.02	-8.5	0.111	0.163	322.8	21.2
33	2/2/2010 12:00	1200	-14.66	87.8	1.207	285.4	-3.114	-3.883	-8.04	-8.55	0.111	0.171	322.8	21.2
33	2/2/2010 13:00	1300	-14.72	85	3.332	305.3	3.673	-4.057	-8.08	-8.6	0.111	0.18	322.7	21.1
33	2/2/2010 14:00	1400	-14.83	81.2	3.395	295.6	-12.25	-3.679	-8.11	-8.61	0.111	0.18	322.7	21.1
33	2/2/2010 15:00	1500	-14.44	75.4	3.61	291.1	-23.59	-3.239	-8.14	-8.6	0.11	0.182	322.7	21.1
33	2/2/2010 16:00	1600	-14.05	71.8	2.408	280.3	-13.16	-3.01	-8.16	-8.59	0.11	0.179	322.7	21.1
33	2/2/2010 17:00	1700	-15.2	75	2.019	290	2.237	-3.117	-8.18	-8.58	0.11	0.182	322.7	21.1
33	2/2/2010 18:00	1800	-16.31	82.1	1.488	294.5	4.178	-3.456	-8.18	-8.6	0.11	0.176	322.7	21.1
33	2/2/2010 19:00	1900	-18.62	80.3	1.091	22.84	-3.501	-4.025	-8.2	-8.65	0.11	0.183	322.7	21.1
33	2/2/2010 20:00	2000	-20.2	77.6	2.215	26.21	-8	-4.819	-8.23	-8.72	0.11	0.183	322.7	21.1
33	2/2/2010 21:00	2100	-20.61	78.6	1.93	25.06	-5.632	-5.34	-8.27	-8.8	0.11	0.185	322.7	21.1
33	2/2/2010 22:00	2200	-21.04	80.2	1.799	15.31	-4.388	-5.594	-8.32	-8.87	0.11	0.177	322.7	21.1
33	2/2/2010 23:00	2300	-21.41	80.2	1.877	20.75	-9.01	-5.801	-8.38	-8.93	0.11	0.184	322.7	21.1
33	2/3/2010 0:00	2400	-20.79	81	1.236	11.52	-6.517	-6.018	-8.43	-9	0.11	0.18	322.7	21.1
34	2/3/2010 1:00	100	-20.84	81.7	1.049	357.3	-5.344	-6.022	-8.48	-9.05	0.11	0.185	322.7	21.1
34	2/3/2010 2:00	200	-20.29	82.7	1.076	32.17	-5.084	-6.09	-8.53	-9.1	0.11	0.185	322.6	21
34	2/3/2010 3:00	300	-19.81	84.9	1.82	22.49	-3.523	-5.952	-8.58	-9.14	0.109	0.184	322.6	21
34	2/3/2010 4:00	400	-21.53	83.2	2.352	32.14	2.022	-5.661	-8.62	-9.17	0.109	0.184	322.6	21
34	2/3/2010 5:00	500	-22.46	81.5	1.559	38.22	-5.043	-5.379	-8.65	-9.17	0.109	0.185	322.6	21
34	2/3/2010 6:00	600	-22.13	81.9	1.023	26.05	-5.741	-5.377	-8.67	-9.19	0.109	0.184	322.6	21
34	2/3/2010 7:00	700	-21.32	82.6	0.412	353.6	-4.254	-5.377	-8.69	-9.21	0.109	0.186	322.6	21
34	2/3/2010 8:00	800	-21.43	82.3	0.385	83.4	-3.91	-5.377	-8.71	-9.24	0.109	0.185	322.6	21
34	2/3/2010 9:00	900	-21.37	82.4	0.428	149.2	-3.996	-5.334	-8.73	-9.25	0.109	0.186	322.6	21
34	2/3/2010 10:00	1000	-21.76	81.9	0.862	344	-2.438	-5.162	-8.75	-9.27	0.109	0.187	322.6	21
34	2/3/2010 11:00	1100	-21.8	81.9	1.05	8.35	-5.073	-5.115	-8.77	-9.28	0.109	0.187	322.6	21
34	2/3/2010 12:00	1200	-21.7	81.7	0.43	309.9	-13.75	-4.901	-8.78	-9.29	0.109	0.185	322.6	21
34	2/3/2010 13:00	1300	-21.45	81.8	0.382	219.5	-29.28	-4.648	-8.79	-9.28	0.109	0.181	322.6	21
34	2/3/2010 14:00	1400	-17.73	84.7	0.656	81.1	-35.5	-4.37	-8.79	-9.27	0.109	0.162	322.5	20.9
34	2/3/2010 15:00	1500	-16.06	76.6	0.894	75.6	-23.41	-4.364	-8.79	-9.27	0.109	0.165	322.5	20.9
34	2/3/2010 16:00	1600	-13.76	72.4	0.213	82.1	-27.57	-4.795	-8.79	-9.29	0.109	0.175	322.5	20.9
34	2/3/2010 17:00	1700	-17.85	72.9	0.453	187.4	-4.718	-5.42	-8.8	-9.34	0.109	0.17	322.6	21
34	2/3/2010 18:00	1800	-20.57	75.9	0.312	204.2	-4.346	-6.112	-8.82	-9.41	0.109	0.179	322.6	21
34	2/3/2010 19:00	1900	-24.72	79.6	0.892	41.65	-12.43	-6.814	-8.85	-9.5	0.109	0.182	322.7	21.1
34	2/3/2010 20:00	2000	-25	80.1	1.276	40.82	-15.85	-7.42	-8.89	-9.59	0.109	0.184	322.6	21
34	2/3/2010 21:00	2100	-24.74	79.5	1.564	37.96	-11.02	-7.86	-8.94	-9.68	0.109	0.179	322.6	21
34	2/3/2010 22:00	2200	-24.84	79.7	1.136	49.37	-10.77	-8	-9	-9.76	0.108	0.181	322.6	21
34	2/3/2010 23:00	2300	-24.27	81.3	1.34	74.8	-14.36	-8.17	-9.06	-9.83	0.108	0.178	322.6	21
34	2/4/2010 0:00	2400	-24.57	80.7	1.362	66.35	-7.75	-8.28	-9.12	-9.89	0.108	0.184	322.6	21
35	2/4/2010 1:00	100	-23.48	82.9	1.877	78.7	-9.36	-8.39	-9.17	-9.95	0.108	0.181	322.6	21
35	2/4/2010 2:00	200	-23.15	82.1	1.507	77	-5.662	-8.39	-9.22	-10.01	0.108	0.18	322.6	21
35	2/4/2010 3:00	300	-23.16	81.8	1.476	68.77	-9.46	-8.25	-9.27	-10.05	0.108	0.179	322.6	21
35	2/4/2010 4:00	400	-22.72	82.2	1.416	83.7	-5.484	-8.06	-9.32	-10.08	0.108	0.175	322.6	21
35	2/4/2010 5:00	500	-23.13	82	1.087	77.8	-7.73	-7.84	-9.35	-10.11	0.108	0.178	322.6	21
35	2/4/2010 6:00	600	-22.57	82.5	1.174	96	-5.408	-7.64	-9.39	-10.12	0.107	0.177	322.6	21
35	2/4/2010 7:00	700	-22.58	82	1.111	102.1	-5.211	-7.41	-9.42	-10.14	0.107	0.177	322.6	21
35	2/4/2010 8:00	800	-22.41	81.6	1.144	111	-3.803	-7.05	-9.44	-10.14	0.107	0.179	322.6	21
35	2/4/2010 9:00	900	-22.05	81.6	0.721	87	-2.52	-6.832	-9.46	-10.15	0.107	0.178	322.6	21
35	2/4/2010 10:00	1000	-21	82.6	1.094	97.8	-2.898	-6.458	-9.48	-10.14	0.107	0.173	323	21.4
35	2/4/2010 11:00	1100	-20.84	82.3	1.585	123	-2.275	-5.976	-9.49	-10.12	0.107	0.171	323.1	21.5
35	2/4/2010 12:00	1200	-20.5	81.9	1.184	97.2	-8.98	-5.557	-9.49	-10.09	0.107	0.172	323.2	21.6
35	2/4/2010 13:00	1300	-20.57	81	1.351	105.1	-9.66	-5.109	-9.48	-10.06	0.107	0.174	323.2	21.6
35	2/4/2010 14:00	1400	-19.42	81.9	1.626	102.8	-8.42	-4.735	-9.46	-10.01	0.107	0.179	323.6	22
35	2/4/2010 15:00	1500	-18.75	82.8	1.228	120.7	-11.81	-4.387	-9.44	-9.97	0.107	0.177	323.8	22.2
35	2/4/2010 16:00	1600	-18.14	83.4	1.272	109.3	-4.08	-4.013	-9.42	-9.93	0.107	0.19	324	22.4
35	2/4/2010 17:00	1700	-18.11	83.9	1.644	118.8	-1.034	-3.718	-9.4	-9.88	0.107	0.199	324	22.4
35	2/4/2010 18:00	1800	-17.85	84.7	1.619	127.8	-0.269	-3.474	-9.37	-9.84	0.107	0.196	324	22.4
35	2/4/2010 19:00	1900	-17.92	84.8	1.38	120.6	0.98	-3.367	-9.34	-9.8	0.108	0.193	324	22.4
35	2/4/2010 20:00	2000	-17.89	85.2	1.345	91.4	-1.916	-3.225	-9.32	-9.77	0.108	0.182	324	22.4
35	2/4/2010 21:00	2100	-17.3	85.6	1.214	97	-2.206	-3.225	-9.29	-9.74	0.108	0.173	324	22.4
35	2/4/2010 22:00	2200	-16.56	86.2	1.145	90	-2.593	-3.225	-9.27	-9.72	0.107	0.179	324	22.4
35	2/4/2010 23:00	2300	-15.58	86.9	1.266	105.5	-1.915	-3.048	-9.25	-9.69	0.108	0.185	324	22.4
35	2/5/2010 0:00	2400	-15.07	87.2	1.308	111.1	-1.819	-2.987	-9.23	-9.67	0.108	0.187	324	22.4
36	2/5/2010 1:00	100	-14.67	87.6	1.3	105	-2.24	-2.795	-9.21	-9.64	0.108	0.184	324	22.4
36	2/5/2010 2:00	200	-14.09	88	1.181	95.5	-2.289	-2.693	-9.19	-9.61	0.108	0.185	324	22.4
36	2/5/2010 3:00	300	-13.78	88.1	1.382	115.2	0.807	-2.58	-9.17	-9.58	0.108	0.184	324	22.4
36	2/5/2010 4:00	400	-14.88	87.8	1.065	98.3	-2.466	-2.425	-9.14	-9.55	0.108	0.183	324	22.4
36	2/5/2010 5:00	500	-14.97	88.2	1.248	104.1	-7.2	-2.465	-9.12	-9.53	0.108	0.186	324	22.4
36	2/5/2010 6:00	600	-14.64	88.5	1.047	96.2	-6.157	-2.693	-9.1	-9.52	0.108	0.188	324	22.4
36	2/5/2010 7:00	700	-14.71	88.1	0.929	96.7	-1.885	-2.82	-9.09	-9.52	0.108	0.178	324	22.4
36	2/5/2010 8:00	800	-14.71	88.6	0.887	100	-9.11	-3.01	-9.08	-9.52	0.108	0.188	323.9	22.3
36	2/5/2010 9:00	900	-14.8	88.2	1.172	105.3	-0.149	-3.166	-9.07	-9.52	0.108	0.183	323.9	22.3
36	2/5/2010 10:00	1000	-14.99	88.7	1.11	104.1	-8.44	-3.285	-9.07	-9.53	0.108	0.183	323.9	22.3
36	2/5/2010 11:00	1100	-14.7	88.5	1.023	87.5	-7.25	-3.453	-9.07	-9.54	0.108	0.184	323.9	22.3
36	2/5/2010 12:00	1200	-12.47	89.6	0.615	77.5	-22.45	-3.59	-9.08	-9.55	0.108	0.19	323.8	22.2
36	2/5/2010 13:00	1300	-10.68	89.1	0.375	45.1	-11.38	-3.307	-9.08	-9.55	0.108	0.17	323.8	22.2
36	2/5/2010 14:00	1400	-9.88	89	0.426	50.92	-22.89	-2.78	-9.08	-9.52	0.108	0.158	323.8	22.2
36	2/5/2010 15:00	1500	-8.63	87.4	0.599	77	-20.92	-2.255	-9.06	-9.47	0.108	0.17	323.7	22.1
36	2/5/2010 16:00	1600	-8.53	87.4	0.679	252.6	-13.52	-1.93	-9.04	-9.42	0.108	0.198	323.7	22.1
36	2/5/2010 17:00	1700	-8.59	89	0.505	292.7	-9.43	-1.609	-9.01	-9.37	0.108	0.177	323.6	22
36	2/5/2010 18:00	1800	-8.26	89.7	0.711	100.2	-3.063	-1.341	-8.98	-9.32	0.108	0.19	323.7	22.1
36	2/5/2010 19:00	1900	-7.74	89.6	0.954	117.7	-2.789	-1.116	-8.95	-9.27	0.108	0.197	323.8	22.2
36	2/5/2010 20:00	2000	-7.03	86.1	2.074	144.2	-2.323	-0.973	-8.91	-9.23	0.108	0.199	323.9	22.3
36	2/5/2010 21:00	2100	-6.378	81.3	2.172	162.1	-2.157	-0.86	-8.87	-9.18	0.108	0.2	323.9	22.3
36	2/5/2010 22:00	2200	-5.781	79.5	1.841	147.3	-4.283	-0.824	-8.84	-9.14	0.109	0.197	323.9	22.3
36	2/5/2010 23:00	2300	-5.505	79	1.532	102.2	-6.973	-0.86	-8.8	-9.11	0.109	0.198	323.9	22.3
36	2/6/2010 0:00	2400	-4.903	77.6	1.309	65.64	-7.49	-0.859	-8.77	-9.08	0.109	0.198	323.9	22.3
37	2/6/2010 1:00	100	-4.623	76.9	1.449	109.8	-8.19	-0.748	-8.74	-9.05	0.109	0.198	323.9	22.3
37	2/6/2010 2:00	200	-4.404	75.7	0.999	68.77	-6.208	-0.726	-8.71	-9.02	0.109	0.198	323.9	22.3
37	2/6/2010 3:00	300	-4.174	75.1	3.069	149.6	-21.3	-0.862	-8.69	-9	0.109	0.198	323.9	22.3
37	2/6/2010 4:00	400	-4.807	76.7	1.379	156	-6.538	-1.06	-8.67	-8.99	0.109	0.198	324	22.4
37	2/6/2010 5:00	500	-4.856	76.8	2.387	149	-17.7	-1.077	-8.65	-8.97	0.109	0.196	324	22.4
37	2/6/2010 6:00	600	-4.948	76.3	1.24	140.3	-4.621	-1.284	-8.63	-8.97	0.109	0.199	324	22.4
37	2/6/2010 7:00	700	-4.607	74.7	2.277	155.7	-21.3	-1.475	-8.62	-8.97	0.109	0.196	324	22.4
37	2/6/2010 8:00	800	-4.436	73.4	2.634	146	-26.58	-1.682	-8.61	-8.98	0.109	0.2	324	22.4
37	2/6/2010 9:00	900	-4.096	72.6	3.764	145	-35.63	-1.719	-8.6	-8.98	0.109	0.197	324	22.4
37	2/6/2010 10:00	1000	-4.118	71.2	2.375	149.8	-23.11	-1.682	-8.6	-8.97	0.109	0.197	324	22.4

Faro Meteorological Data
January 01 - December 31, 2010

Faro Climate Station - 2010 data

Note: Cumulative precipitation is calculated in column 'V', while raw instrument numbers are seen in column 'U'. -0.1

Julian Day	Date	Hr	Tair	RH %	WindV	WindD	NetRad	SoilHF	SoilT2	SoilT3	Soil W	SnoD	Precip	Precip (rev)
37	2/6/2010 11:00	1100	-3.733	69.25	2.565	159	-26.63	-1.504	-8.59	-8.96	0.109	0.197	324	22.4
37	2/6/2010 12:00	1200	-3.73	68.9	2.993	139.2	-31.76	-1.451	-8.58	-8.94	0.109	0.2	324	22.4
37	2/6/2010 13:00	1300	-2.455	65.25	3.267	136.2	-27.4	-1.189	-8.56	-8.91	0.109	0.202	324	22.4
37	2/6/2010 14:00	1400	-1.579	64.44	4.813	143.7	-16.34	-0.709	-8.54	-8.87	0.109	0.201	324	22.4
37	2/6/2010 15:00	1500	0.23	58.08	4.01	141.2	-22.43	0.033	-8.51	-8.8	0.109	0.195	324	22.4
37	2/6/2010 16:00	1600	-0.4	59.08	3.495	141	-42.99	0.677	-8.46	-8.71	0.109	0.198	324	22.4
37	2/6/2010 17:00	1700	-2.084	66.44	4.467	144.8	-43.46	0.859	-8.41	-8.64	0.109	0.198	324.1	22.5
37	2/6/2010 18:00	1800	-2.377	70	5.587	158.2	-21.24	0.741	-8.35	-8.6	0.11	0.198	324	22.4
37	2/6/2010 19:00	1900	-2.419	72.8	6.195	160.1	-47.52	0.645	-8.31	-8.56	0.11	0.197	324.1	22.5
37	2/6/2010 20:00	2000	-2.57	73.8	5.414	163.4	-51.46	0.645	-8.27	-8.52	0.11	0.195	324.1	22.5
37	2/6/2010 21:00	2100	-2.812	75.8	4.02	169	-44.95	0.629	-8.23	-8.49	0.11	0.194	324	22.4
37	2/6/2010 22:00	2200	-2.598	76.6	5.376	167.9	-37.44	0.431	-8.2	-8.46	0.11	0.193	324	22.4
37	2/6/2010 23:00	2300	-2.45	76.1	5.427	170.4	-31.31	0.43	-8.17	-8.44	0.11	0.194	324	22.4
37	2/7/2010 0:00	2400	-2.685	76.3	5.658	170.6	-51.86	0.43	-8.14	-8.42	0.11	0.193	324	22.4
38	2/7/2010 1:00	100	-2.549	75.3	5.032	166.6	-53.44	0.43	-8.12	-8.38	0.11	0.192	324	22.4
38	2/7/2010 2:00	200	-2.456	74.2	4.338	170.6	-56.33	0.43	-8.09	-8.36	0.11	0.193	324	22.4
38	2/7/2010 3:00	300	-2.325	73.9	5.21	168.8	-57	0.303	-8.06	-8.34	0.111	0.193	324	22.4
38	2/7/2010 4:00	400	-2.272	73	4.634	164.4	-55.66	0.215	-8.04	-8.33	0.111	0.193	324	22.4
38	2/7/2010 5:00	500	-1.908	71.2	3.768	160.6	-45.66	0.188	-8.02	-8.31	0.111	0.193	324	22.4
38	2/7/2010 6:00	600	-2.124	72.4	3.183	168.7	-41.81	0.013	-8.01	-8.3	0.111	0.192	323.9	22.3
38	2/7/2010 7:00	700	-2.556	73.3	1.777	159.8	-40.64	0	-7.99	-8.29	0.111	0.19	323.9	22.3
38	2/7/2010 8:00	800	-3.012	74.5	1.541	149.6	-42.98	-0.108	-7.97	-8.28	0.111	0.193	323.9	22.3
38	2/7/2010 9:00	900	-2.693	74.4	2.152	169.5	-32.12	-0.414	-7.96	-8.28	0.111	0.193	323.9	22.3
38	2/7/2010 10:00	1000	-2.063	73.3	2.429	163.9	-19.3	-0.648	-7.95	-8.3	0.111	0.193	323.9	22.3
38	2/7/2010 11:00	1100	-1.73	73.2	3.634	161.7	-17.7	-0.599	-7.95	-8.3	0.111	0.192	323.9	22.3
38	2/7/2010 12:00	1200	-1.276	71.6	4.678	155.3	-11.09	-0.184	-7.94	-8.27	0.111	0.19	323.9	22.3
38	2/7/2010 13:00	1300	-0.706	68.86	5.049	157.1	-18.25	0.482	-7.92	-8.21	0.111	0.188	323.9	22.3
38	2/7/2010 14:00	1400	-0.401	67.28	5.851	160.8	-33.16	1.06	-7.89	-8.13	0.111	0.185	323.8	22.2
38	2/7/2010 15:00	1500	-1.078	70.6	5.616	161.6	-44.99	1.464	-7.84	-8.05	0.111	0.187	323.8	22.2
38	2/7/2010 16:00	1600	-0.555	68.68	5.249	167.5	-44.15	1.504	-7.79	-7.99	0.111	0.188	323.7	22.1
38	2/7/2010 17:00	1700	-0.794	68.2	4.798	164.5	-45.36	1.451	-7.74	-7.94	0.111	0.187	323.8	22.2
38	2/7/2010 18:00	1800	-1.441	69.07	3.586	145	-47.4	1.201	-7.69	-7.92	0.112	0.187	323.7	22.1
38	2/7/2010 19:00	1900	-2.186	70.2	3.955	146.9	-54.71	0.912	-7.66	-7.9	0.112	0.189	323.8	22.2
38	2/7/2010 20:00	2000	-2.313	70.8	4.684	159.1	-48.78	0.661	-7.63	-7.91	0.112	0.189	323.8	22.2
38	2/7/2010 21:00	2100	-2.555	69.84	4.041	152.9	-48.94	0.34	-7.62	-7.91	0.112	0.189	323.7	22.1
38	2/7/2010 22:00	2200	-2.862	70	3.608	156.4	-55.28	0.2	-7.6	-7.92	0.112	0.188	323.7	22.1
38	2/7/2010 23:00	2300	-3.284	70.7	3.047	148.4	-54.06	-0.016	-7.6	-7.92	0.112	0.189	323.7	22.1
38	2/8/2010 0:00	2400	-3.962	72.9	1.962	124.2	-48.5	-0.298	-7.59	-7.94	0.112	0.189	323.7	22.1
39	2/8/2010 1:00	100	-3.736	72.8	3.08	139	-54.1	-0.658	-7.59	-7.96	0.112	0.189	323.7	22.1
39	2/8/2010 2:00	200	-4.201	73.8	2.35	121.1	-52.11	-1.017	-7.6	-7.99	0.112	0.187	323.7	22.1
39	2/8/2010 3:00	300	-4.348	72.6	1.786	120.8	-45.61	-1.182	-7.61	-8.02	0.112	0.187	323.7	22.1
39	2/8/2010 4:00	400	-3.897	68.71	1.385	128.8	-43.69	-1.472	-7.63	-8.05	0.112	0.188	323.7	22.1
39	2/8/2010 5:00	500	-4.297	70.2	1.077	154.1	-39.91	-1.854	-7.65	-8.09	0.112	0.188	323.6	22
39	2/8/2010 6:00	600	-3.965	68.69	2.252	137.2	-22.58	-2.27	-7.67	-8.13	0.112	0.187	323.6	22
39	2/8/2010 7:00	700	-3.422	66.73	2.774	127.6	-29.03	-2.401	-7.7	-8.18	0.112	0.187	323.6	22
39	2/8/2010 8:00	800	-3.928	68.98	3.79	146.2	-50.67	-2.056	-7.73	-8.19	0.112	0.189	323.6	22
39	2/8/2010 9:00	900	-3.133	65.12	5.798	159.4	-59.21	-1.615	-7.74	-8.18	0.112	0.188	323.6	22
39	2/8/2010 10:00	1000	-3.441	67.61	6.352	160.5	-60.62	-1.347	-7.75	-8.16	0.112	0.186	323.5	21.9
39	2/8/2010 11:00	1100	-3.295	66.94	6.243	164.1	-59.14	-1.037	-7.74	-8.14	0.112	0.186	323.6	22
39	2/8/2010 12:00	1200	-2.746	65.26	6.286	165.4	-47.02	-0.706	-7.73	-8.11	0.112	0.188	323.5	21.9
39	2/8/2010 13:00	1300	-3.059	66.38	4.563	173.5	-48.57	-0.347	-7.71	-8.07	0.112	0.186	323.4	21.8
39	2/8/2010 14:00	1400	-3.087	65.17	4.023	172.3	-31.45	0.055	-7.69	-8.02	0.112	0.185	323.4	21.8
39	2/8/2010 15:00	1500	-2.326	59.6	4.635	173.7	-35.86	0.326	-7.66	-7.97	0.112	0.184	323.4	21.8
39	2/8/2010 16:00	1600	-2.519	60.27	4.125	170.8	-45.7	0.43	-7.62	-7.92	0.112	0.185	323.4	21.8
39	2/8/2010 17:00	1700	-2.619	59.7	3.379	166	-46.3	0.429	-7.59	-7.89	0.112	0.184	323.4	21.8
39	2/8/2010 18:00	1800	-3.772	64.89	3.216	163.9	-52.27	0.141	-7.56	-7.87	0.112	0.187	323.4	21.8
39	2/8/2010 19:00	1900	-4.92	69.07	2.756	162	-53.22	-0.287	-7.54	-7.88	0.112	0.186	323.4	21.8
39	2/8/2010 20:00	2000	-6.931	75.8	1.327	94.9	-45.9	-0.826	-7.53	-7.91	0.112	0.188	323.4	21.8
39	2/8/2010 21:00	2100	-6.544	74.6	1.465	125.6	-41	-1.379	-7.53	-7.94	0.112	0.183	323.4	21.8
39	2/8/2010 22:00	2200	-7.09	75.1	1.117	146.2	-24.46	-2.022	-7.55	-8	0.112	0.185	323.4	21.8
39	2/8/2010 23:00	2300	-7.94	77.4	1.527	43.2	-11.36	-2.552	-7.58	-8.06	0.112	0.185	323.4	21.8
39	2/9/2010 0:00	2400	-7.85	78.2	0.797	53.14	-9.3	-2.721	-7.61	-8.11	0.112	0.185	323.3	21.7
40	2/9/2010 1:00	100	-7.28	77.1	0.875	87.9	-5.447	-2.526	-7.65	-8.14	0.112	0.184	323.3	21.7
40	2/9/2010 2:00	200	-7.15	74.9	0.567	191	-7.22	-2.312	-7.67	-8.15	0.112	0.185	323.3	21.7
40	2/9/2010 3:00	300	-6.794	71.8	0.709	254.1	-5.9	-2.111	-7.69	-8.15	0.112	0.187	323.3	21.7
40	2/9/2010 4:00	400	-7.08	72.6	0.652	253.5	-8.52	-1.919	-7.7	-8.14	0.112	0.187	323.3	21.7
40	2/9/2010 5:00	500	-7.24	72	0.589	279.5	-9.23	-1.72	-7.7	-8.13	0.112	0.187	323.3	21.7
40	2/9/2010 6:00	600	-7.69	74.9	1.234	274.9	-11.96	-1.601	-7.7	-8.12	0.112	0.186	323.3	21.7
40	2/9/2010 7:00	700	-8.15	74.6	0.827	259.8	-15.36	-1.504	-7.7	-8.12	0.112	0.188	323.3	21.7
40	2/9/2010 8:00	800	-8.26	73	0.723	246.4	-14.36	-1.505	-7.7	-8.11	0.112	0.187	323.3	21.7
40	2/9/2010 9:00	900	-8.63	72.7	1.104	248.6	-18.54	-1.695	-7.7	-8.11	0.112	0.183	323.3	21.7
40	2/9/2010 10:00	1000	-8.85	73.6	0.67	281.9	-7.8	-1.788	-7.7	-8.12	0.112	0.188	323.2	21.6
40	2/9/2010 11:00	1100	-8.81	74.1	0.681	63.65	-6.705	-1.934	-7.71	-8.13	0.112	0.185	323.3	21.7
40	2/9/2010 12:00	1200	-8.82	75.4	0.808	52.58	-17.38	-1.801	-7.71	-8.13	0.112	0.179	323.3	21.7
40	2/9/2010 13:00	1300	-7.15	68.07	0.472	38.82	-16.7	-1.547	-7.72	-8.12	0.112	0.165	323.3	21.7
40	2/9/2010 14:00	1400	-5.35	56.19	1.826	154.5	-34.74	-1.566	-7.71	-8.11	0.112	0.183	323.2	21.6
40	2/9/2010 15:00	1500	-7.21	59.55	3.018	175.7	-39.55	-1.791	-7.71	-8.12	0.112	0.183	323.2	21.6
40	2/9/2010 16:00	1600	-7.55	59.82	2.984	184.1	-42.7	-1.934	-7.72	-8.13	0.112	0.185	323.2	21.6
40	2/9/2010 17:00	1700	-7.84	60.91	3.123	168	-30.09	-1.922	-7.72	-8.14	0.112	0.182	323.2	21.6
40	2/9/2010 18:00	1800	-8.87	64.62	3.396	169	-41.56	-1.934	-7.72	-8.14	0.112	0.184	323.2	21.6
40	2/9/2010 19:00	1900	-10.63	68.61	2.351	115.8	-41.59	-2.098	-7.72	-8.16	0.112	0.184	323.2	21.6
40	2/9/2010 20:00	2000	-12.23	70.3	2.039	18.36	-33.41	-2.44	-7.73	-8.18	0.112	0.186	323.2	21.6
40	2/9/2010 21:00	2100	-12.1	68.09	1.128	37.73	-27.92	-2.765	-7.75	-8.22	0.112	0.186	323.2	21.6
40	2/9/2010 22:00	2200	-11.64	65.8	1.613	26.68	-32.5	-3.155	-7.77	-8.26	0.112	0.183	323.2	21.6
40	2/9/2010 23:00	2300	-12.06	67.96	0.813	94.6	-19.68	-3.529	-7.8	-8.31	0.112	0.183	323.2	21.6
40	2/10/2010 0:00	2400	-12.64	71.2	1.055	91.2	-28.16	-3.802	-7.84	-8.36	0.111	0.187	323.2	21.6
41	2/10/2010 1:00	100	-12.01	67.94	1.883	39.14	-31.63	-4.035	-7.88	-8.41	0.111	0.186	323.2	21.6
41	2/10/2010 2:00	200	-11.95	68	1.743	50.59	-29.25	-4.246	-7.93	-8.46	0.111	0.184	323.1	21.5
41	2/10/2010 3:00	300	-12.9	73	1.053	128.4	-16.74	-4.137	-7.97	-8.5	0.111	0.186	323.1	21.5
41	2/10/2010 4:00	400	-11.96	71.6	1.073	92.8	-4.543	-4.127	-8.01	-8.53	0.111	0.187	323.1	21.5
41	2/10/2010 5:00	500	-11.65	72.1	1.412	107	-7.85	-4.064	-8.04	-8.55	0.111	0.184	323.1	21.5
41	2/10/2010 6:00	600	-11.89	74.6	2.062	115.9	-15.04	-3.758	-8.07	-8.56	0.111	0.185	323.1	21.5
41	2/10/2010 7:00	700	-11.66	75.4	2.012	107.8	-14.77	-3.455	-8.09	-8.56	0.111	0.185	323.1	21.5
41	2/10/2010 8:00	800	-11.47	75.9	1.474	131.2	-18.96	-3.229	-8.09	-8.55	0.111	0.186	323.1	21.5
41	2/10/2010 9:00	900	-11.64	77.3	1.245	120	-18.02	-3.224	-8.1	-8.54	0.111	0.185	323.1	21.5
41	2/10/2010 10:00	1000	-11.84	78.7	1.932	119.7	-21.88	-3.225	-8.1	-8.55	0.111	0.184	323.1	21.5
41	2/10/2010 11:00	1100	-12.11	79.9	1.335	96.5	-17.21	-3.251	-8.11	-8.56	0.111	0.183	323.1	21.5
41	2/10/2010 12:00	1200	-11.62	79.5	1.484	113.1	-12.55	-3.226	-8.12	-8.57	0.111	0.184	323	21.4
41	2/10/2010 13:00	1300	-11.11	77	1.536	110.5	-14.92	-3.112	-8.12	-8.57	0.111	0.18	323	21.4
41	2/10/2010 14:00	1400	-9.56	70.5	1.545	132.5	-18.01	-2.86	-8.13	-8.55	0.111	0.182	323	21.4
41	2/10/2010 15:00	1500	-8	65.55	1.319	157.8	-23.38	-2.592	-8.12	-8.53	0.111	0.179	322.9	21.3
41	2/10/2010 16:00	1600	-7.08	62.56	1.341	158.4	-19.08	-2.579	-8.11	-8.52	0.111	0.18	322.9	21.3
41	2/10/2010 17:00	1700	-8.01	65.25	1.783	132.4	-27.74	-2.66	-8.11	-8.52	0.111	0.18	322.9	21.3
41	2/10/2010 18:00	1800	-9.04	68.53	1.944	133	-32.25	-2.847	-8.11	-8.53	0.111	0.183	323	21.4
41	2/10/2010 19:00	1900	-10.7	75.2	1.641	125.7	-35.2	-3.184	-8.11	-8.55	0.111	0.183	323	21.4
41	2/10/2010 20:00	2000	-11.74	77.8	2.206	111.3	-39.14	-3.582	-8.12	-8.59	0.111	0.184	323	21.4
41	2/10/2010 21:00	2100	-12.69	82	2.099	109.1	-39.05	-3.982	-8.14	-8.63	0.111	0.184	323	21.4
41	2/10/2010 22:00	2200	-13.83	84.8	1.517	70.5	-35.15	-4.249	-8.16	-8.67	0.111	0.181	323	21.4
41	2/10/2010 23:00	2300	-14.58	87.2	1.143	55.18	-23.42	-4.532	-8.19	-8.72	0.11	0.182	323.1	21.5
41	2/11/2010 0:00	2400	-13.51	86.9	1.28	98.2	-25.55	-4.815	-8.22	-8.77	0.11	0.183	323	21.4
42	2/11/2010 1:00	100	-13.76	86.9	1.175	97.7	-30.09	-4.945	-8.26	-8.81	0.11	0.175	323	21.4
42	2/11/2010 2:00	200	-13.89	86.6	1.067	42.18	-25.67	-5.118	-8.3	-8.86	0.11	0.182	323	21.4
42	2/11/2010 3:00	300	-14.61	88.2	1.523	84.1	-28.47	-5.356	-8.34	-8.91	0.11	0.176	323	21.4
42	2/11/2010 4:00	400	-14.47	88.6	1.359	90.1	-26.78	-5.59	-8.38	-8.96	0.11	0.181	323	21.4
42	2/11/2010 5:00	500	-14.77	88.8	1.007	86.5	-24.31	-5.671	-8.43	-9.01	0.11	0.183	323	21.4
42	2/11/2010 6:00	600	-14.96	90.6	0.947	80.2	-20.25	-5.806	-8.48	-9.05	0.11	0.181	323	21.4
42	2/11/2010 7:00	700	-14.55	88.7	1.614	107.3	-21.81	-5.875	-8.52	-9.1	0.11	0.183	323	21.4
42	2/11/2010 8:00	800	-14.96	89.5	0.944	83.4	-18.64	-6	-8.56	-9.14	0.11	0.179	323	21.4
42	2/11/2010 9:00	900	-14.44	89.5	1.303	117.6	-19.56	-5.816	-8.61	-9.18	0.109	0.179	323	21.4
42	2/11/2010 10:00	1000	-14.8	88.6	1.258	94.7	-14.77	-5.805	-8.64	-9.21	0.109	0.18	322.9	21.3
42	2/11/2010 11:00	1100	-14.44	87.2	1.133	61.95	-11.48	-5.745	-8.68	-9.24	0.109	0.178	322.9	21.3
42	2/11/2010 12:00	1200	-12.77	81.7	0.978	96.1	-14.65	-5.381	-8.71	-9.24	0.109	0.175	322.9	21.3
42	2/11/2010 13:00	1300	-9.61	70.8	1.252	101.6	-23.15	-4.836	-8.73	-9.23	0.109	0.175	322.9	21.3
42	2/11/2010 14:00	1400	-8.21	69.03	1.485	120.1	-20.75	-4.309	-8.74	-9.2	0.109	0.166	322.9	21.3
42	2/11/2010 15:00	1500	-6.541	62.29	1.105	81.8	-16.32	-3.848	-8.73	-9.16	0.109	0.166	322.9	21.3

Faro Meteorological Data
January 01 - December 31, 2010

Faro Climate Station - 2010 data

Note: Cumulative precipitation is calculated in column 'V', while raw instrument numbers are seen in column 'U'. -0.1

Julian Day	Date	Hr	Tair	RH %	WindV	WindD	NetRad	SoilHF	SoilT2	SoilT3	Soil W	SnoD	Precip	Precip (rev)
42	2/11/2010 16:00	1600	-6.407	60.92	0.59	131.9	-14.78	-3.478	-8.72	-9.12	0.109	0.171	322.9	21.3
42	2/11/2010 17:00	1700	-8.55	68.09	0.898	136.1	-9.28	-3.327	-8.7	-9.09	0.109	0.171	322.9	21.3
42	2/11/2010 18:00	1800	-8.42	68.43	0.609	65.42	-25.95	-3.405	-8.68	-9.07	0.109	0.173	322.9	21.3
42	2/11/2010 19:00	1900	-11.66	80.8	1.11	90.6	-26.63	-3.562	-8.67	-9.07	0.109	0.172	323	21.4
42	2/11/2010 20:00	2000	-12.3	85.4	0.978	62.2	-21.28	-4.017	-8.66	-9.09	0.109	0.17	323	21.4
42	2/11/2010 21:00	2100	-10.48	83	1.405	113	-24.14	-4.426	-8.67	-9.13	0.109	0.166	323	21.4
42	2/11/2010 22:00	2200	-10.3	82.2	0.838	62.83	-21.53	-4.624	-8.69	-9.16	0.109	0.166	323	21.4
42	2/11/2010 23:00	2300	-10.04	80.2	0.697	95.7	-22.09	-4.729	-8.71	-9.19	0.109	0.157	323	21.4
42	2/12/2010 0:00	2400	-10.98	82.4	0.883	27.64	-26.32	-4.705	-8.73	-9.21	0.109	0.162	323	21.4
43	2/12/2010 1:00	100	-10.43	81.5	0.763	60.49	-8.43	-4.703	-8.75	-9.22	0.109	0.164	323	21.4
43	2/12/2010 2:00	200	-10.11	81.9	0.519	49.81	-8.45	-4.726	-8.77	-9.24	0.109	0.16	323	21.4
43	2/12/2010 3:00	300	-9.18	79.4	0.767	26.45	-5.977	-4.423	-8.79	-9.24	0.109	0.163	323	21.4
43	2/12/2010 4:00	400	-8.65	77.3	1.142	83	-13.41	-4.058	-8.8	-9.23	0.109	0.175	323	21.4
43	2/12/2010 5:00	500	-10.02	81.4	1.002	293.2	-19.05	-3.595	-8.8	-9.2	0.109	0.164	323	21.4
43	2/12/2010 6:00	600	-10.86	83.3	0.937	40.88	-19.87	-3.373	-8.79	-9.17	0.109	0.168	323	21.4
43	2/12/2010 7:00	700	-11.24	84.6	1.064	82.9	-26.45	-3.438	-8.78	-9.15	0.109	0.169	323	21.4
43	2/12/2010 8:00	800	-11.76	86.1	1.276	97.6	-25.33	-3.645	-8.78	-9.16	0.109	0.169	323	21.4
43	2/12/2010 9:00	900	-11.08	84.4	1.789	142.6	-31.11	-3.991	-8.78	-9.18	0.109	0.163	323	21.4
43	2/12/2010 10:00	1000	-12.52	85.2	1.081	45.32	-29.24	-4.29	-8.79	-9.21	0.109	0.172	323	21.4
43	2/12/2010 11:00	1100	-11.41	84.1	1.74	115.3	-25.29	-4.508	-8.8	-9.24	0.109	0.165	323	21.4
43	2/12/2010 12:00	1200	-9.38	73.8	2.047	102.3	-24.58	-4.659	-8.82	-9.26	0.109	0.166	323	21.4
43	2/12/2010 13:00	1300	-6.97	67.88	1.409	106.8	-20.4	-4.413	-8.84	-9.27	0.109	0.161	322.9	21.3
43	2/12/2010 14:00	1400	-3.88	55.58	1.187	92.2	-33.23	-3.935	-8.84	-9.26	0.109	0.171	322.9	21.3
43	2/12/2010 15:00	1500	-2.851	53.91	1.119	99.2	-23.11	-3.454	-8.84	-9.23	0.109	0.175	322.9	21.3
43	2/12/2010 16:00	1600	-4.817	64.62	1.697	146.7	-26.24	-3.104	-8.82	-9.19	0.109	0.176	322.9	21.3
43	2/12/2010 17:00	1700	-4.932	64.58	1.632	141.4	-29.5	-2.959	-8.8	-9.16	0.109	0.178	322.9	21.3
43	2/12/2010 18:00	1800	-6.355	69.9	1.677	140.7	-34.01	-2.814	-8.77	-9.14	0.109	0.178	322.9	21.3
43	2/12/2010 19:00	1900	-8.28	77.6	1.81	109.4	-39.56	-3.054	-8.75	-9.13	0.109	0.176	323	21.4
43	2/12/2010 20:00	2000	-9.81	81.2	0.996	29.3	-32.48	-3.369	-8.74	-9.14	0.109	0.168	323	21.4
43	2/12/2010 21:00	2100	-9.79	82.1	1.864	89.1	-37.03	-3.759	-8.74	-9.16	0.109	0.175	323	21.4
43	2/12/2010 22:00	2200	-10.43	86	1.849	109.5	-39.54	-4.189	-8.75	-9.19	0.109	0.174	323	21.4
43	2/12/2010 23:00	2300	-10.06	85.6	0.499	70.5	-29.21	-4.461	-8.77	-9.23	0.109	0.172	323	21.4
43	2/13/2010 0:00	2400	-10.89	86.7	1.568	96	-31.01	-4.581	-8.79	-9.26	0.109	0.175	323	21.4
44	2/13/2010 1:00	100	-11.02	88.8	0.87	77.6	-28.14	-4.787	-8.82	-9.3	0.109	0.169	323	21.4
44	2/13/2010 2:00	200	-11.86	88.6	1.242	86.2	-22.66	-4.944	-8.85	-9.33	0.109	0.171	323	21.4
44	2/13/2010 3:00	300	-11.8	90.1	1.14	97.9	-12.52	-5.137	-8.88	-9.37	0.109	0.173	323	21.4
44	2/13/2010 4:00	400	-11.71	88.7	0.988	108.1	-20.1	-5.154	-8.91	-9.4	0.109	0.177	323	21.4
44	2/13/2010 5:00	500	-11.62	90.3	0.505	15.97	-14.75	-4.945	-8.94	-9.42	0.108	0.171	323	21.4
44	2/13/2010 6:00	600	-11.17	89.9	0.979	91.9	-14.4	-4.746	-8.96	-9.43	0.108	0.17	322.9	21.3
44	2/13/2010 7:00	700	-11.62	90.7	0.717	71.9	-16.62	-4.72	-8.97	-9.43	0.108	0.169	322.9	21.3
44	2/13/2010 8:00	800	-10.2	89	1.146	125.4	-16.3	-4.518	-8.99	-9.44	0.108	0.17	322.9	21.3
44	2/13/2010 9:00	900	-11.53	91	1.385	65.68	-19.44	-4.514	-9	-9.44	0.108	0.169	322.9	21.3
44	2/13/2010 10:00	1000	-11.62	90.9	1.086	88.6	-19.28	-4.514	-9.01	-9.45	0.108	0.167	322.9	21.3
44	2/13/2010 11:00	1100	-11.44	89.8	1.543	95.6	-15.16	-4.514	-9.02	-9.46	0.108	0.164	322.9	21.3
44	2/13/2010 12:00	1200	-8.35	80.8	1.106	58.96	-4.069	-4.475	-9.03	-9.46	0.108		322.9	21.3
44	2/13/2010 13:00	1300	-5.895	72.3	1.051	94.1	-9.33	-4.044	-9.04	-9.45	0.108		322.9	21.3
44	2/13/2010 14:00	1400	-3.251	62.13	0.734	82.2	-6.38	-3.314	-9.03	-9.4	0.108	0.174	322.9	21.3
44	2/13/2010 15:00	1500	-4.242	68.57	2.47	141.7	1.814	-2.73	-9.01	-9.35	0.108	0.177	322.9	21.3
44	2/13/2010 16:00	1600	-2.391	61.41	1.61	88.2	-19.56	-2.273	-8.98	-9.28	0.108	0.174	322.9	21.3
44	2/13/2010 17:00	1700	-2.998	67.81	1.649	153.3	-30.66	-1.892	-8.94	-9.22	0.108	0.177	322.9	21.3
44	2/13/2010 18:00	1800	-3.915	71.4	0.568	222.6	-29.52	-1.888	-8.9	-9.18	0.108	0.173	323	21.4
44	2/13/2010 19:00	1900	-5.421	75.4	1.521	68.98	-32.35	-2.123	-8.86	-9.15	0.109	0.173	323	21.4
44	2/13/2010 20:00	2000	-6.127	77	1.677	42.53	-37.04	-2.585	-8.83	-9.16	0.109	0.169	323	21.4
44	2/13/2010 21:00	2100	-5.792	79.4	0.824	269.3	-17.26	-2.794	-8.82	-9.16	0.109	0.17	323	21.4
44	2/13/2010 22:00	2200	-5.788	81.5	1.356	121.3	-40.86	-2.811	-8.82	-9.17	0.109	0.166	323	21.4
44	2/13/2010 23:00	2300	-5.571	80.5	0.89	153.5	-29.87	-2.794	-8.82	-9.16	0.109	0.17	323	21.4
44	2/14/2010 0:00	2400	-5.912	80.8	1.012	90.3	-11.1	-2.941	-8.81	-9.16	0.109	0.174	323	21.4
45	2/14/2010 1:00	100	-4.654	76.6	1.397	105.1	-12.48	-2.97	-8.81	-9.16	0.109	0.179	323	21.4
45	2/14/2010 2:00	200	-4.205	76.2	2.503	146	-16.08	-2.607	-8.81	-9.15	0.109	0.178	323	21.4
45	2/14/2010 3:00	300	-3.656	73.7	2.48	146.3	-9.48	-2.009	-8.8	-9.1	0.109	0.178	323	21.4
45	2/14/2010 4:00	400	-3.663	74.9	3.721	158.3	-6.821	-1.384	-8.77	-9.04	0.109	0.179	322.9	21.3
45	2/14/2010 5:00	500	-3.504	76.2	4.238	156	-3.055	-0.824	-8.73	-8.97	0.109	0.178	323	21.4
45	2/14/2010 6:00	600	-3.426	76.4	1.389	121.4	-6.643	-0.302	-8.69	-8.89	0.109	0.178	323	21.4
45	2/14/2010 7:00	700	-3.609	76.5	1.371	175.8	-6.593	0.088	-8.63	-8.81	0.109	0.179	323	21.4
45	2/14/2010 8:00	800	-3.738	77.2	0.612	79.3	-0.136	0.215	-8.58	-8.74	0.109	0.179	323	21.4
45	2/14/2010 9:00	900	-3.549	80.8	0.869	288.7	-3.187	0.215	-8.52	-8.69	0.109	0.173	323	21.4
45	2/14/2010 10:00	1000	-4.19	89.6	0.832	280.9	-1.327	0.24	-8.47	-8.64	0.11	0.169	323.3	21.7
45	2/14/2010 11:00	1100	-3.941	91.2	0.644	277.9	-5.833	0.429	-8.42	-8.59	0.11	0.179	323.5	21.9
45	2/14/2010 12:00	1200	-3.85	91.5	1.043	74.1	-9.98	0.615	-8.38	-8.54	0.11	0.192	323.8	22.2
45	2/14/2010 13:00	1300	-3.706	90.5	0.797	123.1	-19.72	0.85	-8.33	-8.48	0.11	0.195	324	22.4
45	2/14/2010 14:00	1400	-3.368	89.9	1.347	102.1	-27.18	0.918	-8.27	-8.41	0.11	0.194	324.1	22.5
45	2/14/2010 15:00	1500	-2.966	86.7	1.127	94.7	-32.49	1.205	-8.22	-8.35	0.11	0.194	324.1	22.5
45	2/14/2010 16:00	1600	-3.294	86.2	1.789	116.8	-28.01	1.289	-8.17	-8.29	0.11	0.195	324.1	22.5
45	2/14/2010 17:00	1700	-3.015	82	1.816	122	-37.68	1.289	-8.11	-8.23	0.11	0.19	324	22.4
45	2/14/2010 18:00	1800	-1.473	68.84	1.624	95.3	-34.03	1.207	-8.06	-8.19	0.11	0.193	324	22.4
45	2/14/2010 19:00	1900	-3.197	69.67	1.377	95.7	-27.17	0.837	-8.02	-8.18	0.111	0.195	324.1	22.5
45	2/14/2010 20:00	2000	-3.793	71.4	3.091	154.1	-24.35	0.269	-7.99	-8.19	0.111	0.196	324.1	22.5
45	2/14/2010 21:00	2100	-3.793	71.5	2.001	155.4	-20.26	-0.397	-7.97	-8.22	0.111	0.194	324.1	22.5
45	2/14/2010 22:00	2200	-3.805	70.6	1.601	135.2	-19.43	-0.772	-7.97	-8.25	0.111	0.194	324.1	22.5
45	2/14/2010 23:00	2300	-3.157	68.42	3.558	165.7	-35.7	-1.066	-7.97	-8.28	0.111	0.195	324	22.4
45	2/15/2010 0:00	2400	-2.56	66.07	5.284	169.7	-45.49	-1.289	-7.97	-8.3	0.111	0.189	324	22.4
46	2/15/2010 1:00	100	-2.601	65.27	3.638	176.4	-48.51	-1.198	-7.98	-8.31	0.111	0.192	324	22.4
46	2/15/2010 2:00	200	-2.85	64.59	3.011	186	-46.94	-0.935	-7.98	-8.3	0.111	0.19	324	22.4
46	2/15/2010 3:00	300	-2.963	63.79	4.22	185.8	-51.33	-0.859	-7.97	-8.29	0.111	0.188	324	22.4
46	2/15/2010 4:00	400	-2.646	62.75	4.953	184	-50.29	-0.859	-7.96	-8.28	0.111	0.188	323.9	22.3
46	2/15/2010 5:00	500	-3.166	63.79	2.558	194.6	-41.83	-0.84	-7.96	-8.28	0.111	0.187	323.9	22.3
46	2/15/2010 6:00	600	-3.955	65.7	1.249	231.8	-32.42	-0.678	-7.95	-8.26	0.111	0.187	323.9	22.3
46	2/15/2010 7:00	700	-4.264	65.28	2.171	173.8	-46.21	-0.944	-7.94	-8.26	0.111	0.189	323.9	22.3
46	2/15/2010 8:00	800	-4.882	65.44	1.435	106	-44.35	-1.248	-7.93	-8.27	0.111	0.19	323.9	22.3
46	2/15/2010 9:00	900	-4.877	65.21	1.347	139.5	-39.65	-1.618	-7.93	-8.3	0.111	0.182	323.9	22.3
46	2/15/2010 10:00	1000	-4.431	64.67	3.957	171.2	-49.9	-2.033	-7.94	-8.33	0.111	0.187	323.9	22.3
46	2/15/2010 11:00	1100	-4.149	63.75	2.758	183.4	-46.89	-2.147	-7.96	-8.36	0.111	0.186	323.9	22.3
46	2/15/2010 12:00	1200	-2.732	57.38	3.778	202.9	-42.4	-1.787	-7.97	-8.36	0.111	0.185	323.9	22.3
46	2/15/2010 13:00	1300	-1.698	53.55	3.982	178.5	-34.25	-1.215	-7.97	-8.33	0.111	0.186	323.8	22.2
46	2/15/2010 14:00	1400	-0.994	52.02	4.875	180.6	-29.22	-0.423	-7.95	-8.27	0.111	0.186	323.8	22.2
46	2/15/2010 15:00	1500	-1.102	53.36	4.897	169.1	-36.73	0.31	-7.92	-8.19	0.111	0.185	323.8	22.2
46	2/15/2010 16:00	1600	-0.887	52.35	3.903	170.5	-39.63	0.8	-7.88	-8.12	0.111	0.186	323.7	22.1
46	2/15/2010 17:00	1700	-1.895	56.22	3.081	168.6	-42.57	0.859	-7.83	-8.06	0.111	0.186	323.8	22.2
46	2/15/2010 18:00	1800	-3.143	61.66	2.267	154.8	-37.91	0.666	-7.78	-8.02	0.111	0.187	323.8	22.2
46	2/15/2010 19:00	1900	-4.042	61.47	2.053	123	-42.07	0.156	-7.74	-8.02	0.111	0.18	323.8	22.2
46	2/15/2010 20:00	2000	-4.672	61.23	1.794	126.7	-34.78	-0.429	-7.72	-8.03	0.112	0.191	323.8	22.2
46	2/15/2010 21:00	2100	-5.992	64.49	1.803	67.1	-35.25	-1.022	-7.71	-8.07	0.112	0.187	323.8	22.2
46	2/15/2010 22:00	2200	-6.67	65.72	1.89	37.99	-36.1	-1.476	-7.72	-8.1	0.112	0.188	323.8	22.2
46	2/15/2010 23:00	2300	-7.91	69.6	1.148	43.26	-34.33	-1.808	-7.73	-8.14	0.112	0.177	323.8	22.2
46	2/16/2010 0:00	2400	-7.37	68.86	1.949	23.72	-31.95	-2.204	-7.75	-8.18	0.112	0.187	323.8	22.2
47	2/16/2010 1:00	100	-7.5	68.42	1.001	22.48	-32.06	-2.641	-7.78	-8.24	0.111	0.185	323.8	22.2
47	2/16/2010 2:00	200	-7.78	68.34	0.927	25.91	-26.49	-2.92	-7.81	-8.29	0.111	0.187	323.7	22.1
47	2/16/2010 3:00	300	-7.33	68.78	0.858	53.85	-19.45	-3.283	-7.85	-8.34	0.111	0.178	323.7	22.1
47	2/16/2010 4:00	400	-6.452	66.82	0.811	80.3	-20.41	-3.439	-7.89	-8.39	0.111	0.184	323.7	22.1
47	2/16/2010 5:00	500	-6.147	66.12	1.302	101.3	-25.21	-3.439	-7.93	-8.43	0.111	0.184	323.7	22.1
47	2/16/2010 6:00	600	-6.32	66.54	0.983	119.6	-27.16	-3.439	-7.96	-8.46	0.111	0.184	323.7	22.1
47	2/16/2010 7:00	700	-6.551	65.43	0.807	214.4	-22.3	-3.438	-7.99	-8.48	0.111	0.184	323.7	22.1
47	2/16/2010 8:00	800	-6.451	66.33	0.462	257.6	-13.51	-3.439	-8.02	-8.51	0.111	0.186	323.7	22.1
47	2/16/2010 9:00	900	-6.323	67.89	1.1	295.3	-2.591	-3.439	-8.05	-8.53	0.111	0.187	323.7	22.1
47	2/16/2010 10:00	1000	-6.418	71.6	1.377	306.5	-8.44	-3.346	-8.07	-8.55	0.111	0.187	323.7	22.1
47	2/16/2010 11:00	1100	-5.527	65.48	1.209	241.9	-5.805	-2.852	-8.08	-8.54	0.111	0.187	323.7	22.1
47	2/16/2010 12:00	1200	-5.042	64.56	3.038	149.7	-3.711	-2.223	-8.09	-8.51	0.111	0.188	323.6	22
47	2/16/2010 13:00	1300	-5.396	74.9	3.729	164.2	4.765	-1.534	-8.08	-8.45	0.11	0.187	323.9	22.3
47	2/16/2010 14:00	1400	-5.279	80.5	3.701	165.7	4.214	-0.794	-8.06	-8.38	0.111	0.187	323.8	22.2
47	2/16/2010 15:00	1500	-4.546	74.6	5.65	168.9	6.523	0.127	-8.02	-8.29	0.111	0.186	323.8	22.2
47	2/16/2010 16:00	1600	-4.818	74.9	4.713	165.8	-8.68	0.795	-7.97	-8.19	0.111	0.187	323.8	22.2
47	2/16/2010 17:00	1700	-3.991	71.5	5.178	166.8	-7.72	0.868	-7.91	-8.1	0.111	0.187	323.8	22.2
47	2/16/2010 18:00	1800	-3.899	71.3	4.061	167.2	-32.25	0.925	-7.85	-8.03	0.111	0.187	323.8	22.2
47	2/16/2010 19:00	1900	-4.055	73	4.318	166	-32.21	0.785	-7.8	-8	0.111	0.186	323.8	22.2
47	2/16/2010 20:00	2000	-4.082	72.7	4.266	165.4	-46.35	0.411	-7.75	-7.98	0.111	0.188	323.8	22.2

Faro Meteorological Data
January 01 - December 31, 2010

Faro Climate Station - 2010 data

Note: Cumulative precipitation is calculated in column 'V', while raw instrument numbers are seen in column 'U'. -0.1

Julian Day	Date	Hr	Tair	RH %	WindV	WindD	NetRad	SoilHF	SoilT2	SoilT3	Soil W	SnoD	Precip	Precip (rev)
47	2/16/2010 21:00	2100	-3.781	72.4	3.812	183.3	-20.96	0.084	-7.72	-7.98	0.112	0.187	323.8	22.2
47	2/16/2010 22:00	2200	-3.394	71.5	5.175	171.4	-27.15	-0.19	-7.7	-7.97	0.112	0.188	323.8	22.2
47	2/16/2010 23:00	2300	-3.007	70.6	4.936	171.1	-19.08	-0.107	-7.68	-7.96	0.112	0.187	323.7	22.1
47	2/17/2010 0:00	2400	-2.845	69.93	3.504	205.3	-14.15	0.01	-7.66	-7.94	0.112	0.187	323.7	22.1
48	2/17/2010 1:00	100	-2.891	71.3	1.769	197.4	-5.894	0.212	-7.64	-7.91	0.112	0.186	323.8	22.2
48	2/17/2010 2:00	200	-2.914	72.6	0.871	103.1	-5.664	0.285	-7.61	-7.88	0.112	0.187	323.8	22.2
48	2/17/2010 3:00	300	-2.508	69.48	1.456	181.9	-19.84	0.43	-7.59	-7.86	0.112	0.188	323.8	22.2
48	2/17/2010 4:00	400	-1.945	64.43	1.702	154.4	-8.39	0.337	-7.56	-7.83	0.112	0.187	323.7	22.1
48	2/17/2010 5:00	500	-2.252	64.13	2.611	220.5	-31.45	0.215	-7.54	-7.82	0.112	0.188	323.8	22.2
48	2/17/2010 6:00	600	-3	64.95	2.812	193.6	-48.27	0.212	-7.52	-7.8	0.112	0.187	323.7	22.1
48	2/17/2010 7:00	700	-2.316	60.69	6.636	227.9	-60.85	-0.091	-7.5	-7.8	0.112	0.187	323.7	22.1
48	2/17/2010 8:00	800	-2.685	59.99	4.294	212.9	-57.12	-0.341	-7.49	-7.8	0.112	0.184	323.7	22.1
48	2/17/2010 9:00	900	-3.304	60.56	2.999	213.2	-53.4	-0.423	-7.48	-7.81	0.112	0.188	323.7	22.1
48	2/17/2010 10:00	1000	-3.776	61.2	2.251	219.1	-49.6	-0.615	-7.47	-7.81	0.112	0.18	323.7	22.1
48	2/17/2010 11:00	1100	-3.177	58.05	1.304	188.8	-36.86	-0.888	-7.47	-7.83	0.112	0.186	323.8	22.2
48	2/17/2010 12:00	1200	-2.976	56.35	2.189	200.1	-37.46	-1.184	-7.47	-7.85	0.112	0.183	323.7	22.1
48	2/17/2010 13:00	1300	-1.874	51.33	4.128	218.8	-35.53	-1.179	-7.48	-7.86	0.112	0.186	323.7	22.1
48	2/17/2010 14:00	1400	-1.716	50.95	2.494	216.8	-27.9	-0.762	-7.48	-7.85	0.112	0.185	323.7	22.1
48	2/17/2010 15:00	1500	-2.21	53.66	1.848	213.1	-13.53	-0.29	-7.47	-7.81	0.112	0.183	323.7	22.1
48	2/17/2010 16:00	1600	-2.244	54.17	1.863	184.1	-8.05	0.005	-7.45	-7.77	0.112	0.182	323.7	22.1
48	2/17/2010 17:00	1700	-2.032	53.64	1.091	171.8	-7.75	0.215	-7.43	-7.74	0.112	0.186	323.7	22.1
48	2/17/2010 18:00	1800	-2.536	57.15	0.699	201	-1.059	0.215	-7.4	-7.71	0.112	0.186	323.7	22.1
48	2/17/2010 19:00	1900	-3.137	59.31	0.251	359.6	-4.459	0.022	-7.38	-7.7	0.112	0.184	323.7	22.1
48	2/17/2010 20:00	2000	-3.546	61.55	0.767	89	-10.95	-0.163	-7.37	-7.69	0.113	0.182	323.7	22.1
48	2/17/2010 21:00	2100	-4.026	64.94	0.98	64.41	-14.51	-0.225	-7.36	-7.69	0.112	0.185	323.7	22.1
48	2/17/2010 22:00	2200	-4.24	68.02	1.122	54.99	-19	-0.457	-7.35	-7.69	0.113	0.186	323.7	22.1
48	2/17/2010 23:00	2300	-4.936	72.6	1.338	66.35	-26.86	-0.712	-7.34	-7.71	0.113	0.182	323.7	22.1
48	2/18/2010 0:00	2400	-5.22	74.4	1.047	48.5	-29.36	-1.03	-7.34	-7.73	0.113	0.184	323.7	22.1
49	2/18/2010 1:00	100	-5.296	75.2	1.819	43.61	-35.37	-1.472	-7.35	-7.76	0.113	0.182	323.7	22.1
49	2/18/2010 2:00	200	-6.07	77.8	1.827	67.66	-31.64	-1.845	-7.37	-7.8	0.112	0.184	323.7	22.1
49	2/18/2010 3:00	300	-6.058	78.2	1.363	50.96	-29.98	-2.101	-7.39	-7.84	0.113	0.185	323.7	22.1
49	2/18/2010 4:00	400	-6.133	80.1	1.54	36.82	-30.11	-2.281	-7.42	-7.87	0.113	0.185	323.7	22.1
49	2/18/2010 5:00	500	-5.549	78.3	1.508	20.34	-32.16	-2.435	-7.44	-7.91	0.113	0.18	323.7	22.1
49	2/18/2010 6:00	600	-5.918	80.2	1.24	33.27	-30.73	-2.579	-7.47	-7.94	0.112	0.185	323.7	22.1
49	2/18/2010 7:00	700	-6.105	80.7	1.268	356.8	-29.96	-2.579	-7.5	-7.97	0.112	0.184	323.7	22.1
49	2/18/2010 8:00	800	-6.909	83.8	0.458	4.932	-27.14	-2.658	-7.53	-8	0.112	0.177	323.7	22.1
49	2/18/2010 9:00	900	-7.51	84.7	1.422	64.73	-28.9	-2.892	-7.56	-8.03	0.112	0.181	323.7	22.1
49	2/18/2010 10:00	1000	-7.13	85.4	1.726	85.2	-30.19	-3.189	-7.59	-8.07	0.112	0.181	323.7	22.1
49	2/18/2010 11:00	1100	-4.974	76.9	1.305	104.8	-14.8	-3.22	-7.62	-8.11	0.112	0.177	323.7	22.1
49	2/18/2010 12:00	1200	-4.084	72.8	2.071	110.4	-18.54	-2.922	-7.64	-8.12	0.112	0.179	323.6	22
49	2/18/2010 13:00	1300	-1.882	65.75	1.846	110.6	-15.2	-2.38	-7.66	-8.11	0.112	0.18	323.6	22
49	2/18/2010 14:00	1400	1.082	55.77	0.993	109.9	-3.715	-1.584	-7.65	-8.06	0.112	0.169	323.5	21.9
49	2/18/2010 15:00	1500	0.209	60.88	1.174	129.1	4.184	-0.731	-7.63	-7.99	0.112	0.18	323.6	22
49	2/18/2010 16:00	1600	-1.183	66.52	1.598	134.9	-6.788	-0.16	-7.59	-7.92	0.112	0.183	323.6	22
49	2/18/2010 17:00	1700	-1.819	68.94	1.912	134.1	-14.85	0.154	-7.55	-7.85	0.112	0.183	323.6	22
49	2/18/2010 18:00	1800	-2.32	70.8	1.465	123	-21.31	0.215	-7.51	-7.8	0.112	0.186	323.6	22
49	2/18/2010 19:00	1900	-2.804	72.7	1.655	121.4	-27.27	-0.051	-7.48	-7.78	0.112	0.183	323.6	22
49	2/18/2010 20:00	2000	-3.888	74.3	1.6	97.8	-27.28	-0.502	-7.45	-7.78	0.112	0.18	323.6	22
49	2/18/2010 21:00	2100	-4.486	73.3	2.075	102.3	-29.91	-1.029	-7.43	-7.8	0.113	0.181	323.7	22.1
49	2/18/2010 22:00	2200	-4.937	75.1	2.241	105.1	-32.17	-1.407	-7.43	-7.82	0.113	0.184	323.6	22
49	2/18/2010 23:00	2300	-4.809	72	1.999	70.1	-30.78	-1.602	-7.43	-7.85	0.113	0.186	323.6	22
49	2/19/2010 0:00	2400	-4.908	71.9	1.782	68.43	-29.74	-1.719	-7.44	-7.86	0.112	0.185	323.6	22
50	2/19/2010 1:00	100	-5.34	73.4	1.75	88	-31.69	-1.863	-7.44	-7.88	0.113	0.184	323.6	22
50	2/19/2010 2:00	200	-4.726	69.74	2.449	107.2	-35.03	-2.037	-7.45	-7.9	0.112	0.183	323.6	22
50	2/19/2010 3:00	300	-5.029	72.2	2.327	104.5	-35.23	-2.164	-7.47	-7.93	0.112	0.182	323.6	22
50	2/19/2010 4:00	400	-4.756	71	2.118	100.3	-35.46	-2.296	-7.48	-7.94	0.112	0.183	323.6	22
50	2/19/2010 5:00	500	-4.747	69.2	2.536	98.6	-36.8	-2.363	-7.49	-7.96	0.112	0.181	323.6	22
50	2/19/2010 6:00	600	-4.548	70.1	2.262	105	-35.93	-2.364	-7.51	-7.98	0.112	0.182	323.6	22
50	2/19/2010 7:00	700	-4.789	71.2	2.961	113.4	-39.96	-2.364	-7.52	-7.99	0.112	0.185	323.7	22.1
50	2/19/2010 8:00	800	-5.387	77	2.966	116	-41.76	-2.364	-7.53	-8	0.112	0.184	323.6	22
50	2/19/2010 9:00	900	-5.135	74.6	2.602	105.6	-39.52	-2.167	-7.53	-8	0.112	0.187	323.6	22
50	2/19/2010 10:00	1000	-4.989	76.1	2.215	104.9	-35.17	-2.137	-7.54	-8	0.112	0.184	323.6	22
50	2/19/2010 11:00	1100	-4.103	69.42	1.735	87.9	-25.05	-1.94	-7.54	-7.99	0.112	0.181	323.6	22
50	2/19/2010 12:00	1200	-3.047	66.9	2.091	113.7	-21.44	-1.708	-7.53	-7.97	0.112	0.182	323.6	22
50	2/19/2010 13:00	1300	-1.592	61.14	2.171	112	-10.66	-1.393	-7.52	-7.95	0.112	0.18	323.5	21.9
50	2/19/2010 14:00	1400	0.335	54.95	2.506	111.9	-9.29	-0.872	-7.51	-7.9	0.112	0.178	323.5	21.9
50	2/19/2010 15:00	1500	2.771	47.07	2.254	129.2	-10.4	-0.091	-7.48	-7.83	0.112	0.181	323.5	21.9
50	2/19/2010 16:00	1600	5.762	39.68	1.496	112.6	-17.78	0.61	-7.44	-7.75	0.112	0.177	323.4	21.8
50	2/19/2010 17:00	1700	5.959	36.31	2.015	122.1	-30.24	0.859	-7.39	-7.67	0.112	0.179	323.5	21.9
50	2/19/2010 18:00	1800	7.18	30.23	1.325	111.2	-29.84	0.859	-7.33	-7.62	0.112	0.177	323.5	21.9
50	2/19/2010 19:00	1900	3.382	42.05	2.439	142.8	-41.06	0.642	-7.29	-7.59	0.113	0.184	323.5	21.9
50	2/19/2010 20:00	2000	0.048	52.15	2.017	108.1	-41.83	0.07	-7.25	-7.58	0.113	0.186	323.6	22
50	2/19/2010 21:00	2100	-1.893	54.98	1.599	80.1	-33.94	-0.365	-7.24	-7.6	0.113	0.191	323.6	22
50	2/19/2010 22:00	2200	-0.559	49.24	1.833	98.3	-36.57	-0.889	-7.23	-7.62	0.113	0.182	323.6	22
50	2/19/2010 23:00	2300	-1.269	49.54	1.564	82.1	-31.04	-1.425	-7.23	-7.66	0.113	0.182	323.5	21.9
50	2/20/2010 0:00	2400	-1.525	52.12	2.327	90.9	-39.95	-1.814	-7.25	-7.7	0.113	0.181	323.5	21.9
51	2/20/2010 1:00	100	-2.399	54.89	1.978	96.9	-33.79	-2.072	-7.27	-7.74	0.113	0.182	323.5	21.9
51	2/20/2010 2:00	200	-2.485	55.55	2.961	116.5	-42.21	-2.229	-7.29	-7.78	0.113	0.185	323.5	21.9
51	2/20/2010 3:00	300	-2.659	55.25	2.443	111.3	-38.08	-2.363	-7.31	-7.8	0.113	0.184	323.5	21.9
51	2/20/2010 4:00	400	-2.418	55.54	2.5	113.7	-40.11	-2.363	-7.33	-7.82	0.113	0.182	323.5	21.9
51	2/20/2010 5:00	500	-2.339	52.72	2.763	109.8	-40.88	-2.363	-7.35	-7.84	0.113	0.183	323.5	21.9
51	2/20/2010 6:00	600	-1.815	48.81	3.372	109.3	-45.79	-2.363	-7.36	-7.86	0.112	0.186	323.5	21.9
51	2/20/2010 7:00	700	-0.354	44.44	3.171	117.4	-44.6	-2.361	-7.37	-7.87	0.112	0.182	323.5	21.9
51	2/20/2010 8:00	800	0.844	38.63	2.526	126.5	-41.14	-2.158	-7.38	-7.87	0.112	0.183	323.5	21.9
51	2/20/2010 9:00	900	1.5	35.96	2.703	142.6	-41.34	-1.974	-7.39	-7.87	0.112	0.182	323.4	21.8
51	2/20/2010 10:00	1000	2.34	31.73	1.843	144.3	-34.74	-1.934	-7.39	-7.86	0.112	0.181	323.4	21.8
51	2/20/2010 11:00	1100	3.08	29.31	1.396	107.1	-26.57	-1.779	-7.39	-7.85	0.112	0.172	323.4	21.8
51	2/20/2010 12:00	1200	5.617	23.9	1.715	145	-27.69	-1.532	-7.38	-7.83	0.112	0.176	323.4	21.8
51	2/20/2010 13:00	1300	7.18	22.2	1.677	150.9	-22.59	-1.058	-7.37	-7.8	0.112	0.171	323.4	21.8
51	2/20/2010 14:00	1400	8.76	19.32	1.306	236.6	-16.61	-0.315	-7.35	-7.73	0.112	0.174	323.3	21.7
51	2/20/2010 15:00	1500	8.67	22.27	1.074	232.1	-14.21	0.511	-7.31	-7.65	0.112	0.173	323.3	21.7
51	2/20/2010 16:00	1600	7.8	22.92	1.653	259.9	-20.46	0.935	-7.26	-7.56	0.113	0.176	323.3	21.7
51	2/20/2010 17:00	1700	6.868	26.16	1.713	228.5	-30.66	1.074	-7.21	-7.49	0.113	0.179	323.3	21.7
51	2/20/2010 18:00	1800	6.17	26.23	1.511	214.2	-33.55	1.051	-7.16	-7.44	0.113	0.18	323.3	21.7
51	2/20/2010 19:00	1900	2.752	34.01	1.022	289.7	-36.41	0.815	-7.12	-7.41	0.113	0.179	323.4	21.8
51	2/20/2010 20:00	2000	-0.567	44.03	1.015	62.05	-34.73	0.248	-7.08	-7.42	0.113	0.177	323.4	21.8
51	2/20/2010 21:00	2100	-2.223	51.75	0.84	91.7	-30.69	-0.559	-7.07	-7.45	0.113	0.173	323.4	21.8
51	2/20/2010 22:00	2200	-3.401	54.08	0.941	346.2	-27.57	-1.336	-7.08	-7.51	0.113	0.172	323.3	21.7
51	2/20/2010 23:00	2300	-3.706	52.82	1.46	4.161	-28.02	-2.058	-7.1	-7.57	0.113	0.177	323.3	21.7
51	2/21/2010 0:00	2400	-5.082	58.18	0.598	16.81	-23.04	-2.632	-7.13	-7.64	0.113	0.179	323.3	21.7
52	2/21/2010 1:00	100	-4.704	54.58	1.666	19.07	-26.56	-3.112	-7.17	-7.71	0.113	0.18	323.3	21.7
52	2/21/2010 2:00	200	-4.317	52.67	2.086	21.71	-32.48	-3.506	-7.22	-7.78	0.113	0.178	323.3	21.7
52	2/21/2010 3:00	300	-4.941	54.72	1.805	13.3	-31.13	-3.561	-7.27	-7.84	0.113	0.181	323.3	21.7
52	2/21/2010 4:00	400	-6.22	58.43	0.741	7.37	-24.2	-3.439	-7.32	-7.88	0.113	0.181	323.3	21.7
52	2/21/2010 5:00	500	-6.695	63.01	0.119	42.36	-22.45	-3.644	-7.36	-7.92	0.113	0.178	323.3	21.7
52	2/21/2010 6:00	600	-6.852	61.54	0.61	346.2	-20.44	-3.985	-7.41	-7.97	0.113	0.178	323.3	21.7
52	2/21/2010 7:00	700	-6.556	59.12	1.118	6.039	-24.04	-4.39	-7.45	-8.03	0.113	0.178	323.3	21.7
52	2/21/2010 8:00	800	-6.336	57.29	1.634	11.12	-26.62	-4.662	-7.5	-8.1	0.113	0.177	323.2	21.6
52	2/21/2010 9:00	900	-6.657	58.33	1.983	18.52	-30.43	-4.729	-7.55	-8.15	0.112	0.178	323.2	21.6
52	2/21/2010 10:00	1000	-6.501	57.89	1.607	19.04	-27.17	-4.62	-7.6	-8.19	0.112	0.178	323.2	21.6
52	2/21/2010 11:00	1100	-4.986	52.62	1.574	7.64	-22.79	-4.317	-7.64	-8.21	0.112	0.172	323.3	21.7
52	2/21/2010 12:00	1200	-1.081	41.27	0.266	358	-15.62	-3.848	-7.67	-8.21	0.112	0.159	323.2	21.6
52	2/21/2010 13:00	1300	2.329	32.9	0.197	32	-9.37	-3.247	-7.69	-8.19	0.112	0.158	323.1	21.5
52	2/21/2010 14:00	1400	2.835	32.55	0.524	130.6	-3.635	-2.626	-7.7	-8.15	0.112	0.155	323.1	21.5
52	2/21/2010 15:00	1500	3.864	31.66	0.673	196.5	-3.889	-1.913	-7.68	-8.1	0.112	0.164	323.1	21.5
52	2/21/2010 16:00	1600	4.095	30.72	0.532	345.3	-9.05	-1.265	-7.66	-8.03	0.112	0.165	323.1	21.5
52	2/21/2010 17:00	1700	2.281	35.36	0.621	282.5	-17.31	-0.886	-7.62	-7.97	0.112	0.175	323.1	21.5
52	2/21/2010 18:00	1800	-0.997	46.15	0.502	223.8	-23.05	-0.968	-7.58	-7.93	0.112	0.171	323.2	21.6
52	2/21/2010 19:00	1900	-2.314	51.55	0.878	124.9	-18.45	-1.454	-7.55	-7.93	0.112	0.175	323.2	21.6
52	2/21/2010 20:00	2000	-4.333	56.64	1.225	90.2	-27.72	-2.062	-7.54	-7.95	0.112	0.181	323.2	21.6
52	2/21/2010 21:00	2100	-5.056	58.85	1.541	46.18	-29.29	-2.564	-7.54	-7.99	0.112	0.182	323.2	21.6
52	2/21/2010 22:00	2200	-5.459	59.7	1.373	29.97	-25.38	-2.984	-7.55	-8.03	0.112	0.182	323.2	21.6
52	2/21/2010 23:00	2300	-5.878	61.37	1.232	25.95	-24.36	-3.321	-7.57	-8.07	0.112	0.18	323.2	21.6
52	2/22/2010 0:00	2400	-5.931	61.64	1.332	64.1	-26.02	-3.539	-7.6	-8.11	0.112	0.182	323.2	21.6
53	2/22/2010 1:00	100	-6.178	62.04	1.121	67.88	-27.53	-3.767	-7.63	-8.15	0.112	0.177	323.2	21.6

Faro Meteorological Data
January 01 - December 31, 2010

Faro Climate Station - 2010 data

Note: Cumulative precipitation is calculated in column 'V', while raw instrument numbers are seen in column 'U'. -0.1

Julian Day	Date	Hr	Tair	RH %	WindV	WindD	NetRad	SoilHF	SoilT2	SoilT3	Soil W	SnoD	Precip	Precip (rev)
53	2/22/2010 2:00	200	-7.47	64.27	1.37	46.93	-28.02	-3.977	-7.66	-8.19	0.112	0.18	323.2	21.6
53	2/22/2010 3:00	300	-8.22	68.72	1.315	59.56	-28.24	-4.084	-7.69	-8.24	0.112	0.18	323.2	21.6
53	2/22/2010 4:00	400	-8.15	71.1	1.255	59.37	-28.43	-4.275	-7.73	-8.27	0.112	0.179	323.2	21.6
53	2/22/2010 5:00	500	-7.89	68.84	1.614	75.3	-29.33	-4.379	-7.76	-8.31	0.112	0.182	323.2	21.6
53	2/22/2010 6:00	600	-7.54	69.81	2.054	82.2	-35.17	-4.514	-7.79	-8.35	0.112	0.178	323.1	21.5
53	2/22/2010 7:00	700	-8.93	73.5	1.51	66.32	-31.69	-4.514	-7.82	-8.39	0.112	0.179	323.2	21.6
53	2/22/2010 8:00	800	-9.28	72.4	1.487	55.23	-28.49	-4.514	-7.85	-8.41	0.111	0.177	323.2	21.6
53	2/22/2010 9:00	900	-8.78	71.3	1.559	71.4	-29.65	-4.514	-7.88	-8.44	0.111	0.18	323.1	21.5
53	2/22/2010 10:00	1000	-8.22	68.93	1.881	63.16	-32.37	-4.528	-7.9	-8.47	0.111	0.176	323.2	21.6
53	2/22/2010 11:00	1100	-5.868	61.69	2.062	87.1	-29.22	-4.444	-7.93	-8.49	0.111	0.175	323.2	21.6
53	2/22/2010 12:00	1200	-2.725	50.88	1.839	106.6	-24.03	-4.009	-7.95	-8.48	0.111	0.176	323.1	21.5
53	2/22/2010 13:00	1300	-2.621	54.71	1.781	118.6	-15.95	-3.323	-7.96	-8.45	0.111	0.176	323	21.4
53	2/22/2010 14:00	1400	0.347	45.15	1.758	94.4	-8.05	-2.493	-7.95	-8.4	0.111	0.173	323	21.4
53	2/22/2010 15:00	1500	2.815	36.59	1.214	98.5	-9.56	-1.632	-7.92	-8.32	0.111	0.176	323	21.4
53	2/22/2010 16:00	1600	3.792	35.2	0.916	114.1	-13.73	-0.87	-7.87	-8.23	0.111	0.175	322.9	21.3
53	2/22/2010 17:00	1700	0.065	46.96	2.359	131.1	-27.23	-0.475	-7.82	-8.15	0.111	0.181	323	21.4
53	2/22/2010 18:00	1800	-1.402	53.34	2.555	139.4	-37.44	-0.488	-7.77	-8.09	0.112	0.18	323	21.4
53	2/22/2010 19:00	1900	-3.443	58.99	1.583	109.4	-40.06	-0.688	-7.72	-8.06	0.112	0.183	323.1	21.5
53	2/22/2010 20:00	2000	-5.78	64.5	1.185	72.9	-33.16	-1.072	-7.69	-8.05	0.112	0.182	323.1	21.5
53	2/22/2010 21:00	2100	-6.475	64.84	1.359	79	-31.23	-1.781	-7.66	-8.07	0.112	0.178	323.1	21.5
53	2/22/2010 22:00	2200	-7.29	61.98	1.019	28.54	-28.75	-2.537	-7.66	-8.11	0.112	0.183	323.1	21.5
53	2/22/2010 23:00	2300	-8.1	68.03	1.889	80.4	-35.25	-3.225	-7.67	-8.17	0.112	0.176	323.1	21.5
53	2/23/2010 0:00	2400	-8.83	69.61	1.289	68.35	-31.85	-3.757	-7.7	-8.24	0.112	0.179	323.1	21.5
54	2/23/2010 1:00	100	-9.26	70.3	1.424	70.7	-30.84	-4.082	-7.74	-8.29	0.112	0.182	323.1	21.5
54	2/23/2010 2:00	200	-8.7	70.6	2.103	93.5	-35.86	-4.387	-7.78	-8.35	0.112	0.177	323.1	21.5
54	2/23/2010 3:00	300	-10.52	76.7	1.648	63.64	-31.57	-4.514	-7.82	-8.41	0.112	0.179	323.1	21.5
54	2/23/2010 4:00	400	-10.69	77.6	1.383	60.71	-29.12	-4.546	-7.86	-8.45	0.111	0.183	323.1	21.5
54	2/23/2010 5:00	500	-9.99	78.2	1.649	80.6	-31.39	-4.725	-7.9	-8.49	0.111	0.18	323.1	21.5
54	2/23/2010 6:00	600	-9.28	73.8	1.91	83	-34.37	-4.734	-7.93	-8.53	0.111	0.183	323.1	21.5
54	2/23/2010 7:00	700	-9.82	76.4	1.884	85.9	-35.15	-4.857	-7.97	-8.56	0.111	0.186	323.1	21.5
54	2/23/2010 8:00	800	-9.29	74.7	1.963	88.4	-36.54	-4.752	-8	-8.59	0.111	0.18	323.1	21.5
54	2/23/2010 9:00	900	-7.6	70.2	2.298	124.1	-35.79	-4.729	-8.03	-8.62	0.111	0.181	323.1	21.5
54	2/23/2010 10:00	1000	-6.417	66.15	1.925	154	-37.31	-4.729	-8.06	-8.64	0.111	0.18	323.1	21.5
54	2/23/2010 11:00	1100	-5.135	60.25	1.437	116.8	-32.65	-4.528	-8.08	-8.65	0.111	0.181	323.1	21.5
54	2/23/2010 12:00	1200	-3.796	57.56	1.499	193.4	-33.18	-3.997	-8.1	-8.64	0.111	0.182	323	21.4
54	2/23/2010 13:00	1300	-3.207	57.37	4.134	249.9	-30.31	-3.254	-8.1	-8.6	0.111	0.183	323	21.4
54	2/23/2010 14:00	1400	-2.475	55.08	3.668	248.4	-22.46	-2.161	-8.08	-8.53	0.111	0.182	323	21.4
54	2/23/2010 15:00	1500	-2.338	55.81	4.634	252.8	-22.3	-0.926	-8.04	-8.41	0.111	0.181	323	21.4
54	2/23/2010 16:00	1600	-2.161	54.99	4.162	266.4	-26.84	0.013	-7.98	-8.29	0.111	0.183	322.9	21.3
54	2/23/2010 17:00	1700	-2.43	56.05	3.775	271.7	-36.01	0.497	-7.92	-8.19	0.111	0.182	322.9	21.3
54	2/23/2010 18:00	1800	-3.112	58.19	2.454	272.2	-38.83	0.522	-7.85	-8.11	0.111	0.185	323	21.4
54	2/23/2010 19:00	1900	-4.279	63.73	2.791	261.1	-23.79	0.113	-7.78	-8.07	0.112	0.186	323	21.4
54	2/23/2010 20:00	2000	-5.005	65.91	1.833	271.8	-21.59	-0.363	-7.74	-8.05	0.112	0.184	323	21.4
54	2/23/2010 21:00	2100	-5.609	68.27	1.306	249.1	-12.62	-0.64	-7.71	-8.04	0.112	0.184	323	21.4
54	2/23/2010 22:00	2200	-6.253	73.3	2.131	230.4	-7.97	-0.874	-7.68	-8.04	0.112	0.185	323	21.4
54	2/23/2010 23:00	2300	-7.31	83.2	1.096	264	-10.23	-1.073	-7.67	-8.03	0.112	0.187	323.1	21.5
54	2/24/2010 0:00	2400	-7.44	86.6	1.77	243.5	-9.64	-0.993	-7.65	-8.02	0.112	0.186	323.2	21.6
55	2/24/2010 1:00	100	-8.2	89.9	0.452	291.9	-12.34	-1.035	-7.64	-8	0.112	0.186	323.3	21.7
55	2/24/2010 2:00	200	-8.02	88.3	0.604	249.1	-12.02	-1.072	-7.63	-7.99	0.112	0.186	323.4	21.8
55	2/24/2010 3:00	300	-8.32	88.9	0.843	201.9	-5.036	-1.197	-7.61	-7.99	0.112	0.185	323.6	22
55	2/24/2010 4:00	400	-8.62	90	1.021	176.8	-5.816	-1.289	-7.61	-7.99	0.112	0.192	323.7	22.1
55	2/24/2010 5:00	500	-8.53	89	1.434	189.2	-6.578	-1.289	-7.6	-7.99	0.112	0.193	323.8	22.2
55	2/24/2010 6:00	600	-8.96	90.6	0.702	168.9	-4.554	-1.289	-7.59	-7.98	0.112	0.195	323.9	22.3
55	2/24/2010 7:00	700	-9.16	91	0.673	58.55	-4.479	-1.289	-7.59	-7.98	0.112	0.196	324	22.4
55	2/24/2010 8:00	800	-9.66	90.8	0.441	339.3	-1.995	-1.304	-7.58	-7.97	0.112	0.197	324.1	22.5
55	2/24/2010 9:00	900	-10.39	91.7	0.576	275.6	-0.576	-1.491	-7.58	-7.97	0.112	0.201	324.3	22.7
55	2/24/2010 10:00	1000	-11.04	91.1	0.643	250.2	-4.462	-1.505	-7.57	-7.98	0.112	0.202	324.5	22.9
55	2/24/2010 11:00	1100	-10.41	90.2	0.763	96.4	-13.66	-1.484	-7.57	-7.97	0.112	0.205	324.6	23
55	2/24/2010 12:00	1200	-9.62	87.7	0.593	144.5	-25.93	-1.284	-7.56	-7.96	0.112	0.21	324.8	23.2
55	2/24/2010 13:00	1300	-9.13	85.3	0.435	299.5	-42.03	-0.995	-7.55	-7.93	0.112	0.212	325	23.4
55	2/24/2010 14:00	1400	-8.29	83	0.538	276	-63.41	-0.598	-7.54	-7.89	0.112	0.206	325.1	23.5
55	2/24/2010 15:00	1500	-5.568	74.4	0.262	294.3	-79.9	-0.009	-7.51	-7.84	0.112	0.207	325.2	23.6
55	2/24/2010 16:00	1600	-6.492	77.7	0	0	-44.96	0.299	-7.48	-7.78	0.112	0.21	325.2	23.6
55	2/24/2010 17:00	1700	-7.61	83.2	0	0	-25.96	0.488	-7.44	-7.73	0.113	0.214	325.3	23.7
55	2/24/2010 18:00	1800	-8.17	86.5	0	0	-19.63	0.512	-7.41	-7.69	0.112	0.214	325.3	23.7
55	2/24/2010 19:00	1900	-8.85	89.4	0	0	-2.887	0.355	-7.38	-7.66	0.113	0.213	325.3	23.7
55	2/24/2010 20:00	2000	-9.64	93.1	0	0	0.065	0.102	-7.35	-7.65	0.113	0.212	325.4	23.8
55	2/24/2010 21:00	2100	-9.83	92.6	0	0	0.579	-0.166	-7.33	-7.65	0.113	0.222	325.5	23.9
55	2/24/2010 22:00	2200	-10.09	92.5	0	0	0.711	-0.41	-7.32	-7.65	0.113	0.224	325.7	24.1
55	2/24/2010 23:00	2300	-10.33	91.7	0	0	0.751	-0.59	-7.31	-7.66	0.113	0.215	325.8	24.2
55	2/25/2010 0:00	2400	-10.44	91.5	0	0	0.546	-0.648	-7.3	-7.66	0.113	0.232	326	24.4
56	2/25/2010 1:00	100	-10.65	91.2	0	0	0.417	-0.843	-7.3	-7.66	0.113	0.233	326.1	24.5
56	2/25/2010 2:00	200	-10.82	91.3	0	0	0.838	-0.86	-7.29	-7.67	0.113	0.229	326.3	24.7
56	2/25/2010 3:00	300	-11.16	91.1	0	0	4.475	-0.86	-7.29	-7.67	0.113	0.231	326.3	24.7
56	2/25/2010 4:00	400	-11.48	91.2	0	0	-1.963	-0.965	-7.29	-7.67	0.113	0.207	326.4	24.8
56	2/25/2010 5:00	500	-11.06	91.3	0	0	-0.091	-1.075	-7.28	-7.68	0.113	0.224	326.4	24.8
56	2/25/2010 6:00	600	-11.44	91.1	0	0	0.633	-1.075	-7.28	-7.68	0.113	0.22	326.5	24.9
56	2/25/2010 7:00	700	-11.22	90.8	0	0	-0.617	-1.077	-7.28	-7.68	0.113	0.229	326.5	24.9
56	2/25/2010 8:00	800	-11.32	90.9	0	0	-0.917	-1.224	-7.27	-7.69	0.113	0.234	326.5	24.9
56	2/25/2010 9:00	900	-10.95	91	0	0	-1.901	-1.29	-7.27	-7.69	0.113	0.227	326.6	25
56	2/25/2010 10:00	1000	-10.42	91	0	0	-3.67	-1.289	-7.27	-7.69	0.113	0.24	326.8	25.2
56	2/25/2010 11:00	1100	-9.93	90.3	0	0	-13.41	-1.12	-7.27	-7.69	0.113		326.7	25.1
56	2/25/2010 12:00	1200	-9.48	89.5	0	0	-28.46	-0.981	-7.26	-7.67	0.113	0.167	326.7	25.1
56	2/25/2010 13:00	1300	-8.5	88.1	0	0	-41.41	-0.749	-7.25	-7.65	0.113	0.24	326.7	25.1
56	2/25/2010 14:00	1400	-7.63	84.1	0	0	-50.3	-0.51	-7.24	-7.63	0.113	0.24	326.7	25.1
56	2/25/2010 15:00	1500	-7.14	82.7	0.18	152.4	-51.17	-0.237	-7.22	-7.59	0.113	0.241	326.7	25.1
56	2/25/2010 16:00	1600	-7.08	83.1	1.406	118.1	-43.58	0	-7.2	-7.56	0.113	0.231	326.7	25.1
56	2/25/2010 17:00	1700	-6.995	84.2	1.353	124.8	-31.28	0.196	-7.18	-7.52	0.113	0.221	326.7	25.1
56	2/25/2010 18:00	1800	-7.11	86.2	1.814	109.1	-16.36	0.215	-7.15	-7.49	0.113	0.201	326.8	25.2
56	2/25/2010 19:00	1900	-7.22	87.4	1.225	113.2	-4.003	0.18	-7.13	-7.47	0.113	0.245	326.8	25.2
56	2/25/2010 20:00	2000	-7.33	88.1	1.039	81.8	-0.615	0	-7.11	-7.45	0.113	0.239	326.8	25.2
56	2/25/2010 21:00	2100	-6.812	86.8	0.787	88.4	-3.174	-0.001	-7.09	-7.44	0.113	0.24	326.8	25.2
56	2/25/2010 22:00	2200	-6.065	84.3	0.718	96.8	-1.787	-0.182	-7.07	-7.44	0.114	0.239	326.8	25.2
56	2/25/2010 23:00	2300	-5.705	83.6	0.882	133.6	-3.931	-0.215	-7.06	-7.43	0.114	0.242	326.8	25.2
56	2/26/2010 0:00	2400	-5.626	84.9	0.811	151.9	-2.697	-0.215	-7.05	-7.43	0.114	0.245	326.8	25.2
57	2/26/2010 1:00	100	-5.432	85.1	1.729	145.2	-5.982	-0.264	-7.04	-7.42	0.114	0.242	326.9	25.3
57	2/26/2010 2:00	200	-5.173	85.8	2.5	175.6	-7.52	-0.357	-7.03	-7.42	0.114	0.241	327	25.4
57	2/26/2010 3:00	300	-4.863	84.4	4.124	176.1	-14.62	-0.298	-7.02	-7.41	0.114	0.254	327	25.4
57	2/26/2010 4:00	400	-4.584	84.1	2.865	200.2	-9.55	-0.215	-7.01	-7.4	0.114	0.249	327	25.4
57	2/26/2010 5:00	500	-4.881	85.1	1.017	267.2	-2.4	-0.215	-7	-7.39	0.114	0.247	327	25.4
57	2/26/2010 6:00	600	-4.665	83.6	1.538	200.7	-6.762	-0.215	-6.994	-7.37	0.114	0.238	327.1	25.5
57	2/26/2010 7:00	700	-4.351	81.8	1.681	190.2	-8.09	-0.215	-6.982	-7.36	0.114	0.243	327.1	25.5
57	2/26/2010 8:00	800	-4.421	81.7	1.888	205.6	-7.75	-0.215	-6.971	-7.35	0.114	0.245	327.1	25.5
57	2/26/2010 9:00	900	-4.571	82.1	2.208	196.7	-10.4	-0.215	-6.96	-7.34	0.114	0.246	327.1	25.5
57	2/26/2010 10:00	1000	-4.464	80.7	1.38	217.2	-10.55	-0.214	-6.949	-7.33	0.114	0.247	327.1	25.5
57	2/26/2010 11:00	1100	-3.903	76.6	0.52	174.2	-22.09	-0.038	-6.937	-7.31	0.114	0.247	327.1	25.5
57	2/26/2010 12:00	1200	-3.21	73.4	0.675	90.1	-37.88	0.094	-6.923	-7.29	0.114	0.245	327	25.4
57	2/26/2010 13:00	1300	-2.002	69.1	1.129	146.1	-58.67	0.329	-6.908	-7.26	0.114	0.247	327	25.4
57	2/26/2010 14:00	1400	-2.367	69.16	2.876	166.4	-75.5	0.644	-6.887	-7.22	0.114	0.248	327	25.4
57	2/26/2010 15:00	1500	-2.267	68.18	3.634	166.6	-95.9	0.859	-6.863	-7.18	0.114	0.247	327	25.4
57	2/26/2010 16:00	1600	-2.107	67.12	3.909	166.4	-81.7	1.049	-6.834	-7.13	0.114	0.246	327	25.4
57	2/26/2010 17:00	1700	-2.301	67.52	3.439	160.1	-33.08	1.288	-6.804	-7.08	0.115	0.247	327	25.4
57	2/26/2010 18:00	1800	-2.541	66.97	3.299	151.6	-22.66	1.289	-6.773	-7.04	0.115	0.247	327	25.4
57	2/26/2010 19:00	1900	-3.582	69.14	2.129	130.4	-39.32	1.176	-6.745	-7.01	0.115	0.244	327	25.4
57	2/26/2010 20:00	2000	-5.245	72.9	1.013	69.03	-10.74	0.949	-6.722	-7	0.115	0.247	327	25.4
57	2/26/2010 21:00	2100	-3.874	68.25	1.9	115.2	-9.06	0.807	-6.702	-7	0.115	0.246	327	25.4
57	2/26/2010 22:00	2200	-3.756	72.3	2.186	129.7	-9.71	0.508	-6.687	-7.01	0.115	0.246	327	25.4
57	2/26/2010 23:00	2300	-3.938	74.6	1.89	149.1	-12.89	0.261	-6.68	-7.02	0.115	0.245	327	25.4
57	2/27/2010 0:00	2400	-4.21	72.4	3.447	142.6	-38.51	0.215	-6.675	-7.03	0.115	0.245	327	25.4
58	2/27/2010 1:00	100	-5.119	74.2	3.421	136.1	-54.44	0.064	-6.671	-7.03	0.115	0.246	327	25.4
58	2/27/2010 2:00	200	-5.531	72.9	2.662	131.8	-49.45	-0.002	-6.668	-7.04	0.115	0.245	327	25.4
58	2/27/2010 3:00	300	-5.938	74.5	2.238	136.9	-42.24	-0.208	-6.665	-7.04	0.115	0.246	327	25.4
58	2/27/2010 4:00	400	-6.001	73.9	2.192	136.3	-40.46	-0.417	-6.663	-7.06	0.115	0.245	326.9	25.3
58	2/27/2010 5:00	500	-6.243	74.2	1.34	132.2	-30.05	-0.636	-6.664	-7.08	0.115	0.245	326.9	25.3
58	2/27/2010 6:00	600	-5.982	73.2	2.186	143.2	-33.47	-0.82	-6.666	-7.09	0.115	0.245	326.9	25.3

Faro Meteorological Data
January 01 - December 31, 2010

Faro Climate Station - 2010 data

Note: Cumulative precipitation is calculated in column 'V', while raw instrument numbers are seen in column 'U'. -0.1

Julian Day	Date	Hr	Tair	RH %	WindV	WindD	NetRad	SoilHF	SoilT2	SoilT3	Soil W	SnoD	Precip	Precip (rev)
58	2/27/2010 7:00	700	-6.032	73	2.078	164.1	-35.86	-0.985	-6.672	-7.11	0.115	0.241	326.9	25.3
58	2/27/2010 8:00	800	-6.458	74	1.542	139.8	-31.5	-1.075	-6.681	-7.14	0.115	0.245	326.9	25.3
58	2/27/2010 9:00	900	-6.315	74.5	3.041	154.5	-42.14	-1.176	-6.689	-7.15	0.115	0.244	326.9	25.3
58	2/27/2010 10:00	1000	-6.38	73.1	1.655	117.5	-33.55	-1.289	-6.698	-7.17	0.115	0.245	326.9	25.3
58	2/27/2010 11:00	1100	-5.537	69.37	0.768	112.1	-22.89	-1.237	-6.706	-7.18	0.115	0.242	326.9	25.3
58	2/27/2010 12:00	1200	-4.163	63.58	1.424	103.1	-28.42	-1.055	-6.711	-7.18	0.115	0.237	326.9	25.3
58	2/27/2010 13:00	1300	-3.452	63.32	3.739	158.6	-24.62	-0.823	-6.713	-7.17	0.115	0.241	326.8	25.2
58	2/27/2010 14:00	1400	-3.247	63.36	4.688	166.4	-18.05	-0.572	-6.709	-7.15	0.115	0.241	326.8	25.2
58	2/27/2010 15:00	1500	-2.935	61.13	5.085	166.8	-14.75	-0.291	-6.699	-7.12	0.115	0.24	326.7	25.1
58	2/27/2010 16:00	1600	-2.57	59.49	4.388	167.8	-20.37	0.062	-6.681	-7.09	0.115	0.24	326.7	25.1
58	2/27/2010 17:00	1700	-2.273	56.68	3.473	166.3	-28.99	0.257	-6.657	-7.05	0.115	0.239	326.6	25
58	2/27/2010 18:00	1800	-2.673	57.59	3.561	163.3	-37.59	0.42	-6.633	-7.02	0.115	0.239	326.6	25
58	2/27/2010 19:00	1900	-3.933	61.74	2.836	153.2	-46.59	0.224	-6.61	-7	0.115	0.241	326.7	25.1
58	2/27/2010 20:00	2000	-5.629	64.63	2.173	110.7	-49.81	0.05	-6.594	-7	0.115	0.236	326.7	25.1
58	2/27/2010 21:00	2100	-8.18	70.1	1.384	55.25	-40.49	-0.215	-6.58	-7	0.115	0.241	326.8	25.2
58	2/27/2010 22:00	2200	-8.84	72	1.195	45.43	-32.17	-0.503	-6.573	-7.02	0.116	0.242	326.8	25.2
58	2/27/2010 23:00	2300	-8.6	74.1	0.759	55.42	-30.6	-0.795	-6.573	-7.04	0.116	0.235	326.7	25.1
58	2/28/2010 0:00	2400	-8.33	69.16	1.392	46.81	-31.69	-1.172	-6.579	-7.07	0.116	0.236	326.7	25.1
59	2/28/2010 1:00	100	-8.05	68.9	0.986	52.23	-31.84	-1.509	-6.593	-7.1	0.116	0.237	326.7	25.1
59	2/28/2010 2:00	200	-8.29	71.9	0.663	80.3	-26.22	-1.796	-6.611	-7.14	0.116	0.232	326.7	25.1
59	2/28/2010 3:00	300	-8.24	69.49	1.325	12.84	-28.34	-2.013	-6.634	-7.18	0.115	0.236	326.7	25.1
59	2/28/2010 4:00	400	-8.11	71.9	1.293	4.131	-13.65	-2.207	-6.66	-7.21	0.115	0.236	326.7	25.1
59	2/28/2010 5:00	500	-5.102	71	1.236	97.2	-21.29	-2.364	-6.684	-7.24	0.115	0.24	326.6	25
59	2/28/2010 6:00	600	-4.531	72.6	1.049	143.7	-25.9	-2.364	-6.71	-7.27	0.115	0.236	326.6	25
59	2/28/2010 7:00	700	-4.886	75.6	1.005	92	-23.31	-2.252	-6.737	-7.29	0.115	0.237	326.6	25
59	2/28/2010 8:00	800	-4.603	77	1.348	164.3	-12.95	-2.141	-6.756	-7.3	0.115	0.237	326.6	25
59	2/28/2010 9:00	900	-4.705	78.6	3.046	143.4	-17.82	-1.943	-6.77	-7.31	0.115	0.237	326.6	25
59	2/28/2010 10:00	1000	-3.903	76.4	2.867	149.3	-10.64	-1.839	-6.781	-7.31	0.115	0.237	326.6	25
59	2/28/2010 11:00	1100	-3.491	75.4	3.693	155.8	-7.64	-1.52	-6.786	-7.29	0.115	0.238	326.6	25
59	2/28/2010 12:00	1200	-3.56	76.2	3.995	151.8	-1.79	-1.134	-6.784	-7.27	0.115	0.236	326.6	25
59	2/28/2010 13:00	1300	-3.069	72.9	5.054	155.9	-0.252	-0.658	-6.774	-7.23	0.115	0.236	326.6	25
59	2/28/2010 14:00	1400	-2.308	66.54	4.939	157.7	-3.365	-0.087	-6.757	-7.17	0.115	0.234	326.6	25
59	2/28/2010 15:00	1500	-1.685	64.06	4.928	157.7	-11.9	0.582	-6.728	-7.1	0.115	0.231	326.6	25
59	2/28/2010 16:00	1600	-2.502	68.02	6.057	159.4	-7.42	0.859	-6.693	-7.03	0.115	0.226	326.5	24.9
59	2/28/2010 17:00	1700	-2.5	69.62	7.15	160	-5.208	1.033	-6.655	-6.968	0.115	0.19	326.5	24.9
59	2/28/2010 18:00	1800	-2.686	70.1	6.909	162.1	-31.52	1.116	-6.614	-6.912	0.115	0.183	326.6	25
59	2/28/2010 19:00	1900	-2.491	70	8.48	165.9	-26.51	0.999	-6.576	-6.876	0.116	0.183	326.5	24.9
59	2/28/2010 20:00	2000	-2.531	70.7	10.08	164.5	-41.49	0.859	-6.543	-6.854	0.116	0.182	326.6	25
59	2/28/2010 21:00	2100	-2.551	70.3	6.965	159.3	-42.33	0.859	-6.516	-6.836	0.116	0.182	326.5	24.9
59	2/28/2010 22:00	2200	-2.606	70.5	7.68	160.3	-62.15	0.82	-6.496	-6.821	0.116	0.182	326.5	24.9
59	2/28/2010 23:00	2300	-2.557	70.4	6.164	155	-60.56	0.557	-6.478	-6.814	0.116	0.182	326.6	25
59	3/1/2010 0:00	2400	-2.589	71	6.191	160.7	-61.83	0.315	-6.463	-6.816	0.116	0.182	326.5	24.9
60	3/1/2010 1:00	100	-2.25	70.2	7.69	163.7	-63.86	0.077	-6.453	-6.821	0.116	0.181	326.5	24.9
60	3/1/2010 2:00	200	-2.026	69.23	7.3	165.2	-63.3	0	-6.446	-6.825	0.116	0.183	326.5	24.9
60	3/1/2010 3:00	300	-2.314	69.78	3.887	150.1	-55.96	0	-6.441	-6.82	0.116	0.182	326.5	24.9
60	3/1/2010 4:00	400	-2.531	71.3	2.355	132.4	-44.33	-0.012	-6.434	-6.817	0.116	0.183	326.5	24.9
60	3/1/2010 5:00	500	-2.524	72.2	3.452	141.8	-53.65	-0.298	-6.429	-6.826	0.116	0.182	326.5	24.9
60	3/1/2010 6:00	600	-2.446	73.6	4.735	157.6	-56.53	-0.554	-6.428	-6.844	0.116	0.181	326.5	24.9
60	3/1/2010 7:00	700	-2.448	75.4	4.716	156	-55.17	-0.645	-6.431	-6.856	0.116	0.182	326.5	24.9
60	3/1/2010 8:00	800	-2.471	76.7	4.119	158.8	-49.76	-0.541	-6.433	-6.859	0.116	0.183	326.5	24.9
60	3/1/2010 9:00	900	-2.656	78.3	2.548	145.9	-37.85	-0.43	-6.433	-6.855	0.116	0.182	326.5	24.9
60	3/1/2010 10:00	1000	-1.797	75.4	2.988	155.8	-14.49	-0.42	-6.43	-6.849	0.116	0.182	326.5	24.9
60	3/1/2010 11:00	1100	-1.316	73.9	3.864	143.7	0.091	-0.109	-6.425	-6.831	0.116	0.183	326.5	24.9
60	3/1/2010 12:00	1200	-0.596	70.5	3.956	133	4.904	0.663	-6.41	-6.778	0.116	0.182	326.4	24.8
60	3/1/2010 13:00	1300	0.048	67.61	4.514	146.2	11.6	1.536	-6.384	-6.691	0.116	0.182	326.5	24.9
60	3/1/2010 14:00	1400	-0.024	67.91	5.075	160.9	-8.47	2.494	-6.341	-6.585	0.116	0.182	326.4	24.8
60	3/1/2010 15:00	1500	1.099	63.39	5.529	162.1	4.096	3.133	-6.289	-6.482	0.117	0.181	326.4	24.8
60	3/1/2010 16:00	1600	0.358	67.21	8.67	164.4	-32.83	3.513	-6.228	-6.39	0.117	0.182	326.4	24.8
60	3/1/2010 17:00	1700	0.857	66	7.09	164	-13.46	3.562	-6.167	-6.32	0.117	0.183	326.5	24.9
60	3/1/2010 18:00	1800	0.657	67.44	7.17	163.5	-30.37	3.497	-6.11	-6.263	0.117	0.182	326.5	24.9
60	3/1/2010 19:00	1900	0.578	68.17	6.826	165	-38.91	3.123	-6.06	-6.229	0.118	0.182	326.4	24.8
60	3/1/2010 20:00	2000	0.65	69.33	5.799	164.3	-27.87	2.633	-6.019	-6.215	0.118	0.183	326.5	24.9
60	3/1/2010 21:00	2100	0.155	72.2	6.116	162.8	-47.44	2.363	-5.991	-6.207	0.118	0.182	326.4	24.8
60	3/1/2010 22:00	2200	0.154	72	6.117	161.9	-47.27	2.167	-5.968	-6.196	0.118	0.183	326.5	24.9
60	3/1/2010 23:00	2300	-0.093	73.4	3.761	156.2	-44.01	1.909	-5.948	-6.19	0.118	0.183	326.4	24.8
60	3/2/2010 0:00	2400	-0.262	73.4	3.323	159.6	-47.71	1.632	-5.932	-6.189	0.118	0.182	326.4	24.8
61	3/2/2010 1:00	100	-0.737	73.9	2.082	145.5	-47.47	1.255	-5.92	-6.196	0.118	0.181	326.4	24.8
61	3/2/2010 2:00	200	-1.122	73.2	1.594	105.9	-48.09	0.895	-5.913	-6.216	0.118	0.185	326.4	24.8
61	3/2/2010 3:00	300	-1.374	73.9	1.876	119.7	-48.81	0.383	-5.913	-6.253	0.118	0.18	326.5	24.9
61	3/2/2010 4:00	400	-1.225	72.1	2.018	122.4	-49.74	-0.239	-5.923	-6.303	0.118	0.182	326.4	24.8
61	3/2/2010 5:00	500	-1.216	70.5	1.532	112.3	-39.55	-0.652	-5.941	-6.353	0.118	0.18	326.4	24.8
61	3/2/2010 6:00	600	-1.129	72.2	1.467	111.8	-28.43	-0.933	-5.964	-6.398	0.118	0.182	326.4	24.8
61	3/2/2010 7:00	700	-0.699	73.5	2.051	131.9	-21.07	-1.074	-5.987	-6.434	0.118	0.183	326.4	24.8
61	3/2/2010 8:00	800	-1.23	75.2	2.754	149.5	-53.97	-0.835	-6.008	-6.453	0.118	0.182	326.4	24.8
61	3/2/2010 9:00	900	-1.509	74.4	3.024	148.2	-55.05	-0.513	-6.023	-6.452	0.118	0.179	326.4	24.8
61	3/2/2010 10:00	1000	-1.4	71.1	2.374	147.2	-51.35	-0.43	-6.031	-6.452	0.118	0.182	326.4	24.8
61	3/2/2010 11:00	1100	0.073	65.13	2.457	141.8	-36.4	-0.3	-6.033	-6.444	0.118	0.181	326.4	24.8
61	3/2/2010 12:00	1200	0.717	62.91	5.448	169.3	-21.57	0.227	-6.028	-6.416	0.118	0.181	326.3	24.7
61	3/2/2010 13:00	1300	0.705	66.03	4.809	173.6	1.672	0.966	-6.014	-6.359	0.118	0.182	326.3	24.7
61	3/2/2010 14:00	1400	1.064	62.18	4.392	161.6	15.51	2.14	-5.984	-6.258	0.118	0.182	326.4	24.8
61	3/2/2010 15:00	1500	-0.443	74.8	4.211	222.1	10.64	2.786	-5.937	-6.158	0.118	0.178	327.1	25.5
61	3/2/2010 16:00	1600	1.512	56.82	3.074	172.2	-5.349	3.523	-5.88	-6.055	0.119	0.181	327.1	25.5
61	3/2/2010 17:00	1700	0.822	43.05	6.367	218	-12.87	3.603	-5.818	-5.97	0.119	0.181	327	25.4
61	3/2/2010 18:00	1800	0.539	31.08	6.292	213.2	0.785	3.239	-5.76	-5.926	0.119	0.18	327	25.4
61	3/2/2010 19:00	1900	-0.972	32.83	5.321	202.1	-43.71	2.66	-5.714	-5.911	0.119	0.182	327.1	25.5
61	3/2/2010 20:00	2000	-2.14	36.23	3.811	191.6	-24.59	1.625	-5.685	-5.936	0.119	0.182	327.1	25.5
61	3/2/2010 21:00	2100	-2.104	38.05	4.969	180.7	-12.25	0.807	-5.673	-5.987	0.119	0.182	327.1	25.5
61	3/2/2010 22:00	2200	-2.252	41.34	5.27	172	-20.06	0.359	-5.678	-6.035	0.119	0.181	327.1	25.5
61	3/2/2010 23:00	2300	-2.585	44.27	3.86	169.4	-18.42	0.2	-5.691	-6.071	0.12	0.181	327.1	25.5
61	3/3/2010 0:00	2400	-2.966	47.39	5.203	171.1	-28.43	0.002	-5.704	-6.1	0.119	0.182	327.1	25.5
62	3/3/2010 1:00	100	-3.312	49.72	4.731	196.1	-37.44	-0.147	-5.718	-6.126	0.12	0.181	327.1	25.5
62	3/3/2010 2:00	200	-3.316	49.89	5.515	199.8	-42.23	-0.352	-5.732	-6.153	0.119	0.182	327.1	25.5
62	3/3/2010 3:00	300	-3.303	48.58	4.467	211.7	-57.17	-0.547	-5.748	-6.182	0.119	0.18	327	25.4
62	3/3/2010 4:00	400	-4.386	50.89	1.745	189.2	-52.93	-0.747	-5.767	-6.212	0.119	0.18	327	25.4
62	3/3/2010 5:00	500	-5.508	54.36	1.796	142.6	-50.27	-1.227	-5.788	-6.257	0.119	0.181	327.1	25.5
62	3/3/2010 6:00	600	-6.694	57.83	1.527	14.84	-46.18	-1.957	-5.816	-6.323	0.119	0.179	327.1	25.5
62	3/3/2010 7:00	700	-6.717	58.02	0.977	74.5	-42.21	-2.594	-5.855	-6.402	0.119	0.177	327.1	25.5
62	3/3/2010 8:00	800	-6.291	57.58	1.329	166	-38.18	-3.175	-5.905	-6.486	0.119	0.176	327	25.4
62	3/3/2010 9:00	900	-7.02	60.32	0.798	87.6	-20.54	-3.666	-5.964	-6.575	0.119	0.18	327.1	25.5
62	3/3/2010 10:00	1000	-5.863	57.82	1.576	148.4	-8.63	-3.868	-6.022	-6.652	0.119	0.178	327.1	25.5
62	3/3/2010 11:00	1100	-4.596	52.98	2.419	154.6	-20.04	-3.206	-6.078	-6.687	0.118	0.18	327	25.4
62	3/3/2010 12:00	1200	-3.998	50.09	4.252	168.3	1.895	-1.995	-6.117	-6.659	0.118	0.179	327	25.4
62	3/3/2010 13:00	1300	-3.582	46.14	4.344	161.5	-14.13	-0.657	-6.125	-6.584	0.118	0.179	327	25.4
62	3/3/2010 14:00	1400	-3.077	43.42	4.799	152.3	3.22	0.499	-6.107	-6.486	0.118	0.178	326.9	25.3
62	3/3/2010 15:00	1500	-3.123	44.05	5.092	159	-4.889	0.98	-6.072	-6.391	0.118	0.179	326.9	25.3
62	3/3/2010 16:00	1600	-3.086	45.34	5.103	156.7	3.167	1.209	-6.027	-6.318	0.118	0.179	326.9	25.3
62	3/3/2010 17:00	1700	-3.158	49.41	4.688	154.8	-1.791	1.082	-5.983	-6.269	0.119	0.18	326.9	25.3
62	3/3/2010 18:00	1800	-3.373	52.75	3.88	148.8	-8.73	0.937	-5.946	-6.24	0.119	0.18	327	25.4
62	3/3/2010 19:00	1900	-3.702	55.33	3.861	148.7	-18.37	0.71	-5.917	-6.235	0.119	0.181	326.9	25.3
62	3/3/2010 20:00	2000	-4.3	57.36	3.874	147.5	-39.7	0.295	-5.9	-6.245	0.119	0.179	327	25.4
62	3/3/2010 21:00	2100	-4.694	59.99	4.133	155.6	-37.87	-0.197	-5.891	-6.269	0.119	0.18	327	25.4
62	3/3/2010 22:00	2200	-4.626	61.79	3.559	161.9	-18.43	-0.674	-5.891	-6.302	0.119	0.18	326.9	25.3
62	3/3/2010 23:00	2300	-4.412	63.02	3.784	174.7	-10.42	-0.86	-5.899	-6.333	0.119	0.18	326.9	25.3
62	3/4/2010 0:00	2400	-4.613	66.45	4.688	173.9	-23.71	-0.843	-5.91	-6.348	0.119	0.18	327	25.4
63	3/4/2010 1:00	100	-5.08	73.7	3.284	205.2	-20.66	-0.646	-5.917	-6.354	0.119	0.18	327.1	25.5
63	3/4/2010 2:00	200	-5.956	75.7	0.888	206.3	-31.27	-0.656	-5.925	-6.36	0.119	0.179	327.1	25.5
63	3/4/2010 3:00	300	-6.302	72.9	1.842	197.1	-40.15	-1.031	-5.927	-6.377	0.119	0.179	327.1	25.5
63	3/4/2010 4:00	400	-6.478	69	2.76	192.7	-35.83	-1.658	-5.937	-6.421	0.119	0.179	327.1	25.5
63	3/4/2010 5:00	500	-6.202	68.68	2.418	207.9	-29.4	-2.086	-5.961	-6.474	0.119	0.179	327.1	25.5
63	3/4/2010 6:00	600	-6.432	67.16	4.28	194.5	-47.4	-2.222	-5.989	-6.518	0.119	0.18	327.1	25.5
63	3/4/2010 7:00	700	-6.535	61.62	3.663	196.1	-57.02	-2.156	-6.018	-6.55	0.119	0.178	327	25.4
63	3/4/2010 8:00	800	-7.08	60.52	1.292	142.9	-44.81	-2.277	-6.044	-6.578	0.118	0.183	327.1	25.5
63	3/4/2010 9:00	900	-7.61	60.27	1.701	152.5	-48.49	-2.581	-6.07	-6.617	0.118	0.18	327.1	25.5
63	3/4/2010 10:00	1000	-6.508	56.18	2.273	123.7	-41.09	-3.053	-6.099	-6.671	0.118	0.178	327.1	25.5
63	3/4/2010 11:00	1100	-5.042	50.41	1.077	267.7	-37.23	-3.075	-6.132	-6.715	0.118	0.165	327.1	25.5

Faro Meteorological Data
January 01 - December 31, 2010

Faro Climate Station - 2010 data

Note: Cumulative precipitation is calculated in column 'V', while raw instrument numbers are seen in column 'U'. -0.1

Julian Day	Date	Hr	Tair	RH %	WindV	WindD	NetRad	SoilHF	SoilT2	SoilT3	Soil W	SnoD	Precip	Precip (rev)
63	3/4/2010 12:00	1200	-2.119	39.88	1.48	78.5	-20.49	-2.592	-6.165	-6.727	0.118	0.175	327	25.4
63	3/4/2010 13:00	1300	-3.782	45.63	2.906	231.3	-14.86	-2.112	-6.186	-6.717	0.118	0.176	327	25.4
63	3/4/2010 14:00	1400	-3.441	44.27	2.54	220.1	-6.958	-1.293	-6.193	-6.679	0.118	0.178	326.9	25.3
63	3/4/2010 15:00	1500	-3.578	45.66	3.288	184.2	-6.54	-0.536	-6.188	-6.622	0.118	0.178	326.9	25.3
63	3/4/2010 16:00	1600	-3.448	47.36	3.302	182.1	0.153	0.128	-6.168	-6.554	0.118	0.178	326.9	25.3
63	3/4/2010 17:00	1700	-3.069	46.79	3.141	179.8	-1.696	0.634	-6.141	-6.487	0.118	0.178	326.9	25.3
63	3/4/2010 18:00	1800	-3.596	49.99	3.876	181.7	-19.79	0.859	-6.106	-6.428	0.118	0.179	327	25.4
63	3/4/2010 19:00	1900	-4.398	53.68	3.108	176.7	-39.06	0.55	-6.073	-6.398	0.118	0.178	327	25.4
63	3/4/2010 20:00	2000	-5.518	58.87	2.271	147.1	-40.92	-0.102	-6.051	-6.406	0.118	0.179	327	25.4
63	3/4/2010 21:00	2100	-6.739	64.55	1.155	119.4	-32.93	-0.875	-6.043	-6.443	0.118	0.179	327	25.4
63	3/4/2010 22:00	2200	-7.45	66.57	1.241	103.8	-30.65	-1.662	-6.048	-6.499	0.118	0.175	327	25.4
63	3/4/2010 23:00	2300	-7.3	66.69	1.315	98.9	-15.64	-2.373	-6.069	-6.571	0.118	0.181	327	25.4
63	3/5/2010 0:00	2400	-7.09	66.06	1.429	99.6	-30.58	-2.758	-6.099	-6.636	0.118	0.179	327	25.4
64	3/5/2010 1:00	100	-7.14	67.68	1.981	144.1	-30.67	-2.794	-6.133	-6.682	0.118	0.18	327	25.4
64	3/5/2010 2:00	200	-7.32	79.5	4.395	220.3	-6.708	-2.923	-6.165	-6.724	0.118	0.176	327.3	25.7
64	3/5/2010 3:00	300	-7.98	89.2	1.479	164.6	-16.53	-2.777	-6.194	-6.753	0.118	0.179	327.5	25.9
64	3/5/2010 4:00	400	-8.52	82.9	1.461	161.3	-48.3	-2.335	-6.219	-6.756	0.118	0.168	327.5	25.9
64	3/5/2010 5:00	500	-10.09	81.8	0.716	165.8	-39.23	-2.354	-6.237	-6.765	0.118	0.175	327.5	25.9
64	3/5/2010 6:00	600	-9.48	72.8	2.031	191.9	-32.22	-3.051	-6.254	-6.812	0.118	0.18	327.4	25.8
64	3/5/2010 7:00	700	-8.76	63.05	3.443	204	-20.32	-3.847	-6.283	-6.889	0.118	0.181	327.4	25.8
64	3/5/2010 8:00	800	-8.94	62.13	3.257	210.5	-39.4	-3.976	-6.324	-6.954	0.118	0.18	327.4	25.8
64	3/5/2010 9:00	900	-9.77	63.67	2.496	209.9	-47.2	-3.693	-6.363	-6.986	0.118	0.18	327.4	25.8
64	3/5/2010 10:00	1000	-8.88	58.23	3.076	184.4	-34.4	-3.504	-6.393	-7.01	0.118	0.18	327.4	25.8
64	3/5/2010 11:00	1100	-8.73	59.57	3.646	170.4	-29.71	-3.358	-6.419	-7.02	0.117	0.178	327.4	25.8
64	3/5/2010 12:00	1200	-8.31	56.06	5.427	166.5	-17.96	-2.79	-6.439	-7.01	0.117	0.178	327.4	25.8
64	3/5/2010 13:00	1300	-8.46	59.52	6.366	159.7	1.068	-2.215	-6.447	-6.98	0.117	0.179	327.3	25.7
64	3/5/2010 14:00	1400	-8.2	59.14	5.83	158.6	-3.319	-1.717	-6.442	-6.943	0.117	0.179	327.3	25.7
64	3/5/2010 15:00	1500	-7.79	57.63	5.434	160.7	-5.815	-1.158	-6.428	-6.894	0.117	0.178	327.3	25.7
64	3/5/2010 16:00	1600	-7.58	58.11	7.39	165.2	-3.265	-0.76	-6.407	-6.842	0.117	0.175	327.3	25.7
64	3/5/2010 17:00	1700	-7.34	57.98	6.699	162.8	0.751	-0.626	-6.382	-6.799	0.118	0.177	327.3	25.7
64	3/5/2010 18:00	1800	-6.888	57.88	6.006	157.6	-3.372	-0.811	-6.358	-6.783	0.117	0.177	327.3	25.7
64	3/5/2010 19:00	1900	-6.567	58.64	5.991	165.3	-7.42	-0.995	-6.34	-6.778	0.118	0.177	327.3	25.7
64	3/5/2010 20:00	2000	-6.652	60.62	5.271	170.1	-31.51	-1.141	-6.327	-6.781	0.118	0.177	327.2	25.6
64	3/5/2010 21:00	2100	-6.65	63.34	5.154	178.5	-45.81	-1.355	-6.318	-6.79	0.118	0.176	327.3	25.7
64	3/5/2010 22:00	2200	-6.443	63.44	5.52	183.8	-52.81	-1.576	-6.314	-6.805	0.118	0.176	327.3	25.7
64	3/5/2010 23:00	2300	-5.754	61.82	6.1	179.6	-53.35	-1.722	-6.319	-6.825	0.118	0.175	327.2	25.6
64	3/6/2010 0:00	2400	-5.288	60.86	6.395	180	-59.8	-1.756	-6.329	-6.844	0.118	0.176	327.2	25.6
65	3/6/2010 1:00	100	-5.179	62.57	6.851	176	-55.3	-1.719	-6.339	-6.853	0.118	0.175	327.2	25.6
65	3/6/2010 2:00	200	-5.158	64	5.466	180.7	-57.15	-1.706	-6.347	-6.857	0.118	0.174	327.2	25.6
65	3/6/2010 3:00	300	-4.729	62.48	5.948	174.1	-53.45	-1.515	-6.352	-6.857	0.117	0.174	327.3	25.7
65	3/6/2010 4:00	400	-4.309	61.83	6.072	169.3	-56.85	-1.504	-6.354	-6.855	0.117	0.173	327.2	25.6
65	3/6/2010 5:00	500	-3.612	59.32	5.66	170.4	-46	-1.447	-6.354	-6.85	0.117	0.172	327.2	25.6
65	3/6/2010 6:00	600	-3.577	59.65	4.47	171.8	-35.5	-1.286	-6.352	-6.839	0.117	0.174	327.3	25.7
65	3/6/2010 7:00	700	-4.19	64.93	4.658	177	-42.01	-1.08	-6.348	-6.822	0.117	0.175	327.2	25.6
65	3/6/2010 8:00	800	-4.275	66.76	5.228	171.4	-33.3	-1.074	-6.341	-6.806	0.117	0.174	327.1	25.5
65	3/6/2010 9:00	900	-4.536	69.42	6.717	169.5	-34.85	-0.932	-6.332	-6.791	0.117	0.174	327.2	25.6
65	3/6/2010 10:00	1000	-4.534	71.5	7.5	166.7	-22.45	-0.752	-6.322	-6.771	0.118	0.174	327.2	25.6
65	3/6/2010 11:00	1100	-3.838	68.79	9.8	166.6	-3.306	-0.364	-6.309	-6.735	0.118	0.173	327.2	25.6
65	3/6/2010 12:00	1200	-2.656	64.8	8.55	167.2	7.9	0.623	-6.288	-6.661	0.118	0.173	327.3	25.7
65	3/6/2010 13:00	1300	-2.608	66.47	9.97	164.4	11.44	1.731	-6.245	-6.536	0.118	0.171	327.2	25.6
65	3/6/2010 14:00	1400	-2.174	66.11	7.34	160.9	11.02	3.009	-6.183	-6.392	0.118	0.169	327.2	25.6
65	3/6/2010 15:00	1500	-1.645	63.69	7.11	154.9	10	3.692	-6.109	-6.255	0.118	0.154	327.2	25.6
65	3/6/2010 16:00	1600	-1.329	62.32	8.07	142.9	4.148	4.257	-6.032	-6.13	0.118	0.155	327.3	25.7
65	3/6/2010 17:00	1700	-1.277	63.75	6.995	137.7	-5.549	4.124	-5.952	-6.042	0.119	0.155	327.2	25.6
65	3/6/2010 18:00	1800	-1.077	66.27	5.579	158.8	5.834	3.729	-5.879	-5.987	0.119	0.154	327.2	25.6
65	3/6/2010 19:00	1900	-1.209	67.89	4.894	156.4	-30.41	3.581	-5.824	-5.934	0.119	0.154	327.2	25.6
65	3/6/2010 20:00	2000	-1.814	72.3	6.04	156.9	-51.45	2.463	-5.778	-5.931	0.119	0.155	327.3	25.7
65	3/6/2010 21:00	2100	-2.266	82.1	6.321	163.9	-7.83	1.388	-5.751	-5.975	0.119	0.155	327.4	25.8
65	3/6/2010 22:00	2200	-2.965	92.3	6.594	191.4	-38.81	1.369	-5.74	-5.986	0.119	0.155	327.6	26
65	3/6/2010 23:00	2300	-4.805	84.4	8.08	254.7	-61.85	1.154	-5.728	-5.986	0.12	0.155	327.7	26.1
65	3/7/2010 0:00	2400	-5.811	88.3	9.77	259	-28.46	0.088	-5.719	-6.043	0.12	0.153	327.7	26.1
66	3/7/2010 1:00	100	-6.731	77.2	7.44	241.3	-62.95	-0.645	-5.724	-6.108	0.12	0.153	327.8	26.2
66	3/7/2010 2:00	200	-7.16	70	3.407	227.4	-65.7	-1.822	-5.737	-6.192	0.12	0.15	327.8	26.2
66	3/7/2010 3:00	300	-7.85	75.9	3.136	218.4	-61.1	-3.01	-5.767	-6.308	0.12	0.153	327.8	26.2
66	3/7/2010 4:00	400	-7.93	64.99	2.856	213.6	-56.18	-3.94	-5.819	-6.437	0.119	0.152	327.8	26.2
66	3/7/2010 5:00	500	-8.51	70.7	2.582	226.8	-33.33	-4.444	-5.884	-6.55	0.119	0.153	327.8	26.2
66	3/7/2010 6:00	600	-8.75	81.1	7.62	256.7	-15.64	-4.786	-5.952	-6.656	0.119	0.153	327.8	26.2
66	3/7/2010 7:00	700	-9.08	81.9	4.442	220.3	-50.44	-4.189	-6.015	-6.705	0.119	0.153	327.8	26.2
66	3/7/2010 8:00	800	-9.61	69.04	3.785	213.4	-67.76	-4.067	-6.063	-6.738	0.119	0.153	327.8	26.2
66	3/7/2010 9:00	900	-10.1	59.45	3.414	229.5	-52.34	-4.883	-6.107	-6.821	0.118	0.151	327.8	26.2
66	3/7/2010 10:00	1000	-9.47	53.39	5.088	240.4	-35.57	-5.342	-6.163	-6.915	0.118	0.152	327.7	26.1
66	3/7/2010 11:00	1100	-9.32	56.03	4.981	244.6	-30.89	-4.978	-6.219	-6.968	0.118	0.151	327.8	26.2
66	3/7/2010 12:00	1200	-9.08	59.69	5.971	238.1	3.361	-3.808	-6.264	-6.96	0.118	0.151	327.7	26.1
66	3/7/2010 13:00	1300	-8.72	58.26	8.05	231.6	50.16	-2.051	-6.282	-6.883	0.118	0.151	327.7	26.1
66	3/7/2010 14:00	1400	-7.98	52.47	7.03	235.6	69.66	0.579	-6.267	-6.707	0.118	0.15	327.7	26.1
66	3/7/2010 15:00	1500	-8.69	59.95	7.23	233.4	29.27	1.477	-6.207	-6.533	0.118	0.151	327.8	26.2
66	3/7/2010 16:00	1600	-8.82	60.12	6.543	226	15.27	0.818	-6.133	-6.469	0.118	0.151	327.7	26.1
66	3/7/2010 17:00	1700	-8.88	58.14	5.324	235.4	-2.375	0.083	-6.078	-6.464	0.118	0.151	327.7	26.1
66	3/7/2010 18:00	1800	-9.19	61.41	5.755	244	-4.323	-0.95	-6.046	-6.498	0.119	0.151	327.8	26.2
66	3/7/2010 19:00	1900	-9.11	59.63	3.511	249.5	-36.82	-1.909	-6.035	-6.56	0.119	0.15	327.8	26.2
66	3/7/2010 20:00	2000	-10.08	61.74	1.729	207.3	-55.86	-3.122	-6.044	-6.652	0.119	0.15	327.8	26.2
66	3/7/2010 21:00	2100	-11.93	68.91	1.364	116.4	-51.87	-4.675	-6.079	-6.793	0.118	0.147	327.8	26.2
66	3/7/2010 22:00	2200	-13.74	72.2	1.532	58.82	-45.02	-6.517	-6.144	-6.985	0.118	0.149	327.8	26.2
66	3/7/2010 23:00	2300	-13.84	65.93	1.097	58.44	-33.96	-7.85	-6.234	-7.19	0.118	0.147	327.8	26.2
66	3/8/2010 0:00	2400	-12.8	59	0.824	72.9	-16.83	-8.35	-6.339	-7.36	0.118	0.151	327.8	26.2
67	3/8/2010 1:00	100	-12.83	55.57	0.51	40.51	-32.69	-8.08	-6.448	-7.48	0.117	0.15	327.8	26.2
67	3/8/2010 2:00	200	-12.75	55.47	0.601	57.97	-13.06	-8.1	-6.542	-7.57	0.117	0.15	327.8	26.2
67	3/8/2010 3:00	300	-12.09	64.59	1.14	281.3	-6.979	-7.67	-6.631	-7.65	0.117	0.151	327.8	26.2
67	3/8/2010 4:00	400	-12.09	88	1.521	216.8	-2.376	-6.822	-6.707	-7.68	0.116	0.143	328.7	27.1
67	3/8/2010 5:00	500	-12.46	88.7	1.157	294.9	-10.97	-5.602	-6.762	-7.65	0.116	0.138	328.6	27
67	3/8/2010 6:00	600	-13.05	86.1	1.352	216.3	-36.15	-5.059	-6.794	-7.62	0.116	0.132	328.6	27
67	3/8/2010 7:00	700	-13.55	83.4	0.93	17.41	-29.08	-5.705	-6.812	-7.65	0.116	0.135	328.6	27
67	3/8/2010 8:00	800	-15.33	83.5	0.905	38.31	-27.39	-6.364	-6.845	-7.71	0.116	0.142	328.6	27
67	3/8/2010 9:00	900	-14.64	80.1	0.833	173.4	-31.11	-7.08	-6.892	-7.8	0.116	0.137	328.6	27
67	3/8/2010 10:00	1000	-13.75	71.1	1.485	114.1	-32.33	-7.57	-6.947	-7.89	0.116	0.141	328.6	27
67	3/8/2010 11:00	1100	-11.62	58.41	1.681	134.3	-59.8	-7.53	-7.01	-7.97	0.115	0.14	328.6	27
67	3/8/2010 12:00	1200	-10.37	48.56	3.055	156.9	-65.67	-6.606	-7.07	-7.99	0.115	0.145	328.5	26.9
67	3/8/2010 13:00	1300	-9.97	47.8	5.542	167.1	-16.75	-5.091	-7.1	-7.93	0.115	0.153	328.4	26.8
67	3/8/2010 14:00	1400	-9.89	48.39	5.487	157.6	-0.549	-3.381	-7.11	-7.83	0.115	0.15	328.4	26.8
67	3/8/2010 15:00	1500	-9.6	48.17	5.889	161.3	4.377	-2.646	-7.09	-7.73	0.115	0.15	328.4	26.8
67	3/8/2010 16:00	1600	-9.27	49.5	5.765	151.8	1.42	-2.135	-7.05	-7.65	0.115	0.15	328.4	26.8
67	3/8/2010 17:00	1700	-8.77	52.06	7.99	162.9	9.19	-1.796	-7.01	-7.57	0.116	0.15	328.3	26.7
67	3/8/2010 18:00	1800	-8.41	56.75	10.3	166	-1.519	-2.018	-6.979	-7.53	0.115	0.141	328.3	26.7
67	3/8/2010 19:00	1900	-8.28	58.85	9.91	166.8	-13.28	-2.456	-6.953	-7.54	0.115	0.14	328.3	26.7
67	3/8/2010 20:00	2000	-8.21	62.51	8.57	167.6	-21.28	-3.344	-6.943	-7.59	0.115	0.146	328.3	26.7
67	3/8/2010 21:00	2100	-7.86	62.22	8.04	162.7	-25.2	-3.654	-6.943	-7.63	0.116	0.143	328.2	26.6
67	3/8/2010 22:00	2200	-7.42	61.5	7.77	161.7	-25.93	-3.655	-6.948	-7.65	0.115	0.14	328.2	26.6
67	3/8/2010 23:00	2300	-6.928	60.79	9.37	164.9	-28.36	-3.477	-6.953	-7.65	0.115	0.147	328.2	26.6
67	3/9/2010 0:00	2400	-6.511	61.14	8.25	164.1	-32.43	-3.14	-6.955	-7.64	0.115	0.137	328.2	26.6
68	3/9/2010 1:00	100	-6.272	60.6	6.55	154.1	-40.73	-3.041	-6.951	-7.62	0.115	0.132	328.2	26.6
68	3/9/2010 2:00	200	-6.088	60.64	6.698	147.1	-37.45	-3.224	-6.943	-7.63	0.115	0.135	328.2	26.6
68	3/9/2010 3:00	300	-5.654	59.37	7.56	153.8	-33.27	-3.04	-6.936	-7.62	0.115	0.133	328.2	26.6
68	3/9/2010 4:00	400	-5.437	59.4	8.25	159.2	-30.27	-2.522	-6.93	-7.59	0.115	0.127	328.2	26.6
68	3/9/2010 5:00	500	-5.636	60.7	7.14	155.5	-31.71	-2.264	-6.921	-7.56	0.115	0.129	328.2	26.6
68	3/9/2010 6:00	600	-5.493	59.83	6.307	156.9	-29.1	-2.332	-6.906	-7.54	0.116	0.13	328.1	26.5
68	3/9/2010 7:00	700	-5.458	58.93	5.553	157.6	-32.45	-2.364	-6.893	-7.53	0.116	0.128	328.1	26.5
68	3/9/2010 8:00	800	-5.592	58.51	5.47	157.5	-38.53	-2.693	-6.88	-7.54	0.116	0.127	328.1	26.5
68	3/9/2010 9:00	900	-5.56	57.89	4.835	147.4	-26.82	-2.938	-6.871	-7.56	0.116	0.128	328.1	26.5
68	3/9/2010 10:00	1000	-5.51	57.36	5.968	153	-22.18	-2.576	-6.867	-7.55	0.116	0.127	328.1	26.5
68	3/9/2010 11:00	1100	-5.263	56.64	4.915	143.7	-16.63	-1.719	-6.859	-7.5	0.116	0.127	328.1	26.5
68	3/9/2010 12:00	1200	-4.223	53.46	7.06	151.2	3.243	0.116	-6.84	-7.39	0.116	0.117	328	26.4
68	3/9/2010 13:00	1300	-4.092	54.01	7.28	149	14.08	3.813	-6.799	-7.11	0.116	0.118	327.9	26.3
68	3/9/2010 14:00	1400	-4.184	56.24	9.55	158.7	10.62	3.924	-6.73	-6.916	0.116	0.126	327.9	26.3
68	3/9/2010 15:00	1500	-3.516	53.72	6.614	146.8	11.02	4.821	-6.654	-6.754	0.116	0.122	328	26.4
68	3/9/2010 16:00	1600	-2.712	51.49	6.561	140.9	22.22	5.859	-6.573	-6.577	0.117	0.123	327.9	26.3

Faro Meteorological Data
January 01 - December 31, 2010

Faro Climate Station - 2010 data

Note: Cumulative precipitation is calculated in column 'V', while raw instrument numbers are seen in column 'U'. -0.1

Julian Day	Date	Hr	Tair	RH %	WindV	WindD	NetRad	SoilHF	SoilT2	SoilT3	Soil W	SnoD	Precip	Precip (rev)
68	3/9/2010 17:00	1700	-2.131	49.71	8.16	150.2	5.379	7.72	-6.483	-6.342	0.117	0.117	327.9	26.3
68	3/9/2010 18:00	1800	-2.044	47.64	8.32	158.3	-25.91	4.76	-6.379	-6.301	0.117	0.123	327.8	26.2
68	3/9/2010 19:00	1900	-2.758	49.49	8.55	164.4	-50.9	2.085	-6.293	-6.385	0.117	0.115	327.8	26.2
68	3/9/2010 20:00	2000	-3.983	55.65	4.643	153.4	-47.53	-1.311	-6.241	-6.575	0.118	0.115	327.8	26.2
68	3/9/2010 21:00	2100	-4.492	62.33	5.507	164.1	-9.4	-2.165	-6.23	-6.735	0.118	0.115	327.8	26.2
68	3/9/2010 22:00	2200	-6.308	90.4	4.385	154	-4.431	-0.746	-6.241	-6.737	0.118	0.123	328.5	26.9
68	3/9/2010 23:00	2300	-6.283	89.6	4.033	175	-12.64	-0.809	-6.251	-6.74	0.118	0.117	328.6	27
68	3/10/2010 0:00	2400	-6.98	87.5	5.626	226.6	-13.14	-1.355	-6.256	-6.778	0.118	0.116	328.6	27
69	3/10/2010 1:00	100	-9.01	82.9	7.65	262.4	-11.7	-2.967	-6.263	-6.867	0.118	0.116	328.7	27.1
69	3/10/2010 2:00	200	-9.75	78.2	7.86	257.7	-12.32	-4.969	-6.278	-7.03	0.118	0.116	328.6	27
69	3/10/2010 3:00	300	-9.74	62.4	8.37	240.9	-25.69	-6.487	-6.313	-7.22	0.118	0.115	328.7	27.1
69	3/10/2010 4:00	400	-10.16	54.01	4.157	242.9	-51.83	-8.56	-6.373	-7.45	0.118	0.113	328.6	27
69	3/10/2010 5:00	500	-11.95	65.5	1.819	154	-64.03	-12.71	-6.45	-7.82	0.117	0.116	328.7	27.1
69	3/10/2010 6:00	600	-11.65	64.1	4.344	163.4	-66.77	-15.76	-6.535	-8.28	0.117	0.116	328.6	27
69	3/10/2010 7:00	700	-11.42	63.21	4.871	165.2	-62.92	-14.77	-6.637	-8.53	0.117	0.115	328.6	27
69	3/10/2010 8:00	800	-11.56	54.84	4.065	175.2	-30.92	-13.66	-6.734	-8.67	0.116	0.115	328.6	27
69	3/10/2010 9:00	900	-11.08	51.18	5.8	179.4	-15.97	-11.86	-6.82	-8.72	0.116	0.115	328.6	27
69	3/10/2010 10:00	1000	-10.62	50.07	5.125	177.5	-7.82	-9.21	-6.892	-8.67	0.116	0.115	328.5	26.9
69	3/10/2010 11:00	1100	-10.75	59.72	4.26	184.9	8.27	-6.682	-6.942	-8.56	0.115	0.115	328.5	26.9
69	3/10/2010 12:00	1200	-10.74	75.3	2.554	248.4	21.46	-3.778	-6.965	-8.38	0.116	0.114	328.5	26.9
69	3/10/2010 13:00	1300	-10.91	78.4	3.642	265.1	28.36	-0.072	-6.961	-8.08	0.115	0.114	328.6	27
69	3/10/2010 14:00	1400	-9.77	65.46	2.349	242.3	42.23	1.559	-6.926	-7.83	0.115	0.111	328.6	27
69	3/10/2010 15:00	1500	-7.56	61.98	1.19	38.17	31.01	5.666	-6.871	-7.46	0.116	0.108	328.6	27
69	3/10/2010 16:00	1600	-7.93	66.02	1.254	54.39	15.58	3.877	-6.792	-7.27	0.116	0.104	328.7	27.1
69	3/10/2010 17:00	1700	-7.83	70.9	1.167	42.6	-7.01	2.34	-6.715	-7.24	0.116	0.104	328.7	27.1
69	3/10/2010 18:00	1800	-8.01	66.71	3.864	161.9	-17.3	0.47	-6.655	-7.28	0.116	0.112	328.7	27.1
69	3/10/2010 19:00	1900	-8.23	63.28	3.717	159	-42.63	-3.083	-6.614	-7.44	0.117	0.116	328.7	27.1
69	3/10/2010 20:00	2000	-9.14	66.56	2.641	147.1	-55.58	-7.89	-6.6	-7.78	0.117	0.115	328.8	27.2
69	3/10/2010 21:00	2100	-9.46	68.79	2.815	150.1	-58.91	-10.62	-6.625	-8.14	0.117	0.114	328.8	27.2
69	3/10/2010 22:00	2200	-9.65	68.54	2.872	151.1	-57.52	-11.57	-6.69	-8.41	0.116	0.115	328.7	27.1
69	3/10/2010 23:00	2300	-9.46	62.84	2.711	127.8	-49.4	-11.69	-6.768	-8.6	0.116	0.115	328.7	27.1
69	3/11/2010 0:00	2400	-9.07	57.76	3.122	120	-39.38	-11.42	-6.848	-8.74	0.116	0.116	328.7	27.1
70	3/11/2010 1:00	100	-8.75	56.99	3.947	114.1	-28.19	-9.51	-6.923	-8.77	0.116	0.116	328.7	27.1
70	3/11/2010 2:00	200	-8.37	55.97	5.249	127	-21.57	-7.86	-6.984	-8.71	0.115	0.115	328.7	27.1
70	3/11/2010 3:00	300	-8.36	57.33	6.235	126.1	-20.94	-6.768	-7.03	-8.65	0.115	0.115	328.7	27.1
70	3/11/2010 4:00	400	-8.08	55.78	6.489	128.5	-24.41	-6.199	-7.06	-8.61	0.115	0.114	328.6	27
70	3/11/2010 5:00	500	-8.24	54.63	5.912	110.3	-29.96	-6.329	-7.08	-8.59	0.115	0.114	328.6	27
70	3/11/2010 6:00	600	-8.27	54.61	4.403	100.4	-26.75	-6.102	-7.1	-8.6	0.115	0.115	328.6	27
70	3/11/2010 7:00	700	-8.59	54.35	4.026	103.5	-40.76	-6.939	-7.12	-8.64	0.115	0.115	328.6	27
70	3/11/2010 8:00	800	-8.71	54.67	3.431	105.9	-33.31	-8.09	-7.14	-8.75	0.115	0.114	328.6	27
70	3/11/2010 9:00	900	-8.51	56.28	3.089	104.5	-31.07	-7.51	-7.17	-8.79	0.115	0.115	328.5	26.9
70	3/11/2010 10:00	1000	-7.34	50.82	2.539	97.2	-12.41	-5.576	-7.2	-8.75	0.115	0.111	328.5	26.9
70	3/11/2010 11:00	1100	-6.859	52.85	2.754	153.6	13.63	-0.584	-7.21	-8.48	0.115	0.111	328.5	26.9
70	3/11/2010 12:00	1200	-6.127	57.11	3.632	144.8	18.83	5.708	-7.18	-7.98	0.115	0.11	328.5	26.9
70	3/11/2010 13:00	1300	-5.037	56.46	3.71	148.6	39.09	9.96	-7.1	-7.49	0.115	0.111	328.4	26.8
70	3/11/2010 14:00	1400	-4.779	58.72	5.074	150.8	46.7	12.8	-6.978	-7.02	0.115	0.112	328.4	26.8
70	3/11/2010 15:00	1500	-4.784	60.23	5.866	144.8	9.95	9.64	-6.839	-6.812	0.116	0.112	328.5	26.9
70	3/11/2010 16:00	1600	-3.734	57.55	6.596	155	42.06	9.93	-6.703	-6.656	0.116	0.109	328.3	26.7
70	3/11/2010 17:00	1700	-3.671	57.36	7.01	160.8	17.66	9.37	-6.565	-6.481	0.117	0.108	328.4	26.8
70	3/11/2010 18:00	1800	-3.446	57.17	6.595	161.4	3.286	6.259	-6.432	-6.49	0.117	0.107	328.3	26.7
70	3/11/2010 19:00	1900	-3.608	56.98	6.182	161.7	-27.4	3.594	-6.339	-6.557	0.118	0.107	328.3	26.7
70	3/11/2010 20:00	2000	-4.763	62.41	3.831	154.7	-56.26	-0.659	-6.289	-6.776	0.118	0.11	328.4	26.8
70	3/11/2010 21:00	2100	-5.518	66.83	3.758	156	-60.01	-4.408	-6.285	-7.08	0.118	0.108	328.4	26.8
70	3/11/2010 22:00	2200	-6.008	69.1	2.635	153.6	-58.34	-6.322	-6.317	-7.35	0.118	0.108	328.4	26.8
70	3/11/2010 23:00	2300	-6.353	69.9	1.069	140.5	-51.12	-8.42	-6.37	-7.62	0.117	0.106	328.4	26.8
70	3/12/2010 0:00	2400	-6.797	71.5	2.19	117	-50.35	-10.18	-6.441	-7.91	0.117	0.107	328.4	26.8
71	3/12/2010 1:00	100	-6.679	71.4	1.687	124.6	-48.83	-10.18	-6.527	-8.11	0.117	0.107	328.4	26.8
71	3/12/2010 2:00	200	-6.749	71.2	1.092	113.5	-39.25	-10.88	-6.616	-8.31	0.117	0.105	328.4	26.8
71	3/12/2010 3:00	300	-6.287	70.3	0.849	210.6	-21.02	-10.38	-6.701	-8.46	0.116	0.109	328.3	26.7
71	3/12/2010 4:00	400	-6.462	73.6	0.712	130.8	-17.36	-8.54	-6.785	-8.49	0.116	0.106	328.3	26.7
71	3/12/2010 5:00	500	-5.795	72.8	1.777	152.3	-4.832	-6.092	-6.855	-8.43	0.116	0.11	328.3	26.7
71	3/12/2010 6:00	600	-5.858	77.1	1.239	175.1	-4.702	-2.833	-6.904	-8.25	0.115	0.109	328.4	26.8
71	3/12/2010 7:00	700	-6.471	85.7	2.648	219.8	-5.515	-1.837	-6.919	-8.09	0.115	0.109	328.6	27
71	3/12/2010 8:00	800	-7.49	78.9	7.42	234.8	-29.44	-1.57	-6.916	-7.99	0.115	0.11	328.7	27.1
71	3/12/2010 9:00	900	-8.17	62.31	7.11	246.8	-34.22	-4.058	-6.909	-8.05	0.116	0.107	328.7	27.1
71	3/12/2010 10:00	1000	-8.37	48.19	9.23	235.3	-26.37	-4.803	-6.924	-8.14	0.116	0.108	328.6	27
71	3/12/2010 11:00	1100	-8.09	38.28	8.88	237.3	-13.89	-3.59	-6.963	-8.14	0.115	0.108	328.5	26.9
71	3/12/2010 12:00	1200	-7.88	39.58	7.17	242.8	-7.68	-1.252	-6.998	-8.01	0.116	0.109	328.7	27.1
71	3/12/2010 13:00	1300	-7.57	42.02	6.996	231.3	14.24	0.039	-7.01	-7.89	0.116	0.11	328.5	26.9
71	3/12/2010 14:00	1400	-7.28	45.32	7.16	239.6	27.25	1.723	-7	-7.72	0.115	0.109	328.6	27
71	3/12/2010 15:00	1500	-7.06	45.43	6.18	234.7	20.19	3.041	-6.972	-7.53	0.115	0.109	328.6	27
71	3/12/2010 16:00	1600	-6.458	36.88	6.57	225.4	21.33	3.869	-6.921	-7.37	0.116	0.108	328.5	26.9
71	3/12/2010 17:00	1700	-6.363	32.4	6.313	219.1	2.676	2.52	-6.864	-7.31	0.116	0.109	328.6	27
71	3/12/2010 18:00	1800	-6.61	32.74	5.081	207.5	-17.59	-0.828	-6.815	-7.43	0.116	0.11	328.6	27
71	3/12/2010 19:00	1900	-7.41	37.48	4.635	183.4	-38.38	-4.614	-6.796	-7.65	0.116	0.11	328.5	26.9
71	3/12/2010 20:00	2000	-7.83	40.63	3.659	181.6	-34.86	-6.787	-6.806	-7.9	0.116	0.111	328.6	27
71	3/12/2010 21:00	2100	-8.65	46.08	3.054	178	-56.92	-8.7	-6.84	-8.13	0.116	0.111	328.6	27
71	3/12/2010 22:00	2200	-10.14	57.97	1.73	150.8	-53.52	-11.51	-6.893	-8.45	0.116	0.108	328.6	27
71	3/12/2010 23:00	2300	-11.56	64.6	1.037	85.8	-41.91	-12.69	-6.965	-8.75	0.115	0.108	328.6	27
71	3/13/2010 0:00	2400	-12.27	66.31	1.243	67.2	-53.14	-14.78	-7.05	-9.05	0.115	0.108	328.6	27
72	3/13/2010 1:00	100	-13.27	67.5	1.652	30.86	-50.3	-16.91	-7.15	-9.42	0.115	0.108	328.6	27
72	3/13/2010 2:00	200	-13.55	70.3	1.377	35.34	-45.21	-17.63	-7.27	-9.72	0.115	0.11	328.6	27
72	3/13/2010 3:00	300	-11.08	67.68	0.763	81.1	-25.25	-16.83	-7.4	-9.93	0.114	0.112	328.6	27
72	3/13/2010 4:00	400	-9.72	67.58	0.777	7.68	-2.354	-12.79	-7.52	-9.92	0.114	0.114	328.5	26.9
72	3/13/2010 5:00	500	-9.21	69.57	1.18	130.3	-23.95	-8.27	-7.61	-9.69	0.113	0.114	328.5	26.9
72	3/13/2010 6:00	600	-9.48	74.5	1.349	123.7	-24.74	-9.02	-7.66	-9.63	0.113	0.112	328.5	26.9
72	3/13/2010 7:00	700	-9.03	75.6	1.287	144.1	-6.228	-7.7	-7.68	-9.59	0.113	0.112	328.6	27
72	3/13/2010 8:00	800	-8.93	84.9	1.182	134.9	-6.04	-5.146	-7.7	-9.42	0.113	0.112	328.8	27.2
72	3/13/2010 9:00	900	-8.92	85.7	1.471	98.3	-17.63	-4.04	-7.7	-9.26	0.113	0.106	328.9	27.3
72	3/13/2010 10:00	1000	-8.19	71	2.09	132.5	-42.14	-4.291	-7.69	-9.18	0.113	0.105	328.8	27.2
72	3/13/2010 11:00	1100	-7.18	61.87	2.857	145.6	-24.17	-3.853	-7.67	-9.13	0.113	0.105	328.8	27.2
72	3/13/2010 12:00	1200	-6.55	56.18	5.735	164.9	-4.397	-0.748	-7.65	-8.91	0.113	0.111	328.8	27.2
72	3/13/2010 13:00	1300	-5.843	50.76	5.696	165.5	24.11	2.133	-7.61	-8.62	0.113	0.111	328.8	27.2
72	3/13/2010 14:00	1400	-5.183	42.53	6.046	164.1	31.13	4.69	-7.53	-8.28	0.113	0.109	328.7	27.1
72	3/13/2010 15:00	1500	-4.979	43.5	6.409	164	28.03	6.221	-7.44	-7.97	0.114	0.111	328.7	27.1
72	3/13/2010 16:00	1600	-4.336	42.29	5.804	163.6	27	6.546	-7.33	-7.74	0.114	0.111	328.7	27.1
72	3/13/2010 17:00	1700	-4.092	41.48	6.607	174.4	17.23	6.555	-7.22	-7.54	0.114	0.112	328.6	27
72	3/13/2010 18:00	1800	-4.286	40.35	6.286	171.8	0.125	4.266	-7.13	-7.48	0.115	0.112	328.7	27.1
72	3/13/2010 19:00	1900	-4.656	42.6	6.719	165.3	-10.09	1.665	-7.06	-7.53	0.115	0.112	328.7	27.1
72	3/13/2010 20:00	2000	-5.134	44.69	4.649	155.3	-27.6	-0.483	-7.02	-7.64	0.115	0.113	328.7	27.1
72	3/13/2010 21:00	2100	-5.373	46.87	3.622	154.6	-33.6	-2.696	-7	-7.79	0.115	0.113	328.7	27.1
72	3/13/2010 22:00	2200	-5.462	52.99	3.61	151.6	-25.88	-3.569	-7.01	-7.93	0.115	0.112	328.7	27.1
72	3/13/2010 23:00	2300	-5.783	61.87	5.304	162.5	-13.21	-2.779	-7.03	-7.97	0.115	0.114	328.6	27
72	3/14/2010 0:00	2400	-5.868	66.88	4.475	162.6	-23.49	-1.408	-7.04	-7.91	0.115	0.112	328.6	27
73	3/14/2010 1:00	100	-5.977	69.19	4.113	156.6	-20.69	-2.415	-7.04	-7.94	0.115	0.113	328.7	27.1
73	3/14/2010 2:00	200	-5.57	71	5.054	155.4	-7.28	-0.846	-7.04	-7.9	0.115	0.114	328.6	27
73	3/14/2010 3:00	300	-5.095	68.44	5.162	154.7	-25.38	0.021	-7.04	-7.81	0.115	0.113	328.6	27
73	3/14/2010 4:00	400	-5.231	67.81	2.931	121.4	-52.33	-1.671	-7.02	-7.82	0.115	0.112	328.6	27
73	3/14/2010 5:00	500	-5.861	71.2	2.469	134	-54.65	-5.119	-7.01	-8.02	0.115	0.113	328.6	27
73	3/14/2010 6:00	600	-5.567	69.71	1.862	144.6	-53.23	-6.803	-7.03	-8.22	0.115	0.114	328.7	27.1
73	3/14/2010 7:00	700	-5.425	69.95	2.69	147.1	-49.06	-7.12	-7.06	-8.39	0.115	0.113	328.6	27
73	3/14/2010 8:00	800	-5.202	69.81	2.239	114.4	-43.24	-6.014	-7.1	-8.44	0.115	0.112	328.6	27
73	3/14/2010 9:00	900	-5.131	69.86	3.142	139.6	-28.36	-4.635	-7.13	-8.43	0.115	0.113	328.6	27
73	3/14/2010 10:00	1000	-4.486	67.79	3.593	117.8	-7.42	-1.094	-7.15	-8.27	0.115	0.112	328.6	27
73	3/14/2010 11:00	1100	-3.796	64.94	3.362	136.6	6.793	2.551	-7.14	-7.97	0.115	0.112	328.6	27
73	3/14/2010 12:00	1200	-2.479	60.08	3.2	141.9	42.36	7.42	-7.08	-7.56	0.115	0.109	328.6	27
73	3/14/2010 13:00	1300	-1.385	58.27	4.853	157.5	87.6	17.54	-6.976	-6.826	0.115	0.11	328.5	26.9
73	3/14/2010 14:00	1400	-1.148	58.88	4.869	161.2	75.3	20.19	-6.795	-6.167	0.116	0.11	328.5	26.9
73	3/14/2010 15:00	1500	-0.945	59.78	4.894	140.7	57.04	19.95	-6.575	-5.741	0.116	0.112	328.6	27
73	3/14/2010 16:00	1600	-0.849	60.91	5.269	138.6	33.62	17.95	-6.36	-5.491	0.117	0.112	328.5	26.9
73	3/14/2010 17:00	1700	-0.563	60.96	4.607	154.4	23.2	14.52	-6.179	-5.411	0.118	0.112	328.6	27
73	3/14/2010 18:00	1800	-0.413	62.07	6.502	162.5	-1.991	13.09	-6.043	-5.339	0.119	0.113	328.6	27
73	3/14/2010 19:00	1900	-0.394	62.14	4.362	159.5	-4.146	10.35	-5.93	-5.362	0.119	0.113	328.6	27
73	3/14/2010 20:00	2000	-0.959	65.55	3.122	155.8	-25.54	6.756	-5.847	-5.468	0.119	0.112	328.6	27
73	3/14/2010 21:00	2100	-1.217	68.24	4.417	161.2	-35.86	4.552	-5.802	-5.62	0.12	0.113	328.6	27

Faro Meteorological Data
January 01 - December 31, 2010

Faro Climate Station - 2010 data
Note: Cumulative precipitation is calculated in column 'V', while raw instrument numbers are seen in column 'U'. -0.1

Julian Day	Date	Hr	Tair	RH %	WindV	WindD	NetRad	SoilHF	SoilT2	SoilT3	Soil W	SnoD	Precip	Precip (rev)
73	3/14/2010 22:00	2200	-1.434	69.98	1.409	162	-25.4	2.399	-5.782	-5.762	0.12	0.112	328.6	27
73	3/14/2010 23:00	2300	-1.213	69.21	1.678	76.1	-15.37	1.051	-5.781	-5.922	0.12	0.113	328.6	27
73	3/15/2010 0:00	2400	-1.319	70.7	1.194	119.7	-4.51	1.897	-5.798	-5.958	0.12	0.112	328.6	27
74	3/15/2010 1:00	100	-1.64	79	1.488	150.9	-1.937	2.799	-5.812	-5.945	0.12	0.113	328.7	27.1
74	3/15/2010 2:00	200	-2.444	91.8	1.688	130.5	-8.99	3.162	-5.817	-5.909	0.12	0.113	328.8	27.2
74	3/15/2010 3:00	300	-2.674	92	0.645	133.7	-13.22	2.127	-5.812	-5.928	0.119	0.112	328.9	27.3
74	3/15/2010 4:00	400	-3.124	92.4	0.188	86.5	-15.58	0.272	-5.811	-6.043	0.12	0.114	328.9	27.3
74	3/15/2010 5:00	500	-3.629	91.8	0.722	132.3	-24.6	-2.591	-5.827	-6.245	0.12	0.109	328.9	27.3
74	3/15/2010 6:00	600	-3.286	89.7	0.51	96.5	-5.081	-2.849	-5.865	-6.419	0.119	0.112	328.9	27.3
74	3/15/2010 7:00	700	-2.929	84.2	0.429	98.6	-15.58	-1.433	-5.911	-6.434	0.119	0.109	328.9	27.3
74	3/15/2010 8:00	800	-3.463	82.7	0.753	154.6	-23.1	-2.617	-5.947	-6.518	0.119	0.11	328.9	27.3
74	3/15/2010 9:00	900	-4.477	80.7	0.449	68.83	-40.21	-5.28	-5.985	-6.697	0.119	0.106	328.9	27.3
74	3/15/2010 10:00	1000	-1.623	60.55	0.554	323.3	-34.5	-7.33	-6.035	-6.968	0.119	0.094	328.9	27.3
74	3/15/2010 11:00	1100	1.285	46.26	0.506	276.5	-15.08	-3.566	-6.102	-6.976	0.118	0.107	328.9	27.3
74	3/15/2010 12:00	1200	-0.893	48.45	1.413	273.1	-2.476	0.669	-6.146	-6.782	0.118	0.107	328.7	27.1
74	3/15/2010 13:00	1300	-0.496	44.42	4.515	225	48.75	6.64	-6.133	-6.444	0.118	0.111	328.8	27.2
74	3/15/2010 14:00	1400	-0.017	44.61	4.033	236.3	80	16.37	-6.05	-5.745	0.118	0.112	328.7	27.1
74	3/15/2010 15:00	1500	0.203	39.31	4.54	225.2	63.39	15.39	-5.881	-5.3	0.119	0.109	328.7	27.1
74	3/15/2010 16:00	1600	0.162	40.29	3.232	230.8	26.88	13.34	-5.699	-5.094	0.12	0.108	328.7	27.1
74	3/15/2010 17:00	1700	0.9	39.67	3.727	221.1	38.96	11.85	-5.536	-5.015	0.12	0.108	328.6	27
74	3/15/2010 18:00	1800	0.751	40.67	4.265	229.2	4.879	10.21	-5.394	-4.931	0.121	0.108	328.6	27
74	3/15/2010 19:00	1900	-0.221	45.11	4.197	228.2	-34.31	5.949	-5.278	-5.019	0.122	0.11	328.7	27.1
74	3/15/2010 20:00	2000	-1.323	49.69	2.78	201.6	-45.62	1.117	-5.224	-5.266	0.122	0.11	328.8	27.2
74	3/15/2010 21:00	2100	-3.029	54.64	1.076	157.5	-47.71	-3.927	-5.238	-5.616	0.122	0.112	328.8	27.2
74	3/15/2010 22:00	2200	-4.001	56.86	1.398	102.5	-43.33	-7.98	-5.302	-6.038	0.122	0.113	328.7	27.1
74	3/15/2010 23:00	2300	-3.367	54.05	0.993	105.5	-24.69	-7.8	-5.404	-6.321	0.122	0.109	328.7	27.1
74	3/16/2010 0:00	2400	-3.229	53.51	1.116	183.5	-40.03	-7.86	-5.514	-6.496	0.121	0.1	328.7	27.1
75	3/16/2010 1:00	100	-6.059	62.53	1.634	38.99	-47.8	-11.01	-5.621	-6.805	0.121	0.106	328.7	27.1
75	3/16/2010 2:00	200	-7.43	66.76	1.999	36.47	-46.73	-11.69	-5.737	-7.09	0.12	0.111	328.7	27.1
75	3/16/2010 3:00	300	-7.28	67.73	1.923	35.1	-42.09	-12	-5.862	-7.33	0.12	0.108	328.7	27.1
75	3/16/2010 4:00	400	-7.47	69.77	2.397	29.57	-48.19	-11.56	-5.985	-7.51	0.119	0.108	328.7	27.1
75	3/16/2010 5:00	500	-7.8	71.9	2.196	25.62	-49.23	-11.47	-6.097	-7.66	0.119	0.11	328.7	27.1
75	3/16/2010 6:00	600	-8.43	74.7	1.87	23.86	-45.86	-12.58	-6.202	-7.86	0.119	0.109	328.7	27.1
75	3/16/2010 7:00	700	-8.73	75.8	1.94	17.99	-47.46	-12.79	-6.308	-8.05	0.118	0.108	328.7	27.1
75	3/16/2010 8:00	800	-8.81	76.9	1.657	19.48	-45.54	-13.47	-6.415	-8.24	0.118	0.107	328.7	27.1
75	3/16/2010 9:00	900	-8.95	77.9	1.45	20.73	-40.99	-14.06	-6.522	-8.44	0.118	0.11	328.7	27.1
75	3/16/2010 10:00	1000	-5.735	65.79	1.08	29.4	-23.9	-11.23	-6.628	-8.51	0.117	0.091	328.7	27.1
75	3/16/2010 11:00	1100	-2.118	52.76	0.219	121.7	3.257	-5.281	-6.709	-8.3	0.117	0.097	328.6	27
75	3/16/2010 12:00	1200	-1.094	51.1	1.32	107.3	26.48	1.459	-6.737	-7.88	0.117	0.103	328.6	27
75	3/16/2010 13:00	1300	-0.37	51.77	1.131	99.4	43.99	7.63	-6.679	-7.31	0.117	0.098	328.6	27
75	3/16/2010 14:00	1400	1.519	45.39	1.442	44.12	59.43	13.61	-6.556	-6.665	0.117	0.106	328.6	27
75	3/16/2010 15:00	1500	0.542	47.15	1.124	63.98	35.94	15.12	-6.377	-6.114	0.118	0.106	328.6	27
75	3/16/2010 16:00	1600	-0.107	51.02	2.172	154.2	102.5	16.98	-6.181	-5.681	0.118	0.105	328.6	27
75	3/16/2010 17:00	1700	-0.106	50.27	2.311	114	38.7	17.56	-5.983	-5.223	0.119	0.108	328.6	27
75	3/16/2010 18:00	1800	-1.237	54.87	2.647	137.9	8.27	12.95	-5.792	-5.102	0.12	0.106	328.6	27
75	3/16/2010 19:00	1900	-1.478	54.27	1.544	132.9	-24.24	4.97	-5.647	-5.286	0.121	0.103	328.6	27
75	3/16/2010 20:00	2000	-3.342	59.55	1.555	92.8	-44.9	-2.661	-5.584	-5.708	0.121	0.109	328.7	27.1
75	3/16/2010 21:00	2100	-6.062	67.45	2.12	18.78	-53	-6.809	-5.613	-6.138	0.121	0.109	328.7	27.1
75	3/16/2010 22:00	2200	-6.876	71.3	2.021	26.61	-51.33	-9.1	-5.701	-6.499	0.12	0.11	328.7	27.1
75	3/16/2010 23:00	2300	-7.4	73.1	2.346	12.53	-52.85	-9.99	-5.814	-6.801	0.12	0.108	328.7	27.1
75	3/17/2010 0:00	2400	-7.87	74.3	1.239	2.894	-49.62	-11.55	-5.935	-7.09	0.12	0.114	328.7	27.1
76	3/17/2010 1:00	100	-8.55	75.3	1.329	8.01	-47.75	-13.41	-6.058	-7.43	0.119	0.107	328.7	27.1
76	3/17/2010 2:00	200	-8.65	76.4	1.376	355.5	-45.99	-15.16	-6.196	-7.76	0.119	0.11	328.6	27
76	3/17/2010 3:00	300	-7.87	74.1	2.08	12.87	-52.27	-13.53	-6.339	-7.99	0.118	0.11	328.6	27
76	3/17/2010 4:00	400	-8.6	77.1	1.534	335.4	-49.86	-13.47	-6.47	-8.13	0.118	0.111	328.6	27
76	3/17/2010 5:00	500	-8.61	75	1.886	4.784	-49.85	-13.45	-6.583	-8.31	0.117	0.11	328.6	27
76	3/17/2010 6:00	600	-8.98	76.5	1.052	10.79	-46.81	-13.8	-6.691	-8.48	0.117	0.108	328.6	27
76	3/17/2010 7:00	700	-9.33	79.8	1.478	7.39	-47.02	-15.24	-6.796	-8.71	0.116	0.111	328.6	27
76	3/17/2010 8:00	800	-9.07	81.2	1.138	92.9	-48.74	-13.98	-6.908	-8.85	0.116	0.105	328.6	27
76	3/17/2010 9:00	900	-9.36	82	1.455	19.25	-40.21	-15.18	-7.01	-9.04	0.116	0.11	328.6	27
76	3/17/2010 10:00	1000	-8.14	76.5	0.915	343.7	-19.33	-10.83	-7.11	-9.03	0.115	0.108	328.6	27
76	3/17/2010 11:00	1100	-7.1	72.6	0.56	305.9	6.026	-5.394	-7.18	-8.78	0.115	0.098	328.6	27
76	3/17/2010 12:00	1200	-3.26	57.02	0.11	160.5	18.67	-0.221	-7.19	-8.41	0.115	0.099	328.5	26.9
76	3/17/2010 13:00	1300	-4.399	62.02	0.563	237.7	35.91	3.489	-7.14	-8	0.115	0.105	328.5	26.9
76	3/17/2010 14:00	1400	-3.991	61.42	2.006	38.19	32.63	7.83	-7.05	-7.5	0.115	0.108	328.5	26.9
76	3/17/2010 15:00	1500	-3.738	59.88	2.566	39.58	33.82	10.13	-6.925	-7.05	0.116	0.106	328.6	27
76	3/17/2010 16:00	1600	-2.315	52.57	1.721	47.25	33.32	10.96	-6.766	-6.669	0.116	0.098	328.5	26.9
76	3/17/2010 17:00	1700	-0.982	44.27	0.667	282.9	29.86	10.46	-6.6	-6.388	0.117	0.107	328.5	26.9
76	3/17/2010 18:00	1800	-2.873	56.16	2.222	270.1	2.879	7.96	-6.447	-6.247	0.118	0.11	328.5	26.9
76	3/17/2010 19:00	1900	-4.634	62.86	2.529	282.6	-28.44	2.69	-6.324	-6.321	0.118	0.11	328.6	27
76	3/17/2010 20:00	2000	-5.532	63.45	1.425	0.661	-35.4	-2.159	-6.274	-6.567	0.118	0.107	328.6	27
76	3/17/2010 21:00	2100	-7.05	68.37	1.867	31.13	-35.27	-5.661	-6.292	-6.869	0.118	0.112	328.6	27
76	3/17/2010 22:00	2200	-7.71	71.2	1.981	23.09	-38.42	-7.33	-6.351	-7.13	0.118	0.11	328.6	27
76	3/17/2010 23:00	2300	-8.47	73.3	2.006	20.56	-41.2	-8.63	-6.428	-7.37	0.118	0.111	328.6	27
76	3/18/2010 0:00	2400	-9.26	74.8	1.985	21.2	-42.63	-9.97	-6.513	-7.62	0.117	0.11	328.6	27
77	3/18/2010 1:00	100	-10.32	77.1	1.52	17.17	-43.54	-11.34	-6.606	-7.87	0.117	0.112	328.6	27
77	3/18/2010 2:00	200	-11.16	79.6	1.114	30.03	-41.21	-13.48	-6.708	-8.18	0.117	0.11	328.6	27
77	3/18/2010 3:00	300	-12.06	82.4	1.148	11.75	-42.59	-15.45	-6.824	-8.51	0.116	0.109	328.6	27
77	3/18/2010 4:00	400	-12.05	81.3	1.412	10.46	-43.2	-16	-6.955	-8.81	0.116	0.109	328.6	27
77	3/18/2010 5:00	500	-11.65	82.5	1.015	32.62	-7.07	-14.68	-7.09	-9.01	0.116	0.112	328.5	26.9
77	3/18/2010 6:00	600	-10.19	81.3	0.708	25.83	-0.929	-9.45	-7.2	-8.91	0.115	0.111	328.5	26.9
77	3/18/2010 7:00	700	-9.74	81.6	0.33	87.7	-2.987	-6.882	-7.27	-8.75	0.115	0.11	328.5	26.9
77	3/18/2010 8:00	800	-9.51	82.2	0.458	118.3	-4.641	-5.812	-7.3	-8.65	0.115	0.111	328.5	26.9
77	3/18/2010 9:00	900	-9.22	81.9	0.412	38.91	-2.52	-4.954	-7.32	-8.56	0.115	0.11	328.5	26.9
77	3/18/2010 10:00	1000	-7.91	79	0.556	106.1	7.88	-2.894	-7.31	-8.43	0.115	0.11	328.5	26.9
77	3/18/2010 11:00	1100	-7.36	78.9	1.215	276.7	23.74	0.461	-7.29	-8.18	0.115	0.11	328.5	26.9
77	3/18/2010 12:00	1200	-6.722	73.9	1.359	274.4	38.11	4.511	-7.24	-7.82	0.115	0.11	328.5	26.9
77	3/18/2010 13:00	1300	-6.464	69.13	2.194	246.7	45.29	7.16	-7.15	-7.44	0.115	0.11	328.5	26.9
77	3/18/2010 14:00	1400	-6.044	64.26	3.01	247.9	63.93	9.57	-7.04	-7.07	0.115	0.109	328.5	26.9
77	3/18/2010 15:00	1500	-4.886	59.85	2.462	272.3	91.4	12.44	-6.901	-6.658	0.116	0.104	328.5	26.9
77	3/18/2010 16:00	1600	-4.499	59.06	2.653	283.1	46.48	14.37	-6.718	-6.201	0.117	0.11	328.5	26.9
77	3/18/2010 17:00	1700	-4.724	61.55	2.481	274.4	11.82	7.54	-6.494	-6.163	0.117	0.109	328.5	26.9
77	3/18/2010 18:00	1800	-4.5	61.36	2.594	263.4	12.7	5.153	-6.345	-6.233	0.118	0.11	328.5	26.9
77	3/18/2010 19:00	1900	-4.703	62.04	2.616	227.6	-4.983	3.904	-6.272	-6.235	0.118	0.111	328.5	26.9
77	3/18/2010 20:00	2000	-5.199	64.06	1.757	237.5	-31.22	0.396	-6.235	-6.375	0.118	0.109	328.5	26.9
77	3/18/2010 21:00	2100	-6.877	68.55	0.923	322.7	-52.07	-6.507	-6.245	-6.742	0.118	0.109	328.6	27
77	3/18/2010 22:00	2200	-9.16	75.3	1.993	26.57	-51.73	-11.54	-6.309	-7.28	0.118	0.108	328.6	27
77	3/18/2010 23:00	2300	-9.98	77.5	1.958	27.14	-49.58	-12.55	-6.427	-7.65	0.118	0.109	328.6	27
77	3/19/2010 0:00	2400	-10.36	78.8	1.999	27.85	-47.74	-13.53	-6.56	-7.98	0.117	0.112	328.6	27
78	3/19/2010 1:00	100	-10.49	78.6	2.088	23.98	-50.77	-13.79	-6.695	-8.25	0.117	0.111	328.6	27
78	3/19/2010 2:00	200	-11.2	79.7	1.913	19.71	-50.11	-14.42	-6.827	-8.51	0.116	0.11	328.6	27
78	3/19/2010 3:00	300	-12	80.8	1.038	21.1	-48.15	-15.64	-6.955	-8.79	0.116	0.108	328.5	26.9
78	3/19/2010 4:00	400	-12.5	82.1	1.07	7.74	-46.58	-17.47	-7.08	-9.12	0.115	0.106	328.5	26.9
78	3/19/2010 5:00	500	-12.94	82	1	3.089	-45.45	-18.33	-7.23	-9.44	0.115	0.105	328.5	26.9
78	3/19/2010 6:00	600	-13.09	84.7	0.695	27.27	-43.51	-19.07	-7.38	-9.72	0.114	0.112	328.5	26.9
78	3/19/2010 7:00	700	-12.97	83.4	0.99	348.4	-44.12	-19.5	-7.53	-10	0.114	0.105	328.5	26.9
78	3/19/2010 8:00	800	-13.12	82.8	0.97	353.1	-41.95	-19.37	-7.68	-10.23	0.113	0.109	328.5	26.9
78	3/19/2010 9:00	900	-12.56	81.5	1.168	8.53	-28.06	-17.65	-7.82	-10.37	0.113	0.111	328.5	26.9
78	3/19/2010 10:00	1000	-11.12	78.2	1.024	359.9	-7.58	-12.77	-7.94	-10.28	0.112	0.106	328.5	26.9
78	3/19/2010 11:00	1100	-9.71	74.5	1.058	114.7	12.13	-7.17	-8.02	-9.99	0.112	0.109	328.4	26.8
78	3/19/2010 12:00	1200	-9	77.7	1.75	131.6	19.37	-1.816	-8.03	-9.57	0.112	0.111	328.4	26.8
78	3/19/2010 13:00	1300	-7.52	72.5	1.357	116.5	33.43	2.263	-7.99	-9.09	0.112	0.108	328.4	26.8
78	3/19/2010 14:00	1400	-6.398	68.03	0.864	142.5	34.66	5.405	-7.89	-8.62	0.112	0.11	328.4	26.8
78	3/19/2010 15:00	1500	-5.702	69.43	1.188	109.9	38.56	7.41	-7.77	-8.2	0.113	0.11	328.5	26.9
78	3/19/2010 16:00	1600	-4.016	68.81	0.965	71.8	41.23	9.34	-7.64	-7.79	0.113	0.106	328.5	26.9
78	3/19/2010 17:00	1700	-3.586	72.4	0.19	146.3	-10.89	9.08	-7.49	-7.47	0.114	0.111	328.8	27.2
78	3/19/2010 18:00	1800	-6.194	89.6	1.095	168.2	-23.22	6.586	-7.36	-7.32	0.114	0.115	329.1	27.5
78	3/19/2010 19:00	1900	-6.335	91.2	1.494	132.4	-16.34	4.243	-7.26	-7.28	0.115	0.118	329.5	27.9
78	3/19/2010 20:00	2000	-7.12	92.5	1.348	152.3	-5.49	2.279	-7.18	-7.3	0.115	0.104	329.8	28.2
78	3/19/2010 21:00	2100	-7.37	92.9	0.924	137.8	-1.39	0.854	-7.13	-7.35	0.115	0.13	330.3	28.7
78	3/19/2010 22:00	2200	-7.52	93	0.083	169.4	-0.078	0.262	-7.1	-7.39	0.115	0.134	330.8	29.2
78	3/19/2010 23:00	2300	-7.79	92.9	0.081	89.1	0.511	-0.18	-7.08	-7.42	0.115	0.138	331.1	29.5
78	3/20/2010 0:00	2400	-8.06	92.9	0.329	77.1	-0.466	-0.707	-7.07	-7.46	0.115	0.139	331.4	29.8
79	3/20/2010 1:00	100	-7.9	93	0.43	202.7	0.291	-0.838	-7.06	-7.49	0.115	0.151	331.8	30.2
79	3/20/2010 2:00	200	-7.93	92.9	0.058	288.6	0.626	-0.645	-7.05	-7.49	0.115	0.171	332.1	30.5

Faro Meteorological Data
January 01 - December 31, 2010

Faro Climate Station - 2010 data
Note: Cumulative precipitation is calculated in column 'V', while raw instrument numbers are seen in column 'U'. -0.1

Julian Day	Date	Hr	Tair	RH %	WindV	WindD	NetRad	SoilHF	SoilT2	SoilT3	Soil W	SnoD	Precip	Precip (rev)
79	3/20/2010 3:00	300	-7.69	93.1	0.242	61.67	-0.602	-0.645	-7.05	-7.48	0.115	0.181	332.4	30.8
79	3/20/2010 4:00	400	-7.71	93	0.388	303	1.099	-0.64	-7.04	-7.47	0.115	0.194	332.8	31.2
79	3/20/2010 5:00	500	-8.41	92.8	1.785	289.9	3.468	-0.519	-7.03	-7.46	0.115	0.192	332.9	31.3
79	3/20/2010 6:00	600	-8.35	92.6	3.167	299.6	-2.459	-0.645	-7.02	-7.46	0.115	0.212	333	31.4
79	3/20/2010 7:00	700	-8.76	91.9	3.302	296.2	-0.333	-0.645	-7.01	-7.45	0.115	0.214	333	31.4
79	3/20/2010 8:00	800	-10.04	91.1	2.059	319.5	4.513	-0.747	-7	-7.45	0.115	0.213	333	31.4
79	3/20/2010 9:00	900	-10.9	89.4	1.356	325.6	-11.68	-1.083	-6.995	-7.46	0.115	0.209	333.1	31.5
79	3/20/2010 10:00	1000	-9.61	87.4	1.938	319.4	-17.32	-1.225	-6.989	-7.47	0.115	0.208	333.1	31.5
79	3/20/2010 11:00	1100	-9.18	84.7	2.152	296.1	-20.72	-0.37	-6.984	-7.44	0.115	0.205	333	31.4
79	3/20/2010 12:00	1200	-8.57	81.5	1.464	322.5	-56.88	0.651	-6.974	-7.37	0.115	0.204	333	31.4
79	3/20/2010 13:00	1300	-7.42	72.9	1.441	52.54	-73.2	1.224	-6.955	-7.28	0.116	0.2	333	31.4
79	3/20/2010 14:00	1400	-7.91	67.59	2.159	15.71	-67.66	2.436	-6.927	-7.17	0.116	0.205	333	31.4
79	3/20/2010 15:00	1500	-8.77	63.32	3.227	16.69	-77.8	2.898	-6.883	-7.06	0.116	0.205	332.9	31.3
79	3/20/2010 16:00	1600	-9.3	56.94	4.669	17.12	-22.1	2.955	-6.829	-6.97	0.116	0.202	332.9	31.3
79	3/20/2010 17:00	1700	-9.55	52.38	4.596	19.62	-16.22	2.468	-6.771	-6.919	0.116	0.2	332.9	31.3
79	3/20/2010 18:00	1800	-10.07	52.28	5.231	31.16	-29.17	1.394	-6.714	-6.922	0.116	0.195	332.8	31.2
79	3/20/2010 19:00	1900	-11.33	51.23	5.92	32.7	-44.07	-0.4	-6.672	-6.992	0.116	0.172	332.8	31.2
79	3/20/2010 20:00	2000	-13.23	50.33	5.369	34.76	-54.79	-1.991	-6.655	-7.13	0.116	0.177	332.9	31.3
79	3/20/2010 21:00	2100	-14.83	49.98	4.515	37.8	-59.01	-3.321	-6.653	-7.27	0.116	0.176	332.9	31.3
79	3/20/2010 22:00	2200	-15.6	47.53	2.127	16.07	-49.17	-4.191	-6.659	-7.41	0.116	0.177	332.8	31.2
79	3/20/2010 23:00	2300	-16.86	50.1	1.85	47.14	-41	-4.399	-6.674	-7.52	0.116	0.168	332.8	31.2
79	3/21/2010 0:00	2400	-17.54	52.41	1.934	28.97	-41.16	-4.783	-6.698	-7.61	0.116	0.175	332.8	31.2
80	3/21/2010 1:00	100	-18.01	55.33	1.192	37.4	-30.76	-5.127	-6.73	-7.69	0.116	0.165	332.8	31.2
80	3/21/2010 2:00	200	-18.97	59.35	1.449	6.316	-27.9	-5.601	-6.767	-7.78	0.116	0.172	332.8	31.2
80	3/21/2010 3:00	300	-19.61	61.14	1.316	359	-29.96	-6.052	-6.808	-7.88	0.116	0.16	332.8	31.2
80	3/21/2010 4:00	400	-21.19	66.61	0.901	18.02	-22.48	-6.316	-6.854	-7.97	0.116	0.168	332.8	31.2
80	3/21/2010 5:00	500	-21.84	65.03	1.36	20.92	-25.8	-6.761	-6.901	-8.06	0.116	0.168	332.7	31.1
80	3/21/2010 6:00	600	-23.2	69.59	0.876	16.64	-21.43	-6.989	-6.95	-8.15	0.116	0.168	332.7	31.1
80	3/21/2010 7:00	700	-22.49	66.02	1.417	15.53	-26.15	-7.29	-7	-8.24	0.116	0.172	332.7	31.1
80	3/21/2010 8:00	800	-23.25	65.36	1.478	21.12	-24.96	-7.45	-7.05	-8.33	0.115	0.166	332.7	31.1
80	3/21/2010 9:00	900	-23.81	66.42	0.73	27.32	-20.97	-7.35	-7.11	-8.4	0.115	0.161	332.7	31.1
80	3/21/2010 10:00	1000	-17.96	47.39	0.449	30.41	-21.77	-6.826	-7.15	-8.44	0.115	0.148	332.7	31.1
80	3/21/2010 11:00	1100	-14.12	36.83	0.143	116.7	-13.31	-5.156	-7.2	-8.4	0.115	0.154	332.6	31
80	3/21/2010 12:00	1200	-11.97	32.51	0.501	52.74	0.399	-2.87	-7.23	-8.28	0.115	0.149	332.6	31
80	3/21/2010 13:00	1300	-8.18	26.35	0.316	118.8	13.79	-0.501	-7.25	-8.09	0.115	0.159	332.6	31
80	3/21/2010 14:00	1400	-11.7	36.92	1.426	150.4	18.38	1.313	-7.24	-7.87	0.115	0.165	332.5	30.9
80	3/21/2010 15:00	1500	-12.36	42.2	2.327	163.3	17.09	2.529	-7.22	-7.67	0.115	0.165	332.5	30.9
80	3/21/2010 16:00	1600	-10.23	36.16	1.246	175.4	12.74	2.794	-7.17	-7.51	0.115	0.149	332.5	30.9
80	3/21/2010 17:00	1700	-6.54	27.13	0.631	81.4	2.869	2.437	-7.11	-7.4	0.115	0.152	332.4	30.8
80	3/21/2010 18:00	1800	-6.759	26.22	0.892	72.4	-8.38	1.348	-7.04	-7.37	0.115	0.157	332.4	30.8
80	3/21/2010 19:00	1900	-9.99	31.18	2.606	76.6	-30.49	-0.206	-6.988	-7.42	0.115	0.161	332.5	30.9
80	3/21/2010 20:00	2000	-14.4	44.13	2.759	37.48	-46.33	-1.896	-6.95	-7.51	0.116	0.167	332.5	30.9
80	3/21/2010 21:00	2100	-16.4	48.91	3.046	26.23	-53.4	-3.549	-6.933	-7.65	0.116	0.168	332.6	31
80	3/21/2010 22:00	2200	-17.88	52.08	2.821	19.96	-50.04	-4.705	-6.935	-7.79	0.116	0.166	332.6	31
80	3/21/2010 23:00	2300	-18.58	53.8	1.341	17.73	-35.05	-5.409	-6.954	-7.92	0.116	0.157	332.6	31
80	3/22/2010 0:00	2400	-19.48	57.5	1.428	2.109	-29.85	-6.3	-6.982	-8.05	0.115	0.16	332.6	31
81	3/22/2010 1:00	100	-19.94	59.71	1.323	5.611	-34.37	-7.11	-7.02	-8.2	0.116	0.157	332.5	30.9
81	3/22/2010 2:00	200	-20.71	63.68	0.726	24.39	-25.9	-7.43	-7.06	-8.31	0.115	0.152	332.5	30.9
81	3/22/2010 3:00	300	-20.59	62.6	1.367	2.411	-27.47	-7.95	-7.11	-8.43	0.115	0.161	332.5	30.9
81	3/22/2010 4:00	400	-20.96	63.35	1.74	14.58	-32.9	-8.17	-7.17	-8.54	0.115	0.162	332.5	30.9
81	3/22/2010 5:00	500	-20.77	62.99	1.011	345.3	-29.84	-8.03	-7.22	-8.62	0.115	0.15	332.5	30.9
81	3/22/2010 6:00	600	-20.83	66.37	0.818	3.5	-23.71	-8.09	-7.28	-8.69	0.115	0.158	332.5	30.9
81	3/22/2010 7:00	700	-21.04	68.26	1.164	358.5	-29.38	-8.52	-7.33	-8.78	0.115	0.156	332.5	30.9
81	3/22/2010 8:00	800	-21.34	70.7	1.05	2.798	-27.68	-8.6	-7.38	-8.86	0.114	0.16	332.5	30.9
81	3/22/2010 9:00	900	-20.9	68.74	0.578	357.9	-25.5	-8.48	-7.43	-8.93	0.114	0.149	332.5	30.9
81	3/22/2010 10:00	1000	-17.15	56.32	0.434	204.5	-23.19	-7.53	-7.48	-8.95	0.114	0.147	332.4	30.8
81	3/22/2010 11:00	1100	-12.55	41.46	0.225	33.46	-11.15	-5.389	-7.52	-8.87	0.114	0.142	332.4	30.8
81	3/22/2010 12:00	1200	-8.42	32.52	0.292	42.31	2.558	-2.724	-7.55	-8.7	0.114	0.144	332.3	30.7
81	3/22/2010 13:00	1300	-9.7	40.6	1.268	152.1	15.19	-0.055	-7.55	-8.46	0.114	0.159	332.3	30.7
81	3/22/2010 14:00	1400	-11.13	49.32	2.422	165.3	21.15	1.918	-7.54	-8.2	0.114	0.158	332.3	30.7
81	3/22/2010 15:00	1500	-9.77	45.16	1.852	159.8	22.42	3.196	-7.5	-7.96	0.114	0.157	332.3	30.7
81	3/22/2010 16:00	1600	-9.36	43.46	1.891	177.9	17.18	3.654	-7.43	-7.76	0.114	0.155	332.2	30.6
81	3/22/2010 17:00	1700	-9.28	43.26	2.104	167.6	1.148	3.157	-7.35	-7.63	0.114	0.156	332.2	30.6
81	3/22/2010 18:00	1800	-7.99	38.6	1.072	154.9	-11.2	1.821	-7.27	-7.59	0.115	0.151	332.2	30.6
81	3/22/2010 19:00	1900	-6.535	32.41	0.841	82.2	-16.79	0.022	-7.2	-7.63	0.115	0.143	332.2	30.6
81	3/22/2010 20:00	2000	-11.74	46.18	2.361	35.88	-38.51	-2.471	-7.15	-7.77	0.115	0.157	332.3	30.7
81	3/22/2010 21:00	2100	-15.12	56.49	2.847	29.45	-51.12	-4.251	-7.13	-7.94	0.115	0.16	332.3	30.7
81	3/22/2010 22:00	2200	-16.33	58.84	2.171	38.35	-45.81	-5.179	-7.14	-8.08	0.115	0.157	332.3	30.7
81	3/22/2010 23:00	2300	-17.73	62.13	1.435	12.98	-34.7	-5.925	-7.16	-8.21	0.115	0.154	332.3	30.7
81	3/23/2010 0:00	2400	-17.18	61.51	1.3	357.9	-33.2	-6.962	-7.19	-8.36	0.115	0.146	332.3	30.7
82	3/23/2010 1:00	100	-18.35	64.63	1.375	13.83	-30.45	-7.69	-7.23	-8.51	0.115	0.152	332.3	30.7
82	3/23/2010 2:00	200	-18.16	64.66	1.548	8.44	-34.04	-8.24	-7.28	-8.65	0.115	0.156	332.3	30.7
82	3/23/2010 3:00	300	-19.15	66.73	1.649	9.37	-34.04	-8.39	-7.34	-8.76	0.114	0.153	332.3	30.7
82	3/23/2010 4:00	400	-18.3	65.24	1.218	15.27	-31.64	-8.46	-7.4	-8.86	0.114	0.152	332.3	30.7
82	3/23/2010 5:00	500	-18.36	66.12	0.892	296	-25.43	-8.72	-7.46	-8.95	0.114	0.155	332.3	30.7
82	3/23/2010 6:00	600	-18.25	65.45	0.907	355.2	-25.64	-9.19	-7.51	-9.06	0.114	0.153	332.3	30.7
82	3/23/2010 7:00	700	-18.71	65.83	0.758	44.76	-25.75	-9.25	-7.57	-9.15	0.114	0.148	332.3	30.7
82	3/23/2010 8:00	800	-18.11	64.7	0.678	53.89	-22.66	-9.36	-7.63	-9.23	0.113	0.156	332.3	30.7
82	3/23/2010 9:00	900	-17.5	62.58	0.767	137.5	-20.77	-8.98	-7.68	-9.29	0.113	0.143	332.2	30.6
82	3/23/2010 10:00	1000	-15.8	56.87	0.584	135.6	-4.015	-7.76	-7.73	-9.29	0.113	0.155	332.2	30.6
82	3/23/2010 11:00	1100	-14.34	54.87	0.697	340.2	5.334	-5.749	-7.77	-9.2	0.113	0.151	332.1	30.5
82	3/23/2010 12:00	1200	-12.86	50.93	1.056	312	17.21	-3.013	-7.79	-9.02	0.113	0.154	332.1	30.5
82	3/23/2010 13:00	1300	-11.29	45.8	1.971	178.7	22	-0.163	-7.8	-8.77	0.113	0.155	332.1	30.5
82	3/23/2010 14:00	1400	-11.54	47.52	4.88	163.1	21.9	0.914	-7.77	-8.53	0.113	0.155	332	30.4
82	3/23/2010 15:00	1500	-9.34	43.12	2.606	112.4	27.37	0.948	-7.72	-8.38	0.113	0.15	332	30.4
82	3/23/2010 16:00	1600	-10.66	57.23	4.827	163.2	23.63	1.798	-7.66	-8.21	0.113	0.151	332.1	30.5
82	3/23/2010 17:00	1700	-11.76	64.74	4.468	163.7	20.58	1.066	-7.6	-8.12	0.113	0.153	332.1	30.5
82	3/23/2010 18:00	1800	-10.77	66.83	6.013	137.7	12.88	0.607	-7.55	-8.09	0.114	0.151	332.1	30.5
82	3/23/2010 19:00	1900	-11.09	69.48	5.481	146.4	4.537	-0.285	-7.53	-8.07	0.114	0.148	332.1	30.5
82	3/23/2010 20:00	2000	-11.1	70.7	5.072	141.3	-4.246	-1.406	-7.53	-8.1	0.114	0.152	332.1	30.5
82	3/23/2010 21:00	2100	-11.29	72.9	4.841	157	-6.386	-2.687	-7.54	-8.18	0.114	0.151	332.1	30.5
82	3/23/2010 22:00	2200	-11.32	76.7	5.483	161.6	-4.39	-3.498	-7.55	-8.26	0.114	0.136	332.1	30.5
82	3/23/2010 23:00	2300	-11.43	76.4	6.074	163.6	-5.333	-3.794	-7.56	-8.31	0.114	0.13	332.2	30.6
82	3/24/2010 0:00	2400	-11.25	74.9	5.751	164.8	-4.832	-3.656	-7.59	-8.34	0.114	0.131	332.2	30.6
83	3/24/2010 1:00	100	-11.43	76.3	5.279	163.7	-3.107	-3.526	-7.61	-8.37	0.113	0.114	332.2	30.6
83	3/24/2010 2:00	200	-11.69	76.2	5.49	162.2	-2.084	-3.655	-7.64	-8.4	0.113	0.126	332.3	30.7
83	3/24/2010 3:00	300	-12.01	78.1	5.25	157.2	-1.996	-3.903	-7.67	-8.43	0.113	0.123	332.3	30.7
83	3/24/2010 4:00	400	-11.93	79.5	3.243	146	-2.253	-4.173	-7.7	-8.48	0.113	0.124	332.6	31
83	3/24/2010 5:00	500	-11.76	83	1.577	294.4	-3.173	-4.098	-7.72	-8.51	0.113	0.118	332.5	30.9
83	3/24/2010 6:00	600	-11.91	85.8	1.294	193	-3.251	-3.605	-7.73	-8.51	0.113	0.135	333.2	31.6
83	3/24/2010 7:00	700	-12.22	88.8	1.383	305.4	-3.073	-3.177	-7.73	-8.49	0.113	0.138	332.9	31.3
83	3/24/2010 8:00	800	-12.37	85.6	1.354	322.8	-8.53	-3.031	-7.72	-8.47	0.113	0.14	333.2	31.6
83	3/24/2010 9:00	900	-12.26	84.8	1.758	328.8	-8.37	-3.142	-7.71	-8.47	0.113	0.126	333.3	31.7
83	3/24/2010 10:00	1000	-11.87	85	0.693	266.3	-17.47	-2.672	-7.7	-8.44	0.113	0.136	333.5	31.9
83	3/24/2010 11:00	1100	-11.04	85	0.801	193.1	-32.61	-1.993	-7.7	-8.4	0.113	0.146	334	32.4
83	3/24/2010 12:00	1200	-9.2	81.1	0.574	148.2	-78.7	-0.852	-7.68	-8.31	0.114	0.144	334.3	32.7
83	3/24/2010 13:00	1300	-8.89	75.4	1.226	145.7	-84.6	0.548	-7.64	-8.17	0.113	0.143	334.5	32.9
83	3/24/2010 14:00	1400	-8.8	71.4	2.079	152.9	-81.4	1.542	-7.59	-8.02	0.113	0.142	334.5	32.9
83	3/24/2010 15:00	1500	-8.49	69.83	2.904	157.7	-97.3	2.323	-7.53	-7.87	0.114	0.143	334.5	32.9
83	3/24/2010 16:00	1600	-7.74	66.85	2.32	160.4	-97.5	2.926	-7.45	-7.73	0.114	0.144	334.5	32.9
83	3/24/2010 17:00	1700	-8.17	70.2	2.89	164.8	-71	2.354	-7.37	-7.64	0.114	0.143	334.5	32.9
83	3/24/2010 18:00	1800	-8.27	75.8	1.805	153.6	-47.8	1.841	-7.29	-7.6	0.114	0.14	334.6	33
83	3/24/2010 19:00	1900	-8.49	72.4	1.565	152.9	-30.23	1.239	-7.24	-7.57	0.115	0.14	334.7	33.1
83	3/24/2010 20:00	2000	-9.65	75.2	1.044	111.6	-15.16	-0.122	-7.19	-7.61	0.115	0.141	334.7	33.1
83	3/24/2010 21:00	2100	-10.92	81	1.146	60.05	-9.43	-1.666	-7.16	-7.71	0.115	0.144	334.7	33.1
83	3/24/2010 22:00	2200	-10.97	82.6	1.297	76.2	-6.108	-2.408	-7.17	-7.8	0.115	0.145	334.8	33.2
83	3/24/2010 23:00	2300	-10.66	81.9	2.974	103.3	-6.241	-2.26	-7.18	-7.84	0.115	0.145	334.8	33.2
83	3/25/2010 0:00	2400	-10.57	81.5	1.671	136.1	-4.061	-1.997	-7.19	-7.85	0.115	0.145	334.7	33.1
84	3/25/2010 1:00	100	-10.79	81.7	1.243	147.2	-4.824	-2.034	-7.2	-7.86	0.115	0.146	334.8	33.2
84	3/25/2010 2:00	200	-11.17	86.3	1.023	143.4	-2.459	-2.275	-7.21	-7.89	0.115	0.151	334.9	33.3
84	3/25/2010 3:00	300	-11.41	89.3	1.186	133.1	-1.606	-2.15	-7.22	-7.9	0.115	0.151	335.3	33.7
84	3/25/2010 4:00	400	-11.55	90	1.015	119.8	-1.715	-2.112	-7.23	-7.91	0.115	0.154	335.4	33.8
84	3/25/2010 5:00	500	-11.57	89.9	1.691	120.8	-1.998	-2.107	-7.24	-7.91	0.115	0.155	335.4	33.8
84	3/25/2010 6:00	600	-11.8	89.4	1.893	126.1	-3.767	-2.15	-7.24	-7.91	0.115	0.153	335.4	33.8
84	3/25/2010 7:00	700	-11.98	89.5	2.033	122	-1.922	-2.253	-7.24	-7.92	0.115	0.158	335.8	34.2

Faro Meteorological Data
January 01 - December 31, 2010

Faro Climate Station - 2010 data

Note: Cumulative precipitation is calculated in column 'V', while raw instrument numbers are seen in column 'U'. -0.1

Julian Day	Date	Hr	Tair	RH %	WindV	WindD	NetRad	SoilHF	SoilT2	SoilT3	Soil W	SnoD	Precip	Precip (rev)
84	3/25/2010 8:00	800	-12.35	89.4	1.107	71.3	-6.214	-2.364	-7.25	-7.94	0.115	0.16	336	34.4
84	3/25/2010 9:00	900	-12.4	88.4	0.857	71.7	-19.85	-2.363	-7.25	-7.95	0.115	0.141	336	34.4
84	3/25/2010 10:00	1000	-9.23	80.2	0.391	116.8	-68.41	-2.323	-7.26	-7.96	0.115	0.149	336	34.4
84	3/25/2010 11:00	1100	-5.869	70.5	0.167	154.2	-87	-1.809	-7.26	-7.94	0.115	0.157	335.9	34.3
84	3/25/2010 12:00	1200	-5.509	66.7	0.775	100.2	-115.9	-0.848	-7.26	-7.89	0.115	0.139	335.9	34.3
84	3/25/2010 13:00	1300	-2.127	50.34	0.779	54.4	-169.9	0.398	-7.25	-7.79	0.115	0.152	335.9	34.3
84	3/25/2010 14:00	1400	-6.31	61.37	1.872	241.5	-38.07	1.418	-7.22	-7.66	0.115	0.158	335.9	34.3
84	3/25/2010 15:00	1500	-5.881	64.07	0.957	304.4	-25.51	2.471	-7.18	-7.52	0.115	0.157	335.9	34.3
84	3/25/2010 16:00	1600	-6.928	68.18	2.03	266.6	-47.43	3.077	-7.12	-7.38	0.115	0.157	336	34.4
84	3/25/2010 17:00	1700	-6.718	67.72	1.204	260.8	-31.43	2.772	-7.05	-7.29	0.115	0.155	336	34.4
84	3/25/2010 18:00	1800	-6.553	67.9	1.03	289.3	-22.5	2.214	-6.991	-7.24	0.115	0.156	336	34.4
84	3/25/2010 19:00	1900	-7.33	70.3	1.293	299.5	-21.16	1.648	-6.938	-7.22	0.116	0.157	336	34.4
84	3/25/2010 20:00	2000	-7.87	74.1	1.144	333.6	-17.73	0.909	-6.897	-7.23	0.116	0.156	336	34.4
84	3/25/2010 21:00	2100	-8.31	74.6	0.329	204.2	-11.35	0.101	-6.867	-7.27	0.116	0.156	336	34.4
84	3/25/2010 22:00	2200	-9.14	76.5	0.905	34.31	-13.59	-0.813	-6.852	-7.33	0.116	0.157	336.1	34.5
84	3/25/2010 23:00	2300	-9.41	77.4	0.943	14.19	-12.99	-1.309	-6.85	-7.39	0.116	0.159	336	34.4
84	3/26/2010 0:00	2400	-9.71	81	0.988	96.1	-8.51	-1.569	-6.858	-7.43	0.116	0.154	336.1	34.5
85	3/26/2010 1:00	100	-9.37	87.2	1.214	157.1	-7.8	-1.592	-6.87	-7.46	0.116	0.155	336.1	34.5
85	3/26/2010 2:00	200	-9.52	89.1	1.578	168.6	-7.6	-1.504	-6.882	-7.48	0.116	0.157	336.1	34.5
85	3/26/2010 3:00	300	-9.92	88.5	1.084	142.9	-8.92	-1.504	-6.892	-7.49	0.116	0.158	336.1	34.5
85	3/26/2010 4:00	400	-10.69	89.9	0.952	127.8	-10.79	-1.596	-6.901	-7.51	0.116	0.154	336.1	34.5
85	3/26/2010 5:00	500	-11.76	90.9	0.745	95.9	-11.64	-2.113	-6.908	-7.54	0.116	0.159	336.1	34.5
85	3/26/2010 6:00	600	-12.74	91.5	1.355	44.11	-17.48	-2.688	-6.92	-7.59	0.116	0.162	336.1	34.5
85	3/26/2010 7:00	700	-13.83	88.4	1.631	26.04	-8.12	-3.536	-6.936	-7.68	0.116	0.165	336.1	34.5
85	3/26/2010 8:00	800	-13.11	87.8	1.462	35.48	-7.42	-3.576	-6.965	-7.74	0.115	0.163	336.1	34.5
85	3/26/2010 9:00	900	-13.65	85.5	1.689	34.44	8.32	-3.143	-6.997	-7.76	0.116	0.147	336.1	34.5
85	3/26/2010 10:00	1000	-10.29	73.5	1.079	67.29	41.27	-2.399	-7.02	-7.74	0.115	0.145	336.1	34.5
85	3/26/2010 11:00	1100	-7.99	63.39	1.294	88.6	22.01	-1.504	-7.03	-7.7	0.115	0.145	336	34.4
85	3/26/2010 12:00	1200	-5.464	55.87	0.936	71.6	1.171	-0.427	-7.04	-7.62	0.115	0.149	336	34.4
85	3/26/2010 13:00	1300	-4.173	55.28	1.118	61.92	-2.287	1.214	-7.02	-7.49	0.115	0.156	336	34.4
85	3/26/2010 14:00	1400	-5.662	66.61	1.713	160.8	-7.09	3.022	-6.986	-7.3	0.115	0.161	336	34.4
85	3/26/2010 15:00	1500	-2.462	55.67	1.415	78	18.3	4.301	-6.925	-7.11	0.115	0.154	336	34.4
85	3/26/2010 16:00	1600	-4.897	63.31	2.825	169.1	4.739	4.727	-6.84	-6.947	0.116	0.16	336	34.4
85	3/26/2010 17:00	1700	-4.752	62.31	2.548	159	11.22	4.549	-6.747	-6.836	0.116	0.161	335.9	34.3
85	3/26/2010 18:00	1800	-4.177	60.03	3.282	172.9	-13.96	4.179	-6.66	-6.756	0.116	0.161	335.9	34.3
85	3/26/2010 19:00	1900	-4.885	62.99	3.787	178.2	-32.74	2.961	-6.583	-6.735	0.117	0.162	336	34.4
85	3/26/2010 20:00	2000	-5.919	67.82	3.245	167.2	-47.48	1.36	-6.525	-6.781	0.117	0.162	336	34.4
85	3/26/2010 21:00	2100	-6.298	70.5	3.715	167.5	-31.99	0.15	-6.495	-6.863	0.117	0.162	336	34.4
85	3/26/2010 22:00	2200	-6.355	73.3	3.436	170.9	-30.69	-0.578	-6.489	-6.942	0.117	0.16	336	34.4
85	3/26/2010 23:00	2300	-6.776	75.9	3.09	172	-45.28	-0.876	-6.495	-6.996	0.117	0.162	336	34.4
85	3/27/2010 0:00	2400	-7.01	77.5	3.164	153.9	-46.6	-1.434	-6.503	-7.05	0.117	0.161	336	34.4
86	3/27/2010 1:00	100	-6.498	74.1	3.215	151.9	-45.62	-1.678	-6.521	-7.11	0.117	0.16	336	34.4
86	3/27/2010 2:00	200	-5.739	71.9	3.09	150.4	-23.95	-1.922	-6.539	-7.15	0.117	0.162	336	34.4
86	3/27/2010 3:00	300	-5.28	72.2	4.241	150.9	-10.04	-1.598	-6.559	-7.18	0.117	0.162	336	34.4
86	3/27/2010 4:00	400	-5.552	74.4	4.77	156.8	-43.53	-1.048	-6.576	-7.17	0.117	0.16	335.9	34.3
86	3/27/2010 5:00	500	-4.928	74.7	5.977	156	-22.14	-0.965	-6.585	-7.16	0.117	0.151	335.9	34.3
86	3/27/2010 6:00	600	-4.716	76.1	6.268	166	-7.45	-0.751	-6.587	-7.15	0.117	0.146	335.9	34.3
86	3/27/2010 7:00	700	-4.917	77.9	6.153	170.9	-11.53	-0.321	-6.587	-7.12	0.117	0.139	335.8	34.2
86	3/27/2010 8:00	800	-5.026	79.6	5.681	176.5	-20.77	-0.215	-6.58	-7.09	0.117	0.138	335.9	34.3
86	3/27/2010 9:00	900	-5.024	80.5	5.763	175.7	-27.27	-0.165	-6.568	-7.07	0.117	0.138	335.9	34.3
86	3/27/2010 10:00	1000	-3.948	75.3	5.503	182	-35.55	0.432	-6.555	-7.03	0.117	0.136	335.8	34.2
86	3/27/2010 11:00	1100	-2.131	64.17	4.92	188.1	-18.66	1.545	-6.529	-6.921	0.117	0.135	335.8	34.2
86	3/27/2010 12:00	1200	-0.662	51.79	3.688	215.2	10.62	3.431	-6.477	-6.749	0.117	0.129	335.8	34.2
86	3/27/2010 13:00	1300	0.643	46.26	2.653	164	42.83	5.406	-6.399	-6.536	0.117	0.129	335.7	34.1
86	3/27/2010 14:00	1400	0.034	42.62	4.699	189.9	21.63	6.604	-6.304	-6.325	0.117	0.118	335.7	34.1
86	3/27/2010 15:00	1500	0.078	39.78	5.555	204.5	15.81	5.981	-6.196	-6.217	0.118	0.123	335.6	34
86	3/27/2010 16:00	1600	0.01	40.18	6.262	193.5	12.09	5.572	-6.1	-6.15	0.118	0.117	335.6	34
86	3/27/2010 17:00	1700	0.111	39.64	5.777	185.2	5.787	5.666	-6.015	-6.073	0.118	0.127	335.5	33.9
86	3/27/2010 18:00	1800	-0.297	41.81	6.346	170.8	-4.309	5.07	-5.937	-6.026	0.119	0.127	335.5	33.9
86	3/27/2010 19:00	1900	-0.77	46.67	5.984	163.8	-15.24	3.91	-5.872	-6.034	0.119	0.128	335.5	33.9
86	3/27/2010 20:00	2000	-1.274	50.87	5.087	153	-22.54	2.761	-5.831	-6.074	0.119	0.119	335.5	33.9
86	3/27/2010 21:00	2100	-1.572	52.56	4.889	130.8	-16.15	1.644	-5.81	-6.139	0.119	0.118	335.5	33.9
86	3/27/2010 22:00	2200	-1.942	53.7	4.937	143.1	-15.33	1.069	-5.807	-6.196	0.119	0.114	335.4	33.8
86	3/27/2010 23:00	2300	-2.03	54.45	7.42	150.1	-15.89	0.859	-5.812	-6.233	0.119	0.113	335.5	33.9
86	3/28/2010 0:00	2400	-1.885	57.69	8.27	155.9	-9.59	1.021	-5.818	-6.241	0.119	0.106	335.4	33.8
87	3/28/2010 1:00	100	-1.909	66.71	6.754	157.3	-14.59	1.691	-5.821	-6.205	0.119	0.111	335.4	33.8
87	3/28/2010 2:00	200	-2.133	75.5	4.84	144.1	-10.55	2.115	-5.819	-6.158	0.119	0.111	335.4	33.8
87	3/28/2010 3:00	300	-1.861	78.2	4.315	150.2	-12.14	2.534	-5.811	-6.102	0.119	0.111	335.4	33.8
87	3/28/2010 4:00	400	-1.491	78.2	2.879	150.4	-11.96	2.737	-5.797	-6.056	0.119	0.112	335.4	33.8
87	3/28/2010 5:00	500	-1.144	78.6	3.212	160.4	-13.86	2.638	-5.779	-6.024	0.119	0.111	335.4	33.8
87	3/28/2010 6:00	600	-0.739	77.4	3.863	149.9	-16.69	3.179	-5.76	-5.972	0.119	0.111	335.4	33.8
87	3/28/2010 7:00	700	-0.512	77.1	6.054	143.3	-18.33	3.671	-5.737	-5.905	0.12	0.111	335.4	33.8
87	3/28/2010 8:00	800	-0.743	79.7	4.189	155.7	-17.03	4.431	-5.71	-5.81	0.12	0.112	335.4	33.8
87	3/28/2010 9:00	900	-0.771	80.9	4.472	153.5	-16.78	3.738	-5.679	-5.783	0.12	0.111	335.3	33.7
87	3/28/2010 10:00	1000	-0.168	78	4.062	154.7	-12.42	4.275	-5.643	-5.723	0.12	0.109	335.4	33.8
87	3/28/2010 11:00	1100	0.672	74.8	4.413	156.9	1.563	5.589	-5.597	-5.606	0.12	0.11	335.3	33.7
87	3/28/2010 12:00	1200	2.017	67.16	7.95	165.6	32.32	9.29	-5.533	-5.355	0.12	0.109	335.3	33.7
87	3/28/2010 13:00	1300	2.521	62.63	8.29	163.9	42.7	12.96	-5.433	-4.964	0.121	0.11	335.3	33.7
87	3/28/2010 14:00	1400	2.847	59.03	6.544	162.6	27.6	13.99	-5.295	-4.642	0.121	0.11	335.3	33.7
87	3/28/2010 15:00	1500	0.327	80.2	6.296	212.1	12.96	11.83	-5.148	-4.506	0.122	0.111	335.9	34.3
87	3/28/2010 16:00	1600	1.245	53.53	7.75	222.1	30.73	11.05	-5.023	-4.433	0.123	0.109	335.9	34.3
87	3/28/2010 17:00	1700	1.181	43.05	8.69	226.2	9.53	10.81	-4.916	-4.352	0.123	0.108	335.7	34.1
87	3/28/2010 18:00	1800	0.606	43.2	7.96	231.8	-6.867	7.85	-4.819	-4.412	0.124	0.109	335.8	34.2
87	3/28/2010 19:00	1900	0.508	42.47	5.254	216.6	-3.688	5.735	-4.762	-4.528	0.124	0.109	335.7	34.1
87	3/28/2010 20:00	2000	0.245	42.08	4.84	220.7	-22.84	4.363	-4.737	-4.63	0.125	0.108	335.7	34.1
87	3/28/2010 21:00	2100	-1.177	48.37	3.131	183.9	-49.41	1.299	-4.736	-4.817	0.124	0.11	335.8	34.2
87	3/28/2010 22:00	2200	-2.826	58.12	3.033	150.8	-58.62	-2.373	-4.768	-5.133	0.124	0.109	335.8	34.2
87	3/28/2010 23:00	2300	-3.255	57.95	3.543	166.2	-59.27	-5.221	-4.835	-5.474	0.124	0.108	335.8	34.2
87	3/29/2010 0:00	2400	-3.927	58.66	1.565	100.3	-52.08	-6.304	-4.927	-5.75	0.124	0.107	335.8	34.2
88	3/29/2010 1:00	100	-4.613	59.71	1.472	92.5	-48.74	-8.84	-5.032	-6.079	0.123	0.109	335.8	34.2
88	3/29/2010 2:00	200	-6.479	66.04	1.711	37.23	-45.51	-10.15	-5.151	-6.397	0.123	0.109	335.8	34.2
88	3/29/2010 3:00	300	-6.758	67.19	2.091	24.9	-45.49	-10.53	-5.282	-6.659	0.123	0.109	335.7	34.1
88	3/29/2010 4:00	400	-7.8	70.3	1.58	9.17	-44.35	-10.98	-5.418	-6.883	0.122	0.105	335.7	34.1
88	3/29/2010 5:00	500	-7.63	68.99	1.766	20.31	-43.11	-12.09	-5.555	-7.14	0.121	0.107	335.7	34.1
88	3/29/2010 6:00	600	-7.72	67.79	1.667	353.3	-46.45	-11.91	-5.697	-7.34	0.121	0.109	335.7	34.1
88	3/29/2010 7:00	700	-8.5	70.5	1.168	350.2	-42.74	-12.55	-5.835	-7.53	0.12	0.105	335.7	34.1
88	3/29/2010 8:00	800	-9.53	73.1	0.944	2.635	-39.65	-13.66	-5.97	-7.77	0.12	0.103	335.7	34.1
88	3/29/2010 9:00	900	-7.68	66.32	1.103	12.32	-33.1	-13.59	-6.11	-7.98	0.119	0.095	335.8	34.2
88	3/29/2010 10:00	1000	-3.861	52.43	0.703	18.18	-20.84	-9.66	-6.241	-7.96	0.119	0.1	335.7	34.1
88	3/29/2010 11:00	1100	2.038	34.97	0.645	93.5	2.805	-4.241	-6.325	-7.72	0.118	0.087	335.7	34.1
88	3/29/2010 12:00	1200	0.007	44.34	1.252	148.8	26.33	1.124	-6.337	-7.31	0.118	0.09	335.7	34.1
88	3/29/2010 13:00	1300	4.039	35.64	1.249	59.5	43.59	6.568	-6.264	-6.757	0.119	0.096	335.6	34
88	3/29/2010 14:00	1400	3.786	35.67	1.364	64.06	56.68	10.64	-6.124	-6.184	0.119	0.103	335.6	34
88	3/29/2010 15:00	1500	1.788	42.75	2.754	162.8	51.07	12.8	-5.938	-5.668	0.12	0.108	335.6	34
88	3/29/2010 16:00	1600	0.959	46.37	3.694	173	39.41	11.98	-5.709	-5.314	0.12	0.105	335.6	34
88	3/29/2010 17:00	1700	4.275	35.42	1.359	114.1	32.37	11.22	-5.488	-5.084	0.121	0.094	335.5	33.9
88	3/29/2010 18:00	1800	4.43	33.74	1.845	66.8	4.408	8.98	-5.292	-4.959	0.122	0.105	335.5	33.9
88	3/29/2010 19:00	1900	0.981	42.5	2.739	26.54	-22.79	5.853	-5.131	-4.988	0.123	0.106	335.6	34
88	3/29/2010 20:00	2000	-0.447	46.51	3.148	30.04	-39.46	2.188	-5.048	-5.154	0.123	0.109	335.6	34
88	3/29/2010 21:00	2100	-2.657	52.69	2.373	33.91	-50.59	-0.867	-5.041	-5.409	0.123	0.109	335.7	34.1
88	3/29/2010 22:00	2200	-4.25	57.71	2.007	20.9	-47.66	-3.869	-5.085	-5.723	0.123	0.108	335.7	34.1
88	3/29/2010 23:00	2300	-4.992	58.82	1.87	13.69	-44.32	-6.499	-5.167	-6.055	0.123	0.106	335.7	34.1
88	3/30/2010 0:00	2400	-5.82	61.36	1.94	6.894	-41.37	-8.25	-5.275	-6.376	0.123	0.107	335.7	34.1
89	3/30/2010 1:00	100	-6.165	61.24	1.693	11.33	-39.72	-8.68	-5.398	-6.63	0.122	0.108	335.6	34
89	3/30/2010 2:00	200	-6.524	61.11	1.339	351.6	-31.45	-9.31	-5.523	-6.849	0.122	0.108	335.6	34
89	3/30/2010 3:00	300	-6.403	61.51	1.441	1.335	-17.57	-9.35	-5.648	-7.04	0.121	0.109	335.6	34
89	3/30/2010 4:00	400	-6.233	63.52	0.535	22.85	-12.01	-7.53	-5.765	-7.11	0.121	0.103	335.6	34
89	3/30/2010 5:00	500	-6.076	63.09	0.768	329.3	-15.09	-6.848	-5.86	-7.14	0.12	0.108	335.6	34
89	3/30/2010 6:00	600	-5.562	61.7	1.115	358.4	-26.67	-6.48	-5.935	-7.18	0.12	0.106	335.6	34
89	3/30/2010 7:00	700	-6.365	64.61	1.144	356.4	-30.42	-8	-6.003	-7.29	0.12	0.107	335.6	34
89	3/30/2010 8:00	800	-6.895	69.02	1.441	354.8	-27.29	-8.9	-6.077	-7.46	0.12	0.107	335.6	34
89	3/30/2010 9:00	900	-5.91	67.53	1.206	10.87	-4.572	-7.7	-6.161	-7.54	0.119	0.106	335.5	33.9
89	3/30/2010 10:00	1000	-2.744	54.08	0.34	99.9	3.463	-3.358	-6.228	-7.39	0.119	0.102	335.5	33.9
89	3/30/2010 11:00	1100	-1.727	50.38	0.476	227.9	19.98	0.628	-6.242	-7.1	0.119	0.103	335.5	33.9
89	3/30/2010 12:00	1200	2.835	39.04	0.713	49.51	34.29	5.875	-6.195	-6.665	0.119	0.089	335.5	33.9

Faro Meteorological Data
January 01 - December 31, 2010

Faro Climate Station - 2010 data

Note: Cumulative precipitation is calculated in column 'V', while raw instrument numbers are seen in column 'U'. -0.1

Julian Day	Date	Hr	Tair	RH %	WindV	WindD	NetRad	SoilHF	SoilT2	SoilT3	Soil W	SnoD	Precip	Precip (rev)
89	3/30/2010 13:00	1300	4.34	36.49	1.249	133.2	56.33	11.06	-6.084	-6.102	0.119	0.105	335.5	33.9
89	3/30/2010 14:00	1400	2.158	44.11	1.762	169.6	64.12	14.47	-5.915	-5.534	0.12	0.104	335.5	33.9
89	3/30/2010 15:00	1500	2.625	42.95	2.066	181.2	79.5	16.06	-5.704	-5.051	0.121	0.105	335.4	33.8
89	3/30/2010 16:00	1600	4.225	35.75	2.529	90.2	57.54	17.04	-5.462	-4.629	0.122	0.102	335.5	33.9
89	3/30/2010 17:00	1700	4.428	35.96	1.795	95.4	44.65	14.08	-5.214	-4.414	0.122	0.101	335.5	33.9
89	3/30/2010 18:00	1800	1.941	44.8	1.619	113.1	-8.4	11.91	-5.011	-4.282	0.123	0.105	335.5	33.9
89	3/30/2010 19:00	1900	0.745	52.06	1.107	167.5	-12.35	6.854	-4.866	-4.388	0.124	0.107	335.6	34
89	3/30/2010 20:00	2000	0.179	55.47	0.302	48.29	-10.5	3.75	-4.804	-4.575	0.124	0.107	335.6	34
89	3/30/2010 21:00	2100	-0.563	62.98	0.762	192.4	-15.43	1.404	-4.801	-4.796	0.124	0.108	335.6	34
89	3/30/2010 22:00	2200	-1.057	69.24	0.914	222.7	-23.27	-0.09	-4.834	-5.01	0.124	0.104	335.6	34
89	3/30/2010 23:00	2300	-2.854	73.1	0.949	34.71	-26.48	-1.998	-4.885	-5.237	0.124	0.108	335.6	34
89	3/31/2010 0:00	2400	-3.801	77.4	1.292	45.78	-33.57	-3.656	-4.954	-5.482	0.124	0.109	335.6	34
90	3/31/2010 1:00	100	-4.63	80.8	1.794	25.15	-40.13	-4.583	-5.036	-5.709	0.124	0.108	335.5	33.9
90	3/31/2010 2:00	200	-5.348	84.1	1.683	27.52	-31.17	-5.267	-5.124	-5.906	0.123	0.107	335.5	33.9
90	3/31/2010 3:00	300	-5.503	86	1.487	27.09	-34.87	-5.114	-5.211	-6.059	0.123	0.108	335.5	33.9
90	3/31/2010 4:00	400	-5.668	87.2	1.705	25.24	-46.07	-6.336	-5.295	-6.224	0.123	0.108	335.5	33.9
90	3/31/2010 5:00	500	-6.415	87.9	1.612	16.51	-46.55	-7.13	-5.381	-6.415	0.122	0.106	335.5	33.9
90	3/31/2010 6:00	600	-7.34	88.4	1.098	18.42	-38.79	-8.22	-5.472	-6.611	0.122	0.106	335.5	33.9
90	3/31/2010 7:00	700	-7.06	88.7	1.167	21.06	-30.03	-9.43	-5.572	-6.838	0.122	0.107	335.5	33.9
90	3/31/2010 8:00	800	-6.566	87.5	1.041	28.2	-1.505	-8.15	-5.676	-6.966	0.121	0.108	335.5	33.9
90	3/31/2010 9:00	900	-4.427	80.8	0.831	38.42	-19.28	-4.452	-5.764	-6.882	0.121	0.099	335.5	33.9
90	3/31/2010 10:00	1000	-2.166	72.8	0.998	68.65	8.19	-3.913	-5.813	-6.821	0.121	0.104	335.4	33.8
90	3/31/2010 11:00	1100	0.705	63	0.42	95.6	21.13	1.263	-5.829	-6.586	0.12	0.102	335.4	33.8
90	3/31/2010 12:00	1200	-0.992	67.91	1.675	272.5	37.5	6.597	-5.788	-6.124	0.121	0.106	335.4	33.8
90	3/31/2010 13:00	1300	1.009	60.11	1.154	33.17	13.3	9.99	-5.687	-5.646	0.121	0.104	335.4	33.8
90	3/31/2010 14:00	1400	2.142	53.71	1.581	20.59	98.2	12.79	-5.547	-5.227	0.121	0.106	335.4	33.8
90	3/31/2010 15:00	1500	1.503	49.64	3.618	205.2	94.6	19.32	-5.363	-4.543	0.122	0.107	335.4	33.8
90	3/31/2010 16:00	1600	0.871	56.97	3.301	182.1	54.61	18.49	-5.105	-4.074	0.123	0.107	335.5	33.9
90	3/31/2010 17:00	1700	0.572	63.61	2.929	179.6	49.58	18.12	-4.861	-3.76	0.124	0.107	335.5	33.9
90	3/31/2010 18:00	1800	1.306	53.41	2.834	184.8	43.37	16.93	-4.657	-3.529	0.125	0.107	335.4	33.8
90	3/31/2010 19:00	1900	0.059	52.21	2.8	210.3	-26.55	12.88	-4.492	-3.464	0.126	0.108	335.5	33.9
90	3/31/2010 20:00	2000	-0.89	60.06	2.183	207.5	-2.387	7.16	-4.388	-3.674	0.127	0.108	335.7	34.1
90	3/31/2010 21:00	2100	-2.337	71	2.365	190.3	-10.85	4.65	-4.365	-3.892	0.127	0.107	335.7	34.1
90	3/31/2010 22:00	2200	-3.205	79.3	1.003	142.4	-26.41	1.302	-4.379	-4.154	0.127	0.107	335.7	34.1
90	3/31/2010 23:00	2300	-4.293	82.7	1.193	51.17	-39.98	-1.787	-4.423	-4.502	0.127	0.103	335.7	34.1
90	4/1/2010 0:00	2400	-6.399	85.7	1.469	31.88	-48.36	-5.386	-4.497	-4.874	0.126	0.108	335.7	34.4
91	4/1/2010 1:00	100	-6.756	84.2	2.021	29.45	-51.06	-7.95	-4.601	-5.287	0.126	0.107	335.7	34.4
91	4/1/2010 2:00	200	-7.18	83.3	1.83	26.48	-51.73	-8.35	-4.726	-5.584	0.125	0.107	335.7	34.4
91	4/1/2010 3:00	300	-8.21	83.7	1.536	36.28	-49.43	-9.72	-4.857	-5.878	0.125	0.101	335.7	34.4
91	4/1/2010 4:00	400	-8.14	80.1	1.93	25.24	-46.94	-11.05	-4.994	-6.19	0.124	0.105	335.6	34.4
91	4/1/2010 5:00	500	-8.47	77.8	1.424	27.23	-39.2	-11.24	-5.131	-6.44	0.124	0.103	335.6	34.4
91	4/1/2010 6:00	600	-8.11	75	1.529	22.08	-42.18	-11.08	-5.265	-6.657	0.123	0.107	335.6	34.4
91	4/1/2010 7:00	700	-8.52	74.6	1.728	18.22	-43.59	-11.08	-5.393	-6.834	0.123	0.106	335.6	34.4
91	4/1/2010 8:00	800	-8.98	75.4	0.882	50.44	-40.1	-11.51	-5.512	-7.01	0.122	0.103	335.6	34.4
91	4/1/2010 9:00	900	-6.805	66.09	1.377	89.1	-30.5	-12.46	-5.627	-7.23	0.122	0.094	335.7	34.5
91	4/1/2010 10:00	1000	-2.816	52.88	1.436	116.1	-21.16	-8.86	-5.736	-7.25	0.121	0.102	335.6	34.5
91	4/1/2010 11:00	1100	-2.849	57.9	3.481	155.2	-3.112	-2.054	-5.808	-6.969	0.121	0.105	335.5	34.5
91	4/1/2010 12:00	1200	-2.178	54.57	4.624	163.9	24.03	4.888	-5.801	-6.436	0.121	0.105	335.6	34.6
91	4/1/2010 13:00	1300	-1.661	55.19	4.229	151.1	45.91	9.89	-5.703	-5.856	0.121	0.104	335.5	34.6
91	4/1/2010 14:00	1400	-1.189	51.31	4.916	142.5	62.1	11.88	-5.546	-5.36	0.122	0.107	335.6	34.7
91	4/1/2010 15:00	1500	-1.855	57.61	4.596	128.7	30.14	12.14	-5.368	-4.987	0.122	0.105	335.5	34.7
91	4/1/2010 16:00	1600	-1.565	63.24	3.844	104.9	31.76	9.78	-5.203	-4.834	0.123	0.1	335.6	34.8
91	4/1/2010 17:00	1700	-1.837	70	2.749	133.4	12.96	8.85	-5.068	-4.708	0.124	0.106	335.6	34.8
91	4/1/2010 18:00	1800	-1.652	71.2	2.362	87	21.15	8.43	-4.947	-4.598	0.124	0.099	335.9	35.1
91	4/1/2010 19:00	1900	-1.138	70.4	2.536	88.4	5.304	6.435	-4.842	-4.593	0.125	0.108	336	35.2
91	4/1/2010 20:00	2000	-2.997	62.77	3.622	113.4	-35.48	3.318	-4.771	-4.708	0.125	0.111	336.1	35.3
91	4/1/2010 21:00	2100	-4.17	64.39	2.682	118.4	-50.96	-0.405	-4.749	-4.971	0.125	0.111	336.1	35.3
91	4/1/2010 22:00	2200	-5.318	63.96	2.372	110.3	-53.15	-4.391	-4.78	-5.314	0.125	0.113	336	35.3
91	4/1/2010 23:00	2300	-5.761	61.08	2.47	112.5	-54.8	-7.08	-4.859	-5.658	0.125	0.108	336	35.3
91	4/2/2010 0:00	2400	-6.141	57.75	2.403	108.3	-53.56	-8.48	-4.965	-5.95	0.125	0.11	336	35.3
92	4/2/2010 1:00	100	-6.852	61.09	1.601	86.3	-47.15	-9.79	-5.082	-6.212	0.124	0.111	336	35.3
92	4/2/2010 2:00	200	-7.4	63.58	1.755	65.03	-46.57	-10.79	-5.208	-6.477	0.123	0.113	336	35.3
92	4/2/2010 3:00	300	-6.962	64.28	1.114	84.7	-45.18	-10.65	-5.337	-6.674	0.123	0.113	336	35.3
92	4/2/2010 4:00	400	-7.87	68.09	1.229	358.3	-41.68	-11.02	-5.463	-6.856	0.123	0.112	336	35.3
92	4/2/2010 5:00	500	-7.67	67.65	1.255	15.44	-45.99	-11.61	-5.585	-7.05	0.122	0.108	335.9	35.3
92	4/2/2010 6:00	600	-7.82	65.72	1.33	75.7	-45.24	-12.1	-5.709	-7.23	0.122	0.11	335.9	35.3
92	4/2/2010 7:00	700	-8.56	67	2.231	37.38	-41.84	-11.5	-5.829	-7.37	0.121	0.108	335.9	35.3
92	4/2/2010 8:00	800	-7.93	62.91	1.181	13.54	-42.12	-10.3	-5.937	-7.42	0.121	0.108	336	35.4
92	4/2/2010 9:00	900	-6.798	57.61	1.068	30.15	-34.3	-10.06	-6.023	-7.5	0.12	0.107	335.9	35.4
92	4/2/2010 10:00	1000	-2.514	41.41	0.708	95.4	-13.46	-7.04	-6.096	-7.44	0.12	0.101	335.9	35.4
92	4/2/2010 11:00	1100	-1.52	37.44	2.231	122.1	-1.961	-2.103	-6.128	-7.17	0.12	0.108	335.9	35.4
92	4/2/2010 12:00	1200	-2.539	43.68	4.799	143.8	22.84	2.806	-6.095	-6.771	0.12	0.105	335.9	35.4
92	4/2/2010 13:00	1300	-2.551	46.48	6.342	143.7	30.19	7.73	-5.991	-6.279	0.12	0.106	335.9	35.4
92	4/2/2010 14:00	1400	-1.49	43.96	5.48	145.1	68.7	8.85	-5.829	-5.923	0.121	0.105	335.8	35.4
92	4/2/2010 15:00	1500	-0.779	42.79	5.291	141.4	71.7	12.88	-5.651	-5.401	0.121	0.104	335.9	35.5
92	4/2/2010 16:00	1600	-0.243	41.44	4.264	134.4	51.33	12.99	-5.43	-5	0.122	0.104	335.8	35.5
92	4/2/2010 17:00	1700	0.434	39.21	3.855	121	34.63	11.92	-5.209	-4.745	0.123	0.102	335.8	35.5
92	4/2/2010 18:00	1800	0.149	39.06	3.983	111.6	-1.052	8.92	-5.013	-4.649	0.124	0.102	335.8	35.5
92	4/2/2010 19:00	1900	0.911	37.1	3.454	93.4	-4.708	5.194	-4.874	-4.754	0.125	0.1	335.8	35.5
92	4/2/2010 20:00	2000	-0.334	39.6	4.105	93.2	-28.04	2.102	-4.81	-4.918	0.125	0.104	335.9	35.6
92	4/2/2010 21:00	2100	-1.272	42.25	4.798	90.7	-38.6	0.051	-4.802	-5.127	0.125	0.107	335.9	35.6
92	4/2/2010 22:00	2200	-2.498	45.08	4.042	90.4	-43.71	-1.907	-4.835	-5.343	0.125	0.106	335.8	35.6
92	4/2/2010 23:00	2300	-2.803	45.39	2.435	92.6	-45.05	-3.189	-4.892	-5.547	0.125	0.104	335.8	35.6
92	4/3/2010 0:00	2400	-3.654	48.33	2.052	91.9	-51.7	-6.215	-4.964	-5.82	0.124	0.106	335.8	35.6
93	4/3/2010 1:00	100	-3.468	48.29	2.428	117.7	-53.43	-8.17	-5.054	-6.131	0.124	0.1	335.8	35.6
93	4/3/2010 2:00	200	-4.647	51.47	1.387	62.17	-48.71	-9.6	-5.159	-6.4	0.124	0.101	335.8	35.6
93	4/3/2010 3:00	300	-4.963	51.75	0.89	3.737	-44.66	-11.13	-5.27	-6.689	0.123	0.103	335.8	35.6
93	4/3/2010 4:00	400	-5.447	54.32	1.327	61.12	-42.47	-11.86	-5.396	-6.958	0.123	0.099	335.8	35.6
93	4/3/2010 5:00	500	-6.157	57.58	1.401	14.2	-43.79	-11.32	-5.534	-7.15	0.122	0.102	335.8	35.6
93	4/3/2010 6:00	600	-6.566	60.09	1.738	36.2	-43.7	-10.82	-5.661	-7.28	0.122	0.103	335.8	35.6
93	4/3/2010 7:00	700	-6.754	62.85	1.174	45.4	-30.53	-10.16	-5.775	-7.38	0.121	0.09	335.8	35.6
93	4/3/2010 8:00	800	-6.984	63.91	0.496	76.9	-31.42	-10.8	-5.877	-7.5	0.121	0.099	335.8	35.6
93	4/3/2010 9:00	900	-3.876	52.76	0.649	99	-25.33	-10.24	-5.972	-7.62	0.12	0.089	335.8	35.6
93	4/3/2010 10:00	1000	-1.494	46.15	1.072	123.7	-7.71	-5.273	-6.055	-7.48	0.12	0.101	335.8	35.6
93	4/3/2010 11:00	1100	-0.459	45.74	1.193	141.3	11.4	1.295	-6.072	-7.06	0.12	0.088	335.7	35.6
93	4/3/2010 12:00	1200	-0.228	47.45	3.46	155.6	38.57	7.67	-6.009	-6.48	0.12	0.103	335.7	35.6
93	4/3/2010 13:00	1300	-0.219	47.45	3.867	150.9	61.31	12.71	-5.865	-5.849	0.121	0.104	335.7	35.6
93	4/3/2010 14:00	1400	-0.217	48.93	5.198	140.4	72.1	15.47	-5.657	-5.265	0.121	0.104	335.7	35.6
93	4/3/2010 15:00	1500	0.743	42.97	4.401	127.9	78	16.15	-5.423	-4.799	0.122	0.104	335.7	35.6
93	4/3/2010 16:00	1600	0.946	41.36	4.735	163.8	67.92	16.8	-5.164	-4.387	0.123	0.103	335.7	35.6
93	4/3/2010 17:00	1700	1.248	41.9	3.912	143.7	45.38	15.95	-4.911	-4.085	0.124	0.105	335.6	35.6
93	4/3/2010 18:00	1800	1.37	39.94	3.991	176	16.26	13.61	-4.691	-3.931	0.125	0.105	335.6	35.6
93	4/3/2010 19:00	1900	0.749	42.66	3.146	177.6	-25.57	9.62	-4.527	-3.974	0.126	0.103	335.7	35.7
93	4/3/2010 20:00	2000	0.496	41.79	2.512	180.9	-39.12	3.436	-4.449	-4.285	0.127	0.102	335.7	35.7
93	4/3/2010 21:00	2100	-1.456	49.11	1.454	126.8	-48.32	-1.35	-4.45	-4.685	0.127	0.106	335.7	35.7
93	4/3/2010 22:00	2200	-3.354	54.92	0.982	59.9	-37.91	-6.25	-4.512	-5.176	0.126	0.104	335.7	35.7
93	4/3/2010 23:00	2300	-4.215	58.95	1.528	45.08	-34.15	-7.24	-4.627	-5.556	0.126	0.105	335.7	35.7
93	4/4/2010 0:00	2400	-4.798	63.66	1.172	74.5	-8.03	-6.392	-4.758	-5.771	0.125	0.106	335.7	35.7
94	4/4/2010 1:00	100	-4.147	63.3	1.188	68.98	-20.27	-4.481	-4.872	-5.837	0.125	0.106	335.6	35.7
94	4/4/2010 2:00	200	-4.401	65.96	0.331	35.32	-25.12	-4.969	-4.96	-5.934	0.125	0.103	335.6	35.7
94	4/4/2010 3:00	300	-5.164	69.12	0.721	62.7	-24.45	-7.72	-5.042	-6.156	0.124	0.105	335.6	35.7
94	4/4/2010 4:00	400	-5.415	71.8	1.032	49.98	-35.68	-8.58	-5.138	-6.38	0.124	0.106	335.6	35.7
94	4/4/2010 5:00	500	-6.432	75.7	1.895	22.2	-42.04	-10.03	-5.245	-6.632	0.123	0.106	335.6	35.7
94	4/4/2010 6:00	600	-7.27	76.5	1.69	27.29	-42.59	-9.4	-5.358	-6.786	0.123	0.106	335.6	35.7
94	4/4/2010 7:00	700	-8.2	79.2	1.007	37.38	-42.31	-11.01	-5.467	-6.99	0.123	0.099	335.6	35.7
94	4/4/2010 8:00	800	-8.07	78.7	1.153	29.08	-36.35	-12.92	-5.582	-7.27	0.122	0.105	335.6	35.7
94	4/4/2010 9:00	900	-4.555	64	0.931	46.99	-27.32	-10.84	-5.707	-7.42	0.122	0.089	335.6	35.7
94	4/4/2010 10:00	1000	-0.144	48.14	0.904	92.9	-10.09	-6.093	-5.809	-7.3	0.121	0.097	335.6	35.7
94	4/4/2010 11:00	1100	-0.944	51.12	1.486	156.6	14.53	0.942	-5.839	-6.902	0.121	0.103	335.6	35.7
94	4/4/2010 12:00	1200	-0.879	46.21	3.215	240.3	48.37	8.47	-5.778	-6.256	0.121	0.103	335.6	35.7
94	4/4/2010 13:00	1300	-0.278	43.92	2.797	243.6	71.4	13.8	-5.626	-5.563	0.122	0.103	335.6	35.7
94	4/4/2010 14:00	1400	0.587	37.98	3.222	220.6	84.1	17.3	-5.408	-4.905	0.122	0.104	335.5	35.7
94	4/4/2010 15:00	1500	1.086	35.45	3.649	214.6	97.7	19.01	-5.161	-4.336	0.123	0.103	335.5	35.7
94	4/4/2010 16:00	1600	1.427	29.72	2.629	200.7	80.9	19.49	-4.882	-3.879	0.125	0.104	335.5	35.7
94	4/4/2010 17:00	1700	0.831	28.45	4.725	206.2	36.27	17.97	-4.627	-3.61	0.126	0.105	335.4	35.7

Faro Meteorological Data
January 01 - December 31, 2010

Faro Climate Station - 2010 data

Note: Cumulative precipitation is calculated in column 'V', while raw instrument numbers are seen in column 'U'. -0.1

Julian Day	Date	Hr	Tair	RH %	WindV	WindD	NetRad	SoilHF	SoilT2	SoilT3	Soil W	SnoD	Precip	Precip (rev)
94	4/4/2010 18:00	1800	0.652	31.27	4.17	185.7	33.21	14.62	-4.425	-3.512	0.127	0.104	335.4	35.7
94	4/4/2010 19:00	1900	0.113	32.07	3.613	199.8	6.312	10.41	-4.284	-3.571	0.127	0.104	335.5	35.8
94	4/4/2010 20:00	2000	-1.146	35.66	3.018	200.7	-34.65	6.272	-4.216	-3.798	0.127	0.102	335.5	35.8
94	4/4/2010 21:00	2100	-2.217	38.33	1.681	192.3	-49.31	-0.248	-4.222	-4.218	0.128	0.102	335.5	35.8
94	4/4/2010 22:00	2200	-3.508	43.38	1.508	128	-30.03	-5.739	-4.294	-4.748	0.127	0.1	335.5	35.8
94	4/4/2010 23:00	2300	-5.848	51.17	1.554	43.17	-51.17	-8.23	-4.412	-5.194	0.127	0.105	335.5	35.8
94	4/5/2010 0:00	2400	-6.689	54.61	2.115	31.18	-40.1	-9.95	-4.554	-5.598	0.126	0.105	335.5	35.8
95	4/5/2010 1:00	100	-7.04	56.94	2.019	27.11	-48.21	-9.96	-4.708	-5.884	0.126	0.105	335.5	35.8
95	4/5/2010 2:00	200	-8.05	60.83	1.787	27.51	-39.27	-11.51	-4.858	-6.187	0.125	0.105	335.5	35.8
95	4/5/2010 3:00	300	-7.92	61.66	1.568	47.69	-22.98	-10.95	-5.01	-6.437	0.125	0.105	335.4	35.8
95	4/5/2010 4:00	400	-6.917	61.95	0.873	103.9	-19.17	-9.46	-5.147	-6.566	0.124	0.103	335.4	35.8
95	4/5/2010 5:00	500	-7.24	65.52	1.475	38.53	-22.69	-8.71	-5.26	-6.65	0.123	0.104	335.4	35.8
95	4/5/2010 6:00	600	-7.58	69.72	1.317	73.2	-32.6	-8.25	-5.356	-6.736	0.123	0.102	335.4	35.8
95	4/5/2010 7:00	700	-7.86	69.39	1.119	101.3	-50.93	-10.56	-5.443	-6.916	0.123	0.104	335.4	35.8
95	4/5/2010 8:00	800	-7.87	67.52	0.988	114.7	-43.74	-14.29	-5.546	-7.28	0.123	0.095	335.4	35.8
95	4/5/2010 9:00	900	-6.595	61.28	1.199	101.3	-33.9	-13.8	-5.675	-7.56	0.122	0.099	335.4	35.8
95	4/5/2010 10:00	1000	-5.048	56.76	2.35	140.5	-17.42	-6.866	-5.797	-7.45	0.121	0.095	335.4	35.8
95	4/5/2010 11:00	1100	-3.937	52.3	4.133	161.6	12.73	1.308	-5.831	-6.964	0.121	0.103	335.4	35.8
95	4/5/2010 12:00	1200	-3.216	48.18	3.907	155	43.56	7.9	-5.762	-6.315	0.121	0.102	335.3	35.8
95	4/5/2010 13:00	1300	-2.219	43.62	3.894	163.6	72.3	12.84	-5.608	-5.627	0.122	0.101	335.3	35.8
95	4/5/2010 14:00	1400	-1.163	36.79	3.355	162.7	85.7	16.46	-5.393	-4.943	0.123	0.101	335.3	35.8
95	4/5/2010 15:00	1500	-0.378	30.72	3.94	179.6	90.4	18.32	-5.144	-4.319	0.124	0.1	335.3	35.8
95	4/5/2010 16:00	1600	0.117	27.52	4.075	173	77.5	18.19	-4.86	-3.848	0.125	0.101	335.3	35.8
95	4/5/2010 17:00	1700	0.604	26.44	3.449	165.6	52.56	16.6	-4.592	-3.539	0.126	0.102	335.2	35.8
95	4/5/2010 18:00	1800	0.909	28.02	3.254	179.7	22.46	14.29	-4.368	-3.373	0.127	0.101	335.3	35.9
95	4/5/2010 19:00	1900	0.32	31.58	3.286	179.4	-9.12	10.34	-4.206	-3.42	0.127	0.102	335.2	35.9
95	4/5/2010 20:00	2000	-0.379	34.43	3.519	172.9	-38.54	3.847	-4.138	-3.787	0.128	0.103	335.3	36
95	4/5/2010 21:00	2100	-2.083	40.08	2.865	159.4	-58.04	-1.023	-4.16	-4.25	0.128	0.104	335.3	36
95	4/5/2010 22:00	2200	-3.361	46.09	1.615	125.7	-48.91	-6.311	-4.249	-4.762	0.128	0.104	335.3	36
95	4/5/2010 23:00	2300	-3.855	47.19	1.193	107.7	-45.29	-9.84	-4.383	-5.272	0.127	0.103	335.3	36
95	4/6/2010 0:00	2400	-3.662	43.36	0.949	112.4	-44.28	-11.79	-4.545	-5.72	0.127	0.104	335.3	36
96	4/6/2010 1:00	100	-3.819	43.45	1.497	108.2	-45.8	-12.49	-4.722	-6.092	0.126	0.097	335.3	36
96	4/6/2010 2:00	200	-4.503	45.6	0.976	106.8	-37.97	-12.88	-4.894	-6.394	0.125	0.102	335.3	36
96	4/6/2010 3:00	300	-3.453	44.7	1.303	123	-13.97	-11.83	-5.056	-6.63	0.124	0.103	335.2	36
96	4/6/2010 4:00	400	-3.021	49.51	2.353	136.8	-23.86	-7.83	-5.194	-6.615	0.124	0.104	335.2	36
96	4/6/2010 5:00	500	-2.648	53.83	2.811	144.3	-22.68	-5.308	-5.281	-6.53	0.123	0.104	335.3	36.1
96	4/6/2010 6:00	600	-2.555	56.4	2.524	163.2	-30.13	-3.726	-5.328	-6.426	0.123	0.101	335.2	36.1
96	4/6/2010 7:00	700	-2.88	59.13	2.582	157.4	-22.15	-3.816	-5.352	-6.405	0.123	0.104	335.2	36.1
96	4/6/2010 8:00	800	-2.891	62.22	2.182	136	-18.02	-2.328	-5.37	-6.34	0.123	0.105	335.2	36.1
96	4/6/2010 9:00	900	-2.101	61.13	2.522	143.3	-26.9	-1.292	-5.373	-6.253	0.123	0.104	335.2	36.1
96	4/6/2010 10:00	1000	-1.893	62.29	5.046	154.9	3.99	2.249	-5.355	-6.042	0.123	0.104	335.3	36.2
96	4/6/2010 11:00	1100	-0.649	58.95	6.7	162.1	17.63	8.47	-5.281	-5.584	0.123	0.103	335.3	36.2
96	4/6/2010 12:00	1200	-0.201	56.07	3.936	146	18.7	12.91	-5.131	-5.001	0.124	0.102	335.2	36.2
96	4/6/2010 13:00	1300	0.17	55.31	5.209	153.1	50.59	13.78	-4.929	-4.604	0.125	0.103	335.2	36.2
96	4/6/2010 14:00	1400	0.986	51.81	6.087	161.4	84.7	19.07	-4.725	-4.006	0.125	0.103	335.2	36.2
96	4/6/2010 15:00	1500	1.086	48.09	6.505	168.5	53.96	19.63	-4.476	-3.517	0.127	0.103	335.2	36.2
96	4/6/2010 16:00	1600	1.295	48.5	3.613	162.2	52.41	18.63	-4.237	-3.251	0.128	0.103	335.2	36.2
96	4/6/2010 17:00	1700	1.369	47.37	3.941	143	21.28	17.1	-4.044	-3.061	0.128	0.102	335.1	36.2
96	4/6/2010 18:00	1800	0.961	50.64	6.333	166.5	16.69	13.61	-3.897	-3.052	0.129	0.104	335.2	36.3
96	4/6/2010 19:00	1900	-0.268	65.19	6.226	181.8	11.35	12.59	-3.795	-3.028	0.13	0.104	335.7	36.8
96	4/6/2010 20:00	2000	-3.56	89.9	6.5	243.9	-2.808	7.48	-3.726	-3.202	0.13	0.106	336.3	37.4
96	4/6/2010 21:00	2100	-3.871	78.3	3.145	228.1	-19.4	3.435	-3.713	-3.485	0.13	0.105	336.3	37.4
96	4/6/2010 22:00	2200	-4.286	74.9	1.782	219.2	-36.44	0.129	-3.747	-3.798	0.13	0.1	336.3	37.4
96	4/6/2010 23:00	2300	-5.717	78.5	1.035	131.6	-34.54	-4.939	-3.814	-4.211	0.13	0.105	336.3	37.4
96	4/7/2010 0:00	2400	-5.287	78.9	2.541	205.2	-35.23	-6.273	-3.912	-4.585	0.13	0.103	336.3	37.4
97	4/7/2010 1:00	100	-6.574	81.9	0.856	85	-48.26	-7.88	-4.029	-4.841	0.129	0.099	336.3	37.4
97	4/7/2010 2:00	200	-7.15	82.3	0.972	128.8	-46.34	-12.75	-4.145	-5.299	0.129	0.101	336.3	37.4
97	4/7/2010 3:00	300	-9.19	82.7	1.045	43.43	-45.31	-14.68	-4.291	-5.713	0.128	0.104	336.3	37.4
97	4/7/2010 4:00	400	-8.85	80.6	0.982	122.4	-43.3	-15.57	-4.45	-6.05	0.128	0.102	336.2	37.4
97	4/7/2010 5:00	500	-9.78	79	1.848	28.43	-46.74	-15.44	-4.61	-6.334	0.127	0.102	336.2	37.4
97	4/7/2010 6:00	600	-10.78	81.4	1.102	40.89	-41.34	-15.2	-4.768	-6.538	0.126	0.102	336.2	37.4
97	4/7/2010 7:00	700	-10.38	81.2	1.522	58.6	-42.05	-15.74	-4.913	-6.777	0.126	0.103	336.2	37.4
97	4/7/2010 8:00	800	-10.48	77.9	2.002	28.58	-43.77	-14.98	-5.055	-6.96	0.125	0.099	336.2	37.4
97	4/7/2010 9:00	900	-6.683	64.17	0.903	55.41	-32.04	-12.64	-5.18	-7.02	0.125	0.09	336.2	37.4
97	4/7/2010 10:00	1000	-1.853	46.86	0.806	71.3	-15.37	-9.42	-5.283	-6.995	0.124	0.085	336.2	37.4
97	4/7/2010 11:00	1100	-1.043	39.92	1.253	335.9	4.364	-3.172	-5.357	-6.74	0.124	0.101	336.2	37.4
97	4/7/2010 12:00	1200	-4.354	49.73	3.496	277.4	40.31	3.336	-5.386	-6.311	0.124	0.101	336.2	37.4
97	4/7/2010 13:00	1300	-3.249	47.49	3.056	274.7	94.1	11.04	-5.362	-5.742	0.124	0.1	336.1	37.4
97	4/7/2010 14:00	1400	-2.616	44.8	2.751	246.8	69.18	13.49	-5.264	-5.229	0.124	0.102	336.1	37.4
97	4/7/2010 15:00	1500	-3.886	59.78	3.865	298	77.2	15.84	-5.134	-4.821	0.124	0.103	336.1	37.4
97	4/7/2010 16:00	1600	-4.666	67.54	2.583	297.3	46.55	13.18	-4.98	-4.626	0.125	0.101	336.2	37.5
97	4/7/2010 17:00	1700	-0.86	49.16	1.202	66.01	20.39	8.87	-4.841	-4.637	0.125	0.088	336.1	37.5
97	4/7/2010 18:00	1800	-3.435	51.68	2.449	247.4	-21.42	4.562	-4.746	-4.745	0.126	0.101	336.1	37.5
97	4/7/2010 19:00	1900	-1.896	49.55	1.41	161.9	-15.27	1.263	-4.699	-4.975	0.126	0.102	336.1	37.5
97	4/7/2010 20:00	2000	-3.793	56.16	1.804	159.6	-35.05	-2.954	-4.699	-5.245	0.126	0.094	336.1	37.5
97	4/7/2010 21:00	2100	-4.784	56.49	0.887	53.36	-42.09	-7.96	-4.735	-5.643	0.126	0.1	336.2	37.6
97	4/7/2010 22:00	2200	-8.61	65.81	1.478	33.62	-47.72	-11.73	-4.814	-6.082	0.126	0.105	336.2	37.6
97	4/7/2010 23:00	2300	-9.58	68.98	2.11	26.84	-49.54	-12.96	-4.931	-6.412	0.126	0.104	336.2	37.6
97	4/8/2010 0:00	2400	-10.64	72	1.24	35.65	-43.34	-13.85	-5.06	-6.682	0.125	0.101	336.2	37.6
98	4/8/2010 1:00	100	-11.12	75	1.195	33.83	-40.3	-15.7	-5.191	-7	0.125	0.102	336.1	37.6
98	4/8/2010 2:00	200	-11.34	75	1.261	31.56	-41.91	-16.19	-5.329	-7.28	0.124	0.096	336.1	37.6
98	4/8/2010 3:00	300	-12.05	78.4	0.969	22.67	-39.89	-16.87	-5.469	-7.53	0.124	0.094	336.1	37.6
98	4/8/2010 4:00	400	-12.37	81.5	0.937	43.12	-37.46	-18.27	-5.608	-7.81	0.123	0.099	336.1	37.6
98	4/8/2010 5:00	500	-12.32	83.3	1.21	44.06	-37.85	-18.11	-5.749	-8.04	0.123	0.102	336.1	37.6
98	4/8/2010 6:00	600	-12.71	86.8	0.916	49.17	-30.9	-17.4	-5.888	-8.19	0.122	0.102	336.1	37.6
98	4/8/2010 7:00	700	-11.77	88.7	0.508	30.06	-8.19	-15.29	-6.012	-8.27	0.121	0.102	336	37.6
98	4/8/2010 8:00	800	-10.13	86.7	0.353	66.34	-3.913	-11.1	-6.115	-8.15	0.121	0.103	336	37.6
98	4/8/2010 9:00	900	-8.61	85.7	0.975	164.3	-6.447	-7.6	-6.178	-7.96	0.121	0.102	336.1	37.7
98	4/8/2010 10:00	1000	-7.37	81.1	0.679	199.4	-16.01	-4.427	-6.201	-7.72	0.121	0.099	336.1	37.7
98	4/8/2010 11:00	1100	-7.07	79.1	1.849	270.9	-17.84	-0.95	-6.191	-7.44	0.12	0.1	336.2	37.8
98	4/8/2010 12:00	1200	-6.206	74.8	2.901	287.3	15.24	2.99	-6.151	-7.07	0.121	0.102	336.1	37.8
98	4/8/2010 13:00	1300	-5.26	69.91	4.607	287.1	46.75	6.689	-6.071	-6.67	0.121	0.1	336.1	37.8
98	4/8/2010 14:00	1400	-4.617	69.09	4.213	289.4	64.83	9.61	-5.96	-6.262	0.121	0.1	336.1	37.8
98	4/8/2010 15:00	1500	-4.056	69.9	4.346	289.3	82.7	12.76	-5.826	-5.843	0.122	0.101	336.1	37.8
98	4/8/2010 16:00	1600	-4.369	75.3	3.808	291.7	43.24	13.77	-5.668	-5.46	0.122	0.102	336.2	37.9
98	4/8/2010 17:00	1700	-4.397	77.3	3.234	292.8	28.98	10.71	-5.51	-5.334	0.123	0.105	336.3	38
98	4/8/2010 18:00	1800	-4.14	75.5	2.656	291.8	18.57	8.73	-5.387	-5.282	0.123	0.107	336.4	38.1
98	4/8/2010 19:00	1900	-4.526	78.5	2.523	298.2	5.164	6.177	-5.293	-5.294	0.123	0.109	336.5	38.2
98	4/8/2010 20:00	2000	-4.863	80.4	2.363	302	-5.58	3.351	-5.232	-5.397	0.124	0.109	336.5	38.2
98	4/8/2010 21:00	2100	-5.461	85.1	2.281	303.1	-14.38	0.988	-5.201	-5.538	0.124	0.11	336.5	38.2
98	4/8/2010 22:00	2200	-5.902	89.4	2.182	310.1	-10.54	-0.761	-5.197	-5.698	0.124	0.109	336.6	38.3
98	4/8/2010 23:00	2300	-6.254	93.3	1.682	288.2	-13	-1.414	-5.212	-5.81	0.124	0.11	336.7	38.4
98	4/9/2010 0:00	2400	-6.265	89.7	1.311	25.73	-16.4	-1.875	-5.234	-5.902	0.124	0.108	336.8	38.5
99	4/9/2010 1:00	100	-6.781	84.3	1.079	43.68	-19.19	-2.577	-5.26	-5.988	0.124	0.106	336.8	38.5
99	4/9/2010 2:00	200	-7.23	88.4	0.653	48.26	-9.09	-2.98	-5.289	-6.079	0.124	0.116	336.9	38.6
99	4/9/2010 3:00	300	-7.12	85.2	2.287	31.78	-13.23	-2.959	-5.32	-6.136	0.124	0.118	336.9	38.6
99	4/9/2010 4:00	400	-7.28	84.6	2.434	42.19	-14.45	-2.502	-5.351	-6.159	0.123	0.126	337.2	38.9
99	4/9/2010 5:00	500	-7.88	77.4	1.935	46.15	-23.79	-2.648	-5.374	-6.182	0.123	0.125	337.2	38.9
99	4/9/2010 6:00	600	-8.95	77.3	3.19	49.33	-30.52	-3.71	-5.395	-6.26	0.123	0.126	337.2	38.9
99	4/9/2010 7:00	700	-9.24	75.5	1.657	20.37	-29.73	-4.532	-5.423	-6.353	0.123	0.124	337.2	38.9
99	4/9/2010 8:00	800	-9.45	67.06	2.018	32.95	-39.62	-5.216	-5.457	-6.458	0.123	0.124	337.2	38.9
99	4/9/2010 9:00	900	-8	56.51	1.271	15.53	-35.05	-4.963	-5.494	-6.528	0.123	0.116	337.2	38.9
99	4/9/2010 10:00	1000	-6.052	52.93	1.254	46.57	-15.9	-4.302	-5.528	-6.563	0.123	0.119	337.2	38.9
99	4/9/2010 11:00	1100	-3.855	44.32	1.966	55.46	7.29	0.212	-5.55	-6.394	0.123	0.12	337.2	38.9
99	4/9/2010 12:00	1200	-3.74	42.91	2.622	55.62	19.19	4.531	-5.544	-6.061	0.123	0.113	337.1	38.9
99	4/9/2010 13:00	1300	-0.911	33.65	1.507	70	70.6	8.87	-5.5	-5.687	0.123	0.109	337.1	38.9
99	4/9/2010 14:00	1400	-3.031	39.97	2.027	39.61	18.97	11.29	-5.409	-5.273	0.123	0.118	337.1	38.9
99	4/9/2010 15:00	1500	-0.634	33.73	1.815	54.86	51.3	10.78	-5.295	-5.081	0.123	0.119	337	38.9
99	4/9/2010 16:00	1600	-1.92	38.52	2.748	36.41	75.2	12.62	-5.179	-4.813	0.124	0.116	337	38.9
99	4/9/2010 17:00	1700	-1.911	37.72	2.291	30.65	46.58	13.97	-5.051	-4.514	0.124	0.115	337	38.9
99	4/9/2010 18:00	1800	-3.936	44.82	3.013	22.87	-5.374	10.09	-4.916	-4.444	0.125	0.118	337	38.9
99	4/9/2010 19:00	1900	-4.155	48.29	2.564	22.08	-17.86	5.356	-4.817	-4.623	0.125	0.117	337	38.9
99	4/9/2010 20:00	2000	-5.326	53.34	2.199	6.154	-42.19	1.15	-4.773	-4.868	0.125	0.117	337	38.9
99	4/9/2010 21:00	2100	-7.16	56.88	2.358	29.82	-43.69	-2.769	-4.777	-5.196	0.126	0.118	337	38.9
99	4/9/2010 22:00	2200	-7.33	57.39	1.037	55.2	-30.11	-5.267	-4.821	-5.499	0.126	0.118	337	38.9

Faro Meteorological Data
January 01 - December 31, 2010

Faro Climate Station - 2010 data

Note: Cumulative precipitation is calculated in column 'V', while raw instrument numbers are seen in column 'U'. -0.1

Julian Day	Date	Hr	Tair	RH %	WindV	WindD	NetRad	SoilHF	SoilT2	SoilT3	Soil W	SnoD	Precip	Precip (rev)
99	4/9/2010 23:00	2300	-6.92	59.17	1.466	50.42	-18.02	-6.443	-4.891	-5.76	0.125	0.117	337	38.9
99	4/10/2010 0:00	2400	-6.752	59.01	0.581	94.2	-16.23	-5.622	-4.971	-5.884	0.125	0.119	337	38.9
100	4/10/2010 1:00	100	-7.13	62.07	1.401	29.87	-21.93	-5.818	-5.045	-5.995	0.125	0.117	336.9	38.9
100	4/10/2010 2:00	200	-7.74	62.21	1.74	36.96	-24.41	-5.891	-5.109	-6.096	0.125	0.117	337	39
100	4/10/2010 3:00	300	-8.29	64.14	1.551	20.97	-23.16	-6.298	-5.171	-6.198	0.124	0.118	337	39
100	4/10/2010 4:00	400	-8.48	65.94	1.371	8.47	-26.75	-6.297	-5.23	-6.294	0.124	0.115	336.9	39
100	4/10/2010 5:00	500	-9.41	69.48	0.428	313.5	-24.53	-7.75	-5.288	-6.429	0.124	0.108	336.9	39
100	4/10/2010 6:00	600	-9.59	71.3	0.624	344.7	-17.87	-9.52	-5.35	-6.642	0.124	0.117	336.9	39
100	4/10/2010 7:00	700	-9.47	72.7	0.605	352.4	-23.51	-8.94	-5.424	-6.767	0.123	0.112	336.9	39
100	4/10/2010 8:00	800	-9.36	69.89	0.402	323.3	-23.57	-9.78	-5.5	-6.898	0.123	0.111	336.9	39
100	4/10/2010 9:00	900	-6.446	54.93	0.31	69.99	-21.15	-8.32	-5.567	-6.974	0.123	0.098	336.9	39
100	4/10/2010 10:00	1000	-2.807	43.81	0.412	144.5	-9.93	-5.893	-5.628	-6.922	0.123	0.1	336.9	39
100	4/10/2010 11:00	1100	-0.886	37.65	0.578	119.1	7.97	-0.715	-5.657	-6.677	0.123	0.095	336.9	39
100	4/10/2010 12:00	1200	2.793	29.62	0.597	75	34.25	4.814	-5.648	-6.263	0.123	0.104	336.8	39
100	4/10/2010 13:00	1300	1.643	33.98	0.832	123.1	57.52	10.64	-5.6	-5.743	0.123	0.108	336.8	39
100	4/10/2010 14:00	1400	0.183	38.65	1.375	211.9	94.3	15.54	-5.495	-5.189	0.123	0.108	336.8	39
100	4/10/2010 15:00	1500	0.853	39.17	1.218	340.9	68.49	17.55	-5.344	-4.69	0.123	0.09	336.7	39
100	4/10/2010 16:00	1600	1.643	32.81	1.03	355.6	78.3	18.41	-5.157	-4.298	0.124	0.106	336.7	39
100	4/10/2010 17:00	1700	2.659	30.95	0.969	71.5	45.86	18.08	-4.963	-3.987	0.125	0.1	336.7	39
100	4/10/2010 18:00	1800	0.795	31.62	1.402	120.9	15.89	14.03	-4.781	-3.869	0.125	0.1	336.6	39
100	4/10/2010 19:00	1900	1.647	28.93	1.446	68.7	-10.19	8.76	-4.642	-3.983	0.126	0.098	336.7	39.1
100	4/10/2010 20:00	2000	-2.032	37.01	1.286	10	-37.93	1.483	-4.57	-4.389	0.126	0.11	336.7	39.1
100	4/10/2010 21:00	2100	-5.212	48.4	2.688	30.8	-50.96	-3.474	-4.575	-4.883	0.126	0.11	336.7	39.1
100	4/10/2010 22:00	2200	-6.853	53.45	2.349	17.76	-53.52	-5.565	-4.64	-5.227	0.126	0.109	336.7	39.1
100	4/10/2010 23:00	2300	-8.01	57.93	1.723	24.65	-48.22	-7.7	-4.733	-5.554	0.126	0.113	336.7	39.1
100	4/11/2010 0:00	2400	-8.46	59.27	1.983	18.32	-49.33	-9.69	-4.837	-5.884	0.126	0.11	336.7	39.1
101	4/11/2010 1:00	100	-9.4	62.44	1.26	21.48	-44.16	-10.66	-4.956	-6.151	0.125	0.107	336.7	39.1
101	4/11/2010 2:00	200	-9.93	64.66	1.279	356.9	-42.38	-12.46	-5.077	-6.446	0.125	0.104	336.6	39.1
101	4/11/2010 3:00	300	-11.04	68.77	0.722	12.82	-36.11	-13.76	-5.203	-6.725	0.124	0.107	336.6	39.1
101	4/11/2010 4:00	400	-11.05	69.42	0.979	14.01	-37.15	-15.52	-5.335	-7.04	0.124	0.11	336.6	39.1
101	4/11/2010 5:00	500	-10.98	68.05	0.955	30.09	-36.39	-15.61	-5.475	-7.29	0.123	0.103	336.6	39.1
101	4/11/2010 6:00	600	-11.82	71.3	0.831	31.26	-34.85	-15.84	-5.615	-7.5	0.123	0.11	336.6	39.1
101	4/11/2010 7:00	700	-11.28	68.8	0.842	16.37	-33.16	-16.24	-5.748	-7.72	0.122	0.1	336.6	39.1
101	4/11/2010 8:00	800	-9.9	62.48	1.168	57.04	-32.66	-16.02	-5.88	-7.9	0.122	0.102	336.6	39.1
101	4/11/2010 9:00	900	-6.688	49.6	1.924	100	-28.22	-12.48	-6	-7.92	0.121	0.105	336.5	39.1
101	4/11/2010 10:00	1000	-3.191	37.95	1.55	78.3	-9.86	-6.642	-6.086	-7.69	0.121	0.092	336.5	39.1
101	4/11/2010 11:00	1100	0.399	30.46	1.066	74.8	18.59	0.036	-6.102	-7.25	0.121	0.094	336.5	39.1
101	4/11/2010 12:00	1200	-0.369	31.82	2.183	138.7	43.54	7.04	-6.061	-6.654	0.121	0.107	336.5	39.1
101	4/11/2010 13:00	1300	-1.19	33.2	3.596	168.3	61.61	12.17	-5.97	-6.04	0.121	0.106	336.5	39.1
101	4/11/2010 14:00	1400	-0.851	34.79	4.993	166.9	73.6	15.35	-5.822	-5.501	0.122	0.108	336.4	39.1
101	4/11/2010 15:00	1500	-0.279	35.06	4.577	160.2	68.17	16.65	-5.647	-5.055	0.122	0.108	336.5	39.2
101	4/11/2010 16:00	1600	0.26	35.34	4.357	158	51.66	16.82	-5.453	-4.695	0.123	0.109	336.4	39.2
101	4/11/2010 17:00	1700	0.717	36.26	4.373	157.7	45.01	15.5	-5.264	-4.468	0.123	0.107	336.4	39.2
101	4/11/2010 18:00	1800	1.463	35.44	3.818	151.7	19.62	14.41	-5.095	-4.29	0.124	0.108	336.4	39.2
101	4/11/2010 19:00	1900	1.375	34.95	4.485	165	-15.43	10.9	-4.952	-4.278	0.125	0.109	336.4	39.2
101	4/11/2010 20:00	2000	0.282	37.94	5.004	165.5	-47.9	5.172	-4.854	-4.505	0.125	0.108	336.5	39.3
101	4/11/2010 21:00	2100	-0.721	40.77	3.717	163	-56.14	1.167	-4.815	-4.805	0.126	0.107	336.5	39.3
101	4/11/2010 22:00	2200	-2.052	45.67	2.346	140.5	-53.22	-2.722	-4.826	-5.134	0.125	0.107	336.5	39.3
101	4/11/2010 23:00	2300	-2.455	47.16	2.889	142.8	-55.78	-5.78	-4.872	-5.487	0.125	0.107	336.5	39.3
101	4/12/2010 0:00	2400	-2.472	45.95	2.328	122.4	-53.26	-6.612	-4.942	-5.737	0.125	0.107	336.5	39.3
102	4/12/2010 1:00	100	-3.347	48.58	1.267	92.8	-47.3	-7.26	-5.02	-5.939	0.125	0.108	336.5	39.3
102	4/12/2010 2:00	200	-3.203	47.08	1.15	101.4	-47.72	-8.46	-5.101	-6.153	0.124	0.111	336.5	39.3
102	4/12/2010 3:00	300	-3.392	46.92	0.852	111.3	-45.45	-9.83	-5.19	-6.379	0.124	0.111	336.5	39.3
102	4/12/2010 4:00	400	-3.587	47.83	1.459	115.3	-48.48	-10.36	-5.285	-6.582	0.124	0.107	336.4	39.3
102	4/12/2010 5:00	500	-3.796	49.63	2.371	155.3	-52.82	-10.01	-5.383	-6.726	0.123	0.107	336.4	39.3
102	4/12/2010 6:00	600	-3.914	49.74	2.327	155.6	-53.78	-9.55	-5.47	-6.833	0.123	0.107	336.4	39.3
102	4/12/2010 7:00	700	-6.025	55.2	1.462	11.34	-44.31	-9.96	-5.547	-6.949	0.123	0.108	336.4	39.3
102	4/12/2010 8:00	800	-6.188	54.8	1.354	31.61	-39.01	-10.28	-5.62	-7.1	0.123	0.105	336.5	39.4
102	4/12/2010 9:00	900	-2.405	44.48	1.198	54.15	-32	-7.23	-5.694	-7.09	0.122	0.096	336.5	39.4
102	4/12/2010 10:00	1000	-0.446	40.77	1.381	127.4	-8.48	-3.226	-5.744	-6.912	0.122	0.103	336.4	39.4
102	4/12/2010 11:00	1100	-0.771	44.76	3.385	154	15.88	3.848	-5.74	-6.482	0.122	0.106	336.4	39.4
102	4/12/2010 12:00	1200	-0.3	43.11	4.066	161.5	48.9	11.01	-5.682	-5.871	0.122	0.104	336.4	39.4
102	4/12/2010 13:00	1300	0.858	39.77	3.36	168.8	72.2	16.46	-5.566	-5.236	0.123	0.103	336.4	39.4
102	4/12/2010 14:00	1400	1.627	37.79	3.368	165.8	81.4	20.26	-5.392	-4.63	0.123	0.104	336.4	39.4
102	4/12/2010 15:00	1500	2.572	34.12	2.635	154.4	84.7	21.81	-5.19	-4.117	0.124	0.104	336.3	39.4
102	4/12/2010 16:00	1600	3.238	32.88	2.435	145.2	71.6	21.85	-4.96	-3.712	0.125	0.102	336.3	39.4
102	4/12/2010 17:00	1700	3.02	33.25	2.562	231.4	43.18	20.44	-4.732	-3.432	0.125	0.108	336.2	39.4
102	4/12/2010 18:00	1800	2.35	36.52	2.437	221.1	25.81	17.02	-4.539	-3.335	0.126	0.108	336.3	39.5
102	4/12/2010 19:00	1900	2.734	35.67	2.013	204.7	7.73	14.51	-4.404	-3.324	0.127	0.104	336.2	39.5
102	4/12/2010 20:00	2000	2.782	35.47	2.663	181	-20.72	8.97	-4.312	-3.499	0.127	0.107	336.2	39.5
102	4/12/2010 21:00	2100	0.931	40.11	2.278	200.7	-40.07	2.992	-4.264	-3.891	0.127	0.107	336.3	39.6
102	4/12/2010 22:00	2200	-0.295	46.75	1.749	159.6	-14.45	0.039	-4.275	-4.25	0.128	0.109	336.3	39.6
102	4/12/2010 23:00	2300	-0.719	49.2	0.768	72	-9.29	0.097	-4.323	-4.427	0.128	0.106	336.3	39.6
102	4/13/2010 0:00	2400	-1.309	50.17	1.198	139.2	-43.28	-1.923	-4.371	-4.605	0.127	0.1	336.2	39.6
103	4/13/2010 1:00	100	-3.41	55.96	0.633	77.8	-36.76	-8.06	-4.432	-5.048	0.127	0.104	336.2	39.6
103	4/13/2010 2:00	200	-5.181	61.94	1.107	46.14	-38.21	-10.7	-4.533	-5.473	0.127	0.106	336.2	39.6
103	4/13/2010 3:00	300	-5.544	62.99	0.726	38.22	-33.66	-11.49	-4.661	-5.786	0.126	0.102	336.2	39.6
103	4/13/2010 4:00	400	-5.035	61.63	1.142	22.75	-24.62	-11.5	-4.792	-6.032	0.126	0.103	336.2	39.6
103	4/13/2010 5:00	500	-3.575	55.76	0.888	267.8	-21.86	-10.03	-4.919	-6.155	0.125	0.105	336.2	39.6
103	4/13/2010 6:00	600	-3.624	56.35	0.765	294.3	-14	-9.03	-5.027	-6.242	0.125	0.107	336.1	39.6
103	4/13/2010 7:00	700	-3.692	55.11	1.037	233.4	-12.18	-7.55	-5.115	-6.274	0.125	0.107	336.2	39.7
103	4/13/2010 8:00	800	-3.709	54.11	1.854	192.7	-13.6	-5.177	-5.183	-6.224	0.124	0.106	336.2	39.7
103	4/13/2010 9:00	900	-3.092	50.74	1.812	225.8	-30.26	-3.425	-5.224	-6.132	0.124	0.103	336.2	39.7
103	4/13/2010 10:00	1000	-1.207	44.91	3.808	244.5	2.452	-0.152	-5.234	-5.982	0.124	0.103	336.2	39.7
103	4/13/2010 11:00	1100	-1.233	50.93	7.74	246.4	33.03	8.72	-5.21	-5.475	0.124	0.102	336	39.7
103	4/13/2010 12:00	1200	-0.804	52.73	6.366	248.8	49.9	11.69	-5.129	-5.01	0.124	0.101	336	39.7
103	4/13/2010 13:00	1300	-0.259	54.6	6.251	262.1	71.5	16.11	-4.999	-4.514	0.125	0.101	336.1	39.8
103	4/13/2010 14:00	1400	-0.639	66.62	5.194	272	72.7	18.81	-4.824	-4.025	0.125	0.102	336.1	39.8
103	4/13/2010 15:00	1500	-1.311	81.5	3.087	267.3	51.59	17.48	-4.626	-3.7	0.126	0.099	336.4	40.1
103	4/13/2010 16:00	1600	0.321	74	1.302	313.4	47.86	18.31	-4.439	-3.406	0.127	0.093	336.4	40.1
103	4/13/2010 17:00	1700	0.332	71.8	1.581	317.8	0.074	17.02	-4.261	-3.184	0.128	0.099	336.5	40.2
103	4/13/2010 18:00	1800	-0.668	85.7	1.83	51.73	-16.01	13.56	-4.11	-3.15	0.128	0.113	337	40.7
103	4/13/2010 19:00	1900	-0.35	80	1.444	61.66	-26.45	9.57	-4.009	-3.255	0.129	0.113	337	40.7
103	4/13/2010 20:00	2000	0.774	65.77	3.253	221.3	-19.11	6.97	-3.954	-3.405	0.129	0.112	337	40.7
103	4/13/2010 21:00	2100	-0.645	83.3	2.908	159.3	-4.721	5.386	-3.928	-3.53	0.129	0.113	337.2	40.9
103	4/13/2010 22:00	2200	-0.959	85.5	2.306	148	-8.19	3.937	-3.92	-3.657	0.129	0.112	337.2	40.9
103	4/13/2010 23:00	2300	0.934	57	6.352	249.2	-12.59	2.992	-3.926	-3.773	0.129	0.102	337.1	40.9
103	4/14/2010 0:00	2400	0.54	57.05	6.431	243	-12	3.008	-3.94	-3.848	0.129	0.102	337.1	40.9
104	4/14/2010 1:00	100	-0.147	59.33	6.803	255.6	-24.71	2.213	-3.957	-3.928	0.129	0.102	337.1	40.9
104	4/14/2010 2:00	200	-0.487	59.91	5.055	258.8	-22.28	1.498	-3.977	-4.021	0.129	0.101	337.1	40.9
104	4/14/2010 3:00	300	-0.729	60.39	4.545	255.2	-17.69	0.712	-3.999	-4.126	0.129	0.102	337	40.9
104	4/14/2010 4:00	400	-1.101	62.1	3.847	258.2	-14.2	0.637	-4.026	-4.206	0.129	0.101	337	40.9
104	4/14/2010 5:00	500	-1.284	62.18	3.51	258.3	-19.31	0.265	-4.052	-4.279	0.129	0.102	337	40.9
104	4/14/2010 6:00	600	-1.661	62.87	2.194	262.9	-20.98	-0.688	-4.082	-4.382	0.129	0.102	337	40.9
104	4/14/2010 7:00	700	-1.665	61.31	3.539	247.9	-41.18	-1.685	-4.118	-4.511	0.128	0.1	337	40.9
104	4/14/2010 8:00	800	-1.851	60.49	2.153	238.2	-44.43	-2.485	-4.162	-4.65	0.128	0.099	337.1	41
104	4/14/2010 9:00	900	-0.832	56.63	2.394	197	-16.34	-0.914	-4.214	-4.731	0.128	0.099	337.1	41
104	4/14/2010 10:00	1000	0.48	51.32	3.443	180.2	13.16	6.976	-4.242	-4.405	0.128	0.099	337.1	41
104	4/14/2010 11:00	1100	1.09	48.9	4.373	180.3	39.55	13.14	-4.191	-3.877	0.128	0.099	337.1	41
104	4/14/2010 12:00	1200	1.977	46.93	5.018	198.6	88.9	18.77	-4.09	-3.285	0.128	0.099	337	41
104	4/14/2010 13:00	1300	2.774	46.17	4.912	205.5	108.7	22.6	-3.935	-2.696	0.129	0.099	337	41
104	4/14/2010 14:00	1400	4.275	43.21	4.387	197.9	167.5	25.43	-3.73	-2.168	0.13	0.097	336.9	41
104	4/14/2010 15:00	1500	5.362	40.49	3.745	210.3	250.7	27.86	-3.507	-1.677	0.131	0.091	336.8	41
104	4/14/2010 16:00	1600	6.439	38.9	3.404	53.25	237.5	19.53	-3.264	-1.023	0.132	0.084	336.8	41
104	4/14/2010 17:00	1700	6.137	39.22	4.261	223.7	168.7	26.96	-2.992	-0.761	0.134	0.08	336.6	41
104	4/14/2010 18:00	1800	6.004	38.21	5.538	233.5	111.6	35.16	-2.734	-0.43	0.136	0.07	336.7	41.1
104	4/14/2010 19:00	1900	6.592	36.08	2.64	182.7	56.59	33.08	-2.514	-0.223	0.137	0.062	336.7	41.1
104	4/14/2010 20:00	2000	5.93	38.37	3.414	168.4	12.26	4.381	-2.333	-0.102	0.139	0.062	336.7	41.1
104	4/14/2010 21:00	2100	4.776	41.15	1.911	299.7	-43.34	5.449	-2.178	-0.177	0.14	0.061	336.8	41.2
104	4/14/2010 22:00	2200	3.65	44.25	1.755	327.6	-62.23	18.87	-2.051	-0.211	0.14	0.061	336.8	41.2
104	4/14/2010 23:00	2300	2.815	46.91	2.767	274.9	-66.24	21.73	-1.938	-0.234	0.141	0.06	336.8	41.2
104	4/15/2010 0:00	2400	2.284	48.15	1.64	319.7	-62.6	21.11	-1.844	-0.257	0.142	0.06	336.8	41.2
105	4/15/2010 1:00	100	1.843	49.06	2.463	328.9	-62.48	20.33	-1.764	-0.283	0.142	0.057	336.8	41.2
105	4/15/2010 2:00	200	1.773	49.38	2.977	301.7	-59.56	19.61	-1.699	-0.311	0.142	0.058	336.7	41.2
105	4/15/2010 3:00	300	1.464	50.77	1.754	219.9	-60.66	18.84	-1.672	-0.341	0.143	0.059	336.7	41.2

Faro Meteorological Data
January 01 - December 31, 2010

Faro Climate Station - 2010 data

Note: Cumulative precipitation is calculated in column 'V', while raw instrument numbers are seen in column 'U'. -0.1

Julian Day	Date	Hr	Tair	RH %	WindV	WindD	NetRad	SoilHF	SoilT2	SoilT3	Soil W	SnoD	Precip	Precip (rev)
105	4/15/2010 4:00	400	1.064	53.31	2.075	262.1	-58.54	17.93	-1.757	-0.376	0.142	0.061	336.7	41.2
105	4/15/2010 5:00	500	0.734	55.63	1.635	188.1	-54.84	16.96	-1.965	-0.433	0.141	0.057	336.7	41.2
105	4/15/2010 6:00	600	0.609	56.82	0.7	137.7	-46.35	13.55	-2.231	-0.845	0.14	0.059	336.6	41.2
105	4/15/2010 7:00	700	0.321	58.19	1.089	253.5	-48.86	-9.58	-2.512	-1.836	0.138	0.056	336.6	41.2
105	4/15/2010 8:00	800	0.799	56.41	1.546	259.8	-27.49	-13.45	-2.798	-2.522	0.136	0.054	336.7	41.3
105	4/15/2010 9:00	900	1.623	53.59	2.086	280.4	6.218	2.461	-2.995	-2.393	0.135	0.057	336.7	41.3
105	4/15/2010 10:00	1000	2.745	49.75	1.264	266.1	44.79	15.41	-2.949	-1.812	0.135	0.056	336.7	41.3
105	4/15/2010 11:00	1100	3.6	48.72	2.063	262.7	115.2	23.57	-2.697	-1.361	0.136	0.059	336.7	41.3
105	4/15/2010 12:00	1200	3.958	47.69	4.002	221.2	134.9	24.21	-2.413	-1.053	0.138	0.061	336.6	41.3
105	4/15/2010 13:00	1300	5.107	44.62	4.162	220.9	267.3	21.1	-2.18	-0.896	0.139	0.056	336.5	41.3
105	4/15/2010 14:00	1400	5.553	42.52	5.347	236.4	260.1	28.31	-1.992	-0.437	0.141	0.051	336.4	41.3
105	4/15/2010 15:00	1500	6.337	39.33	5.862	237.3	319.5	28.03	-1.828	-0.06	0.142	0.034	336.4	41.3
105	4/15/2010 16:00	1600	6.556	37.53	6.686	227.7	250.2	50.74	-1.668	0.231	0.143	0.024	336.3	41.3
105	4/15/2010 17:00	1700	6.23	38.63	5.826	235.2	118.9	64.84	-1.481	0.259	0.145	0.01	336.1	41.3
105	4/15/2010 18:00	1800	6.31	37.6	4.857	226.4	62.64	38.84	-1.291	0.153	0.147	0.012	336.4	41.6
105	4/15/2010 19:00	1900	6.322	37.88	3.976	224.4	32.82	28.88	-1.146	0.094	0.148	0.012	336.4	41.6
105	4/15/2010 20:00	2000	5.97	36.76	4.817	243.3	13.35	19.13	-1.033	0.022	0.15	0.011	336.4	41.6
105	4/15/2010 21:00	2100	5.464	36.58	5.381	226.8	-8.64	6.745	-0.94	-0.101	0.152	0.013	336.4	41.6
105	4/15/2010 22:00	2200	4.849	39.19	4.667	236.3	-16.38	-1.141	-0.861	-0.191	0.153	0.013	336.3	41.6
105	4/15/2010 23:00	2300	4.23	42.85	5.51	244.2	-15.42	-1.376	-0.796	-0.195	0.154	0.011	336.1	41.6
105	4/16/2010 0:00	2400	3.355	50.41	6.373	251.2	-11.41	-0.023	-0.743	-0.183	0.154	0.012	336.2	41.7
106	4/16/2010 1:00	100	1.067	74.3	5.151	260.1	-6.769	0	-0.701	-0.184	0.155	0.011	336.4	41.9
106	4/16/2010 2:00	200	-1.211	96.3	3.595	288.1	-3.318	0.047	-0.668	-0.186	0.155	-0.006	337.4	42.9
106	4/16/2010 3:00	300	-2.408	96.4	3.298	305.1	-5.841	0.382	-0.639	-0.189	0.156	0.019	338.1	43.6
106	4/16/2010 4:00	400	-2.874	96.2	1.364	316.9	-24.67	0.723	-0.617	-0.192	0.156	0.017	338.1	43.6
106	4/16/2010 5:00	500	-3.262	96.1	0.585	215	-28.51	0.874	-0.598	-0.196	0.157	0.019	338.1	43.6
106	4/16/2010 6:00	600	-3.594	96	0.89	150.5	-35.57	1.24	-0.58	-0.199	0.157	0.019	338.1	43.6
106	4/16/2010 7:00	700	-4.333	95	1.313	38.51	-36.71	1.78	-0.564	-0.205	0.157	0.032	338.1	43.6
106	4/16/2010 8:00	800	-4.101	94.7	1.285	62.96	-43.14	2.583	-0.549	-0.21	0.157	0.029	338.1	43.6
106	4/16/2010 9:00	900	-2.009	90.1	1.163	46.28	-48.66	3.414	-0.533	-0.214	0.158	0.017	338.2	43.7
106	4/16/2010 10:00	1000	-0.605	80	1.155	38.3	-25.88	3.849	-0.515	-0.215	0.158	0.023	338.2	43.7
106	4/16/2010 11:00	1100	2.005	67.01	0.988	78	13.97	4.233	-0.496	-0.213	0.158	0.024	338.2	43.7
106	4/16/2010 12:00	1200	2.773	60.96	1.637	124.2	51.18	4.815	-0.486	-0.212	0.158	0.026	338.2	43.7
106	4/16/2010 13:00	1300	2.863	59.99	3.372	167.9	83.4	5.521	-0.476	-0.199	0.158	0.027	338.1	43.7
106	4/16/2010 14:00	1400	3.693	51.42	3.818	172.7	110.3	17.94	-0.466	0.13	0.158	0.02	338.3	43.9
106	4/16/2010 15:00	1500	3.276	53.7	3.647	212.7	98.4	64.02	-0.457	0.548	0.159	0.016	338	43.9
106	4/16/2010 16:00	1600	3.365	59.56	2.451	205.2	131.7	79.3	-0.448	0.767	0.159	0.012	338.1	44
106	4/16/2010 17:00	1700	4.563	54.08	2.487	207.4	210.7	110.9	-0.439	1.334	0.159	0.006	338	44
106	4/16/2010 18:00	1800	5.88	46.86	1.763	218.7	168	119.3	-0.429	1.931	0.159	0.008	337.9	44
106	4/16/2010 19:00	1900	5.792	44.06	2.812	186.9	91.6	78.4	-0.42	1.874	0.16	0.009	337.9	44
106	4/16/2010 20:00	2000	5.625	42.87	2.448	183.4	27.76	40.2	-0.411	1.205	0.16	0.01	338	44.1
106	4/16/2010 21:00	2100	4.94	44.72	1.417	182.8	-15.26	17.04	-0.4	0.506	0.16	0.009	338	44.1
106	4/16/2010 22:00	2200	3.911	47.83	2.706	164.6	-62.16	0.429	-0.39	-0.098	0.161	0.01	338	44.1
106	4/16/2010 23:00	2300	3.135	49.14	1.788	176.5	-66.39	0.001	-0.376	-0.186	0.161	0.008	338	44.1
106	4/17/2010 0:00	2400	0.864	58.99	1.157	42.99	-62.86	0.005	-0.362	-0.185	0.161	0.011	338.1	44.2
107	4/17/2010 1:00	100	0.403	55.56	1.244	74	-63.7	0.001	-0.349	-0.188	0.162	0.007	338	44.2
107	4/17/2010 2:00	200	-0.182	55.04	1.351	45.44	-57.02	0	-0.338	-0.192	0.162	0.012	338	44.2
107	4/17/2010 3:00	300	0.187	51.34	1.089	66.24	-47.05	0	-0.327	-0.196	0.162	0.01	338	44.2
107	4/17/2010 4:00	400	0.264	54.17	0.855	96.9	-51.61	0	-0.318	-0.201	0.162	0.013	338	44.2
107	4/17/2010 5:00	500	0.377	55.47	1.216	142.7	-59.67	0	-0.308	-0.209	0.162	0.01	338	44.2
107	4/17/2010 6:00	600	-0.218	58.53	1.433	139.5	-59.93	0	-0.301	-0.221	0.162	0.011	338	44.2
107	4/17/2010 7:00	700	-1.102	62.54	0.961	61.66	-41.39	0	-0.295	-0.232	0.163	0.008	338	44.2
107	4/17/2010 8:00	800	-0.612	60.92	1.226	83.9	-14.85	0.001	-0.289	-0.238	0.163	0.006	338	44.2
107	4/17/2010 9:00	900	1.45	56.72	1.751	129.3	38.54	0.185	-0.281	-0.236	0.163	0.01	337.9	44.2
107	4/17/2010 10:00	1000	1.802	59.32	3.033	156	68.35	0.215	-0.275	-0.234	0.163	0.012	337.9	44.2
107	4/17/2010 11:00	1100	2.479	58.46	4.688	153.7	139	0.452	-0.272	-0.23	0.163	0.01	338	44.3
107	4/17/2010 12:00	1200	3.322	55.32	4.615	165.9	166.3	0.644	-0.27	-0.214	0.163	0.012	337.8	44.3
107	4/17/2010 13:00	1300	3.437	56.65	4.817	150.4	171.1	0.644	-0.268	-0.208	0.164	0.011	337.9	44.4
107	4/17/2010 14:00	1400	3.942	56.99	3.776	128.1	220.2	0.571	-0.265	-0.202	0.164	0.009	337.9	44.4
107	4/17/2010 15:00	1500	4.25	54.11	4.265	159.5	170.5	20.95	-0.259	0.33	0.164	0.009	337.7	44.4
107	4/17/2010 16:00	1600	4.665	53.11	4.119	150.3	179.7	50.99	-0.254	1.287	0.164	0.009	337.8	44.5
107	4/17/2010 17:00	1700	4.87	53.97	4.361	149.7	147.2	53.13	-0.249	1.658	0.164	0.01	337.8	44.5
107	4/17/2010 18:00	1800	4.461	60.75	3.7	136	116.4	44.84	-0.245	1.533	0.165	0.01	337.9	44.6
107	4/17/2010 19:00	1900	4.649	61.86	3.532	147.9	100.1	42.71	-0.237	1.537	0.165	0.009	337.9	44.6
107	4/17/2010 20:00	2000	4.196	62.27	4.076	144.5	35.29	30.34	-0.228	1.19	0.167	0.011	337.8	44.6
107	4/17/2010 21:00	2100	3.57	64.06	2.555	147.5	-30.03	11.98	-0.211	0.485	0.168	0.011	337.7	44.6
107	4/17/2010 22:00	2200	3.121	62.79	2.471	117.3	-56.12	-0.135	-0.182	-0.126	0.173	0.012	337.9	44.8
107	4/17/2010 23:00	2300	3.097	63.18	1.046	88.5	-49.11	0	-0.135	-0.185	0.179	0.009	337.9	44.8
107	4/18/2010 0:00	2400	3.016	64.2	1.851	133.9	-55.56	0	-0.077	-0.184	0.186	0.012	337.9	44.8
108	4/18/2010 1:00	100	3.641	61.45	1.58	131.4	-18.53	0	-0.014	-0.184	0.192	0.01	337.8	44.8
108	4/18/2010 2:00	200	3.819	60.98	1.441	148.2	-24.76	0	0.045	-0.186	0.198	0.01	337.8	44.8
108	4/18/2010 3:00	300	3.799	58.04	1.319	78.7	-30.92	0	0.096	-0.187	0.203	0.012	337.8	44.8
108	4/18/2010 4:00	400	3.117	60.38	1.146	47.33	-35.11	0	0.128	-0.188	0.206	0.009	337.8	44.8
108	4/18/2010 5:00	500	2.984	61.23	1.773	77.8	-27.61	0	0.145	-0.189	0.208	0.012	337.8	44.8
108	4/18/2010 6:00	600	3.219	61.19	1.635	63.84	-5.779	0.033	0.152	-0.189	0.21	0.013	337.8	44.8
108	4/18/2010 7:00	700	3.526	64.67	2.704	114.4	-14.37	0.175	0.153	-0.19	0.211	0.012	337.9	44.9
108	4/18/2010 8:00	800	2.842	72.5	2.393	151.2	19.73	0.213	0.15	-0.192	0.211	0.011	337.8	44.9
108	4/18/2010 9:00	900	3.677	68.81	3.533	152.3	57.34	0.213	0.148	-0.189	0.211	0.011	337.8	44.9
108	4/18/2010 10:00	1000	4.684	65.81	4.837	157.1	185.5	3.173	0.15	-0.126	0.212	0.009	338.1	45.2
108	4/18/2010 11:00	1100	4.738	63.63	5.043	165.9	178.8	44.74	0.152	1.289	0.213	0.011	337.9	45.2
108	4/18/2010 12:00	1200	5.205	61.38	4.831	153.4	342.1	67.28	0.157	2.307	0.215	0.009	337.6	45.2
108	4/18/2010 13:00	1300	5.546	54.42	5.158	156.7	341.7	92.8	0.162	3.662	0.221	0.007	337.5	45.2
108	4/18/2010 14:00	1400	5.855	48.88	5.438	171.6	349.9	97.4	0.166	4.234	0.229	0.009	337.8	45.5
108	4/18/2010 15:00	1500	6.217	46.53	4.561	191.7	384.9	81.4	0.176	4.234	0.237	0.006	337.5	45.5
108	4/18/2010 16:00	1600	6.511	45.22	4.624	182.3	318.7	96.9	0.217	5.596	0.257	0.008	337.8	45.8
108	4/18/2010 17:00	1700	6.73	44.42	4.668	177.5	286.8	77.7	0.282	5.611	0.33	0.01	337.4	45.8
108	4/18/2010 18:00	1800	6.075	47.67	4.581	179.4	140.1	51.73	0.294	4.92	0.403	0.01	337.6	46
108	4/18/2010 19:00	1900	5.716	49.53	3.665	166.2	83.6	29.74	0.332	3.696	0.471	0.011	337.7	46.1
108	4/18/2010 20:00	2000	5.654	51.62	3.263	159.6	47.2	25.32	0.436	2.975	0.483	0.008	337.5	46.1
108	4/18/2010 21:00	2100	5.215	50.22	3.603	162.9	-18.15	11.92	0.562	2.15	0.487	0.012	337.6	46.2
108	4/18/2010 22:00	2200	3.985	53.19	2.2	140.2	-60.36	-4.649	0.604	0.976	0.488	0.011	337.6	46.2
108	4/18/2010 23:00	2300	3.152	54.93	1.562	105.8	-66.84	-7.52	0.515	0.078	0.487	0.013	337.6	46.2
108	4/19/2010 0:00	2400	2.794	56.66	1.722	122.7	-66.81	-1.548	0.406	-0.071	0.485	0.014	337.6	46.2
109	4/19/2010 1:00	100	2.359	55.97	1.323	103.5	-65.88	-0.519	0.349	-0.14	0.477	0.012	337.7	46.3
109	4/19/2010 2:00	200	2.492	53.86	2.127	99.1	-64.38	-0.166	0.323	-0.174	0.413	0.013	337.7	46.3
109	4/19/2010 3:00	300	2.931	51.54	2.263	99	-63.83	0	0.312	-0.188	0.374	0.012	337.6	46.3
109	4/19/2010 4:00	400	2.077	55.6	2.328	112	-56.57	0	0.308	-0.194	0.35	0.011	337.6	46.3
109	4/19/2010 5:00	500	2.545	53.81	2.204	142.8	-52.29	0	0.308	-0.197	0.333	0.014	337.5	46.3
109	4/19/2010 6:00	600	2.536	53.39	2.144	124	-53.66	0	0.309	-0.199	0.32	0.015	337.6	46.4
109	4/19/2010 7:00	700	2.433	52.77	2.174	103.6	-39.58	0	0.31	-0.203	0.31	0.017	337.6	46.4
109	4/19/2010 8:00	800	3.485	50.29	1.621	130.7	52.54	0.133	0.31	-0.203	0.302	0.012	337.6	46.4
109	4/19/2010 9:00	900	4.376	49.66	3.306	147.3	94.1	0.215	0.312	-0.2	0.295	0.012	337.6	46.4
109	4/19/2010 10:00	1000	5.007	49.16	4.547	141.9	170.5	0.404	0.314	-0.19	0.295	0.012	337.6	46.4
109	4/19/2010 11:00	1100	5.538	51.41	4.979	150	251.5	1.859	0.322	-0.16	0.311	0.007	337.6	46.4
109	4/19/2010 12:00	1200	6.364	50.24	5.637	153.3	340	52.77	0.341	1.774	0.415	0.009	337.6	46.4
109	4/19/2010 13:00	1300	7.1	48.34	4.245	123.4	384.5	83.3	0.502	4.436	0.436	0.011	337.6	46.4
109	4/19/2010 14:00	1400	7.84	47.6	5.429	152.7	412.6	90.4	0.874	6.254	0.439	0.009	337.6	46.4
109	4/19/2010 15:00	1500	8.59	44.73	5.854	143.9	421.5	87.7	1.391	7.12	0.441	0.011	337.5	46.4
109	4/19/2010 16:00	1600	9.65	40.29	5.379	151.9	375.9	87	1.99	7.67	0.443	0.009	337.4	46.4
109	4/19/2010 17:00	1700	10.27	37.52	5.421	151.3	318.7	78.6	2.541	7.85	0.446	0.007	337.6	46.6
109	4/19/2010 18:00	1800	10.35	36.28	6.481	143.2	216	57.67	2.957	7.32	0.446	0.011	337.4	46.6
109	4/19/2010 19:00	1900	10.05	36.89	5.511	148.5	98.6	34.93	3.112	6.206	0.446	0.008	337.2	46.6
109	4/19/2010 20:00	2000	9.78	37.31	3.047	127.7	19.14	23.12	3.036	5.141	0.444	0.013	337.6	47
109	4/19/2010 21:00	2100	9.01	40.98	2.202	108.7	-22.49	11.15	2.854	4.032	0.44	0.009	337.4	47
109	4/19/2010 22:00	2200	7.25	46.36	2.107	113.1	-46.7	-1.464	2.558	2.787	0.415	0.01	337.5	47.1
109	4/19/2010 23:00	2300	7.6	44.14	2.253	141.5	-32.84	-4.036	2.166	1.822	0.391	0.008	337.5	47.1
109	4/20/2010 0:00	2400	7.75	45.9	3.658	119.6	-27.03	0.463	1.784	1.393	0.377	0.012	337.6	47.2
110	4/20/2010 1:00	100	7.66	47.29	3.336	123.1	-24.37	4.764	1.5	1.275	0.367	0.008	337.5	47.2
110	4/20/2010 2:00	200	7.24	50.75	2.724	123.7	-32.44	1.116	1.313	0.975	0.359	0.01	337.5	47.2
110	4/20/2010 3:00	300	7.31	50.81	2.862	137.7	-42.16	1.232	1.152	0.746	0.353	0.015	337.5	47.2
110	4/20/2010 4:00	400	6.871	52.02	2.179	127	-41.18	-2.469	1.009	0.412	0.349	0.012	337.4	47.2
110	4/20/2010 5:00	500	6.711	51.15	1.735	135.4	-27.99	-3.312	0.857	0.124	0.346	0.011	337.5	47.3
110	4/20/2010 6:00	600	5.967	54.52	1.87	122.3	-30.63	-2.865	0.713	-0.049	0.343	0.012	337.4	47.3
110	4/20/2010 7:00	700	5.959	54.61	1.947	125.1	-33.68	-4.531	0.589	-0.255	0.341	0.01	337.5	47.4
110	4/20/2010 8:00	800	6.474	52.98	1.896	125.1	4.231	1.284	0.478	-0.214	0.338	0.01	337.4	47.4

Faro Meteorological Data
January 01 - December 31, 2010

Faro Climate Station - 2010 data

Note: Cumulative precipitation is calculated in column 'V', while raw instrument numbers are seen in column 'U'. -0.1

Julian Day	Date	Hr	Tair	RH %	WindV	WindD	NetRad	SoilHF	SoilT2	SoilT3	Soil W	SnoD	Precip	Precip (rev)
110	4/20/2010 9:00	900	7.4	50.15	3.342	142.3	75.9	19.22	0.44	0.635	0.336	0.01	337.4	47.4
110	4/20/2010 10:00	1000	8.37	46.68	4.277	150.5	185.5	42.57	0.612	2.249	0.335	0.011	337.6	47.6
110	4/20/2010 11:00	1100	8.87	46.19	5.871	152.7	290.9	59.42	1.068	4.039	0.335	0.01	337.5	47.6
110	4/20/2010 12:00	1200	9.54	43.87	6.593	150.3	358.6	71.7	1.591	5.823	0.335	0.008	337.2	47.6
110	4/20/2010 13:00	1300	10.27	42.86	6.363	156.5	376	76.4	2.164	7.24	0.333	0.01	337.5	47.9
110	4/20/2010 14:00	1400	10.44	42.21	5.709	155.8	202	59.95	2.772	7.63	0.333	0.011	337.4	47.9
110	4/20/2010 15:00	1500	11.76	39.48	5.45	159.3	430.8	73.9	3.286	7.99	0.332	0.012	337.1	47.9
110	4/20/2010 16:00	1600	11.24	40.88	4.37	163.1	144.5	57.69	3.581	8.4	0.451	0.011	337.1	47.9
110	4/20/2010 17:00	1700	11.31	40.68	4.533	165.3	113.2	38.82	3.511	7.41	0.45	0.012	337.4	48.2
110	4/20/2010 18:00	1800	10.6	44.13	3.472	166.7	75.5	26.44	3.259	6.501	0.449	0.011	337.1	48.2
110	4/20/2010 19:00	1900	9.74	47.71	2.811	138.6	20.81	20.67	3	5.849	0.449	0.011	337.2	48.3
110	4/20/2010 20:00	2000	6.114	72.1	4.137	273.6	-53.94	9.13	2.781	4.914	0.448	0.011	336.8	48.3
110	4/20/2010 21:00	2100	4.027	80.9	3.349	281.1	-41.58	1.817	2.626	3.994	0.447	0.012	337.1	48.6
110	4/20/2010 22:00	2200	3.086	86	2.205	290.2	-26.37	-0.675	2.487	3.267	0.447	0.012	337.2	48.7
110	4/20/2010 23:00	2300	2.806	86.7	0.623	280.7	-18.86	-0.597	2.322	2.743	0.446	0.012	337.3	48.8
110	4/21/2010 0:00	2400	2.636	87.8	1.07	258.8	-19.93	0.129	2.15	2.351	0.446	0.011	337.3	48.8
111	4/21/2010 1:00	100	2.015	86.8	2.298	298.5	-32.15	-0.268	1.996	2.028	0.445	0.013	337.1	48.8
111	4/21/2010 2:00	200	1.576	77.6	2.14	303.5	-48.72	-4.318	1.846	1.577	0.444	0.013	337.3	49
111	4/21/2010 3:00	300	0.159	87.9	3.404	276.2	-21.7	-10.15	1.666	1.005	0.442	0.013	337.3	49
111	4/21/2010 4:00	400	-0.6	93.1	1.22	197.5	-19.1	-10.06	1.438	0.523	0.441	0.013	337.4	49.1
111	4/21/2010 5:00	500	-0.4	86	1.54	215.7	-42.5	-7.41	1.21	0.287	0.439	0.012	337.4	49.1
111	4/21/2010 6:00	600	-0.147	67.32	1.987	307.2	-66.23	-5.227	1.021	0.142	0.436	0.012	337.4	49.1
111	4/21/2010 7:00	700	-0.603	57.65	2.312	288.5	-70.5	-3.703	0.87	0.045	0.43	0.012	337.3	49.1
111	4/21/2010 8:00	800	-0.861	52.54	2.354	282.8	-33.01	-2.632	0.751	-0.024	0.387	0.012	337.4	49.2
111	4/21/2010 9:00	900	-0.851	49.06	3.059	281.1	19.36	-1.862	0.657	-0.074	0.361	0.012	337.3	49.2
111	4/21/2010 10:00	1000	-0.743	50.05	3.142	270	52.56	-1.271	0.584	-0.107	0.346	0.012	337.2	49.2
111	4/21/2010 11:00	1100	-0.686	52.91	3.888	263.6	97.2	-0.804	0.528	-0.13	0.338	0.01	337.2	49.2
111	4/21/2010 12:00	1200	0.07	49.6	2.31	263.3	233.6	0.276	0.488	-0.127	0.338	0.011	337.2	49.2
111	4/21/2010 13:00	1300	1.436	47.61	3.949	234.3	321.9	47.71	0.548	1.783	0.351	0.011	337.1	49.2
111	4/21/2010 14:00	1400	2.071	44.9	4.259	248.2	359.8	59.94	0.968	3.641	0.369	0.012	336.9	49.2
111	4/21/2010 15:00	1500	2.382	41.42	4.499	227.6	233	52.59	1.577	4.791	0.372	0.013	336.9	49.2
111	4/21/2010 16:00	1600	2.668	40.35	4.971	231.5	277.9	30.9	2.144	4.372	0.367	0.01	336.9	49.2
111	4/21/2010 17:00	1700	2.619	42.08	3.861	261.2	212.7	41.26	2.496	5.005	0.36	0.014	336.9	49.2
111	4/21/2010 18:00	1800	3.043	42.98	3.965	235.9	244.8	42.13	2.845	5.241	0.354	0.012	336.7	49.2
111	4/21/2010 19:00	1900	2.741	42.77	3.971	231.1	137.6	25.28	3.155	5.149	0.351	0.012	336.6	49.2
111	4/21/2010 20:00	2000	2.004	45.5	3.684	218.5	-9.07	3.819	3.321	4.077	0.346	0.012	336.7	49.3
111	4/21/2010 21:00	2100	1.381	48.21	3.095	202	-5.469	-13.54	3.196	2.501	0.341	0.013	336.9	49.5
111	4/21/2010 22:00	2200	0.823	51.61	2.459	232.4	-57.35	-17.29	2.818	1.51	0.335	0.012	337	49.6
111	4/21/2010 23:00	2300	-0.399	57.14	2.178	224	-74.9	-15.34	2.366	0.789	0.331	0.011	337	49.6
111	4/22/2010 0:00	2400	-0.7	58.24	1.285	188.8	-77.9	-11.23	1.926	0.469	0.323	0.012	337	49.6
112	4/22/2010 1:00	100	-1.344	61.99	1.516	77.3	-78.6	-8.42	1.575	0.265	0.315	0.014	336.9	49.6
112	4/22/2010 2:00	200	-1.084	59.99	0.879	110.5	-77	-6.367	1.305	0.124	0.308	0.015	336.9	49.6
112	4/22/2010 3:00	300	-2.363	67.6	1.144	46.33	-71.4	-4.812	1.095	0.023	0.302	0.015	336.8	49.6
112	4/22/2010 4:00	400	-2.972	69.07	0.887	57	-74	-3.643	0.93	-0.053	0.297	0.016	336.7	49.6
112	4/22/2010 5:00	500	-3.017	69.04	1.211	58.95	-65.5	-2.725	0.8	-0.11	0.292	0.015	336.7	49.6
112	4/22/2010 6:00	600	-2.991	69.02	0.829	45.92	-58.97	-2.022	0.695	-0.152	0.288	0.017	336.7	49.6
112	4/22/2010 7:00	700	-3.168	69.4	0.907	87	-55.5	-1.482	0.613	-0.184	0.284	0.015	336.7	49.6
112	4/22/2010 8:00	800	-2.605	67.48	0.831	66.4	-29.39	-1.028	0.547	-0.206	0.281	0.011	336.7	49.6
112	4/22/2010 9:00	900	0.6	53.22	0.417	36.97	54.89	-0.564	0.5	-0.209	0.278	0.01	336.6	49.6
112	4/22/2010 10:00	1000	1.23	50.44	0.869	32.57	183	-0.157	0.464	-0.202	0.276	0.012	336.5	49.6
112	4/22/2010 11:00	1100	0.157	55.61	2.873	287	257.3	0.215	0.434	-0.186	0.276	0.013	336.1	49.6
112	4/22/2010 12:00	1200	0.754	51.58	2.533	265.9	256.7	0.216	0.414	-0.182	0.282	0.012	336.5	50
112	4/22/2010 13:00	1300	1.455	49.9	2.958	246.4	267.6	4.187	0.4	-0.093	0.294	0.012	336.2	50
112	4/22/2010 14:00	1400	2.045	50.74	4.109	229.3	447.9	58.57	0.479	2.326	0.318	0.013	336.3	50.1
112	4/22/2010 15:00	1500	1.675	52.93	3.437	233.2	353.5	70.6	1.017	4.702	0.328	0.011	336.4	50.2
112	4/22/2010 16:00	1600	2.278	46.52	2.622	248.6	284.9	72.5	1.818	6.129	0.329	0.013	336.4	50.2
112	4/22/2010 17:00	1700	1.931	49.05	3.374	238.8	174.3	52.14	2.613	6.551	0.329	0.012	336.5	50.3
112	4/22/2010 18:00	1800	1.391	51.5	3.142	177.8	90	14.27	3.145	5.099	0.329	0.012	336.5	50.3
112	4/22/2010 19:00	1900	2.176	42.55	2.6	204.9	81.7	8.53	3.214	4.213	0.327	0.011	336.4	50.3
112	4/22/2010 20:00	2000	2.373	42.63	3.736	263.9	66.63	6.76	3.115	3.719	0.325	0.011	336.2	50.3
112	4/22/2010 21:00	2100	1.872	44.24	2.888	251.2	-24.29	-5.685	2.982	2.881	0.323	0.012	336.3	50.4
112	4/22/2010 22:00	2200	-0.031	54.14	2.272	264.2	-70.5	-20.76	2.711	1.515	0.32	0.012	336.4	50.5
112	4/22/2010 23:00	2300	-0.295	54.69	1.303	291.5	-74.3	-15.78	2.271	0.816	0.316	0.011	336.5	50.6
112	4/23/2010 0:00	2400	-1.343	62.01	0.775	59.36	-70.6	-11.71	1.858	0.504	0.31	0.012	336.5	50.6
113	4/23/2010 1:00	100	-2.58	66.67	1.563	29.2	-70	-8.98	1.535	0.299	0.304	0.014	336.4	50.6
113	4/23/2010 2:00	200	-2.5	66.58	0.762	25.33	-61.18	-6.909	1.285	0.157	0.299	0.012	336.4	50.6
113	4/23/2010 3:00	300	-1.874	61.3	0.88	212.9	-76.8	-5.356	1.09	0.053	0.294	0.014	336.4	50.6
113	4/23/2010 4:00	400	-3.558	68.59	1.192	44.08	-73.9	-4.172	0.933	-0.027	0.289	0.017	336.3	50.6
113	4/23/2010 5:00	500	-2.699	60.16	1.31	252.4	-76	-3.241	0.808	-0.09	0.285	0.013	336.3	50.6
113	4/23/2010 6:00	600	-4.214	66.32	1.468	43.2	-74.7	-2.524	0.705	-0.143	0.281	0.016	336.3	50.6
113	4/23/2010 7:00	700	-4.938	68.05	1.877	31.37	-61.51	-1.934	0.621	-0.189	0.277	0.015	336.3	50.6
113	4/23/2010 8:00	800	-3.696	63.94	1.375	40.67	-16.78	-1.382	0.554	-0.217	0.274	0.01	336.3	50.6
113	4/23/2010 9:00	900	0.292	50.04	0.955	73.3	64.82	-0.84	0.504	-0.221	0.271	0.004	336.2	50.6
113	4/23/2010 10:00	1000	0.596	46.61	0.65	297.3	196	-0.439	0.467	-0.213	0.269	0.009	336.2	50.6
113	4/23/2010 11:00	1100	1.054	43.12	0.625	320.8	294.5	0.175	0.438	-0.189	0.269	0.003	336	50.6
113	4/23/2010 12:00	1200	1.755	41.67	1.197	227.2	390.3	0.215	0.415	-0.182	0.271	0.01	335.9	50.6
113	4/23/2010 13:00	1300	2.186	39.57	1.512	251.4	447.8	62.54	0.427	2.122	0.279	0.012	336	50.7
113	4/23/2010 14:00	1400	1.818	39.66	1.762	245.4	298.8	82.2	0.861	5.398	0.305	0.012	336.1	50.8
113	4/23/2010 15:00	1500	1.541	49.52	2.887	326.4	271.4	61.99	1.654	6.267	0.315	0.012	336	50.8
113	4/23/2010 16:00	1600	2.346	45.65	2.501	269	452.7	68.88	2.423	6.925	0.317	0.01	336.1	50.9
113	4/23/2010 17:00	1700	2.506	43.53	2.439	350.3	251.5	80.8	3.234	8.99	0.317	0.009	336.1	50.9
113	4/23/2010 18:00	1800	3.641	37.91	1.96	342.6	282.8	55.36	4.078	8.5	0.317	0.013	336.1	50.9
113	4/23/2010 19:00	1900	2.484	43.83	2.41	290.8	99.1	34.66	4.612	8.19	0.317	0.011	336	50.9
113	4/23/2010 20:00	2000	2.607	49.5	2.538	34.43	59.89	15.61	4.855	6.841	0.315	0.012	336	50.9
113	4/23/2010 21:00	2100	2.738	44.07	1.783	42.09	-17.46	-8	4.783	5.154	0.313	0.012	336.1	51
113	4/23/2010 22:00	2200	0.225	54.66	2.551	31.28	-69.9	-23.87	4.42	3.447	0.31	0.013	336.3	51.2
113	4/23/2010 23:00	2300	-0.835	60.59	2.432	34.77	-74.4	-32	3.831	1.753	0.307	0.012	336.1	51.2
113	4/24/2010 0:00	2400	-1.801	64.6	1.617	21.76	-62.39	-21.78	3.152	1.127	0.303	0.012	336.1	51.2
114	4/24/2010 1:00	100	-1.936	65.81	1.171	357.5	-62.83	-16.71	2.592	0.783	0.297	0.012	336.1	51.2
114	4/24/2010 2:00	200	-2.697	67.36	1.434	8.11	-76.6	-13.24	2.159	0.534	0.293	0.013	336.1	51.2
114	4/24/2010 3:00	300	-3.026	69.42	0.867	11.02	-58.59	-10.62	1.821	0.349	0.289	0.014	336	51.2
114	4/24/2010 4:00	400	-3.373	69.49	1.257	1.593	-76.1	-8.56	1.548	0.211	0.285	0.014	336	51.2
114	4/24/2010 5:00	500	-3.745	69.49	0.958	17.36	-75.2	-6.952	1.329	0.098	0.281	0.015	336	51.2
114	4/24/2010 6:00	600	-4.243	69.5	1.453	9.11	-75.1	-5.65	1.148	0.007	0.277	0.014	336	51.2
114	4/24/2010 7:00	700	-4.481	70.6	1.362	350.7	-49.81	-4.627	0.997	-0.073	0.274	0.015	336	51.2
114	4/24/2010 8:00	800	-3.4	67.99	0.771	17.07	7.5	-3.58	0.873	-0.128	0.271	0.014	335.9	51.2
114	4/24/2010 9:00	900	-1.389	60.84	0.671	86.6	32.34	-2.67	0.774	-0.154	0.269	0.012	335.9	51.2
114	4/24/2010 10:00	1000	0.867	54.51	0.866	99.4	186.8	-1.974	0.695	-0.163	0.267	0.007	335.9	51.2
114	4/24/2010 11:00	1100	2.937	48.14	1.025	89.1	314.8	-1.222	0.637	-0.152	0.267	0.009	335.8	51.2
114	4/24/2010 12:00	1200	2.036	45.1	2.584	133.4	164.6	-0.844	0.583	-0.148	0.269	0.011	335.8	51.2
114	4/24/2010 13:00	1300	2.307	40.14	2.812	181.3	230.4	22.05	0.549	0.821	0.274	0.011	335.9	51.3
114	4/24/2010 14:00	1400	3.219	35.49	2.994	166.6	372	65.17	0.595	3.48	0.283	0.011	335.8	51.3
114	4/24/2010 15:00	1500	3.556	33.47	2.761	145.8	241.7	54.75	1.137	4.982	0.292	0.013	335.9	51.4
114	4/24/2010 16:00	1600	4.113	32.38	3.335	149.8	341.8	53.47	1.835	5.614	0.296	0.011	335.7	51.4
114	4/24/2010 17:00	1700	4.635	29.9	3.51	181.4	248.5	68.96	2.502	7.28	0.297	0.013	335.8	51.5
114	4/24/2010 18:00	1800	4.677	29.64	3.614	156.4	187.4	34.28	3.208	6.565	0.298	0.01	336	51.7
114	4/24/2010 19:00	1900	5.409	28.6	3.337	180.6	182	36.92	3.575	6.66	0.298	0.012	335.8	51.7
114	4/24/2010 20:00	2000	5.032	27.97	3.897	188.8	56.72	14.91	3.871	5.802	0.297	0.012	335.8	51.7
114	4/24/2010 21:00	2100	4.662	28.38	2.949	196.8	-15.22	-3.451	3.917	4.441	0.295	0.011	335.8	51.7
114	4/24/2010 22:00	2200	3.565	31.52	1.631	170.4	-68.73	-17.35	3.676	2.968	0.293	0.01	335.9	51.8
114	4/24/2010 23:00	2300	1.058	45.48	1.356	59.53	-78.7	-26	3.237	1.567	0.29	0.012	335.9	51.8
114	4/25/2010 0:00	2400	0.286	46.28	1.469	42.6	-77.2	-18.89	2.71	0.968	0.287	0.011	335.9	51.8
115	4/25/2010 1:00	100	0.176	45.38	1.211	45.03	-77.4	-14.85	2.267	0.653	0.283	0.011	335.9	51.8
115	4/25/2010 2:00	200	-0.134	46.73	1.257	40.65	-75.4	-11.98	1.925	0.435	0.28	0.012	335.8	51.8
115	4/25/2010 3:00	300	-0.368	47.62	1.086	52.42	-73.5	-9.81	1.652	0.278	0.276	0.014	335.8	51.8
115	4/25/2010 4:00	400	-0.166	46.92	0.716	55.34	-63.68	-8.07	1.432	0.159	0.273	0.012	335.8	51.8
115	4/25/2010 5:00	500	0.574	43.11	0.716	133.4	-51.68	-6.611	1.25	0.068	0.27	0.013	335.8	51.8
115	4/25/2010 6:00	600	0.134	45.05	0.463	60.99	-65.09	-5.485	1.099	-0.005	0.268	0.011	335.8	51.8
115	4/25/2010 7:00	700	0.507	44.16	1.188	121.3	-23.96	-4.534	0.972	-0.067	0.265	0.015	335.8	51.8
115	4/25/2010 8:00	800	1.276	42.16	1.865	142.6	-7.88	-3.633	0.867	-0.107	0.263	0.012	335.8	51.8
115	4/25/2010 9:00	900	2.73	39.08	2.58	146.7	100.9	-2.808	0.784	-0.126	0.262	0.011	335.6	51.8
115	4/25/2010 10:00	1000	3.468	38.37	4.143	163.5	197.8	-2.156	0.71	-0.138	0.261	0.011	335.8	52
115	4/25/2010 11:00	1100	4.058	39.24	4.907	158.5	284.6	-1.56	0.653	-0.137	0.261	0.012	335.7	52
115	4/25/2010 12:00	1200	4.667	39.61	5.861	154.3	377.2	29.71	0.613	1.145	0.262	0.012	335.5	52
115	4/25/2010 13:00	1300	5.288	38.89	5.895	148.5	416.1	65.72	0.732	4.251	0.267	0.011	335.7	52.2

Faro Meteorological Data
January 01 - December 31, 2010

Faro Climate Station - 2010 data

Note: Cumulative precipitation is calculated in column 'V', while raw instrument numbers are seen in column 'U'. -0.1

Julian Day	Date	Hr	Tair	RH %	WindV	WindD	NetRad	SoilHF	SoilT2	SoilT3	Soil W	SnoD	Precip	Precip (rev)
115	4/25/2010 14:00	1400	6.252	36.07	6.196	152	442.7	71.4	1.336	6.227	0.275	0.009	335.6	52.2
115	4/25/2010 15:00	1500	6.847	32.55	5.917	158.3	295	60.88	2.142	7.23	0.28	0.011	334.8	52.2
115	4/25/2010 16:00	1600	7.62	29.16	6.528	158.6	379.8	54.47	2.866	7.44	0.283	0.013	335.4	52.8
115	4/25/2010 17:00	1700	7.51	29.66	6.558	163.2	276.6	49.44	3.456	7.97	0.283	0.013	335.4	52.8
115	4/25/2010 18:00	1800	7.19	32.05	6.386	161.1	172.2	29.87	3.939	7.35	0.283	0.012	335.3	52.8
115	4/25/2010 19:00	1900	7.24	34.47	5.894	156.7	125.3	16.87	4.158	6.494	0.282	0.011	335.4	52.9
115	4/25/2010 20:00	2000	6.902	35.89	5.515	152.9	29.54	9.39	4.196	5.766	0.28	0.012	335.5	53
115	4/25/2010 21:00	2100	5.844	40.05	4.247	135.6	-38.76	-6.857	4.109	4.481	0.279	0.013	335.7	53.2
115	4/25/2010 22:00	2200	5.266	41.39	4.213	128.5	-59.86	-15.06	3.821	3.247	0.277	0.011	335.4	53.2
115	4/25/2010 23:00	2300	4.976	41.3	3.728	134.3	-68.01	-18.87	3.42	2.245	0.274	0.013	335.6	53.4
115	4/26/2010 0:00	2400	4.519	42.7	2.596	137.6	-66.2	-20.48	2.983	1.444	0.272	0.012	335.4	53.4
116	4/26/2010 1:00	100	4.189	43.72	2.835	129.6	-58.65	-19.81	2.555	0.833	0.27	0.013	335.3	53.4
116	4/26/2010 2:00	200	3.889	45.76	2.083	118.2	-45.25	-17.4	2.159	0.44	0.269	0.014	335.3	53.4
116	4/26/2010 3:00	300	3.657	46.79	2.356	102.8	-42.22	-12.52	1.832	0.288	0.268	0.012	335.4	53.5
116	4/26/2010 4:00	400	3.362	47.59	2.233	109.3	-50.95	-8.7	1.605	0.298	0.266	0.013	335.2	53.5
116	4/26/2010 5:00	500	2.913	49.34	2.594	106.2	-55.33	-7.58	1.43	0.226	0.265	0.011	335.2	53.5
116	4/26/2010 6:00	600	2.635	50.44	2.673	80.2	-58.04	-6.588	1.281	0.151	0.264	0.014	335.2	53.5
116	4/26/2010 7:00	700	2.564	50.26	2.722	100.8	-34.24	-5.651	1.152	0.086	0.262	0.011	335	53.5
116	4/26/2010 8:00	800	3.113	48.32	4.622	112	38.98	-4.706	1.042	0.041	0.261	0.01	335.1	53.6
116	4/26/2010 9:00	900	3.528	47.37	5.854	130.4	127.4	-3.632	0.949	0.016	0.26	0.012	335.3	53.8
116	4/26/2010 10:00	1000	4.012	46.84	5.965	119.1	208.7	16.17	0.883	0.824	0.261	0.012	335.5	54
116	4/26/2010 11:00	1100	4.278	46.35	6.9	122.2	246.1	35.94	1.011	2.682	0.263	0.01	335	54
116	4/26/2010 12:00	1200	5.012	44.18	6.767	125	317.8	44.24	1.367	4.038	0.265	0.014	335.4	54.4
116	4/26/2010 13:00	1300	5.44	43.12	6.562	122.4	312	45.98	1.811	5.14	0.267	0.01	335.7	54.7
116	4/26/2010 14:00	1400	6.057	42.63	6.102	109.8	284.4	48.76	2.316	6.134	0.268	0.012	335.5	54.7
116	4/26/2010 15:00	1500	7.21	38.73	7.04	120.2	412	54	2.843	7.06	0.27	0.011	335.2	54.7
116	4/26/2010 16:00	1600	8.08	34.42	7.31	122.6	453.5	61.36	3.448	8.3	0.27	0.01	335.2	54.7
116	4/26/2010 17:00	1700	7.7	34.78	7.09	120.6	231.6	51.01	4.123	8.98	0.272	0.013	335	54.7
116	4/26/2010 18:00	1800	6.91	37.27	6.807	117.8	129.5	17.66	4.63	7.43	0.272	0.011	335.4	55.1
116	4/26/2010 19:00	1900	6.998	36.77	6.76	120.5	116.6	13.46	4.706	6.6	0.272	0.013	335.3	55.1
116	4/26/2010 20:00	2000	6.431	37	5.725	108.3	32.12	6.75	4.649	5.899	0.27	0.012	335.2	55.1
116	4/26/2010 21:00	2100	5.542	39.04	6.294	104.4	-41.2	-8.96	4.498	4.6	0.268	0.013	335.2	55.1
116	4/26/2010 22:00	2200	5.183	39.31	6.76	107.8	-69.4	-16.97	4.164	3.33	0.266	0.012	335.2	55.1
116	4/26/2010 23:00	2300	4.878	38.83	7.4	114.9	-77.3	-18.75	3.725	2.393	0.264	0.013	335.3	55.2
116	4/27/2010 0:00	2400	4.223	41.21	6.159	112.9	-73.8	-19.34	3.273	1.668	0.261	0.013	334.9	55.2
117	4/27/2010 1:00	100	3.673	43	5.338	111.6	-71.1	-19.29	2.845	1.072	0.26	0.013	335.1	55.4
117	4/27/2010 2:00	200	3.204	44.13	4.762	111.6	-71.1	-16.53	2.454	0.667	0.258	0.012	335.2	55.5
117	4/27/2010 3:00	300	2.827	46.67	5.169	119.9	-71.9	-12.68	2.136	0.534	0.256	0.012	335.1	55.5
117	4/27/2010 4:00	400	2.139	50.36	3.958	121.6	-71	-11.01	1.886	0.395	0.255	0.014	335	55.5
117	4/27/2010 5:00	500	1.411	53.64	3.91	98.6	-73.1	-9.62	1.676	0.275	0.254	0.014	335.1	55.6
117	4/27/2010 6:00	600	1.065	54.56	4.13	120.7	-70.7	-8.44	1.495	0.173	0.252	0.013	334.9	55.6
117	4/27/2010 7:00	700	1.143	52.39	7.36	131.2	-48.37	-7.37	1.339	0.086	0.25	0.011	335	55.7
117	4/27/2010 8:00	800	1.567	49.76	9.21	132.7	17.53	-6.24	1.204	0.023	0.249	0.012	335.3	56
117	4/27/2010 9:00	900	2.281	48.07	5.42	128.9	104.4	-5.092	1.09	-0.007	0.248	0.013	334.9	56
117	4/27/2010 10:00	1000	3.138	46	4.973	127.8	199.2	-3.823	0.994	-0.019	0.248	0.013	335	56.1
117	4/27/2010 11:00	1100	3.701	44.54	6.604	133.5	291.9	26.84	0.942	1.444	0.248	0.014	334.9	56.1
117	4/27/2010 12:00	1200	4.434	43.19	7.07	114.8	366.4	49.85	1.078	3.87	0.249	0.011	334.8	56.1
117	4/27/2010 13:00	1300	5.392	41.28	7.03	116.8	416.6	57.93	1.53	5.652	0.252	0.011	335	56.3
117	4/27/2010 14:00	1400	6.277	39.17	7.17	110.9	443.9	63.07	2.198	7.27	0.255	0.012	335.2	56.5
117	4/27/2010 15:00	1500	7.35	36.42	6.191	100.1	431.1	63.6	2.956	8.4	0.258	0.011	334.8	56.5
117	4/27/2010 16:00	1600	8.19	33.64	6.192	107.7	397.3	65.4	3.765	9.5	0.26	0.009	335	56.7
117	4/27/2010 17:00	1700	8.86	31.86	5.951	102.4	323.6	55.82	4.529	9.9	0.262	0.009	334.6	56.7
117	4/27/2010 18:00	1800	9.28	30.35	6.035	110.1	253.1	47	5.139	9.87	0.263	0.012	334.6	56.7
117	4/27/2010 19:00	1900	9.27	29.82	6.168	112	160.1	29.88	5.543	9.27	0.263	0.012	334.6	56.7
117	4/27/2010 20:00	2000	9.27	29.93	5.226	105.5	68.62	15.35	5.728	8.15	0.263	0.011	334.8	56.9
117	4/27/2010 21:00	2100	8.52	30.19	5.476	100.7	-9.45	0.863	5.699	6.889	0.262	0.009	334.6	56.9
117	4/27/2010 22:00	2200	6.931	31.89	4.419	99.4	-66.67	-13.01	5.446	5.348	0.26	0.012	334.5	56.9
117	4/27/2010 23:00	2300	5.602	33.35	4.494	95.9	-79.6	-22.21	5	3.865	0.258	0.012	334.6	57
117	4/28/2010 0:00	2400	5.165	33.42	4.787	97.7	-78.6	-23.4	4.455	2.803	0.255	0.012	334.6	57
118	4/28/2010 1:00	100	4.907	33.08	5.218	108.8	-77.9	-22.87	3.918	2.025	0.253	0.012	334.7	57.1
118	4/28/2010 2:00	200	4.299	34.99	4.013	102.3	-76.4	-22.19	3.426	1.415	0.251	0.013	334.7	57.1
118	4/28/2010 3:00	300	3.392	37.62	2.987	108.7	-75.7	-19.42	2.981	0.962	0.249	0.013	334.4	57.1
118	4/28/2010 4:00	400	1.975	44.44	2.651	102.3	-76.2	-16.46	2.611	0.731	0.247	0.012	334.5	57.2
118	4/28/2010 5:00	500	1.347	47.08	3.16	104	-76.2	-14.58	2.308	0.528	0.246	0.013	334.4	57.2
118	4/28/2010 6:00	600	1.427	47.73	3.695	99.4	-73.4	-12.96	2.048	0.362	0.244	0.014	334.3	57.2
118	4/28/2010 7:00	700	1.958	45.17	3.406	107.6	-45.41	-11.42	1.824	0.227	0.243	0.013	334.4	57.3
118	4/28/2010 8:00	800	2.546	43.08	3.7	112.1	9.54	-9.7	1.63	0.14	0.242	0.013	334.5	57.4
118	4/28/2010 9:00	900	3.019	41.83	4.177	137.6	93.9	-7.99	1.471	0.104	0.241	0.013	334.4	57.4
118	4/28/2010 10:00	1000	3.675	40.72	5.126	124.7	200.2	-1.559	1.341	0.244	0.241	0.013	334.3	57.4
118	4/28/2010 11:00	1100	4.697	39.25	4.92	119.1	285.6	36.05	1.313	2.51	0.241	0.012	334.4	57.5
118	4/28/2010 12:00	1200	5.358	38.2	4.583	126.2	356.4	57.92	1.587	5.088	0.242	0.013	334.3	57.5
118	4/28/2010 13:00	1300	6.55	36.61	3.934	156.3	402.5	76.9	2.159	7.66	0.245	0.014	334.1	57.5
118	4/28/2010 14:00	1400	7.41	35.97	4.638	142.4	423.7	77.7	3.021	9.53	0.248	0.014	334.3	57.7
118	4/28/2010 15:00	1500	8.14	34.6	5.106	146.6	421.3	72.1	3.955	10.58	0.251	0.012	333.9	57.7
118	4/28/2010 16:00	1600	9.06	33.26	4.336	149.3	385.4	75.1	4.876	11.65	0.254	0.014	334.1	57.9
118	4/28/2010 17:00	1700	9.66	32.05	4.227	154.4	322.9	67.89	5.723	12.25	0.256	0.014	333.9	57.9
118	4/28/2010 18:00	1800	10.06	31	4.048	156.5	252	57.97	6.439	12.29	0.259	0.012	333.9	57.9
118	4/28/2010 19:00	1900	10.19	31.27	3.476	184.6	154.2	41.32	6.941	11.81	0.259	0.012	333.5	57.9
118	4/28/2010 20:00	2000	9.85	32.37	3.377	204.1	71.7	22.35	7.22	10.55	0.259	0.011	333.6	58
118	4/28/2010 21:00	2100	9.07	33.32	2.59	201.9	-11.02	6.833	7.25	9.2	0.259	0.012	333.7	58.1
118	4/28/2010 22:00	2200	7.62	36.72	1.61	178.9	-65.33	-9.95	7.03	7.47	0.257	0.012	333.8	58.2
118	4/28/2010 23:00	2300	4.918	48.17	1.987	37.25	-72.3	-23.66	6.564	5.687	0.255	0.013	333.8	58.2
118	4/29/2010 0:00	2400	3.76	51.81	1.715	25.13	-69.95	-28.2	5.954	4.274	0.252	0.013	333.8	58.2
119	4/29/2010 1:00	100	2.868	54.69	1.905	24.01	-65.91	-29.61	5.313	3.189	0.25	0.014	333.8	58.2
119	4/29/2010 2:00	200	2.656	54.99	1.966	17.39	-57.22	-27.81	4.696	2.403	0.247	0.013	333.7	58.2
119	4/29/2010 3:00	300	2.05	58.64	1.167	14.33	-59.03	-26.56	4.14	1.802	0.245	0.014	333.7	58.2
119	4/29/2010 4:00	400	1.51	60.13	1.47	5.153	-62.11	-27.04	3.641	1.205	0.243	0.013	333.6	58.2
119	4/29/2010 5:00	500	1.15	60.8	1.337	9.29	-59.72	-20.98	3.198	0.914	0.242	0.011	333.7	58.3
119	4/29/2010 6:00	600	1.094	61.71	0.309	304.2	-53.92	-17.88	2.855	0.773	0.24	0.015	333.7	58.3
119	4/29/2010 7:00	700	1.605	57.88	0.46	262.6	-19.75	-15.75	2.571	0.624	0.239	0.012	333.7	58.3
119	4/29/2010 8:00	800	2.774	52.94	0.225	70.1	7.64	-13.45	2.332	0.542	0.238	0.011	333.7	58.3
119	4/29/2010 9:00	900	6.473	40.1	0.745	103.4	112.2	-6.296	2.136	0.669	0.237	0.007	333.7	58.3
119	4/29/2010 10:00	1000	7.44	34.76	2.207	146	201.4	33.16	2.027	2.925	0.237	0.011	333.6	58.3
119	4/29/2010 11:00	1100	8.36	30.06	3.411	163.5	283.7	54.6	2.363	5.518	0.238	0.014	333.5	58.3
119	4/29/2010 12:00	1200	8.74	27.39	3.407	179.2	355.4	70.9	2.93	7.92	0.241	0.012	333.5	58.3
119	4/29/2010 13:00	1300	9.25	27.36	3.538	193.9	401.9	81.7	3.636	10.11	0.244	0.013	333.5	58.3
119	4/29/2010 14:00	1400	9.99	25.5	3.512	173.5	423.3	84.6	4.545	11.9	0.247	0.009	333.1	58.3
119	4/29/2010 15:00	1500	10.52	24.99	3.525	188.8	370.3	81.4	5.544	13.12	0.25	0.012	333.5	58.7
119	4/29/2010 16:00	1600	10.34	24.83	3.643	197.6	230.7	60.22	6.541	13.16	0.253	0.014	333.3	58.7
119	4/29/2010 17:00	1700	10.87	23.98	3.628	200.9	329.4	57.18	7.21	12.96	0.255	0.012	333.1	58.7
119	4/29/2010 18:00	1800	10.99	21.51	3.701	198	240.5	59.13	7.72	13.53	0.255	0.012	333	58.7
119	4/29/2010 19:00	1900	10.82	20.86	3.915	199.5	149.8	38.06	8.18	12.9	0.257	0.012	332.9	58.7
119	4/29/2010 20:00	2000	10.45	19.66	3.7	186.4	59.65	18.02	8.41	11.48	0.257	0.012	333.1	58.9
119	4/29/2010 21:00	2100	9.81	19.94	3.269	187.8	-13.98	1.343	8.35	9.9	0.256	0.012	333.2	59
119	4/29/2010 22:00	2200	6.919	50.2	3.84	266.2	-61.61	-13.26	8.02	8.15	0.254	0.014	333	59
119	4/29/2010 23:00	2300	4.711	63.62	2.964	274.5	-75.4	-25.12	7.48	6.401	0.251	0.014	333.1	59.1
119	4/30/2010 0:00	2400	3.679	69.28	2.617	256.6	-73.1	-28.78	6.828	5.035	0.249	0.014	332.9	59.1
120	4/30/2010 1:00	100	3.044	71.8	2.489	268.7	-71.3	-29.22	6.165	4.008	0.246	0.013	333.1	59.3
120	4/30/2010 2:00	200	2.246	75	0.939	250.2	-65.48	-29.45	5.539	3.16	0.243	0.013	333.1	59.3
120	4/30/2010 3:00	300	2.035	76.8	1.228	232.1	-37.87	-24.73	4.965	2.644	0.241	0.014	333.1	59.3
120	4/30/2010 4:00	400	1.572	78.8	2	256.2	-19.73	-18.62	4.486	2.485	0.239	0.014	332.9	59.3
120	4/30/2010 5:00	500	1.314	75.6	2.586	262.5	-21.33	-16.45	4.125	2.342	0.238	0.014	333.2	59.6
120	4/30/2010 6:00	600	1.082	74.6	1.803	241.9	-13.12	-15.09	3.834	2.125	0.237	0.014	333	59.6
120	4/30/2010 7:00	700	0.908	73.9	1.381	232.8	10.19	-10.92	3.581	2.093	0.236	0.014	333	59.6
120	4/30/2010 8:00	800	0.961	65.89	2.217	234.9	50.48	-4.17	3.396	2.31	0.235	0.013	333.1	59.7
120	4/30/2010 9:00	900	1.721	58.17	1.656	285.6	101	3.384	3.3	2.755	0.235	0.008	333.1	59.7
120	4/30/2010 10:00	1000	3.048	54.15	2.145	175.4	201.3	29.91	3.327	4.402	0.235	0.012	332.9	59.7
120	4/30/2010 11:00	1100	3.175	51.15	3.478	169.7	267.4	41.25	3.681	6.132	0.237	0.014	332.8	59.7
120	4/30/2010 12:00	1200	3.781	45.66	3.447	178.9	357.5	58.36	4.068	8.06	0.238	0.018	333	59.9
120	4/30/2010 13:00	1300	4.507	37.7	2.796	185.9	368.5	68.98	4.569	10.01	0.24	0.01	332.9	59.9
120	4/30/2010 14:00	1400	5.165	32.5	4.518	178.2	456.9	73.8	5.291	11.6	0.242	0.012	332.9	59.9
120	4/30/2010 15:00	1500	5.298	32.73	4.228	179.2	380.7	62.75	6.109	12.3	0.245	0.015	332.9	59.9
120	4/30/2010 16:00	1600	5.758	31.57	4.147	207.7	359.2	63.75	6.885	13.01	0.247	0.014	332.7	59.9
120	4/30/2010 17:00	1700	6.036	30.51	2.936	180.1	330.5	61.58	7.56	13.43	0.249	0.014	332.5	59.9
120	4/30/2010 18:00	1800	6.454	30.04	2.791	188	257.1	56.59	8.17	13.81	0.251	0.012	332.9	60.3

Faro Meteorological Data
January 01 - December 31, 2010

Faro Climate Station - 2010 data

Note: Cumulative precipitation is calculated in column 'V', while raw instrument numbers are seen in column 'U'. -0.1

Julian Day	Date	Hr	Tair	RH %	WindV	WindD	NetRad	SoilHF	SoilT2	SoilT3	Soil W	SnoD	Precip	Precip (rev)
120	4/30/2010 19:00	1900	6.562	29.93	2.985	200.1	164.6	37.2	8.65	13.19	0.252	0.013	332.6	60.3
120	4/30/2010 20:00	2000	6.366	30.02	2.795	215	61.04	14.16	8.89	11.65	0.252	0.012	332.6	60.3
120	4/30/2010 21:00	2100	5.972	29.89	2.174	248.9	-13.83	-2.877	8.83	9.96	0.252	0.012	332.7	60.4
120	4/30/2010 22:00	2200	4.836	34.32	1.361	264.6	-71.5	-19.02	8.47	8.09	0.249	0.014	332.7	60.4
120	4/30/2010 23:00	2300	2.09	46.26	1.784	29.88	-80.3	-34.12	7.88	6.1	0.247	0.014	332.7	60.4
120	5/1/2010 0:00	2400	1.058	50.28	1.799	23.4	-71.1	-38.64	7.14	4.483	0.244	0.013	332.6	59.2
121	5/1/2010 1:00	100	0.588	51.86	1.64	12.54	-46.02	-34.78	6.372	3.47	0.24	0.014	332.7	59.3
121	5/1/2010 2:00	200	0.671	53.18	1.674	12.82	-42.89	-29.46	5.691	2.928	0.238	0.014	332.6	59.3
121	5/1/2010 3:00	300	0.232	54.58	0.999	305.8	-40.54	-27.67	5.13	2.425	0.236	0.014	332.6	59.3
121	5/1/2010 4:00	400	0.277	54.03	0.372	359.4	-49.46	-25.28	4.646	2.052	0.234	0.014	332.6	59.3
121	5/1/2010 5:00	500	0.101	54.54	0.702	322.3	-69.64	-28.48	4.217	1.454	0.232	0.014	332.7	59.4
121	5/1/2010 6:00	600	-0.074	55.39	0.907	39.74	-71.8	-24.65	3.805	1.099	0.231	0.014	332.7	59.4
121	5/1/2010 7:00	700	0.303	50.69	0.959	36.63	-43.4	-22.65	3.441	0.832	0.23	0.012	332.7	59.4
121	5/1/2010 8:00	800	1.181	49.16	0.51	262.4	31.14	-19.5	3.126	0.693	0.229	0.012	332.7	59.4
121	5/1/2010 9:00	900	2.374	44.52	1.353	291.6	115.6	-8.68	2.871	0.965	0.228	0.012	332.7	59.4
121	5/1/2010 10:00	1000	3.679	44.54	1.621	310.3	203.2	29.82	2.748	3.274	0.227	0.012	332.6	59.4
121	5/1/2010 11:00	1100	5.971	47.37	1.646	21.05	301.1	56.16	3.112	6.07	0.228	0.01	332.6	59.4
121	5/1/2010 12:00	1200	5.694	49.69	1.899	322.1	161.4	59.24	3.713	8.34	0.231	0.015	332.6	59.4
121	5/1/2010 13:00	1300	3.712	59.17	3.386	302	105.2	9.34	4.273	6.7	0.234	0.014	333.2	60
121	5/1/2010 14:00	1400	3.962	67.68	4.796	321.1	551.2	36.65	4.498	7.14	0.235	0.015	333.2	60
121	5/1/2010 15:00	1500	6.622	46.59	2.799	314.8	559.3	85.6	5.081	10.86	0.235	0.012	333.1	60
121	5/1/2010 16:00	1600	7.12	43.22	2.974	345.4	411.3	92.7	6.356	13.64	0.24	0.014	332.9	60
121	5/1/2010 17:00	1700	6.844	40.76	2.12	334.5	141.3	50.17	7.62	13.07	0.246	0.014	333	60.1
121	5/1/2010 18:00	1800	7.2	41.34	2.529	297.1	262.8	40.74	8.26	12.15	0.248	0.015	332.9	60.1
121	5/1/2010 19:00	1900	7.3	38.4	1.834	335	154.9	44.64	8.6	12.65	0.248	0.014	333	60.2
121	5/1/2010 20:00	2000	6.514	44.83	2.448	28.01	5.364	7.5	8.94	10.89	0.249	0.014	332.9	60.2
121	5/1/2010 21:00	2100	5.042	51.11	3.12	33.19	-51.44	-15.29	8.83	8.72	0.248	0.014	333.1	60.4
121	5/1/2010 22:00	2200	3.881	59.82	3.766	24.91	-46.69	-26.28	8.33	6.78	0.246	0.014	333.1	60.4
121	5/1/2010 23:00	2300	3.153	61.65	1.957	27.9	-57.8	-26.73	7.65	5.539	0.243	0.015	333	60.4
121	5/2/2010 0:00	2400	2.368	61.29	2.051	41.77	-71.7	-30.5	6.986	4.428	0.24	0.015	333	60.4
122	5/2/2010 1:00	100	1.567	65.82	1.482	355.7	-39.22	-29.6	6.331	3.501	0.238	0.016	333	60.4
122	5/2/2010 2:00	200	1.302	68.5	0.67	99.4	-51.6	-25.2	5.735	3.078	0.235	0.013	333	60.4
122	5/2/2010 3:00	300	0.689	71.5	0.935	90.8	-51.74	-25.86	5.235	2.528	0.234	0.014	332.9	60.4
122	5/2/2010 4:00	400	0.188	73.5	1.596	13.1	-56.58	-28.02	4.77	1.92	0.232	0.015	332.9	60.4
122	5/2/2010 5:00	500	-0.26	75.4	1.075	28.79	-55.19	-28.59	4.313	1.341	0.23	0.014	332.9	60.4
122	5/2/2010 6:00	600	-0.392	76.9	0.909	69.3	-38.78	-23.47	3.896	1.058	0.229	0.014	332.9	60.4
122	5/2/2010 7:00	700	0.093	76.7	1.34	100.7	-0.236	-18.95	3.555	1.007	0.228	0.014	332.9	60.4
122	5/2/2010 8:00	800	0.202	86.2	1.401	118.1	39.21	-8.78	3.288	1.344	0.227	0.014	333	60.5
122	5/2/2010 9:00	900	1.062	82.8	1.615	151.1	92.8	4.737	3.15	2.167	0.226	0.012	333	60.5
122	5/2/2010 10:00	1000	2.703	74.4	1.249	148.8	154.9	26.12	3.215	3.78	0.227	0.013	332.8	60.5
122	5/2/2010 11:00	1100	2.895	75.6	2.514	178.4	207.2	37.65	3.553	5.431	0.228	0.015	332.4	60.5
122	5/2/2010 12:00	1200	1.905	83.5	2.302	211.6	110	29.59	3.996	6.22	0.23	0.015	333.2	61.3
122	5/2/2010 13:00	1300	1.567	89.1	1.649	247.6	191.6	18.28	4.36	5.774	0.232	0.012	333.2	61.3
122	5/2/2010 14:00	1400	3.404	75.6	2.255	218.8	265	61.21	4.685	8.4	0.232	0.015	333.2	61.3
122	5/2/2010 15:00	1500	3.077	77.8	3.018	161	151.2	51.73	5.411	9.63	0.235	0.014	333.5	61.6
122	5/2/2010 16:00	1600	1.058	94.2	1.356	339.9	81.2	-8.99	5.997	6.854	0.238	0.012	334.8	62.9
122	5/2/2010 17:00	1700	2.315	88.8	1.319	279.8	114.6	24.79	5.912	7.36	0.238	0.011	334.9	63
122	5/2/2010 18:00	1800	1.549	90.1	1.982	325.5	-8.84	1.806	5.991	6.77	0.238	0.012	335.7	63.8
122	5/2/2010 19:00	1900	0.956	95.8	2.404	294.9	31.24	-6.769	5.886	5.5	0.239	0.013	335.8	63.9
122	5/2/2010 20:00	2000	1.346	94.9	2.446	295.1	6.375	-4.225	5.623	5.15	0.24	0.01	335.6	63.9
122	5/2/2010 21:00	2100	1.262	93.9	2.128	292.1	-3.366	-10.36	5.4	4.5	0.241	0.011	335.8	64.1
122	5/2/2010 22:00	2200	1.1	94.3	1.898	285.5	-15.6	-10	5.141	4.06	0.242	0.011	335.9	64.2
122	5/2/2010 23:00	2300	0.383	96.5	1.215	282.8	-34.3	-15.84	4.877	3.426	0.243	0.008	335.9	64.2
122	5/3/2010 0:00	2400	0.486	97.2	0.598	93.3	-43.73	-18.85	4.567	2.778	0.243	0.007	335.9	64.2
123	5/3/2010 1:00	100	0.637	94.4	1.25	344.8	-21.9	-17.04	4.228	2.361	0.242	0.009	335.8	64.2
123	5/3/2010 2:00	200	1.245	86.7	1.937	47.67	-44.26	-15.26	3.926	2.13	0.242	0.011	336	64.4
123	5/3/2010 3:00	300	0.994	85.2	1.611	57.79	-57.13	-18.84	3.666	1.679	0.242	0.01	336	64.4
123	5/3/2010 4:00	400	0.618	85.8	1.681	60.21	-50.21	-19.99	3.387	1.227	0.241	0.011	335.8	64.4
123	5/3/2010 5:00	500	0.914	82.1	2.158	33.92	-39.85	-16.43	3.109	1.035	0.241	0.011	336	64.6
123	5/3/2010 6:00	600	0.734	82	2.675	39.23	-40.1	-14.42	2.881	0.946	0.24	0.011	335.9	64.6
123	5/3/2010 7:00	700	0.743	80.9	2.987	36.77	-30.93	-12.03	2.696	0.888	0.24	0.011	336.1	64.8
123	5/3/2010 8:00	800	0.719	78.1	2.938	30.03	8.02	-7.03	2.556	1.03	0.24	0.011	336.1	64.8
123	5/3/2010 9:00	900	1.035	73.4	2.717	58.33	44.15	0.724	2.491	1.456	0.24	0.011	336.2	64.9
123	5/3/2010 10:00	1000	1.28	62.01	3.571	60.24	76.4	4.642	2.526	1.891	0.24	0.01	336.2	64.9
123	5/3/2010 11:00	1100	1.772	57.69	4.739	64.19	158.5	10.68	2.63	2.412	0.24	0.01	336.4	65.1
123	5/3/2010 12:00	1200	2.493	54.32	4.053	72.9	222.9	19.78	2.812	3.233	0.241	0.009	336.1	65.1
123	5/3/2010 13:00	1300	3.915	51.3	3.721	70	346.7	45.09	3.121	5.04	0.242	0.012	335.9	65.1
123	5/3/2010 14:00	1400	3.273	61.84	4.356	27.84	254.4	45.44	3.687	6.542	0.243	0.013	336	65.2
123	5/3/2010 15:00	1500	2.891	67.27	4.907	37.62	212.7	26.31	4.292	6.328	0.246	0.011	335.9	65.2
123	5/3/2010 16:00	1600	1.709	76.5	4.215	46.86	139.1	7.95	4.644	5.611	0.247	0.013	336.4	65.7
123	5/3/2010 17:00	1700	0.616	86.4	3.382	25.11	79.8	-5.884	4.713	4.592	0.247	0.011	337.1	66.4
123	5/3/2010 18:00	1800	0.216	93.8	2.395	11.26	85.4	-1.391	4.553	3.973	0.246	0.01	337.1	66.4
123	5/3/2010 19:00	1900	0.518	90	2.187	332	73.3	4.975	4.393	4.065	0.246	0.012	337	66.4
123	5/3/2010 20:00	2000	0.713	87.8	1.934	306.7	43.27	3.016	4.327	4.029	0.248	0.011	337.1	66.5
123	5/3/2010 21:00	2100	0.54	89.3	1.433	263.4	1.569	-2.123	4.273	3.707	0.249	0.012	337.1	66.5
123	5/3/2010 22:00	2200	0.579	82.8	2.426	295.1	-17.92	-8.41	4.154	3.146	0.249	0.012	337.1	66.5
123	5/3/2010 23:00	2300	0.124	82.9	1.909	310.7	-41.61	-18.55	3.943	2.266	0.249	0.012	337.1	66.5
123	5/4/2010 0:00	2400	-0.207	80	1.137	0.39	-47.88	-20.52	3.628	1.578	0.248	0.012	337.1	66.5
124	5/4/2010 1:00	100	-0.924	77.9	1.326	15.34	-68.01	-19.66	3.277	1.058	0.247	0.011	337.1	66.5
124	5/4/2010 2:00	200	-1.817	77.1	1.74	31.71	-73.5	-16.99	2.933	0.791	0.246	0.01	337.1	66.5
124	5/4/2010 3:00	300	-2.561	71.3	2.042	16.51	-75.9	-15.2	2.658	0.595	0.244	0.012	337.1	66.5
124	5/4/2010 4:00	400	-3.432	66.51	1.694	15.21	-78	-13.94	2.43	0.436	0.243	0.012	337	66.5
124	5/4/2010 5:00	500	-3.869	65.59	1.854	12.64	-77.5	-13.08	2.228	0.285	0.241	0.012	337	66.5
124	5/4/2010 6:00	600	-4.56	66.66	1.58	12.06	-72.9	-12.47	2.043	0.127	0.24	0.012	337	66.5
124	5/4/2010 7:00	700	-4.393	67.74	1.266	15.19	-36.02	-11.73	1.874	-0.012	0.238	0.011	337.1	66.6
124	5/4/2010 8:00	800	-2.753	64.42	0.645	303.9	34.75	-10.56	1.726	-0.098	0.236	0.008	337.1	66.6
124	5/4/2010 9:00	900	0.53	54.05	0.37	46.19	134.2	-8.84	1.605	-0.104	0.234	0.003	337	66.6
124	5/4/2010 10:00	1000	1.852	45.75	0.36	275.9	243.7	-7.75	1.51	-0.088	0.233	0.007	337	66.6
124	5/4/2010 11:00	1100	1.467	47.05	0.909	319.3	323.7	0.957	1.433	0.149	0.233	0.01	336.8	66.6
124	5/4/2010 12:00	1200	2.429	44.65	1.251	256.8	413.4	63.79	1.397	4.073	0.233	0.008	337.1	66.9
124	5/4/2010 13:00	1300	3.572	41.39	1.105	32.71	404.4	89.5	1.889	7.86	0.235	0.011	336.9	66.9
124	5/4/2010 14:00	1400	4.36	37.64	1.661	54.79	480.9	94.5	3.01	10.31	0.241	0.007	337	67
124	5/4/2010 15:00	1500	4.866	34.97	1.633	37.46	409.4	88	4.328	11.76	0.247	0.009	336.9	67
124	5/4/2010 16:00	1600	4.766	33.21	2.334	17.9	311.5	64.43	5.619	11.98	0.252	0.011	336.9	67
124	5/4/2010 17:00	1700	5.062	30.74	2.022	347.7	316.2	46.7	6.486	11.28	0.255	0.012	336.7	67
124	5/4/2010 18:00	1800	6.243	26.25	2.241	57.83	286.1	57.34	7.04	12.1	0.256	0.009	336.5	67
124	5/4/2010 19:00	1900	6.098	24.48	2.086	53.19	150.1	44.19	7.62	12.02	0.258	0.013	336.7	67.2
124	5/4/2010 20:00	2000	5.348	22.8	1.586	340.1	24.94	-1.699	7.96	9.52	0.259	0.01	336.8	67.3
124	5/4/2010 21:00	2100	5.776	26.13	1.292	298.2	-1.421	-4.207	7.78	8.15	0.257	0.011	336.7	67.3
124	5/4/2010 22:00	2200	3.673	36.51	0.712	357.8	-73.7	-17.55	7.41	6.689	0.254	0.012	336.7	67.3
124	5/4/2010 23:00	2300	1.548	47.17	1.498	25.16	-78.6	-31.93	6.869	4.889	0.252	0.012	336.7	67.3
124	5/5/2010 0:00	2400	0.405	52.71	1.421	26.33	-76.5	-37.4	6.174	3.374	0.249	0.012	336.7	67.3
125	5/5/2010 1:00	100	-0.365	53.57	1.745	26.4	-67.09	-38.47	5.439	2.216	0.245	0.012	336.7	67.3
125	5/5/2010 2:00	200	-0.61	54.19	1.446	16.73	-38.27	-30.78	4.77	1.612	0.242	0.013	336.7	67.3
125	5/5/2010 3:00	300	-0.601	57.37	0.929	9	-43.71	-24.65	4.231	1.395	0.24	0.012	336.7	67.3
125	5/5/2010 4:00	400	-0.962	61.85	0.595	4.357	-64.88	-22.05	3.803	1.152	0.239	0.012	336.7	67.3
125	5/5/2010 5:00	500	-1.673	63.1	1.084	17.6	-71.7	-20.2	3.451	0.931	0.237	0.012	336.6	67.3
125	5/5/2010 6:00	600	-2.042	62.56	0.912	8.02	-67.22	-18.66	3.15	0.74	0.235	0.012	336.6	67.3
125	5/5/2010 7:00	700	-1.934	60.89	1.258	13.14	-39.47	-17.24	2.883	0.579	0.235	0.011	336.7	67.4
125	5/5/2010 8:00	800	0.316	50.54	0.621	119.2	43.04	-15.43	2.651	0.471	0.233	0.005	336.7	67.4
125	5/5/2010 9:00	900	3.16	43.18	1.042	88	140.9	-13.48	2.46	0.428	0.232	0.006	336.6	67.4
125	5/5/2010 10:00	1000	5.071	34.02	0.318	158.4	211.6	13.11	2.314	1.497	0.232	0.009	336.6	67.4
125	5/5/2010 11:00	1100	4.937	33.72	1.899	267.7	332.6	60.77	2.467	5.188	0.232	0.013	336.5	67.4
125	5/5/2010 12:00	1200	3.34	40.72	2.994	215.5	101.4	34.08	3.069	6.203	0.235	0.013	336.6	67.5
125	5/5/2010 13:00	1300	3.499	40.8	2.393	198.6	240.4	27.14	3.563	5.827	0.237	0.011	336.4	67.5
125	5/5/2010 14:00	1400	5.815	36.22	2.769	96.8	453	60.89	3.977	8.05	0.239	0.007	336.8	67.9
125	5/5/2010 15:00	1500	5.185	40.45	3.29	227	383	59.39	4.781	9.56	0.241	0.01	336.5	67.9
125	5/5/2010 16:00	1600	4.472	41.81	3.515	279.7	117.8	46.31	5.706	10.29	0.244	0.011	336.4	67.9
125	5/5/2010 17:00	1700	4.881	38.11	2.17	107.8	168.8	21.98	6.315	8.81	0.247	0.011	336.4	67.9
125	5/5/2010 18:00	1800	3.994	44.45	2.364	154.6	110.5	11.03	6.487	8.1	0.247	0.011	336.3	67.9
125	5/5/2010 19:00	1900	6.63	33.39	1.683	40.31	248.3	32.73	6.511	8.7	0.246	0.004	336.2	67.9
125	5/5/2010 20:00	2000	5.925	35.42	2.046	136.7	44.29	23.39	6.79	9.01	0.246	0.011	336.3	68
125	5/5/2010 21:00	2100	4.072	42.95	1.352	272.2	-29.2	-6.013	7	7.23	0.247	0.013	336.3	68
125	5/5/2010 22:00	2200	3.531	45.62	1.695	330.8	-49.14	-17.31	6.764	5.741	0.246	0.012	336.3	68
125	5/5/2010 23:00	2300	2.462	51.1	3.633	46.7	-68.28	-28.14	6.302	4.293	0.244	0.012	336.4	68.1

Faro Meteorological Data
January 01 - December 31, 2010

Faro Climate Station - 2010 data

Note: Cumulative precipitation is calculated in column 'V', while raw instrument numbers are seen in column 'U'. -0.1

Julian Day	Date	Hr	Tair	RH %	WindV	WindD	NetRad	SoilHF	SoilT2	SoilT3	Soil W	SnoD	Precip	Precip (rev)
125	5/6/2010 0:00	2400	1.424	56.99	2.668	29.26	-67.87	-32.27	5.72	3.031	0.241	0.013	336.2	68.1
126	5/6/2010 1:00	100	1.03	57.81	1.36	22.05	-46.95	-29.66	5.101	2.215	0.238	0.013	336.2	68.1
126	5/6/2010 2:00	200	0.495	61.84	1.247	25.4	-56.56	-28.3	4.548	1.685	0.236	0.012	336.2	68.1
126	5/6/2010 3:00	300	-0.171	63.84	0.928	327.4	-56.95	-27.94	4.067	1.149	0.234	0.012	336.2	68.1
126	5/6/2010 4:00	400	-0.545	66.1	1.021	356.7	-68.75	-21.8	3.639	0.937	0.232	0.012	336.2	68.1
126	5/6/2010 5:00	500	-0.825	62.8	1.218	2.747	-72.4	-19.53	3.311	0.813	0.231	0.012	336.2	68.1
126	5/6/2010 6:00	600	-1.602	65.06	0.821	8.28	-68.99	-18.6	3.034	0.621	0.23	0.012	336.2	68.1
126	5/6/2010 7:00	700	-1.526	61.41	1.396	6.846	-35.18	-17.49	2.781	0.445	0.229	0.012	336.3	68.2
126	5/6/2010 8:00	800	0.087	55.49	0.686	352.4	40.99	-15.5	2.56	0.347	0.228	0.01	336.2	68.2
126	5/6/2010 9:00	900	3.129	45.46	0.238	45.95	122.6	-13.34	2.384	0.336	0.227	0.005	336.2	68.2
126	5/6/2010 10:00	1000	5.327	38.71	0.789	114.5	232.4	13.87	2.253	1.511	0.227	0.009	336.1	68.2
126	5/6/2010 11:00	1100	5.47	30.05	2.255	177.1	287.4	58.27	2.479	5.137	0.227	0.013	335.9	68.2
126	5/6/2010 12:00	1200	5.367	25.53	2.491	182	252.2	51.91	3.089	6.993	0.23	0.009	336	68.3
126	5/6/2010 13:00	1300	5.484	27.22	1.874	141.7	142.7	39.75	3.73	7.44	0.232	0.009	336	68.3
126	5/6/2010 14:00	1400	5.191	29.6	2.652	13.91	155.5	22.81	4.281	7.01	0.235	0.012	336.1	68.4
126	5/6/2010 15:00	1500	5.82	29.67	3.45	100.8	87.8	20.88	4.658	6.897	0.236	0.012	336	68.4
126	5/6/2010 16:00	1600	5.179	35.53	3.15	81.3	118	12.93	4.908	6.359	0.237	0.011	336	68.4
126	5/6/2010 17:00	1700	4.66	40.68	1.854	0.32	78.2	10.94	5.028	6.167	0.237	0.011	335.9	68.4
126	5/6/2010 18:00	1800	4.959	42.22	2.449	10.04	157.4	16.61	5.107	6.297	0.237	0.011	335.8	68.4
126	5/6/2010 19:00	1900	6.838	33.38	1.529	1.797	198.8	36.9	5.274	7.63	0.237	0.01	335.7	68.4
126	5/6/2010 20:00	2000	6.123	32.43	1.66	266.3	58.57	23.37	5.733	7.82	0.238	0.011	335.7	68.4
126	5/6/2010 21:00	2100	4.597	42.02	2.802	331.2	-22.02	-1.79	6.063	6.503	0.239	0.012	335.9	68.6
126	5/6/2010 22:00	2200	3.213	51.33	2.658	4.586	-55.75	-18.47	5.953	4.875	0.239	0.013	335.8	68.6
126	5/6/2010 23:00	2300	2.259	54.87	2.399	40.88	-56.25	-24.31	5.55	3.602	0.237	0.012	335.8	68.6
126	5/7/2010 0:00	2400	1.609	58.92	1.779	21.29	-67.64	-27.91	5.046	2.598	0.235	0.013	335.8	68.6
127	5/7/2010 1:00	100	0.73	63.47	1.374	43.85	-68.57	-30.3	4.517	1.704	0.233	0.012	335.8	68.6
127	5/7/2010 2:00	200	0.154	64.73	1.174	42.45	-71.9	-26.68	3.997	1.128	0.231	0.011	335.8	68.6
127	5/7/2010 3:00	300	-0.794	68.72	0.869	10.3	-72.3	-21.77	3.561	0.946	0.229	0.012	335.7	68.6
127	5/7/2010 4:00	400	-1.263	67.04	1.585	4.497	-71.2	-20.41	3.208	0.7	0.228	0.012	335.7	68.6
127	5/7/2010 5:00	500	-1.711	67.82	1.287	13.77	-71.2	-19.37	2.9	0.461	0.226	0.012	335.8	68.7
127	5/7/2010 6:00	600	-1.995	67.85	1.49	17.73	-64.54	-18.31	2.629	0.253	0.226	0.012	335.7	68.7
127	5/7/2010 7:00	700	-1.611	65.97	1.247	1.643	-23.45	-16.92	2.392	0.096	0.225	0.012	335.8	68.8
127	5/7/2010 8:00	800	0.905	58.57	0.28	61.88	49.15	-14.65	2.193	0.045	0.224	0.005	335.7	68.8
127	5/7/2010 9:00	900	5.087	43.47	0.7	75.2	138.9	-12.35	2.041	0.071	0.223	0.004	335.7	68.8
127	5/7/2010 10:00	1000	5.748	39.21	0.849	60.61	226.5	8.21	1.927	0.932	0.222	0.009	335.6	68.8
127	5/7/2010 11:00	1100	5.265	39.35	1.266	333.6	167.5	51.24	2.103	4.498	0.223	0.012	335.6	68.8
127	5/7/2010 12:00	1200	5.449	33.46	2.652	253.8	290.7	36.96	2.666	5.263	0.225	0.011	335.5	68.8
127	5/7/2010 13:00	1300	6.625	31.65	3.556	260.1	527.2	82.6	3.269	8.58	0.227	0.011	335.5	68.8
127	5/7/2010 14:00	1400	4.846	41.61	4.741	268.3	90.6	46.83	4.3	9.49	0.231	0.011	335.3	68.8
127	5/7/2010 15:00	1500	5.014	38.61	2.684	256.3	222.7	23.04	5.025	7.85	0.235	0.005	335.4	68.9
127	5/7/2010 16:00	1600	6.862	32.85	2.958	292.2	335.2	67.03	5.397	10.12	0.235	0.01	335.4	68.9
127	5/7/2010 17:00	1700	5.31	47.7	4.681	316.6	175.9	25.74	6.141	9.66	0.237	0.009	335.3	68.9
127	5/7/2010 18:00	1800	6.485	38.78	3.525	277.2	274.1	46.22	6.575	10.22	0.239	0.012	335.1	68.9
127	5/7/2010 19:00	1900	5.888	45.48	5.277	261.2	196.1	32.85	7.03	10.3	0.24	0.009	335.1	68.9
127	5/7/2010 20:00	2000	3.818	53.51	2.822	290.9	-26.72	-2.134	7.34	8.45	0.24	0.013	335.2	69
127	5/7/2010 21:00	2100	4.18	50.69	1.978	326.6	-0.486	-12.13	7.19	6.728	0.24	0.006	335.1	69
127	5/7/2010 22:00	2200	4.509	48.79	1.987	76.4	-33.83	-9.6	6.802	6.042	0.238	0.012	335.2	69.1
127	5/7/2010 23:00	2300	2.68	56.08	1.007	41.07	-49.45	-22.28	6.396	4.734	0.236	0.012	335.2	69.1
127	5/8/2010 0:00	2400	2.072	59.8	0.716	34.36	-34.31	-20.2	5.903	3.966	0.234	0.012	335.2	69.1
128	5/8/2010 1:00	100	1.275	65.24	1.139	85.6	-55.71	-22.36	5.438	3.317	0.232	0.012	335.2	69.1
128	5/8/2010 2:00	200	0.619	68.49	0.91	11.12	-63.46	-26.93	4.985	2.476	0.23	0.012	335.2	69.1
128	5/8/2010 3:00	300	-0.182	72.3	0.947	27.67	-65.94	-29.91	4.508	1.676	0.229	0.012	335.1	69.1
128	5/8/2010 4:00	400	-0.639	74.2	0.737	44.53	-63.77	-25.3	4.041	1.23	0.227	0.012	335.2	69.2
128	5/8/2010 5:00	500	-0.781	74.2	1.127	28.34	-50.71	-22.67	3.635	0.963	0.226	0.011	335.2	69.2
128	5/8/2010 6:00	600	-0.589	74.7	0.883	42.3	-50.91	-20.49	3.289	0.754	0.224	0.012	335.2	69.2
128	5/8/2010 7:00	700	-0.53	73.4	1.033	29.78	-35.27	-18.97	2.998	0.574	0.223	0.013	335.2	69.2
128	5/8/2010 8:00	800	-0.263	72.5	0.592	17.83	3.471	-16.63	2.752	0.482	0.222	0.01	335.2	69.2
128	5/8/2010 9:00	900	2.447	60.22	0.468	39.6	121.1	-13.45	2.556	0.505	0.222	0.007	335.2	69.2
128	5/8/2010 10:00	1000	3.172	55.43	1.244	275.4	186.9	26.52	2.471	2.626	0.221	0.011	335	69.2
128	5/8/2010 11:00	1100	4.074	53.52	3.358	287.4	312.9	50.57	2.83	5.344	0.222	0.01	335	69.2
128	5/8/2010 12:00	1200	4.878	48.08	2.778	265.6	313.5	56.01	3.461	7.33	0.225	0.011	334.9	69.2
128	5/8/2010 13:00	1300	4.418	47.77	3.696	264.7	200.1	49.63	4.235	8.72	0.227	0.012	335	69.3
128	5/8/2010 14:00	1400	4.188	46.87	4.285	253.2	201.9	28.99	4.938	8.03	0.23	0.011	334.7	69.3
128	5/8/2010 15:00	1500	2.722	63.1	3.884	27.59	174.5	16.98	5.355	7.71	0.232	0.013	335.4	70
128	5/8/2010 16:00	1600	4.711	52.51	1.8	151.2	314	38.26	5.555	8.02	0.232	0.014	335.2	70
128	5/8/2010 17:00	1700	5.461	38.81	3.93	257.1	196.1	36.6	5.887	9.24	0.233	0.016	335.4	70.2
128	5/8/2010 18:00	1800	5.668	35.79	1.525	258.2	82.1	20.65	6.318	8.7	0.235	0.011	335.5	70.3
128	5/8/2010 19:00	1900	5.339	44.24	2.703	123.2	75	12.33	6.497	8.03	0.235	0.013	335.7	70.5
128	5/8/2010 20:00	2000	4.453	47.63	2.678	167.4	18.85	-2.605	6.491	6.957	0.235	0.012	335.6	70.5
128	5/8/2010 21:00	2100	3.596	56.14	2.921	235.3	-3.162	-8.6	6.283	5.95	0.235	0.013	335.6	70.5
128	5/8/2010 22:00	2200	1.974	71.8	2.321	261.3	-37.94	-16.71	5.964	4.937	0.234	0.012	335.5	70.5
128	5/8/2010 23:00	2300	1.653	71.7	1.058	166.1	-55.96	-22.76	5.572	3.905	0.232	0.012	335.5	70.5
128	5/9/2010 0:00	2400	1.062	75.2	1.099	92.5	-56.42	-25.73	5.122	3.015	0.23	0.012	335.5	70.5
129	5/9/2010 1:00	100	0.287	78.7	0.828	53.87	-53.91	-26.52	4.657	2.297	0.229	0.012	335.4	70.5
129	5/9/2010 2:00	200	-0.289	80.6	0.831	0.561	-53.14	-26.54	4.211	1.716	0.227	0.012	335.5	70.6
129	5/9/2010 3:00	300	-0.528	83.2	0.518	68.48	-38.01	-24.73	3.804	1.274	0.226	0.012	335.5	70.6
129	5/9/2010 4:00	400	-0.361	82.2	0.364	89.8	-44.24	-21.41	3.474	1.085	0.224	0.012	335.5	70.6
129	5/9/2010 5:00	500	-0.714	83.4	0.416	21.32	-35.54	-19.39	3.204	0.866	0.223	0.011	335.5	70.6
129	5/9/2010 6:00	600	-0.873	85.7	0.463	203.6	-13.72	-16.28	2.973	0.808	0.223	0.011	335.6	70.7
129	5/9/2010 7:00	700	-0.901	90.3	0.609	76.9	-2.498	-14.02	2.781	0.786	0.222	0.012	335.7	70.8
129	5/9/2010 8:00	800	-0.55	91.6	0.172	262.3	2.807	-10.77	2.626	0.869	0.222	0.011	335.8	70.9
129	5/9/2010 9:00	900	0.097	88.4	0.77	320.8	56.62	4.136	2.503	1.618	0.221	0.011	335.8	70.9
129	5/9/2010 10:00	1000	2.061	72.7	0.607	311.1	216.7	29.86	2.522	3.412	0.221	0.008	335.8	70.9
129	5/9/2010 11:00	1100	3.999	56.3	1.178	233	294.7	65.62	2.976	6.697	0.223	0.014	335.8	70.9
129	5/9/2010 12:00	1200	2.943	55.14	2.503	272.7	167.6	45.76	3.714	7.77	0.225	0.012	335.7	70.9
129	5/9/2010 13:00	1300	2.552	63.08	2.934	239.4	312	35.09	4.329	7.43	0.229	0.013	335.5	70.9
129	5/9/2010 14:00	1400	2.798	62.69	3.114	279.6	351	43.94	4.789	8.62	0.23	0.014	335.7	71.1
129	5/9/2010 15:00	1500	4.158	53	2.967	263	224.3	53.02	5.45	9.92	0.232	0.011	335.6	71.1
129	5/9/2010 16:00	1600	1.961	77.9	2.612	275.6	125.6	16.62	6.169	8.71	0.235	0.014	336	71.5
129	5/9/2010 17:00	1700	2.567	76	1.412	106.8	126.5	11.56	6.383	7.9	0.236	0.01	336	71.5
129	5/9/2010 18:00	1800	3.567	63.79	2.092	245.8	77.2	10.76	6.401	7.61	0.236	0.012	335.5	71.5
129	5/9/2010 19:00	1900	2.495	72.1	4.241	295.6	141	1.878	6.349	6.823	0.235	0.012	336	72
129	5/9/2010 20:00	2000	4.203	55.22	2.391	256.6	88.2	10.36	6.242	6.936	0.235	0.01	336.1	72.1
129	5/9/2010 21:00	2100	3.967	55.16	3.125	285.5	16.66	-2.148	6.26	6.362	0.235	0.011	335.8	72.1
129	5/9/2010 22:00	2200	2.193	67.9	3.282	47.83	-32.5	-11.8	6.153	5.39	0.235	0.013	336.1	72.4
129	5/9/2010 23:00	2300	0.944	74	1.772	65.09	-61.67	-26.18	5.838	3.965	0.234	0.013	336.2	72.5
129	5/10/2010 0:00	2400	0.407	75.9	1.479	16.86	-44.77	-26.82	5.352	2.995	0.232	0.011	336.2	72.5
130	5/10/2010 1:00	100	-0.715	86.9	1.719	76.3	-40.19	-25.64	4.857	2.37	0.23	0.013	336.4	72.7
130	5/10/2010 2:00	200	-1.243	89.6	0.81	53.55	-70.2	-26.38	4.403	1.734	0.228	0.012	336.3	72.7
130	5/10/2010 3:00	300	-1.49	84.5	1.414	27.92	-69.04	-24.45	3.981	1.289	0.226	0.011	336.3	72.7
130	5/10/2010 4:00	400	-1.407	85.2	0.869	42.2	-56.65	-22.37	3.611	0.979	0.225	0.011	336.3	72.7
130	5/10/2010 5:00	500	-0.83	83.3	1.42	10.61	-50.67	-20.16	3.291	0.767	0.224	0.01	336.3	72.7
130	5/10/2010 6:00	600	-0.234	81.1	0.912	345.8	-50.68	-18.69	3.018	0.593	0.223	0.011	336.4	72.8
130	5/10/2010 7:00	700	0.481	79.6	2.27	260.1	-15.79	-16.9	2.783	0.467	0.222	0.011	336.3	72.8
130	5/10/2010 8:00	800	0.545	81.4	1.69	230.9	77.5	-14.42	2.588	0.448	0.222	0.012	336.3	72.8
130	5/10/2010 9:00	900	0.701	81.8	2.305	242.5	84.1	-9.59	2.44	0.599	0.221	0.012	336.4	72.9
130	5/10/2010 10:00	1000	1.753	73.4	3.116	240.1	150.3	14.81	2.38	2.061	0.22	0.012	336	72.9
130	5/10/2010 11:00	1100	3.033	66.49	3.72	248.8	258.5	36.35	2.598	4.038	0.221	0.013	336.5	73.4
130	5/10/2010 12:00	1200	4.42	56.1	4.117	251.2	387.9	50.3	3.053	6.189	0.223	0.018	336.3	73.4
130	5/10/2010 13:00	1300	4.119	57.3	3.232	274.5	150.6	44.75	3.737	7.56	0.226	0.012	336.4	73.5
130	5/10/2010 14:00	1400	4.886	50.55	4.486	247.9	168.8	28.26	4.404	7.28	0.229	0.012	335.9	73.5
130	5/10/2010 15:00	1500	4.046	62.99	2.944	112.2	181.1	6.333	4.786	6.127	0.23	0.008	336.9	74.5
130	5/10/2010 16:00	1600	5.581	49.57	3.551	230.8	193.4	27.24	4.896	6.9	0.23	0.011	336.4	74.5
130	5/10/2010 17:00	1700	4.535	57.77	3.554	298.7	121.7	7.86	5.141	6.561	0.231	0.013	337.6	75.7
130	5/10/2010 18:00	1800	5.699	54.1	3.982	282.9	250	32.43	5.246	7.05	0.232	0.012	337.5	75.7
130	5/10/2010 19:00	1900	5.939	49.21	3.391	229.1	108.1	17.4	5.516	7.29	0.232	0.012	337.4	75.7
130	5/10/2010 20:00	2000	6.522	46.34	3.002	204	101.3	20.04	5.746	7.34	0.234	0.012	337.4	75.7
130	5/10/2010 21:00	2100	5.936	46.8	1.831	237.6	-1.465	2.324	5.92	6.473	0.235	0.012	337.5	75.8
130	5/10/2010 22:00	2200	5.096	52.36	1.067	197.8	-39.36	-7.37	5.859	5.469	0.235	0.012	337.6	75.9
130	5/10/2010 23:00	2300	4.302	51.56	2.103	232.3	-63.51	-17.61	5.606	4.371	0.234	0.012	337.3	75.9
130	5/11/2010 0:00	2400	4.158	35.25	4.843	239.5	-76.5	-26.43	5.219	3.17	0.232	0.012	337.3	75.9
131	5/11/2010 1:00	100	3.499	36.68	4.542	253.7	-72.8	-28.54	4.731	2.193	0.231	0.012	337.2	75.9
131	5/11/2010 2:00	200	2.696	39.43	5.142	259.4	-71.2	-27.87	4.231	1.498	0.229	0.012	337	75.9
131	5/11/2010 3:00	300	2.022	40.95	2.259	304	-72.4	-22.93	3.782	1.153	0.227	0.01	337.2	76.1
131	5/11/2010 4:00	400	1.715	40.95	3.284	263.4	-73.2	-20.63	3.427	0.931	0.226	0.012	336.6	76.1

Faro Meteorological Data
January 01 - December 31, 2010

Faro Climate Station - 2010 data

Note: Cumulative precipitation is calculated in column 'V', while raw instrument numbers are seen in column 'U'. -0.1

Julian Day	Date	Hr	Tair	RH %	WindV	WindD	NetRad	SoilHF	SoilT2	SoilT3	Soil W	SnoD	Precip	Precip (rev)
131	5/11/2010 5:00	500	1.257	42.57	2.054	249.4	-74.7	-19.13	3.135	0.72	0.225	0.012	337.3	76.8
131	5/11/2010 6:00	600	0.837	45.3	0.915	222.2	-56.28	-17.89	2.877	0.528	0.224	0.011	337.4	76.9
131	5/11/2010 7:00	700	0.892	44.5	2.125	248.3	-14.09	-16.06	2.649	0.396	0.223	0.012	337.4	76.9
131	5/11/2010 8:00	800	0.899	44.82	1.632	231.8	17.04	-14.04	2.456	0.349	0.222	0.012	337.3	76.9
131	5/11/2010 9:00	900	1.831	39.73	3.018	220	135	-12.46	2.31	0.336	0.222	0.012	337.3	76.9
131	5/11/2010 10:00	1000	2.786	35.55	3.338	229.9	240.7	10.96	2.203	1.305	0.221	0.014	337.2	76.9
131	5/11/2010 11:00	1100	3.783	34.02	3.619	213.1	312	44.66	2.389	4.267	0.222	0.013	337.2	76.9
131	5/11/2010 12:00	1200	4.578	32.23	4.245	211.5	382.9	56.06	2.88	6.53	0.223	0.012	337	76.9
131	5/11/2010 13:00	1300	5.679	29.57	4.697	225	441.5	65.05	3.563	8.57	0.226	0.014	335.6	76.9
131	5/11/2010 14:00	1400	6.367	28.77	6.129	234.1	464.4	62.9	4.423	9.96	0.229	0.014	336.8	78.1
131	5/11/2010 15:00	1500	7.26	28.68	5.271	235.5	351.1	61.86	5.358	10.92	0.232	0.013	336.4	78.1
131	5/11/2010 16:00	1600	6.681	31.35	5.55	243.7	212.5	33.92	6.242	10.35	0.236	0.013	336.8	78.5
131	5/11/2010 17:00	1700	7.35	32.02	5.521	238.8	258.5	36.58	6.721	10.28	0.237	0.012	336.5	78.5
131	5/11/2010 18:00	1800	7.03	32.76	5.055	237.2	123.8	25.09	7.06	10	0.238	0.013	336.8	78.8
131	5/11/2010 19:00	1900	6.862	33.29	4.282	240.7	80.1	11.8	7.23	9.05	0.238	0.013	336.7	78.8
131	5/11/2010 20:00	2000	7.09	33.7	3.2	216.5	52.07	8.8	7.2	8.42	0.237	0.012	336.6	78.8
131	5/11/2010 21:00	2100	6.896	35.42	3.233	214.8	6.087	2.291	7.1	7.74	0.236	0.013	336.7	78.9
131	5/11/2010 22:00	2200	5.772	38.86	4.056	233.5	-32.17	-9.15	6.912	6.669	0.235	0.012	336.6	78.9
131	5/11/2010 23:00	2300	4.911	41.98	3.559	243.4	-48.26	-16.94	6.585	5.546	0.234	0.011	336.5	78.9
131	5/12/2010 0:00	2400	3.768	47.05	1.932	219.7	-48.86	-20.53	6.164	4.604	0.232	0.012	336.6	79
132	5/12/2010 1:00	100	3.098	49.92	1.777	241.4	-45.8	-21.95	5.719	3.838	0.23	0.012	336.5	79
132	5/12/2010 2:00	200	2.339	54.78	0.809	117.2	-31.23	-20.68	5.286	3.281	0.229	0.013	336.5	79
132	5/12/2010 3:00	300	2.033	58.59	1.042	62.25	-30.63	-17.88	4.902	2.983	0.227	0.012	336.5	79
132	5/12/2010 4:00	400	2.069	58.01	0.899	90.4	-33.88	-18.9	4.581	2.592	0.226	0.012	336.5	79
132	5/12/2010 5:00	500	1.999	57.91	1.102	124.9	-30.63	-18.36	4.281	2.264	0.225	0.014	336.5	79
132	5/12/2010 6:00	600	1.86	60.03	0.63	84.2	-19.19	-15.01	4.005	2.113	0.223	0.013	336.5	79
132	5/12/2010 7:00	700	2.159	60.17	0.664	98	-2.623	-13.6	3.781	1.999	0.222	0.011	336.5	79
132	5/12/2010 8:00	800	2.946	57.07	0.749	152	47.01	-2.907	3.611	2.385	0.222	0.011	336.5	79
132	5/12/2010 9:00	900	3.166	59.47	3.444	159.2	95.8	8.14	3.588	3.183	0.222	0.012	336.3	79
132	5/12/2010 10:00	1000	3.295	57.94	3.479	171.2	124.6	14.27	3.732	4.013	0.222	0.011	336.4	79.1
132	5/12/2010 11:00	1100	4.094	54	3.316	170.5	204	25.48	3.982	5.092	0.223	0.01	336.6	79.3
132	5/12/2010 12:00	1200	4.703	50.11	3.696	185.1	204.3	36.59	4.363	6.604	0.224	0.012	336.4	79.3
132	5/12/2010 13:00	1300	4.823	51.24	3.181	177.3	164.5	33.04	4.862	7.34	0.226	0.011	336	79.3
132	5/12/2010 14:00	1400	4.158	61.01	4.225	233.1	164	24.58	5.321	7.41	0.228	0.012	336.4	79.7
132	5/12/2010 15:00	1500	3.917	66.46	3.211	223.3	192.1	29.82	5.663	7.83	0.228	0.013	336.3	79.7
132	5/12/2010 16:00	1600	3.358	75.4	2.711	156.4	86.3	20.95	6.008	7.93	0.229	0.013	336.2	79.7
132	5/12/2010 17:00	1700	5.268	59.63	3.146	172.3	203.7	28.13	6.252	8.17	0.23	0.01	336.2	79.7
132	5/12/2010 18:00	1800	6.213	48.71	4.044	201.4	187.2	36.15	6.546	9.24	0.231	0.014	336	79.7
132	5/12/2010 19:00	1900	6.898	44.64	4.238	201.3	166.3	27.71	6.931	9.24	0.232	0.011	336	79.7
132	5/12/2010 20:00	2000	6.946	42.63	4.82	185	88.7	18.3	7.22	8.96	0.233	0.011	336.2	79.9
132	5/12/2010 21:00	2100	6.054	45.27	5.534	177.9	-18.28	-0.196	7.35	7.86	0.233	0.012	335.9	79.9
132	5/12/2010 22:00	2200	5.132	50.7	4.611	172.6	-27.31	-11.46	7.19	6.52	0.232	0.012	336.1	80.1
132	5/12/2010 23:00	2300	4.144	56.21	4.558	204.3	-26.06	-14.98	6.834	5.595	0.231	0.012	336.3	80.3
132	5/13/2010 0:00	2400	3.599	56.8	2.955	215.5	-30.02	-20.11	6.426	4.623	0.229	0.013	336.1	80.3
133	5/13/2010 1:00	100	3.041	57.02	3.129	232.7	-36.44	-19.39	5.987	4.03	0.227	0.012	336	80.3
133	5/13/2010 2:00	200	2.596	56	4.389	235.4	-36.19	-20.29	5.585	3.46	0.226	0.012	335.9	80.3
133	5/13/2010 3:00	300	2.064	56.93	4.67	223.7	-54.83	-22.71	5.206	2.873	0.224	0.012	336	80.4
133	5/13/2010 4:00	400	1.649	54.1	3.45	238.9	-36.14	-22.89	4.829	2.312	0.223	0.012	335.8	80.4
133	5/13/2010 5:00	500	1.063	52.93	5.36	248.9	-30.51	-21.1	4.468	1.986	0.222	0.012	335.5	80.4
133	5/13/2010 6:00	600	0.076	60.55	5.377	248.9	-23.69	-21.27	4.15	1.634	0.22	0.012	335.8	80.7
133	5/13/2010 7:00	700	-0.674	67.21	5.704	256.4	6.036	-19.9	3.858	1.355	0.219	0.013	335.7	80.7
133	5/13/2010 8:00	800	-1.066	66.92	5.83	260	49.19	-16.97	3.597	1.215	0.219	0.012	335.7	80.7
133	5/13/2010 9:00	900	-0.505	58.65	6.095	240	137.8	-6.147	3.393	1.585	0.218	0.013	335.9	80.9
133	5/13/2010 10:00	1000	-0.312	55.14	6.556	231.6	146.5	6.342	3.358	2.628	0.217	0.011	336	81
133	5/13/2010 11:00	1100	0.067	54.58	5.488	238.5	179.3	12.2	3.488	3.338	0.218	0.011	335.7	81
133	5/13/2010 12:00	1200	0.75	51.38	3.858	233.7	153.1	17.13	3.671	4.143	0.219	0.015	335.8	81.1
133	5/13/2010 13:00	1300	2.232	46.63	5.462	233.1	405.4	35.43	3.946	5.507	0.22	0.01	335.8	81.1
133	5/13/2010 14:00	1400	3.825	42.06	5.084	252.2	503.8	70.5	4.47	8.77	0.221	0.015	335.6	81.1
133	5/13/2010 15:00	1500	4.439	40.21	4.93	253.3	491.2	73.6	5.509	11.03	0.224	0.016	335.5	81.1
133	5/13/2010 16:00	1600	4.338	44.24	5.446	237.9	274.1	62.21	6.699	12.03	0.229	0.013	335.2	81.1
133	5/13/2010 17:00	1700	3.32	51.82	3.799	248.5	152.8	27.11	7.56	10.79	0.232	0.011	335.7	81.6
133	5/13/2010 18:00	1800	3.103	55.59	3.521	271.7	106.9	17.92	7.86	9.85	0.233	0.014	335.4	81.6
133	5/13/2010 19:00	1900	3.126	57.37	3.463	250.2	95.9	12.29	7.9	9.15	0.232	0.014	335.4	81.6
133	5/13/2010 20:00	2000	3.589	51.6	3.287	259.9	53.92	6.447	7.84	8.48	0.232	0.013	335.4	81.6
133	5/13/2010 21:00	2100	3.722	48.72	2.744	264.7	18.32	-1.086	7.69	7.61	0.231	0.012	335.4	81.6
133	5/13/2010 22:00	2200	3.616	48.68	1.805	235.5	-46.14	-10.3	7.45	6.656	0.23	0.012	335.5	81.7
133	5/13/2010 23:00	2300	2.359	52.96	1.806	235.4	-73.6	-23.88	7.09	5.256	0.228	0.012	335.4	81.7
133	5/14/2010 0:00	2400	1.37	57.38	1.004	135.9	-75.7	-31.1	6.579	3.932	0.226	0.014	335.4	81.7
134	5/14/2010 1:00	100	0.967	57.1	0.994	279.1	-74.5	-33.49	5.992	2.876	0.224	0.011	335.4	81.7
134	5/14/2010 2:00	200	0.796	54.19	0.9	6.167	-72.6	-34.13	5.405	2.038	0.222	0.011	335.4	81.7
134	5/14/2010 3:00	300	0.681	50.87	1.033	126.1	-72.5	-33.12	4.846	1.353	0.22	0.014	335.4	81.7
134	5/14/2010 4:00	400	0.016	52.92	1.073	15.68	-71.5	-28.11	4.343	1.025	0.218	0.011	335.4	81.7
134	5/14/2010 5:00	500	-1.885	62.39	1.307	52.88	-70	-26.56	3.915	0.703	0.217	0.014	335.4	81.7
134	5/14/2010 6:00	600	-2.105	62.3	1.363	46.09	-60.09	-25.07	3.546	0.424	0.216	0.012	335.3	81.7
134	5/14/2010 7:00	700	-0.986	56.95	1.448	52.76	-11.57	-22.28	3.227	0.261	0.215	0.011	335.4	81.8
134	5/14/2010 8:00	800	1.235	48.59	1.315	76.8	64.47	-18.69	2.969	0.265	0.214	0.008	335.4	81.8
134	5/14/2010 9:00	900	3.325	41.39	1.09	57.91	145.4	-10.26	2.787	0.524	0.213	0.009	335.4	81.8
134	5/14/2010 10:00	1000	3.557	40.1	1.317	18.42	230.2	33.78	2.865	3.246	0.213	0.01	335.3	81.8
134	5/14/2010 11:00	1100	5.071	35.23	1.621	118.9	313.7	62.36	3.46	6.528	0.215	0.008	335.3	81.8
134	5/14/2010 12:00	1200	5.7	34.02	2.356	163.7	379.9	77.9	4.173	9.36	0.218	0.009	335.4	81.9
134	5/14/2010 13:00	1300	6.197	32.38	2.374	163	397.1	81.9	5.006	11.62	0.221	0.009	335	81.9
134	5/14/2010 14:00	1400	7.38	29.58	2.288	165.6	451.5	92.4	6.064	13.98	0.225	0.012	335.2	82.1
134	5/14/2010 15:00	1500	7.69	29.54	2.354	125	282.1	78.6	7.36	14.96	0.229	0.01	335	82.1
134	5/14/2010 16:00	1600	8.67	27.85	2.417	126.2	408.7	73	8.54	15.33	0.233	0.012	335	82.1
134	5/14/2010 17:00	1700	9.54	26.62	3.588	127.2	442.7	87.7	9.52	17.02	0.236	0.017	335.1	82.2
134	5/14/2010 18:00	1800	9.67	25.07	3.769	172.3	283.5	74.1	10.53	17.67	0.239	0.012	334.7	82.2
134	5/14/2010 19:00	1900	9.43	25.28	3.377	189.8	183.7	47.98	11.3	16.76	0.242	0.012	334.7	82.2
134	5/14/2010 20:00	2000	9.03	25.07	2.871	185.6	86.1	22.47	11.68	15.11	0.243	0.013	334.9	82.4
134	5/14/2010 21:00	2100	8.56	24.9	2.959	185.1	13.11	4.262	11.71	13.35	0.242	0.012	334.7	82.4
134	5/14/2010 22:00	2200	7.78	25.62	2.74	177.4	-48.17	-8.56	11.44	11.67	0.241	0.012	334.8	82.5
134	5/14/2010 23:00	2300	6.101	30.39	1.803	102.9	-84.9	-24.26	10.9	9.77	0.238	0.012	334.7	82.5
134	5/15/2010 0:00	2400	4.354	35.03	1.389	89.1	-85.4	-33.37	10.19	7.99	0.235	0.014	334.7	82.5
135	5/15/2010 1:00	100	3.461	40.91	0.861	55.64	-77	-35.63	9.41	6.621	0.232	0.013	334.6	82.5
135	5/15/2010 2:00	200	3.42	41.83	0.732	44.52	-72.1	-35.71	8.66	5.558	0.229	0.013	334.7	82.6
135	5/15/2010 3:00	300	3.413	42.77	0.986	80.7	-71.8	-34.82	7.96	4.706	0.227	0.013	334.6	82.6
135	5/15/2010 4:00	400	3.465	42.55	0.557	75.8	-69.54	-34.23	7.32	3.978	0.225	0.012	334.6	82.6
135	5/15/2010 5:00	500	3.854	40.06	1.07	79.2	-66.99	-33.28	6.74	3.354	0.223	0.012	334.6	82.6
135	5/15/2010 6:00	600	3.808	40.8	0.836	204.1	-42.21	-29.26	6.211	2.949	0.221	0.012	334.6	82.6
135	5/15/2010 7:00	700	4.378	39.25	0.529	181.7	-5.206	-16.63	5.773	3.152	0.219	0.012	334.5	82.6
135	5/15/2010 8:00	800	4.881	39.4	1.372	156.4	33.99	-10.5	5.504	3.482	0.218	0.011	334.5	82.6
135	5/15/2010 9:00	900	6.318	36.72	4.074	163.1	143.6	14	5.394	4.796	0.218	0.011	334.5	82.6
135	5/15/2010 10:00	1000	6.278	36.37	5.137	167.1	180.2	24.17	5.592	6.29	0.219	0.012	334.6	82.7
135	5/15/2010 11:00	1100	7.15	31.2	5.413	162.7	260.7	36.42	5.991	7.84	0.22	0.014	334.5	82.7
135	5/15/2010 12:00	1200	8.21	28.08	4.487	163.4	314.4	55.33	6.451	9.95	0.222	0.014	334.4	82.7
135	5/15/2010 13:00	1300	8.63	28.59	5.34	171.3	341.4	60.31	7.06	11.73	0.224	0.012	334.3	82.7
135	5/15/2010 14:00	1400	8.54	30.36	4.987	176.1	259.4	50.11	7.8	12.48	0.226	0.011	334.4	82.8
135	5/15/2010 15:00	1500	9	30.53	5.101	177	249.2	49.1	8.48	13.03	0.229	0.012	334.2	82.8
135	5/15/2010 16:00	1600	8.94	32.12	5.024	184.3	208.4	37.95	9.08	12.97	0.231	0.014	334.1	82.8
135	5/15/2010 17:00	1700	8.61	34.77	5.063	217.4	114.1	27.41	9.5	12.63	0.232	0.011	333.9	82.8
135	5/15/2010 18:00	1800	7.55	42.34	3.994	204.7	62.75	12.7	9.72	11.64	0.232	0.013	334	82.9
135	5/15/2010 19:00	1900	6.817	49.25	2.834	237.9	58.06	9.4	9.71	10.94	0.232	0.012	333.8	82.9
135	5/15/2010 20:00	2000	6.237	54.67	1.555	218.9	18.76	3.557	9.61	10.25	0.232	0.012	334	83.1
135	5/15/2010 21:00	2100	5.387	63.47	2.736	140.9	-0.376	-1.942	9.44	9.51	0.231	0.012	333.9	83.1
135	5/15/2010 22:00	2200	4.086	75.7	2.353	157.3	-14.92	-10.56	9.19	8.53	0.23	0.012	333.9	83.1
135	5/15/2010 23:00	2300	3.581	79.5	1.77	194.7	-24.51	-13.82	8.86	7.7	0.229	0.011	333.7	83.1
135	5/16/2010 0:00	2400	2.022	91.1	2.613	269.1	-36.37	-20.9	8.48	6.811	0.227	0.012	334.7	84.1
136	5/16/2010 1:00	100	0.924	93.6	0.743	96.3	-27.22	-30.99	8.04	5.554	0.225	0.012	335.4	84.8
136	5/16/2010 2:00	200	0.769	94.5	1.385	262	-40.43	-32.06	7.48	4.58	0.223	0.012	336	85.4
136	5/16/2010 3:00	300	0.715	92.6	1.43	216.2	-51.05	-24.98	6.943	4.244	0.221	0.013	336	85.4
136	5/16/2010 4:00	400	0.3	92	1.556	198.7	-19.62	-26.8	6.513	3.78	0.22	0.014	336.2	85.6
136	5/16/2010 5:00	500	0.471	86.1	2.297	236.5	-55.09	-27.82	6.112	3.235	0.22	0.013	336.1	85.6
136	5/16/2010 6:00	600	0.064	75.1	3.792	263	-83.3	-33.02	5.708	2.496	0.219	0.012	336.1	85.6
136	5/16/2010 7:00	700	-0.181	69.7	2.469	290.3	-34.28	-30.24	5.284	1.962	0.218	0.014	336.2	85.7
136	5/16/2010 8:00	800	0.092	62.18	2.852	266	46.65	-23.74	4.917	1.918	0.218	0.013	336.3	85.8
136	5/16/2010 9:00	900	0.437	60.38	3.564	261.7	153.2	-5.851	4.725	2.539	0.218	0.013	336.3	85.8

Faro Meteorological Data
January 01 - December 31, 2010

Faro Climate Station - 2010 data

Note: Cumulative precipitation is calculated in column 'V', while raw instrument numbers are seen in column 'U'. -0.1

Julian Day	Date	Hr	Tair	RH %	WindV	WindD	NetRad	SoilHF	SoilT2	SoilT3	Soil W	SnoD	Precip	Precip (rev)
136	5/16/2010 10:00	1000	1.198	61.33	4.105	246.5	255.1	18.1	4.78	4.21	0.218	0.014	336.1	85.8
136	5/16/2010 11:00	1100	2.081	60.2	4.553	249.8	370.5	37.92	5.095	6.293	0.22	0.012	336	85.8
136	5/16/2010 12:00	1200	2.72	58.83	4.524	248	363.7	44.13	5.474	8.03	0.221	0.011	335.9	85.8
136	5/16/2010 13:00	1300	3.131	58.61	4.848	260.2	315.8	36.66	5.923	8.77	0.224	0.012	336.1	86
136	5/16/2010 14:00	1400	3.591	57.2	4.565	274.3	291.5	33.26	6.435	9.22	0.226	0.012	335.6	86
136	5/16/2010 15:00	1500	4.531	52.28	4.675	269.9	313.4	36.72	6.947	9.72	0.228	0.012	335.9	86.3
136	5/16/2010 16:00	1600	5.331	48.81	5.034	271.8	366.3	36.54	7.48	10.26	0.23	0.015	335.6	86.3
136	5/16/2010 17:00	1700	6.408	42.21	4.649	258	404.8	55.29	8.01	11.81	0.231	0.015	335.7	86.4
136	5/16/2010 18:00	1800	6.683	39.19	3.59	264.3	229.6	47.08	8.7	12.63	0.233	0.015	335.6	86.4
136	5/16/2010 19:00	1900	6.9	35.61	3.234	292.5	156	24.97	9.26	11.83	0.236	0.011	335.7	86.5
136	5/16/2010 20:00	2000	7.13	35.94	2.563	298.4	87.8	12.91	9.53	11.01	0.236	0.013	335.7	86.5
136	5/16/2010 21:00	2100	7.24	35.82	1.858	277	52.21	4.513	9.64	10.1	0.236	0.01	335.7	86.5
136	5/16/2010 22:00	2200	6.718	37.41	1.074	281.1	-53.16	-8.87	9.55	9.02	0.236	0.013	335.7	86.5
136	5/16/2010 23:00	2300	4.645	49.32	0.785	44.85	-73.8	-24.13	9.2	7.44	0.234	0.014	335.7	86.5
136	5/17/2010 0:00	2400	2.644	55.12	1.85	27.55	-72.5	-34.64	8.65	5.88	0.232	0.014	335.8	86.6
137	5/17/2010 1:00	100	1.886	57.72	1.767	22.21	-71.3	-37.49	7.99	4.642	0.23	0.014	335.7	86.6
137	5/17/2010 2:00	200	1.255	59.81	1.531	17.86	-70.3	-37.65	7.32	3.694	0.227	0.014	335.7	86.6
137	5/17/2010 3:00	300	0.628	62.04	1.687	11.88	-68.86	-37.54	6.683	2.908	0.224	0.014	335.7	86.6
137	5/17/2010 4:00	400	0.288	64.08	1.267	8.53	-66.62	-36.79	6.094	2.247	0.222	0.014	335.7	86.6
137	5/17/2010 5:00	500	-0.115	67.69	0.654	18.09	-66.12	-34.5	5.557	1.746	0.221	0.014	335.7	86.6
137	5/17/2010 6:00	600	-0.051	66.4	0.733	17.21	-54.95	-29.7	5.101	1.508	0.219	0.015	335.7	86.6
137	5/17/2010 7:00	700	1.715	57.9	0.91	38.96	1.31	-25.31	4.722	1.381	0.218	0.011	335.7	86.6
137	5/17/2010 8:00	800	4.97	43.4	0.732	55.6	75.1	-14.54	4.434	1.787	0.217	0.007	335.7	86.6
137	5/17/2010 9:00	900	7.52	35.39	0.661	107.7	160.3	11.42	4.394	3.184	0.216	0.01	335.7	86.6
137	5/17/2010 10:00	1000	7.76	32.32	0.577	275.5	245	45.08	4.746	6.044	0.218	0.009	335.6	86.6
137	5/17/2010 11:00	1100	8.42	32.43	0.894	127.7	232.6	67.35	5.473	9.13	0.22	0.013	335.5	86.6
137	5/17/2010 12:00	1200	8.81	32.9	2.106	161.9	422.2	70.4	6.224	10.95	0.223	0.008	335.5	86.6
137	5/17/2010 13:00	1300	9.65	30.66	2.387	109.6	374	81.6	7.03	13.47	0.225	0.01	335.5	86.6
137	5/17/2010 14:00	1400	10.35	28.72	2.322	156.1	442	86.7	8.02	15.3	0.229	0.01	335.5	86.6
137	5/17/2010 15:00	1500	10.55	28.65	2.565	69.69	269.2	63.48	9.2	15.87	0.233	0.01	335.5	86.6
137	5/17/2010 16:00	1600	11.24	25.01	2.174	149.2	257.7	69.04	10.21	16.3	0.237	0.013	335.3	86.6
137	5/17/2010 17:00	1700	12.34	23.55	2.775	114.6	331.1	61.32	10.97	16.58	0.239	0.012	335.2	86.6
137	5/17/2010 18:00	1800	12.53	23.99	4.083	80.3	194.2	53.22	11.6	16.99	0.24	0.011	335.2	86.6
137	5/17/2010 19:00	1900	12.66	23.55	3.44	110.8	125.4	32.57	12.08	16.07	0.242	0.012	335	86.6
137	5/17/2010 20:00	2000	12.89	22.12	2.756	173.5	103.1	22.97	12.28	15.05	0.242	0.012	335.1	86.7
137	5/17/2010 21:00	2100	12.38	20.99	2.852	191.3	21.26	10.57	12.32	14.01	0.242	0.013	335	86.7
137	5/17/2010 22:00	2200	11	22.34	1.653	186.8	-56.29	-4.299	12.2	12.63	0.241	0.014	335	86.7
137	5/17/2010 23:00	2300	8.31	30.34	2.099	40.69	-74.3	-21.77	11.81	10.81	0.239	0.014	334.9	86.7
137	5/18/2010 0:00	2400	6.178	36.29	2.375	21.29	-76.3	-31.45	11.19	9.11	0.237	0.014	334.9	86.7
138	5/18/2010 1:00	100	6.258	38.13	1.907	24.6	-72.9	-33.44	10.48	7.81	0.234	0.014	334.9	86.7
138	5/18/2010 2:00	200	5.963	42.04	2.206	20.11	-68.12	-32.56	9.79	6.855	0.231	0.014	334.9	86.7
138	5/18/2010 3:00	300	5.896	45.13	2.233	20.67	-57.05	-29.57	9.15	6.184	0.229	0.014	334.6	86.7
138	5/18/2010 4:00	400	4.732	48.42	0.852	328.5	-59.35	-27.59	8.59	5.688	0.226	0.012	334.7	86.8
138	5/18/2010 5:00	500	4.264	51.42	1.176	1.573	-62.94	-30.5	8.1	5.013	0.225	0.014	334.7	86.8
138	5/18/2010 6:00	600	4.027	51.87	1.081	30.06	-40.89	-28.77	7.62	4.484	0.223	0.014	334.7	86.8
138	5/18/2010 7:00	700	5.463	48.11	0.54	112.3	-0.877	-17.12	7.19	4.559	0.222	0.012	334.7	86.8
138	5/18/2010 8:00	800	6.479	43.99	0.504	233.5	52	-8.38	6.919	4.995	0.221	0.012	334.7	86.8
138	5/18/2010 9:00	900	8.38	35.76	0.737	327.3	142.1	13.98	6.881	6.209	0.22	0.011	334.7	86.8
138	5/18/2010 10:00	1000	10.08	31.64	1.239	114.3	140.1	33.9	7.14	8.3	0.221	0.014	334.6	86.8
138	5/18/2010 11:00	1100	11.11	26.82	4.153	157.6	233.3	37.33	7.65	9.51	0.224	0.012	334.4	86.8
138	5/18/2010 12:00	1200	11.93	27.34	4.573	148.5	262.4	54.61	8.17	11.49	0.225	0.016	334.5	86.9
138	5/18/2010 13:00	1300	13.03	27.98	5.018	129.1	381	66.21	8.82	13.46	0.227	0.014	334.3	86.9
138	5/18/2010 14:00	1400	13.92	28.03	5.329	105.5	354.7	66.46	9.64	15.04	0.23	0.009	334.4	87
138	5/18/2010 15:00	1500	14.35	28.64	5.483	113.2	381.1	67.83	10.52	16.12	0.233	0.011	334.4	87
138	5/18/2010 16:00	1600	14.74	29.9	5.202	99.4	286.8	72.6	11.44	17.6	0.236	0.011	334.5	87.1
138	5/18/2010 17:00	1700	14.53	31.56	5.449	101.7	183	44.88	12.29	16.98	0.239	0.013	334.4	87.1
138	5/18/2010 18:00	1800	13.93	35.1	5.458	111.6	127.7	28.12	12.72	16.05	0.241	0.013	334.5	87.2
138	5/18/2010 19:00	1900	14.2	35.61	5.165	103.2	113.6	24.79	12.86	15.46	0.241	0.013	334.1	87.2
138	5/18/2010 20:00	2000	13.65	36.11	6.322	123.8	60.54	16.45	12.9	14.83	0.241	0.013	333.7	87.2
138	5/18/2010 21:00	2100	12.75	40.44	4.42	123.6	12.94	6.741	12.83	13.84	0.24	0.012	334	87.5
138	5/18/2010 22:00	2200	11.86	46.71	4.069	93.6	-24.05	0.037	12.62	12.88	0.239	0.014	334	87.5
138	5/18/2010 23:00	2300	10.79	53.64	4.683	104.1	-29.73	-6.671	12.31	11.88	0.238	0.014	334.2	87.7
138	5/19/2010 0:00	2400	9.91	59.09	4.856	99	-27.3	-9.49	11.93	11.05	0.236	0.014	334	87.7
139	5/19/2010 1:00	100	9.13	65.13	6.31	118.4	-41.13	-11.71	11.54	10.35	0.234	0.013	334.2	87.9
139	5/19/2010 2:00	200	8.61	68.75	3.976	109.1	-29.21	-13.19	11.15	9.67	0.233	0.014	333.9	87.9
139	5/19/2010 3:00	300	8.48	69.07	3.915	97.4	-25.16	-11.7	10.77	9.24	0.231	0.013	334.1	88.1
139	5/19/2010 4:00	400	7.94	72.8	5.231	121.3	-23.96	-11.17	10.44	8.88	0.23	0.013	333.8	88.1
139	5/19/2010 5:00	500	7.69	73.4	5.945	112.5	-22.8	-11.48	10.15	8.5	0.229	0.014	333.9	88.2
139	5/19/2010 6:00	600	7.7	71.6	3.51	129.2	-11.11	-9.87	9.87	8.25	0.228	0.014	334.2	88.5
139	5/19/2010 7:00	700	8.09	66.18	6.31	123.6	-1.912	-6.324	9.63	8.18	0.227	0.013	333.9	88.5
139	5/19/2010 8:00	800	8.66	60.57	5.966	114.6	39.37	-2.104	9.45	8.23	0.226	0.013	334.2	88.8
139	5/19/2010 9:00	900	9.47	53.86	6.081	109.8	74.6	9.11	9.35	8.85	0.226	0.013	334	88.8
139	5/19/2010 10:00	1000	9.17	53.5	6.581	118.2	72.9	8.97	9.39	9.19	0.226	0.013	333.9	88.8
139	5/19/2010 11:00	1100	8.68	56.95	6.756	104.9	81.5	9.14	9.46	9.42	0.226	0.013	333.6	88.8
139	5/19/2010 12:00	1200	8.85	56.26	6.544	106.7	130.6	13.92	9.54	9.77	0.226	0.013	333.6	88.8
139	5/19/2010 13:00	1300	9.49	53.3	6.453	117.1	165.9	21.71	9.68	10.51	0.227	0.014	334	89.2
139	5/19/2010 14:00	1400	8.83	58.2	6.309	124.8	146.4	20.85	9.91	10.99	0.228	0.014	333.9	89.2
139	5/19/2010 15:00	1500	9.04	58.6	6.331	128.3	161.6	21.51	10.15	11.28	0.229	0.015	333.9	89.2
139	5/19/2010 16:00	1600	8.66	60.38	5.466	135.9	133.5	20.23	10.37	11.54	0.229	0.013	333.7	89.2
139	5/19/2010 17:00	1700	7.1	78.2	4.725	146.9	35.71	7.8	10.53	11.07	0.23	0.014	334	89.5
139	5/19/2010 18:00	1800	6.804	77.7	3.579	140.5	6.778	1.475	10.53	10.41	0.23	0.013	334	89.5
139	5/19/2010 19:00	1900	6.415	78.8	2.565	112.1	10.95	-2.539	10.4	9.77	0.229	0.014	334.1	89.6
139	5/19/2010 20:00	2000	5.738	80.1	3.318	146.5	-9.43	-4.458	10.21	9.4	0.228	0.014	333.9	89.6
139	5/19/2010 21:00	2100	5.084	86.3	2.983	161.8	-17.37	-12.37	10	8.61	0.228	0.014	334	89.7
139	5/19/2010 22:00	2200	3.973	90.2	2.054	242	-20.82	-16.65	9.71	7.89	0.227	0.013	334.9	90.6
139	5/19/2010 23:00	2300	3.349	91	0.585	136.6	-20.89	-19.29	9.36	7.23	0.225	0.011	336.3	92
139	5/20/2010 0:00	2400	3.234	92.5	1.07	214	-19.75	-18.42	9.01	6.784	0.224	0.012	337.1	92.8
140	5/20/2010 1:00	100	2.861	93.7	1.212	184.1	-18.75	-18.94	8.67	6.393	0.223	0.011	337.6	93.3
140	5/20/2010 2:00	200	2.659	92.4	1.575	64.68	-25.06	-19.37	8.36	6.036	0.223	0.011	337.7	93.4
140	5/20/2010 3:00	300	2.454	92	0.855	38.61	-23.07	-19.01	8.06	5.702	0.224	0.01	338	93.7
140	5/20/2010 4:00	400	2.275	91.3	1.219	22.69	-34.38	-19.55	7.79	5.404	0.226	0.01	338	93.7
140	5/20/2010 5:00	500	1.696	95.7	0.381	58.95	-58.84	-24.98	7.51	4.854	0.228	0.007	338	93.7
140	5/20/2010 6:00	600	1.24	95.4	0.759	100.5	-53.42	-29.02	7.19	4.184	0.23	0.008	338.1	93.8
140	5/20/2010 7:00	700	1.494	93.4	1.584	122	16.73	-21.52	6.822	3.961	0.231	0.01	338.1	93.8
140	5/20/2010 8:00	800	1.989	92.1	1.182	98.6	45.58	-6.981	6.559	4.503	0.232	0.01	338.1	93.8
140	5/20/2010 9:00	900	2.724	89.8	0.848	123	81.1	7.48	6.499	5.395	0.233	0.013	338.1	93.8
140	5/20/2010 10:00	1000	3.333	88.6	1.107	198	75	21.74	6.654	6.737	0.235	0.011	337.9	93.8
140	5/20/2010 11:00	1100	4.053	82.2	0.926	230.9	113.6	23.6	6.991	7.53	0.237	0.01	338.1	94
140	5/20/2010 12:00	1200	6.346	70	1.015	132.3	277.8	54.22	7.38	9.49	0.239	0.006	338.1	94
140	5/20/2010 13:00	1300	6.843	65.15	1.629	186.2	280.5	66.09	8.02	11.86	0.241	0.01	338	94
140	5/20/2010 14:00	1400	7.99	60.99	1.206	61.32	329.9	62.68	8.83	12.93	0.245	0.014	338.2	94.2
140	5/20/2010 15:00	1500	8.06	60.59	2.329	33.56	211.3	44.1	9.62	13.22	0.248	0.012	337.9	94.2
140	5/20/2010 16:00	1600	8.96	57.37	2.479	67.81	258.9	39.26	10.22	13.04	0.251	0.009	338.1	94.4
140	5/20/2010 17:00	1700	9.07	56.75	1.835	83	102.7	26.17	10.63	12.84	0.252	0.01	338	94.4
140	5/20/2010 18:00	1800	8.55	55.96	1.589	192.4	71.4	12.42	10.84	11.88	0.252	0.011	337.8	94.4
140	5/20/2010 19:00	1900	9.03	50.2	1.569	346.7	137.5	14.18	10.81	11.49	0.251	0.01	337.8	94.4
140	5/20/2010 20:00	2000	9.93	46.71	1.97	26.56	155.1	20.32	10.82	11.8	0.25	0.009	337.9	94.5
140	5/20/2010 21:00	2100	10.82	42.89	2.024	54.29	38.2	11.03	10.96	11.43	0.25	0.009	338.2	94.8
140	5/20/2010 22:00	2200	8.75	49.57	1.777	40.01	-49.82	-10.27	10.98	10.21	0.25	0.012	338	94.8
140	5/20/2010 23:00	2300	7.36	59.76	1.924	33.44	-44.63	-21.3	10.67	8.79	0.249	0.012	337.9	94.8
140	5/21/2010 0:00	2400	6.329	67.52	2.088	24.27	-40.03	-23.92	10.18	7.81	0.246	0.011	338	94.9
141	5/21/2010 1:00	100	6.047	67.83	1.518	359.2	-31.38	-21.47	9.67	7.19	0.244	0.012	338	94.9
141	5/21/2010 2:00	200	5.508	70.5	1.084	348.9	-34.17	-20.14	9.22	6.756	0.242	0.012	338	94.9
141	5/21/2010 3:00	300	4.781	72.9	0.997	354.6	-50.73	-22.24	8.83	6.257	0.241	0.012	337.9	94.9
141	5/21/2010 4:00	400	4.38	72.7	0.902	351.1	-40.51	-24.59	8.44	5.649	0.239	0.013	337.9	94.9
141	5/21/2010 5:00	500	4.365	70.3	1.529	8.15	-29.67	-21.54	8.06	5.341	0.238	0.012	337.9	94.9
141	5/21/2010 6:00	600	4.356	70.7	0.973	2.724	-15.29	-19.84	7.73	5.083	0.236	0.011	337.9	94.9
141	5/21/2010 7:00	700	4.356	73.5	0.752	315.2	20.75	-9.94	7.46	5.297	0.235	0.012	337.9	94.9
141	5/21/2010 8:00	800	5.379	67.33	0.627	273.5	67.74	2.314	7.32	5.943	0.235	0.012	337.9	94.9
141	5/21/2010 9:00	900	6.688	62.74	0.367	231.3	139.8	14.79	7.37	6.883	0.235	0.009	337.9	94.9
141	5/21/2010 10:00	1000	7.48	58.85	0.534	145.5	107.4	27.23	7.61	8.35	0.235	0.012	337.9	94.9
141	5/21/2010 11:00	1100	8.18	55.42	1.071	101	162.4	27.17	8	9	0.237	0.011	337.9	94.9
141	5/21/2010 12:00	1200	8.81	48.3	2.051	172.4	189.7	37.06	8.4	10.19	0.238	0.01	337.7	94.9
141	5/21/2010 13:00	1300	8.86	48.52	2.164	210.9	192.3	29.2	8.86	10.56	0.24	0.011	338	95.2
141	5/21/2010 14:00	1400	9.75	46.91	2.415	212	479.7	58.27	9.28	12.24	0.241	0.01	337.9	95.2

Faro Meteorological Data
January 01 - December 31, 2010

Faro Climate Station - 2010 data

Note: Cumulative precipitation is calculated in column 'V', while raw instrument numbers are seen in column 'U'. -0.1

Julian Day	Date	Hr	Tair	RH %	WindV	WindD	NetRad	SoilHF	SoilT2	SoilT3	Soil W	SnoD	Precip	Precip (rev)
141	5/21/2010 15:00	1500	9.96	50.28	2.478	255.6	336.6	63	10.06	14.16	0.243	0.01	337.7	95.2
141	5/21/2010 16:00	1600	10.3	48.12	1.783	235.3	212.6	56.69	10.97	14.94	0.246	0.012	337.5	95.2
141	5/21/2010 17:00	1700	9.54	54.46	2.351	249.3	160	22.39	11.63	13.76	0.249	0.008	337.6	95.3
141	5/21/2010 18:00	1800	10.33	54.27	3.109	282.4	409.8	51.51	11.86	14.61	0.249	0.013	337.5	95.3
141	5/21/2010 19:00	1900	10.77	53.27	3.442	121.4	244.4	56.39	12.31	16.16	0.25	0.012	337.8	95.6
141	5/21/2010 20:00	2000	8.34	62.99	4.939	77.1	31.91	2.493	12.86	13.98	0.252	0.013	337.8	95.6
141	5/21/2010 21:00	2100	7.28	71.9	1.915	32.87	-52.3	-17.17	12.73	11.71	0.251	0.009	337.8	95.6
141	5/21/2010 22:00	2200	7.49	71.4	0.962	330.1	-48.11	-15.12	12.22	10.61	0.248	0.009	337.8	95.6
141	5/21/2010 23:00	2300	6.56	76	0.845	313.4	-74.7	-20.38	11.68	9.65	0.246	0.012	337.9	95.7
141	5/22/2010 0:00	2400	5.131	76.2	1.31	34.34	-82.2	-30.59	11.11	8.34	0.243	0.012	337.9	95.7
142	5/22/2010 1:00	100	4.615	78.3	0.87	21.75	-69.59	-32.99	10.49	7.27	0.241	0.012	337.8	95.7
142	5/22/2010 2:00	200	4.143	82.5	0.841	358.6	-59.19	-29.89	9.88	6.603	0.239	0.012	337.8	95.7
142	5/22/2010 3:00	300	3.776	84	0.522	351.1	-64.32	-30.27	9.33	6.013	0.237	0.011	337.8	95.7
142	5/22/2010 4:00	400	3.535	80.9	1.182	20.9	-67.08	-31.53	8.84	5.385	0.235	0.011	337.8	95.7
142	5/22/2010 5:00	500	3.33	80.9	1.084	24.35	-62.41	-31.56	8.36	4.816	0.233	0.012	337.8	95.7
142	5/22/2010 6:00	600	3.039	83.3	0.859	350.8	-49.81	-28.83	7.9	4.435	0.231	0.012	337.8	95.7
142	5/22/2010 7:00	700	3.393	81.3	0.766	345.1	-22.63	-23.47	7.51	4.3	0.23	0.012	337.8	95.7
142	5/22/2010 8:00	800	4.495	77	0.579	13.38	29.2	-12.73	7.21	4.644	0.229	0.01	337.9	95.8
142	5/22/2010 9:00	900	8.06	62.68	0.322	13.44	170.4	15.06	7.11	6.034	0.228	0.011	337.8	95.8
142	5/22/2010 10:00	1000	8.87	58.96	0.467	268.1	231.5	41.58	7.43	8.54	0.23	0.011	337.8	95.8
142	5/22/2010 11:00	1100	10.04	52.27	1.345	269.5	267.5	60.32	8.08	11.11	0.232	0.012	337.7	95.8
142	5/22/2010 12:00	1200	10.59	49.49	1.256	306.3	180.9	53.53	8.86	12.45	0.235	0.012	337.6	95.8
142	5/22/2010 13:00	1300	11.38	44.41	1.062	23.9	309.9	42.73	9.53	12.54	0.237	0.008	337.7	95.9
142	5/22/2010 14:00	1400	11.73	40.8	2.022	163.5	235.1	61.62	10.16	14.43	0.239	0.01	337.7	95.9
142	5/22/2010 15:00	1500	12.18	38.78	1.193	85.7	224.8	49.84	10.92	14.71	0.242	0.009	337.6	95.9
142	5/22/2010 16:00	1600	12.66	36.52	1.453	175.7	287.4	51.17	11.54	15.24	0.244	0.01	337.6	95.9
142	5/22/2010 17:00	1700	13.76	31.64	1.568	134.6	321.7	73.9	12.16	17.06	0.246	0.01	337.5	95.9
142	5/22/2010 18:00	1800	14.15	30.16	1.156	89.1	212	66.7	12.99	18.09	0.248	0.01	337.5	95.9
142	5/22/2010 19:00	1900	13.16	31.99	1.435	17.77	63.31	26.63	13.7	16.67	0.251	0.011	337.5	95.9
142	5/22/2010 20:00	2000	13.25	31.54	0.842	345.8	62.75	13.13	13.86	15.24	0.251	0.008	337.4	95.9
142	5/22/2010 21:00	2100	13.53	31.91	1.597	218.1	64.89	13.96	13.77	14.64	0.25	0.011	337.4	95.9
142	5/22/2010 22:00	2200	12.28	35.71	1.719	197.4	-25.14	3.671	13.66	13.87	0.249	0.011	337.3	95.9
142	5/22/2010 23:00	2300	10.87	43.15	1.333	132.8	-53.22	-15.42	13.4	12.24	0.248	0.012	337.4	96
142	5/23/2010 0:00	2400	8.98	49.65	0.957	62.44	-72.7	-25	12.91	10.8	0.246	0.011	337.3	96
143	5/23/2010 1:00	100	6.92	55.19	2.487	17.65	-69.26	-33.2	12.3	9.38	0.243	0.011	337.2	96
143	5/23/2010 2:00	200	5.985	59.3	1.759	19.37	-64.96	-35	11.63	8.23	0.24	0.012	337.3	96.1
143	5/23/2010 3:00	300	5.508	62.45	1.02	14.67	-47.66	-31.31	10.97	7.5	0.237	0.012	337.2	96.1
143	5/23/2010 4:00	400	5.469	64.27	0.555	39.24	-52.16	-29.37	10.39	6.99	0.235	0.011	337.3	96.2
143	5/23/2010 5:00	500	5.623	62.86	1.252	9.25	-29.34	-25.46	9.88	6.62	0.233	0.011	337.2	96.2
143	5/23/2010 6:00	600	5.107	65.71	1.187	353.6	-30.11	-21.84	9.46	6.463	0.232	0.012	337.2	96.2
143	5/23/2010 7:00	700	5.812	65.12	0.957	39.16	-1.559	-16.13	9.11	6.398	0.231	0.012	337.2	96.2
143	5/23/2010 8:00	800	7.17	60.59	0.463	91.4	26.56	-5.544	8.87	6.825	0.229	0.01	337.2	96.2
143	5/23/2010 9:00	900	8.51	56.57	0.718	321.9	127.4	11.34	8.79	7.83	0.229	0.009	337.2	96.2
143	5/23/2010 10:00	1000	8.88	56.15	1.482	274.5	107.9	24.65	8.94	9.29	0.23	0.014	337	96.2
143	5/23/2010 11:00	1100	9.54	55.16	1.95	197.4	157.4	27.07	9.29	10.14	0.231	0.011	337.2	96.4
143	5/23/2010 12:00	1200	11.15	51.06	2.23	158.7	359.9	64.13	9.68	12.69	0.232	0.008	337.1	96.4
143	5/23/2010 13:00	1300	11.44	49.72	2.923	126.5	236.8	65.19	10.3	14.84	0.234	0.01	337.1	96.4
143	5/23/2010 14:00	1400	11.84	49.21	2.932	123.1	468	54.06	11.03	14.96	0.237	0.005	337.1	96.4
143	5/23/2010 15:00	1500	13.55	43.24	3.657	89.5	540.6	85.2	11.85	17.63	0.239	0.007	336.9	96.4
143	5/23/2010 16:00	1600	12.17	45.9	5.006	64.65	58.82	58.11	13.11	18.62	0.243	0.011	337	96.5
143	5/23/2010 17:00	1700	8.31	67.14	5.138	323.7	2.781	-3.536	13.82	15.21	0.247	0.012	336.9	96.5
143	5/23/2010 18:00	1800	8.7	62	2.814	313.4	93.7	-2.283	13.6	13.57	0.246	0.01	336.9	96.5
143	5/23/2010 19:00	1900	10.01	58.13	1.322	278.4	129.9	17.62	13.27	13.92	0.244	0.011	336.8	96.5
143	5/23/2010 20:00	2000	13.16	44.31	1.823	55.11	149.1	26.12	13.22	14.54	0.243	0.005	336.7	96.5
143	5/23/2010 21:00	2100	13.6	34.12	3.137	87	46.54	15.45	13.41	14.32	0.243	0.01	336.7	96.5
143	5/23/2010 22:00	2200	13.23	37.2	2.02	82.6	-22.15	2.529	13.5	13.48	0.244	0.009	336.7	96.5
143	5/23/2010 23:00	2300	10.1	49.68	1.377	27.31	-30.93	-9.76	13.31	12.29	0.242	0.014	336.6	96.5
143	5/24/2010 0:00	2400	9.65	47.47	2.532	69.69	-50.26	-16.24	12.93	11.25	0.241	0.011	336.7	96.6
144	5/24/2010 1:00	100	7.7	55.83	2.332	18.76	-65.85	-26.58	12.47	10.03	0.239	0.012	336.7	96.6
144	5/24/2010 2:00	200	7.43	53.24	2.265	12.25	-38.49	-25.79	11.93	9.12	0.237	0.009	336.7	96.6
144	5/24/2010 3:00	300	7.15	53.77	1.01	130.8	-31.11	-22.28	11.41	8.63	0.235	0.012	336.5	96.6
144	5/24/2010 4:00	400	6.938	50.29	1.228	354.9	-52.07	-22.57	10.97	8.19	0.233	0.008	336.6	96.7
144	5/24/2010 5:00	500	6.179	53.23	1.086	341.8	-50.75	-27.35	10.56	7.45	0.232	0.009	336.6	96.7
144	5/24/2010 6:00	600	5.319	56.41	1.076	336.4	-51.62	-27.81	10.12	6.877	0.23	0.011	336.6	96.7
144	5/24/2010 7:00	700	6.019	53.75	0.698	162.1	6.515	-18.41	9.7	6.731	0.229	0.01	336.6	96.7
144	5/24/2010 8:00	800	7.93	46.94	0.898	149.4	85.3	-9.93	9.42	7.09	0.227	0.007	336.7	96.8
144	5/24/2010 9:00	900	8.97	50.28	1.465	152.6	167.3	11.31	9.42	8.09	0.227	0.01	336.6	96.8
144	5/24/2010 10:00	1000	10.42	47.84	1.395	168.1	268.3	45.39	9.75	10.72	0.228	0.015	336.8	97
144	5/24/2010 11:00	1100	11.1	46.16	2.975	171.4	324.8	64.77	10.37	13.5	0.23	0.011	336.2	97
144	5/24/2010 12:00	1200	12.86	33.64	4.402	106.2	485.1	80	11.06	15.86	0.233	0.012	336.5	97.3
144	5/24/2010 13:00	1300	13.6	25.57	3.558	94.1	457	91.7	11.86	18.34	0.235	0.014	336.7	97.5
144	5/24/2010 14:00	1400	13.9	25.64	3.796	121.2	536.6	91.9	12.91	20	0.239	0.009	336.2	97.5
144	5/24/2010 15:00	1500	14.5	23.48	2.67	116.9	523.1	92.8	14.18	21.42	0.244	0.014	336.2	97.5
144	5/24/2010 16:00	1600	14.18	24.73	2.319	151.9	196.2	76.6	15.55	22.44	0.248	0.014	336.3	97.6
144	5/24/2010 17:00	1700	13.67	27.26	2.364	75.3	52.81	35.76	16.45	20.64	0.252	0.011	336.3	97.6
144	5/24/2010 18:00	1800	13.34	27.65	2.318	80.8	56.9	12.59	16.63	18.57	0.252	0.011	336.3	97.6
144	5/24/2010 19:00	1900	14	28.28	3.375	127.1	188.7	21.65	16.43	17.98	0.251	0.011	336	97.6
144	5/24/2010 20:00	2000	13.74	26.48	2.18	181.1	48.52	19.94	16.34	17.88	0.249	0.012	336.3	97.9
144	5/24/2010 21:00	2100	13	31.41	4.351	134	-6.47	-2.004	16.29	16.34	0.249	0.012	335.9	97.9
144	5/24/2010 22:00	2200	12.15	35.75	3.517	112.7	-43.05	-10.78	15.95	14.99	0.248	0.011	335.9	97.9
144	5/24/2010 23:00	2300	10.64	39.21	1.636	99.4	-72.3	-23.54	15.45	13.51	0.245	0.012	335.9	97.9
144	5/25/2010 0:00	2400	9.41	43.05	0.72	78.9	-78.3	-30.99	14.82	12.1	0.243	0.012	336	98
145	5/25/2010 1:00	100	9.27	44.87	1.817	87.8	-76.4	-33.12	14.14	10.95	0.24	0.012	336	98
145	5/25/2010 2:00	200	8.01	50.36	1.155	21.16	-71.6	-33.29	13.47	10.05	0.237	0.011	335.8	98
145	5/25/2010 3:00	300	6.877	54.19	1.132	2.405	-70.8	-34.63	12.84	9.19	0.235	0.012	335.8	98
145	5/25/2010 4:00	400	6.143	56.26	1.157	2.761	-69.67	-35.27	12.24	8.43	0.233	0.011	335.8	98
145	5/25/2010 5:00	500	5.21	58.2	1.787	31.78	-61.42	-35.27	11.67	7.74	0.231	0.012	335.8	98
145	5/25/2010 6:00	600	5.08	58.56	1.84	17.14	-49.09	-33.04	11.13	7.21	0.229	0.012	335.8	98
145	5/25/2010 7:00	700	6.632	53.78	1.231	28.14	5.673	-20.44	10.65	7.26	0.227	0.011	335.8	98
145	5/25/2010 8:00	800	9.32	45.84	1.126	95.5	81.1	-9.68	10.36	7.8	0.226	0.009	335.7	98
145	5/25/2010 9:00	900	10.81	42.46	1.554	126.3	162.6	12.67	10.37	8.96	0.226	0.01	335.7	98
145	5/25/2010 10:00	1000	11.8	40.26	1.418	153.3	251.9	44.86	10.71	11.56	0.228	0.015	335.6	98
145	5/25/2010 11:00	1100	12.6	37.58	2.098	165.8	292.7	69.42	11.35	14.59	0.23	0.012	335.5	98
145	5/25/2010 12:00	1200	14.15	27.73	2.882	163.3	520.7	91.5	12.08	17.39	0.232	0.013	335.5	98
145	5/25/2010 13:00	1300	14.84	21.16	3.856	115.8	487.4	104.3	12.96	20.34	0.235	0.011	335.8	98.3
145	5/25/2010 14:00	1400	14.8	24.5	3.83	136.2	447.3	89.6	14.12	21.59	0.24	0.01	335.4	98.3
145	5/25/2010 15:00	1500	15.27	22.82	3.487	102	345.3	63.54	15.3	21.26	0.244	0.008	335.2	98.3
145	5/25/2010 16:00	1600	16.08	21.15	3.449	137.1	462.8	94	16.24	23.28	0.247	0.013	335.2	98.3
145	5/25/2010 17:00	1700	16	20.52	4.213	103.9	170.9	68.71	17.25	23.78	0.25	0.012	335	98.3
145	5/25/2010 18:00	1800	14.65	29.02	5.013	171.8	230.9	34.65	17.9	21.78	0.253	0.011	335.1	98.4
145	5/25/2010 19:00	1900	15.05	26.98	3.355	163.9	197.9	35.07	18.05	21.42	0.253	0.011	335.1	98.4
145	5/25/2010 20:00	2000	14.52	27.15	4.315	171.4	32.67	13.16	18.17	20.12	0.252	0.012	334.7	98.4
145	5/25/2010 21:00	2100	14.27	27.55	4.768	166	34.85	0.888	18.04	18.42	0.252	0.011	334.8	98.5
145	5/25/2010 22:00	2200	13.79	29.14	3.152	163.7	-29.4	-5.746	17.69	17.26	0.25	0.011	334.7	98.5
145	5/25/2010 23:00	2300	12.53	31.85	1.557	84.6	-75.3	-19.2	17.22	15.79	0.248	0.012	334.8	98.6
145	5/26/2010 0:00	2400	9.73	38.34	1.697	48.64	-81.6	-31.78	16.61	14.13	0.245	0.011	334.8	98.6
146	5/26/2010 1:00	100	8.21	43.13	1.469	14.37	-79.8	-37.31	15.89	12.67	0.243	0.012	334.7	98.6
146	5/26/2010 2:00	200	7.07	47.09	1.732	21.82	-75.9	-38.92	15.15	11.49	0.239	0.012	334.7	98.6
146	5/26/2010 3:00	300	6.757	47.62	1.695	22.06	-73.6	-39.01	14.43	10.51	0.237	0.012	334.7	98.6
146	5/26/2010 4:00	400	6.261	49.81	1.207	11.83	-73	-38.69	13.76	9.68	0.234	0.011	334.5	98.6
146	5/26/2010 5:00	500	6.546	48.89	1.009	356.4	-67.63	-37.74	13.12	8.97	0.232	0.011	334.5	98.6
146	5/26/2010 6:00	600	6.914	48.2	0.904	52.37	-53.5	-34.61	12.54	8.46	0.23	0.011	334.5	98.6
146	5/26/2010 7:00	700	8.04	45.49	0.495	4.495	2.604	-20.66	12.04	8.55	0.228	0.011	334.6	98.7
146	5/26/2010 8:00	800	10.79	37.46	0.548	49.69	77.6	-9.97	11.73	9.09	0.227	0.006	334.5	98.7
146	5/26/2010 9:00	900	12.67	30.26	1.396	105.9	159.2	12.97	11.73	10.26	0.228	0.013	334.4	98.7
146	5/26/2010 10:00	1000	12.73	25.85	3.982	161.9	245.8	38.93	12.08	12.58	0.229	0.011	334.3	98.7
146	5/26/2010 11:00	1100	13.05	22.06	5.46	165.9	330.3	55.18	12.64	14.89	0.231	0.014	334.3	98.7
146	5/26/2010 12:00	1200	13.29	23.59	5.093	168.4	394.8	65.6	13.19	16.86	0.233	0.011	334.4	98.8
146	5/26/2010 13:00	1300	14.52	21.33	4.577	113.7	434.5	79.4	13.75	18.99	0.235	0.013	334.8	99.2
146	5/26/2010 14:00	1400	15.21	19.04	5.038	111	452.4	76.3	14.56	20.49	0.238	0.011	334	99.2
146	5/26/2010 15:00	1500	15.9	18.06	4.485	140.7	447.5	72.6	15.59	21.26	0.241	0.011	333.9	99.2
146	5/26/2010 16:00	1600	16.37	14.94	5.268	128.5	415.9	81.4	16.66	22.95	0.245	0.009	334	99.3
146	5/26/2010 17:00	1700	16.73	13.65	5.08	135.6	360.5	71.9	17.61	23.54	0.249	0.013	333.6	99.3
146	5/26/2010 18:00	1800	17.08	14.51	4.799	137.9	293.3	62.03	18.36	23.67	0.251	0.01	333.6	99.3
146	5/26/2010 19:00	1900	17.41	14.28	4.629	119.9	206.9	45.57	18.89	23.2	0.252	0.012	333.7	99.4

Faro Meteorological Data
January 01 - December 31, 2010

Faro Climate Station - 2010 data

Note: Cumulative precipitation is calculated in column 'V', while raw instrument numbers are seen in column 'U'. -0.1

Julian Day	Date	Hr	Tair	RH %	WindV	WindD	NetRad	SoilHF	SoilT2	SoilT3	Soil W	SnoD	Precip	Precip (rev)
146	5/26/2010 20:00	2000	17.19	14.46	4.187	129.4	114.1	22.81	19.21	21.8	0.253	0.01	333.4	99.4
146	5/26/2010 21:00	2100	16.48	16.05	4.057	115.3	16.61	6.395	19.27	20.24	0.253	0.01	333.2	99.4
146	5/26/2010 22:00	2200	15.95	17.21	3.441	119.1	-33.69	-4.449	19.04	18.72	0.252	0.01	333.2	99.4
146	5/26/2010 23:00	2300	14.15	19.62	2.743	110.7	-78.9	-18.76	18.57	17.13	0.25	0.012	333.4	99.6
146	5/27/2010 0:00	2400	11.95	22.39	1.906	115.4	-88.8	-31.58	17.93	15.37	0.247	0.012	333	99.6
147	5/27/2010 1:00	100	9.52	27.7	1.945	34	-83.7	-37.42	17.19	13.87	0.244	0.011	333.2	99.8
147	5/27/2010 2:00	200	8.02	30.71	2.368	19.97	-80	-40.19	16.42	12.58	0.241	0.012	333	99.8
147	5/27/2010 3:00	300	7.57	31.84	1.758	16.65	-78.1	-40.53	15.66	11.53	0.238	0.011	333	99.8
147	5/27/2010 4:00	400	7.02	33.51	1.49	0.433	-77.2	-40.39	14.94	10.63	0.236	0.012	332.9	99.8
147	5/27/2010 5:00	500	6.585	35.77	1.336	359.1	-71.9	-39.51	14.27	9.87	0.233	0.013	332.9	99.8
147	5/27/2010 6:00	600	6.511	37.07	0.706	20.21	-56.72	-37.15	13.65	9.28	0.231	0.012	332.9	99.8
147	5/27/2010 7:00	700	8.53	31.91	1.002	24.72	2.18	-22.37	13.11	9.34	0.229	0.012	332.9	99.8
147	5/27/2010 8:00	800	11.83	26.59	0.864	91.9	78.1	-10.59	12.77	9.91	0.228	0.008	332.8	99.8
147	5/27/2010 9:00	900	13.86	23.87	1.175	125.2	159.8	14.43	12.75	11.13	0.228	0.013	332.8	99.8
147	5/27/2010 10:00	1000	13.94	23.8	3.956	150.7	244.7	41.61	13.1	13.62	0.229	0.015	332.7	99.8
147	5/27/2010 11:00	1100	14.61	23.08	4.822	128.9	323.2	57.08	13.69	15.93	0.232	0.015	332.8	99.9
147	5/27/2010 12:00	1200	15.4	21.48	4.278	117.2	389	71	14.29	18.15	0.233	0.011	332.3	99.9
147	5/27/2010 13:00	1300	15.77	20.19	5.299	107.6	328.3	71.9	14.88	19.92	0.236	0.01	332.8	100.4
147	5/27/2010 14:00	1400	15.88	20.38	5.954	113.4	303.5	61.99	15.6	20.54	0.239	0.013	332.4	100.4
147	5/27/2010 15:00	1500	16.57	19.23	5.417	122.9	408.7	54.97	16.32	20.57	0.241	0.014	332.4	100.4
147	5/27/2010 16:00	1600	17.61	16.74	5.041	121.6	422	77.9	17.02	22.57	0.244	0.015	332.2	100.4
147	5/27/2010 17:00	1700	17.94	16.36	4.836	120.4	364.5	75.3	17.92	23.76	0.247	0.013	332	100.4
147	5/27/2010 18:00	1800	18.36	15.95	5.186	111.9	315.7	65.74	18.76	24.19	0.249	0.01	331.4	100.4
147	5/27/2010 19:00	1900	18.28	14.48	4.289	128.5	196.3	47.47	19.42	23.76	0.251	0.012	331.6	100.6
147	5/27/2010 20:00	2000	18.22	15.04	4.218	127	109.8	24.42	19.81	22.42	0.252	0.009	331.8	100.8
147	5/27/2010 21:00	2100	17.81	15.36	4.025	119.1	28.79	9.09	19.92	20.91	0.253	0.012	331.3	100.8
147	5/27/2010 22:00	2200	17.09	16.77	3.737	113.1	-32.9	-1.227	19.75	19.56	0.251	0.01	331.4	100.9
147	5/27/2010 23:00	2300	15.02	20.36	2.164	117.3	-77.1	-16.48	19.34	17.95	0.25	0.012	331.4	100.9
147	5/28/2010 0:00	2400	12.39	24.58	1.661	73.1	-87.1	-30.13	18.73	16.2	0.248	0.013	331.3	100.9
148	5/28/2010 1:00	100	10.41	28.73	1.687	41.72	-81.7	-36.4	18.01	14.68	0.244	0.012	331.3	100.9
148	5/28/2010 2:00	200	9.52	30.92	1.627	32.21	-76.4	-38.28	17.26	13.46	0.241	0.011	331.1	100.9
148	5/28/2010 3:00	300	8.81	33.96	1.944	26.8	-74.2	-38.38	16.52	12.46	0.239	0.012	331.1	100.9
148	5/28/2010 4:00	400	8.2	37.36	1.902	21.8	-72.7	-37.95	15.83	11.61	0.236	0.012	331	100.9
148	5/28/2010 5:00	500	7.67	39.6	1.347	51.99	-66.15	-37.17	15.19	10.88	0.234	0.012	330.9	100.9
148	5/28/2010 6:00	600	8.67	37.06	1.131	55.48	-35.81	-31.9	14.6	10.44	0.232	0.013	331	101
148	5/28/2010 7:00	700	10.55	32.1	1.367	91.1	6.739	-17.38	14.11	10.67	0.23	0.011	331	101
148	5/28/2010 8:00	800	12.56	28.13	2.142	133.8	76.2	-7.62	13.83	11.17	0.229	0.012	330.9	101
148	5/28/2010 9:00	900	13.51	25.7	2.983	154.7	158.9	13.19	13.82	12.28	0.229	0.013	330.7	101
148	5/28/2010 10:00	1000	14.08	24.8	4.742	126.3	247	36.75	14.12	14.41	0.231	0.011	330.7	101
148	5/28/2010 11:00	1100	14.77	23.33	5.514	125.1	328.4	53.02	14.63	16.57	0.232	0.011	331	101.3
148	5/28/2010 12:00	1200	15.41	21.62	5.853	130.8	394.6	64.77	15.16	18.6	0.234	0.013	330.8	101.3
148	5/28/2010 13:00	1300	16.12	21.05	5.905	131.1	437.2	73.7	15.69	20.45	0.236	0.011	330.4	101.3
148	5/28/2010 14:00	1400	16.42	19.69	6.077	136.5	461.1	70.3	16.43	21.72	0.239	0.014	330.2	101.3
148	5/28/2010 15:00	1500	16.97	19.57	5.007	166.5	450	70.5	17.37	22.53	0.242	0.01	329.8	101.3
148	5/28/2010 16:00	1600	17.46	16.42	4.663	156.8	375.2	78.5	18.37	24.2	0.246	0.013	330.2	101.7
148	5/28/2010 17:00	1700	18.03	16.76	3.997	199	359.6	75.8	19.29	24.98	0.249	0.012	329.9	101.7
148	5/28/2010 18:00	1800	18.16	16.69	3.105	187.9	230.1	67.28	20.08	25.47	0.251	0.016	329.6	101.7
148	5/28/2010 19:00	1900	18.36	16.31	3.358	198.6	201	47.43	20.7	24.81	0.254	0.014	329.6	101.7
148	5/28/2010 20:00	2000	18.21	16.31	3.478	198.8	107.3	25.84	21.05	23.58	0.254	0.013	329.2	101.7
148	5/28/2010 21:00	2100	17.91	16.73	2.765	191.8	27.5	10.45	21.17	22.06	0.254	0.012	329.1	101.7
148	5/28/2010 22:00	2200	17.4	18.17	2.518	174.1	-34.13	0.772	21.01	20.77	0.253	0.011	329.2	101.8
148	5/28/2010 23:00	2300	15.63	21.54	1.776	128.1	-77.8	-15.62	20.61	19.13	0.251	0.013	329.2	101.8
148	5/29/2010 0:00	2400	12.79	27.76	1.476	48.2	-84	-30.24	20	17.32	0.249	0.013	329.1	101.8
149	5/29/2010 1:00	100	11.22	31.85	1.813	25.5	-79.9	-35.94	19.26	15.8	0.246	0.012	329.1	101.8
149	5/29/2010 2:00	200	10.16	35.62	2.077	27.08	-75.9	-37.52	18.49	14.59	0.243	0.012	329	101.8
149	5/29/2010 3:00	300	9.27	39.66	1.759	21.19	-67.02	-37.41	17.74	13.6	0.24	0.012	328.9	101.8
149	5/29/2010 4:00	400	8.93	41.57	1.735	16.67	-59.04	-34.62	17.05	12.88	0.238	0.013	328.8	101.8
149	5/29/2010 5:00	500	8.85	42.71	1.463	13.02	-41.71	-30.97	16.43	12.36	0.235	0.012	328.8	101.8
149	5/29/2010 6:00	600	9.48	42.07	1.169	17.68	-18.31	-23.94	15.89	12.17	0.234	0.012	328.7	101.8
149	5/29/2010 7:00	700	11.42	35.77	0.684	66.2	25.93	-12.04	15.48	12.41	0.232	0.011	328.7	101.8
149	5/29/2010 8:00	800	13.74	29.88	1.174	108.1	83.7	4.552	15.25	13.23	0.231	0.008	328.7	101.8
149	5/29/2010 9:00	900	15.21	27.63	1.111	95.3	123.8	16.78	15.26	14.32	0.232	0.009	328.7	101.8
149	5/29/2010 10:00	1000	16.35	25.79	1.385	41.51	180.5	41.51	15.51	16.31	0.233	0.011	328.6	101.8
149	5/29/2010 11:00	1100	17.23	23.2	1.735	86	165.6	40.02	16	17.44	0.234	0.01	328.5	101.8
149	5/29/2010 12:00	1200	17.42	20.81	1.943	88.1	228	55.79	16.46	19	0.236	0.011	328.4	101.8
149	5/29/2010 13:00	1300	17.34	20.58	1.38	351.5	113	42.59	16.99	19.68	0.238	0.013	328.3	101.8
149	5/29/2010 14:00	1400	18.15	19.15	1.667	282.6	371.4	53.35	17.49	20.33	0.24	0.011	328.3	101.8
149	5/29/2010 15:00	1500	19.44	17.06	2.088	190.4	440.7	95.3	18.2	23.49	0.242	0.011	328.2	101.8
149	5/29/2010 16:00	1600	19.95	15.46	2.457	262	505.6	109.9	19.45	26.25	0.246	0.014	328	101.8
149	5/29/2010 17:00	1700	19.17	16.58	1.695	127.2	37.63	71.4	20.83	26.86	0.251	0.014	328	101.8
149	5/29/2010 18:00	1800	19.68	15.79	1.669	210.6	190.4	47.84	21.64	25.11	0.255	0.013	327.8	101.8
149	5/29/2010 19:00	1900	19.52	15.33	1.73	220.6	80.2	36.76	21.94	24.69	0.255	0.012	327.8	101.8
149	5/29/2010 20:00	2000	18.65	16.03	1.082	223.4	-33.24	6.502	22.07	22.75	0.255	0.011	327.7	101.8
149	5/29/2010 21:00	2100	18.44	17.34	1.093	291	-28.28	-5.257	21.8	20.91	0.254	0.009	327.5	101.8
149	5/29/2010 22:00	2200	18.27	18.44	1.732	1.975	-34.11	-2.54	21.33	19.99	0.252	0.011	327.5	101.8
149	5/29/2010 23:00	2300	14.93	23.98	2.264	23.37	-76.1	-18.29	20.83	18.62	0.249	0.013	327.4	101.8
149	5/30/2010 0:00	2400	12.52	27.04	2.472	12.42	-82.9	-31.98	20.22	16.93	0.247	0.012	327.2	101.8
150	5/30/2010 1:00	100	11.73	27.13	2.532	10.34	-80.6	-36.12	19.49	15.57	0.244	0.012	327.1	101.8
150	5/30/2010 2:00	200	10.96	29.47	1.725	12.33	-74.7	-36.4	18.74	14.52	0.242	0.012	327	101.8
150	5/30/2010 3:00	300	10.31	32.21	0.944	354.2	-73.8	-37.14	18.03	13.61	0.239	0.013	327	101.8
150	5/30/2010 4:00	400	10.24	33.78	1.538	2.813	-53.57	-33.95	17.36	12.95	0.237	0.012	326.9	101.8
150	5/30/2010 5:00	500	10.44	32.4	0.991	298	-43.71	-28.74	16.76	12.61	0.234	0.011	326.9	101.8
150	5/30/2010 6:00	600	10.28	32.81	0.768	56.99	-41.46	-25.99	16.26	12.32	0.233	0.007	326.8	101.8
150	5/30/2010 7:00	700	10.52	34.14	1.016	44.62	-28.18	-23.49	15.84	12.07	0.232	0.011	326.8	101.8
150	5/30/2010 8:00	800	13.48	28.47	0.422	36.25	105	-7.84	15.5	12.4	0.231	0.009	326.8	101.8
150	5/30/2010 9:00	900	15.7	23.36	0.742	113.4	130.9	17.27	15.42	13.94	0.23	0.01	326.7	101.8
150	5/30/2010 10:00	1000	17.04	21.89	0.983	131.4	234.3	44.74	15.73	16.21	0.232	0.008	326.6	101.8
150	5/30/2010 11:00	1100	18.92	17.44	2.488	170.9	310.4	71.5	16.29	19.17	0.234	0.011	326.6	101.8
150	5/30/2010 12:00	1200	19.5	13.55	4.656	142.1	387	78.2	17	21.38	0.236	0.013	326.4	101.8
150	5/30/2010 13:00	1300	19.8	13.22	4.053	145.3	399	86.6	17.68	23.38	0.239	0.013	326.5	101.9
150	5/30/2010 14:00	1400	19.8	13.32	4.533	162.2	373.4	76.2	18.54	24.48	0.242	0.012	326	101.9
150	5/30/2010 15:00	1500	20.13	12.94	4.168	134.5	328	64.98	19.47	24.75	0.245	0.01	326.1	102
150	5/30/2010 16:00	1600	20.27	11.86	4.527	143.5	319.1	72.5	20.33	25.81	0.249	0.013	325.9	102
150	5/30/2010 17:00	1700	19.76	12.99	3.603	156.2	175.6	47.75	21.09	25.36	0.251	0.014	325.6	102
150	5/30/2010 18:00	1800	20.02	12.52	3.301	146.5	153.4	39.81	21.52	24.77	0.252	0.012	325.5	102
150	5/30/2010 19:00	1900	19.61	11.76	4.625	157.3	118.4	25.42	21.73	23.93	0.253	0.012	325.2	102
150	5/30/2010 20:00	2000	19.36	12.27	4.201	161.5	73.6	17.09	21.76	23.01	0.253	0.012	324.9	102
150	5/30/2010 21:00	2100	18.7	13.05	4.359	149.5	15.78	6.61	21.65	21.95	0.252	0.012	325	102.1
150	5/30/2010 22:00	2200	17.04	19.28	2.18	209.1	-49.12	-6.196	21.4	20.6	0.25	0.012	324.9	102.1
150	5/30/2010 23:00	2300	15.24	26.13	0.971	354.5	-74.6	-20.73	20.97	19.02	0.249	0.013	324.8	102.1
150	5/31/2010 0:00	2400	12.87	30.61	1.198	24.99	-75.3	-29.54	20.39	17.54	0.247	0.013	324.7	102.1
151	5/31/2010 1:00	100	11.72	30.27	1.523	31.06	-78.7	-35.37	19.73	16.21	0.244	0.012	324.6	102.1
151	5/31/2010 2:00	200	10.44	32.02	1.735	38.33	-77.3	-38.35	19.03	15.04	0.241	0.012	324.5	102.1
151	5/31/2010 3:00	300	9.74	34.02	1.726	32.09	-75.6	-39.42	18.32	14.04	0.239	0.012	324.4	102.1
151	5/31/2010 4:00	400	8.93	38.74	2.165	21.39	-73.7	-39.28	17.64	13.2	0.236	0.012	324.3	102.1
151	5/31/2010 5:00	500	8.01	45.41	1.849	9.12	-71	-39.24	17	12.44	0.234	0.013	324.2	102.1
151	5/31/2010 6:00	600	7.81	47.02	1.37	41.94	-53	-37.04	16.4	11.85	0.232	0.013	324.3	102.2
151	5/31/2010 7:00	700	10.21	41.01	1.238	35.35	-2.37	-23.12	15.86	11.89	0.23	0.012	324.2	102.2
151	5/31/2010 8:00	800	12.59	35.32	0.475	13.14	74.8	-10.61	15.52	12.44	0.229	0.009	324.2	102.2
151	5/31/2010 9:00	900	14.15	30.49	0.747	354.8	153.7	12.95	15.48	13.66	0.229	0.007	324.1	102.2
151	5/31/2010 10:00	1000	15.65	25.72	2.661	166.5	238.8	40.93	15.82	16.06	0.231	0.014	324	102.2
151	5/31/2010 11:00	1100	16.44	25.27	3.556	186.8	314.4	59.33	16.39	18.52	0.233	0.017	323.9	102.2
151	5/31/2010 12:00	1200	17	23.32	3.743	180.1	330.3	74.8	17.01	20.91	0.235	0.011	323.7	102.2
151	5/31/2010 13:00	1300	16.79	22.35	3.948	190.6	160.6	47.61	17.61	21.28	0.238	0.012	323.6	102.2
151	5/31/2010 14:00	1400	16.54	22.99	3.288	79.1	185.3	30.76	18.11	20.61	0.24	0.009	323.5	102.2
151	5/31/2010 15:00	1500	18.42	19.56	2.747	149.5	406.3	67.29	18.51	22.32	0.241	0.011	323.3	102.2
151	5/31/2010 16:00	1600	18.31	19.72	3.315	196.6	275.3	70.4	19.31	24.28	0.243	0.009	323.3	102.2
151	5/31/2010 17:00	1700	18.36	20.96	3.935	228.5	275.7	59.07	20.18	24.46	0.246	0.017	323	102.2
151	5/31/2010 18:00	1800	17.36	26.61	5.059	264.8	215.8	45.17	20.81	24.33	0.249	0.018	323.1	102.3
151	5/31/2010 19:00	1900	17.08	26.27	2.987	281.6	197.9	36.36	21.22	23.81	0.25	0.01	322.8	102.3
151	5/31/2010 20:00	2000	17.15	25.34	2.541	272.2	92.7	27.03	21.49	23.37	0.25	0.014	322.6	102.3
151	5/31/2010 21:00	2100	16.25	28.59	4.244	251.6	14.94	6.512	21.63	22	0.251	0.013	322	102.3
151	5/31/2010 22:00	2200	14.82	33.82	3.2	281.3	-15.67	-5.281	21.45	20.52	0.25	0.013	322.5	102.8
151	5/31/2010 23:00	2300	13.96	35.99	1.294	278.3	-54.55	-16.42	21.02	19.13	0.248	0.013	322.4	102.8
151	6/1/2010 0:00	2400	12.09	42.72	1.838	19.29	-66.05	-25.76	20.46	17.76	0.246	0.013	322.4	102.8

Faro Meteorological Data
January 01 - December 31, 2010

Faro Climate Station - 2010 data

Note: Cumulative precipitation is calculated in column 'V', while raw instrument numbers are seen in column 'U'. -0.1

Julian Day	Date	Hr	Tair	RH %	WindV	WindD	NetRad	SoilHF	SoilT2	SoilT3	Soil W	SnoD	Precip	Precip (rev)
152	6/1/2010 1:00	100	10.84	45.58	2.267	28.98	-44.98	-30.74	19.84	16.5	0.244	0.013	322.2	102.6
152	6/1/2010 2:00	200	10.45	47.4	1.411	24.79	-53.67	-28.95	19.19	15.67	0.241	0.014	322.2	102.6
152	6/1/2010 3:00	300	10.13	47.6	1.866	20.71	-48.4	-30.5	18.59	14.87	0.239	0.012	322.2	102.6
152	6/1/2010 4:00	400	9.98	47.5	1.646	330.4	-42.8	-27.37	18.02	14.32	0.237	0.013	322.1	102.5
152	6/1/2010 5:00	500	9.76	49.42	0.654	48.6	-37.83	-25.94	17.52	13.86	0.235	0.013	322	102.4
152	6/1/2010 6:00	600	9.52	49.33	1.007	11.93	-25.31	-23.16	17.07	13.54	0.233	0.013	322	102.4
152	6/1/2010 7:00	700	10.26	45.93	0.961	54.22	-4.648	-17.98	16.69	13.43	0.232	0.012	321.9	102.3
152	6/1/2010 8:00	800	13.52	36.39	1.742	71.4	117.3	-6.435	16.41	13.73	0.231	0.01	321.9	102.3
152	6/1/2010 9:00	900	14.52	32.01	1.846	159.9	177.3	21.38	16.4	15.26	0.231	0.013	340	102.3
152	6/1/2010 10:00	1000	14.7	29.62	2.782	170.5	217.4	34.46	16.76	16.95	0.233	0.011	340.2	102.5
152	6/1/2010 11:00	1100	15.46	28.05	3.097	202	336.9	60.47	17.23	19.39	0.235	0.016	340.1	102.4
152	6/1/2010 12:00	1200	15.59	31.08	2.868	190.2	260.8	69.22	17.79	21.62	0.236	0.013	340.1	102.4
152	6/1/2010 13:00	1300	15.67	29.94	4.573	194.5	282.2	43.19	18.3	21.52	0.238	0.01	339.9	102.2
152	6/1/2010 14:00	1400	16.13	29.41	4.638	250.5	426.9	67.1	18.78	22.96	0.241	0.012	340	102.3
152	6/1/2010 15:00	1500	16.57	28.02	3.423	282.7	263.5	64.76	19.61	24.08	0.243	0.01	340.3	102.6
152	6/1/2010 16:00	1600	15.52	32.16	2.646	167.8	278.6	36.52	20.42	23.16	0.246	0.011	339.9	102.2
152	6/1/2010 17:00	1700	17.07	25.65	5.031	183.8	403.5	72.5	20.89	25.31	0.247	0.012	340.1	102.4
152	6/1/2010 18:00	1800	17.74	25.77	4.735	107.4	302.5	61.02	21.59	25.91	0.25	0.008	339.7	102
152	6/1/2010 19:00	1900	17.4	23.16	2.398	156.1	132.1	37.06	22.16	25.17	0.252	0.015	340	102.3
152	6/1/2010 20:00	2000	17.33	24.4	3.123	165.5	108	21.6	22.45	24.12	0.252	0.014	339.9	102.2
152	6/1/2010 21:00	2100	16.4	28.05	3.251	166.4	-19.7	1.734	22.5	22.56	0.253	0.013	340.1	102.4
152	6/1/2010 22:00	2200	15.92	30.83	1.914	237.5	-24.4	-10.68	22.22	20.85	0.251	0.012	339.9	102.2
152	6/1/2010 23:00	2300	14.65	34.03	1.937	279.9	-65.62	-16.33	21.7	19.69	0.249	0.012	340	102.3
152	6/2/2010 0:00	2400	12.05	42.64	1.182	3.019	-83	-31.19	21.11	18.08	0.246	0.013	340.1	102.4
153	6/2/2010 1:00	100	9.94	49.38	1.446	38.3	-79.8	-38.71	20.41	16.59	0.244	0.013	340.1	102.4
153	6/2/2010 2:00	200	9.09	52.19	2.04	29.18	-66.89	-40.18	19.66	15.4	0.241	0.013	339.9	102.2
153	6/2/2010 3:00	300	9.08	52.46	1.667	7.4	-50.86	-35.86	18.93	14.64	0.238	0.013	340.1	102.4
153	6/2/2010 4:00	400	8.93	53.09	1.183	348.6	-62.69	-34.19	18.29	14.05	0.236	0.012	340	102.3
153	6/2/2010 5:00	500	8.53	54.52	1.07	2.242	-67.22	-36.64	17.71	13.32	0.234	0.013	340.1	102.4
153	6/2/2010 6:00	600	8.24	55.41	0.819	10.07	-53.51	-35.67	17.15	12.71	0.232	0.012	340.1	102.4
153	6/2/2010 7:00	700	8.88	52.51	0.652	45.93	-22.06	-27.56	16.63	12.51	0.231	0.013	340.1	102.4
153	6/2/2010 8:00	800	9.63	48.98	0.723	288.5	34.6	-18.74	16.24	12.67	0.229	0.011	340.2	102.5
153	6/2/2010 9:00	900	11.18	43.29	0.926	240.4	72.9	2.942	16.02	13.59	0.229	0.012	340.1	102.4
153	6/2/2010 10:00	1000	12.48	38.62	1.15	280.2	147.4	19.02	16.05	14.9	0.229	0.011	340.2	102.5
153	6/2/2010 11:00	1100	14.72	32.17	2.701	236.7	278.6	42.83	16.32	17.03	0.23	0.01	340	102.3
153	6/2/2010 12:00	1200	17.41	25.76	4.147	128.5	386.2	67.15	16.83	19.75	0.232	0.017	340	102.3
153	6/2/2010 13:00	1300	17.38	24.83	5.623	128.9	303.1	72	17.47	21.97	0.235	0.009	341	103.3
153	6/2/2010 14:00	1400	16.64	27.23	4.932	60.64	183.3	35.56	18.21	21.37	0.238	0.01	340.5	102.8
153	6/2/2010 15:00	1500	17.02	26.27	5.495	54.49	180.1	28.99	18.72	21	0.24	0.014	340.5	102.8
153	6/2/2010 16:00	1600	17.58	22.34	5.382	94.2	147.6	29.31	19.06	21.03	0.241	0.012	340.1	102.4
153	6/2/2010 17:00	1700	15.37	26.98	6.257	79.2	112.8	7.43	19.29	19.94	0.242	0.013	341	103.3
153	6/2/2010 18:00	1800	16.65	25.9	6.74	77.4	176.7	23.4	19.29	20.26	0.241	0.013	341.1	103.4
153	6/2/2010 19:00	1900	17.12	24.72	4.676	86.5	123	19.8	19.39	20.27	0.241	0.012	340.7	103
153	6/2/2010 20:00	2000	18.1	21.09	4.535	80.6	132.9	12.54	19.5	19.91	0.241	0.009	341	103.3
153	6/2/2010 21:00	2100	16.5	25.78	6.513	68.17	38.22	8.2	19.58	19.56	0.242	0.012	340.8	103.1
153	6/2/2010 22:00	2200	15	28.31	3.978	49.81	-43.01	-7.38	19.55	18.45	0.242	0.012	340.8	103.1
153	6/2/2010 23:00	2300	13.68	30.42	4.286	53.37	-69.06	-22.35	19.25	17.01	0.241	0.013	340.8	103.1
153	6/3/2010 0:00	2400	12.39	32.92	3.648	50.78	-74.3	-28.82	18.75	15.78	0.239	0.013	340.9	103.2
154	6/3/2010 1:00	100	12.52	32.23	3.21	88.8	-57.2	-28.33	18.19	14.88	0.236	0.013	341.1	103.4
154	6/3/2010 2:00	200	12.36	35.6	3.623	73	-60.05	-24.89	17.65	14.39	0.234	0.013	340.9	103.2
154	6/3/2010 3:00	300	11.43	39.29	1.217	351.3	-57.26	-26.32	17.19	13.82	0.233	0.013	340.9	103.2
154	6/3/2010 4:00	400	10.21	44.25	1.172	73.4	-70.2	-30.46	16.75	13.13	0.231	0.013	340.9	103.2
154	6/3/2010 5:00	500	9.91	45.99	0.849	24.54	-64.94	-33.2	16.3	12.39	0.23	0.012	340.9	103.2
154	6/3/2010 6:00	600	9.29	49.92	0.528	34.58	-46.3	-31.23	15.83	11.88	0.228	0.012	341	103.3
154	6/3/2010 7:00	700	9.62	50.61	1.344	18.68	-5.091	-21.04	15.41	11.88	0.227	0.013	340.9	103.2
154	6/3/2010 8:00	800	11.48	44.19	0.486	320.4	68.61	-7.06	15.14	12.43	0.226	0.012	340.8	103.1
154	6/3/2010 9:00	900	13.04	40.35	1.427	151.1	114.4	9.28	15.12	13.49	0.226	0.012	341	103.3
154	6/3/2010 10:00	1000	13.68	39.15	4.089	168.3	188.6	20.96	15.34	14.83	0.227	0.014	341.1	103.4
154	6/3/2010 11:00	1100	14.95	37.07	3.931	164.6	335.7	53.25	15.7	17.32	0.228	0.019	341	103.3
154	6/3/2010 12:00	1200	15.29	36.61	3.195	168.5	246.3	63.94	16.27	19.72	0.23	0.012	340.8	103.1
154	6/3/2010 13:00	1300	16.04	34.1	3.366	182	301.7	65.04	16.84	21.06	0.233	0.014	340.5	102.8
154	6/3/2010 14:00	1400	12.19	52.37	5.371	3.149	-98.1	-8.5	17.48	19.39	0.235	0.013	344.4	106.7
154	6/3/2010 15:00	1500	9.06	79.4	2.719	304.2	-28.23	-49.69	17.45	14.98	0.237	0.01	345.3	107.6
154	6/3/2010 16:00	1600	9	83.2	3.008	275.7	51.48	-22.6	16.77	14.5	0.233	0.011	345.5	107.8
154	6/3/2010 17:00	1700	8.6	80.6	3.198	216.5	20.68	-13.85	16.35	14.53	0.233	0.013	346	108.3
154	6/3/2010 18:00	1800	7.02	85.5	1.955	231.4	-12.27	-30.61	16.09	13.52	0.234	0.011	347.7	110
154	6/3/2010 19:00	1900	6.914	83	2.49	220.3	69.06	-21.91	15.69	12.95	0.235	0.011	347.2	109.5
154	6/3/2010 20:00	2000	6.845	80.8	3.255	232.5	23.28	-17.18	15.38	13.05	0.242	0.01	347.6	109.9
154	6/3/2010 21:00	2100	6.401	78.3	1.507	241.4	-14.03	-28.44	15.18	12.26	0.252	0.01	347.4	109.7
154	6/3/2010 22:00	2200	6.026	78.6	1.745	249.9	-51.23	-32.64	14.86	11.54	0.256	0.01	347.7	110
154	6/3/2010 23:00	2300	5.296	83	2.212	233.9	-45.08	-36.08	14.46	10.81	0.257	0.01	347.7	110
154	6/4/2010 0:00	2400	4.791	84.8	2.001	253.5	-45.92	-36.71	14.03	10.17	0.257	0.012	347.6	109.9
155	6/4/2010 1:00	100	4.461	83.6	2.218	257.4	-52.76	-37.11	13.6	9.63	0.258	0.012	347.7	110
155	6/4/2010 2:00	200	4.053	83	1.831	267.6	-51.61	-37.81	13.18	9.09	0.258	0.012	347.7	110
155	6/4/2010 3:00	300	4.095	81.4	1.656	235.5	-47.96	-34.73	12.78	8.76	0.257	0.012	347.9	110.2
155	6/4/2010 4:00	400	3.743	81.9	1.279	233.3	-43.91	-35.07	12.42	8.39	0.257	0.011	347.9	110.2
155	6/4/2010 5:00	500	3.938	81.2	0.992	62.58	-43.45	-30.79	12.08	8.22	0.257	0.013	347.9	110.2
155	6/4/2010 6:00	600	4.2	77.8	1.029	185	-40.39	-28.04	11.79	8.11	0.257	0.012	347.9	110.2
155	6/4/2010 7:00	700	4.308	75.2	1.113	272.4	-31.18	-23.62	11.55	8.15	0.257	0.012	348	110.3
155	6/4/2010 8:00	800	4.567	71	0.909	351.8	-2.607	-16.87	11.37	8.35	0.257	0.01	347.9	110.2
155	6/4/2010 9:00	900	5.055	69.01	0.999	237.5	72.8	-2.593	11.3	9.05	0.257	0.01	347.9	110.2
155	6/4/2010 10:00	1000	5.701	61.37	1.724	217.4	171.8	10.28	11.4	10.12	0.257	0.01	347.9	110.2
155	6/4/2010 11:00	1100	6.287	57.68	2.963	238.7	197.4	19.13	11.66	11.27	0.258	0.01	347.9	110.2
155	6/4/2010 12:00	1200	6.781	54.84	1.84	285.6	235	13.95	11.98	11.52	0.26	0.008	347.9	110.2
155	6/4/2010 13:00	1300	7.41	53.95	1.502	327.2	217.9	30.44	12.28	12.84	0.26	0.014	347.8	110.1
155	6/4/2010 14:00	1400	7.86	52.12	2.164	252.8	178	19.24	12.71	13.1	0.261	0.011	347.8	110.1
155	6/4/2010 15:00	1500	7.29	60.98	2.795	216.7	76.2	6.314	13.04	12.74	0.263	0.012	347.7	110
155	6/4/2010 16:00	1600	7.51	61.19	2.346	279.3	161.2	11.96	13.18	12.76	0.263	0.012	347.8	110.1
155	6/4/2010 17:00	1700	7.5	60.5	2.047	230.6	64.11	4.711	13.31	12.81	0.263	0.012	347.9	110.2
155	6/4/2010 18:00	1800	7.21	63.79	2.424	245.2	6.966	-9	13.38	12.04	0.262	0.011	347.8	110.1
155	6/4/2010 19:00	1900	7.32	62.4	2.654	244.3	41.63	-5.898	13.26	11.69	0.261	0.012	347.8	110.1
155	6/4/2010 20:00	2000	7.3	58.17	2.595	240.8	59.06	-12.51	13.12	11.24	0.261	0.011	347.9	110.2
155	6/4/2010 21:00	2100	7.23	54.86	1.263	252	7.16	-16.09	12.94	10.73	0.26	0.012	347.9	110.2
155	6/4/2010 22:00	2200	7.24	54.76	0.777	254.2	-4.657	-17.88	12.72	10.27	0.258	0.012	347.9	110.2
155	6/4/2010 23:00	2300	7.1	57.53	1.185	117.2	-16.64	-19.91	12.48	9.86	0.257	0.012	347.9	110.2
155	6/5/2010 0:00	2400	6.712	63.29	1.219	56.6	-31.73	-24.24	12.21	9.31	0.256	0.012	347.9	110.2
156	6/5/2010 1:00	100	5.843	69.79	1.262	63.92	-34.39	-28.39	11.91	8.68	0.254	0.011	347.9	110.2
156	6/5/2010 2:00	200	5.508	69.71	1.517	36.13	-24.14	-27.5	11.58	8.25	0.253	0.012	348	110.3
156	6/5/2010 3:00	300	5.313	70	1.082	102.3	-49.82	-28.49	11.27	7.87	0.251	0.012	348	110.3
156	6/5/2010 4:00	400	4.32	77.2	0.748	52.73	-58.62	-34	10.95	7.22	0.25	0.012	348	110.3
156	6/5/2010 5:00	500	5.099	69.93	1.152	143.2	-42.51	-32.84	10.59	6.752	0.248	0.012	348	110.3
156	6/5/2010 6:00	600	5.661	61.97	0.91	199.4	-18.89	-27.15	10.25	6.641	0.247	0.012	348	110.3
156	6/5/2010 7:00	700	5.892	55.57	1.562	235.9	13.53	-18.03	9.99	6.907	0.246	0.011	348	110.3
156	6/5/2010 8:00	800	5.971	54.41	1.446	229.2	52.19	-11.78	9.85	7.23	0.245	0.012	348	110.3
156	6/5/2010 9:00	900	6.438	53.41	1.043	169	83.9	-0.814	9.83	7.92	0.245	0.012	348	110.3
156	6/5/2010 10:00	1000	7.21	50.53	0.984	189	129.1	13.56	9.94	9.01	0.245	0.012	347.9	110.2
156	6/5/2010 11:00	1100	7.75	52.18	1.621	212.4	173.4	17.58	10.22	9.93	0.246	0.01	347.9	110.2
156	6/5/2010 12:00	1200	8.11	51.45	1.683	241.2	213.2	29.12	10.59	11.15	0.247	0.014	347.7	110
156	6/5/2010 13:00	1300	8.31	50.14	2.228	260.6	137.5	20.8	11.06	11.68	0.249	0.011	347.7	110
156	6/5/2010 14:00	1400	8.58	48.09	3.151	254	140.7	9.99	11.44	11.41	0.25	0.011	347.8	110.1
156	6/5/2010 15:00	1500	8.43	49.78	3.685	256.4	177.9	10.84	11.65	11.44	0.251	0.014	347.9	110.2
156	6/5/2010 16:00	1600	8.53	49.13	3.726	274.1	246.8	15.46	11.81	11.73	0.251	0.011	347.7	110
156	6/5/2010 17:00	1700	8.83	49.75	3.629	272.7	222.4	22.88	12.03	12.51	0.251	0.014	347.9	110.2
156	6/5/2010 18:00	1800	8.93	49.36	3.256	241.3	199.2	19.19	12.34	12.76	0.252	0.012	347.6	109.9
156	6/5/2010 19:00	1900	8.66	51.77	2.94	252.6	97.9	7.17	12.58	12.45	0.252	0.012	347.8	110.1
156	6/5/2010 20:00	2000	8.38	53.18	2.212	303.8	67.47	-1.781	12.65	11.75	0.252	0.012	347.9	110.2
156	6/5/2010 21:00	2100	8.38	52.62	2.381	344.5	36.16	-6.766	12.57	11.25	0.251	0.012	348	110.3
156	6/5/2010 22:00	2200	8.51	48.97	2.091	328.3	12.39	-12.77	12.43	10.58	0.25	0.012	347.9	110.2
156	6/5/2010 23:00	2300	8.22	52.9	1.105	223.5	-18.56	-16.58	12.2	9.97	0.249	0.011	348	110.3
156	6/6/2010 0:00	2400	7.79	54.4	0.784	167.6	-27.16	-19.69	11.93	9.4	0.248	0.012	348	110.3
157	6/6/2010 1:00	100	7.44	57.82	0.744	81.7	-25	-20.07	11.63	8.95	0.246	0.012	348	110.3
157	6/6/2010 2:00	200	7.04	58.03	1.544	93.8	-22.81	-20.34	11.33	8.59	0.245	0.012	347.9	110.2
157	6/6/2010 3:00	300	6.666	60.91	1.284	60.31	-24.74	-21.93	11.05	8.18	0.243	0.012	347.9	110.2
157	6/6/2010 4:00	400	6.357	63.55	0.987	46.56	-47.02	-23.78	10.77	7.79	0.242	0.012	348	110.3
157	6/6/2010 5:00	500	5.235	69.68	1.536	82.5	-36.44	-27.17	10.48	7.23	0.24	0.012	348.1	110.4

Faro Meteorological Data
January 01 - December 31, 2010

Faro Climate Station - 2010 data

Note: Cumulative precipitation is calculated in column 'V', while raw instrument numbers are seen in column 'U'. -0.1

Julian Day	Date	Hr	Tair	RH %	WindV	WindD	NetRad	SoilHF	SoilT2	SoilT3	Soil W	SnoD	Precip	Precip (rev)
157	6/6/2010 6:00	600	4.716	72.2	1.636	107.1	-8.97	-24.4	10.17	6.936	0.239	0.012	348	110.3
157	6/6/2010 7:00	700	5.534	69.84	0.757	75.3	14.05	-15.47	9.91	7.1	0.238	0.011	348	110.3
157	6/6/2010 8:00	800	6.246	68.18	0.637	96.8	40.67	-5.918	9.76	7.58	0.237	0.013	348	110.3
157	6/6/2010 9:00	900	6.889	67.77	0.376	111.3	94.1	6.129	9.76	8.38	0.237	0.012	348	110.3
157	6/6/2010 10:00	1000	7.62	66	1.31	159.2	181.6	21.44	9.93	9.68	0.237	0.013	348	110.3
157	6/6/2010 11:00	1100	8.24	60.89	2.176	175.3	256.9	37.03	10.28	11.36	0.238	0.011	348	110.3
157	6/6/2010 12:00	1200	8.84	58.81	2.172	160.4	234.5	38.29	10.76	12.63	0.24	0.01	347.9	110.2
157	6/6/2010 13:00	1300	9.04	56.13	1.76	281.7	89.4	27.61	11.25	13.06	0.242	0.012	347.9	110.2
157	6/6/2010 14:00	1400	8.67	58.79	2.396	290.7	68.36	4.7	11.62	11.98	0.243	0.013	347.9	110.2
157	6/6/2010 15:00	1500	8.61	60.66	1.58	285.8	60.58	2.07	11.72	11.45	0.243	0.012	347.9	110.2
157	6/6/2010 16:00	1600	10.43	56.14	1.924	68.89	330.8	38.03	11.77	12.89	0.242	0.007	347.9	110.2
157	6/6/2010 17:00	1700	10.37	56.26	2.606	68.17	149.5	37.59	12.2	14.49	0.243	0.012	347.9	110.2
157	6/6/2010 18:00	1800	10.42	54.9	2.168	316.8	257.3	24.87	12.7	14	0.245	0.01	347.9	110.2
157	6/6/2010 19:00	1900	10.07	60.71	2.591	30.39	139.9	29.66	13.04	14.8	0.246	0.014	347.9	110.2
157	6/6/2010 20:00	2000	9.92	60.75	2.932	33.86	91	8.69	13.38	13.9	0.247	0.013	347.9	110.2
157	6/6/2010 21:00	2100	10.21	58.32	2.375	58.35	41.49	-2.4	13.46	12.95	0.247	0.009	347.8	110.1
157	6/6/2010 22:00	2200	10.45	58.17	2.447	71.5	18.49	-1.845	13.34	12.45	0.246	0.012	348	110.3
157	6/6/2010 23:00	2300	9.46	63.15	2.298	54.83	-22.97	-14.48	13.15	11.52	0.245	0.012	348	110.3
157	6/7/2010 0:00	2400	8.49	71.1	1.93	42.44	-59.6	-19.43	12.84	10.66	0.244	0.012	347.9	110.2
158	6/7/2010 1:00	100	7.86	72.8	2.146	21.99	-34.55	-21.47	12.46	9.97	0.242	0.012	348.1	110.4
158	6/7/2010 2:00	200	7.4	75	2.18	33.14	-35.72	-21.71	12.08	9.44	0.24	0.012	348	110.3
158	6/7/2010 3:00	300	6.821	79.7	1.997	41.8	-52.95	-21.87	11.72	9	0.239	0.012	348.2	110.5
158	6/7/2010 4:00	400	6.589	80.6	1.244	94.4	-47.88	-20.36	11.38	8.67	0.237	0.012	348.2	110.5
158	6/7/2010 5:00	500	6.467	80.9	1.726	43.72	-47.58	-19.23	11.09	8.44	0.236	0.012	348	110.3
158	6/7/2010 6:00	600	6.332	82.7	1.76	23.64	-34.17	-18.29	10.83	8.22	0.235	0.012	348.2	110.5
158	6/7/2010 7:00	700	6.119	86.7	0.972	27.53	-9.74	-12.61	10.61	8.27	0.234	0.012	348.3	110.6
158	6/7/2010 8:00	800	7.11	80.3	1.082	64.84	-5.727	-3.86	10.47	8.63	0.234	0.012	348.2	110.5
158	6/7/2010 9:00	900	7.67	76.3	1.017	350.4	1.581	3.274	10.45	9.22	0.234	0.012	348.3	110.6
158	6/7/2010 10:00	1000	8.61	72.2	1.218	124.6	74.5	13.02	10.54	9.96	0.234	0.009	348.3	110.6
158	6/7/2010 11:00	1100	9.82	62.32	0.948	60.23	112.9	23.54	10.77	11.13	0.235	0.01	348.3	110.6
158	6/7/2010 12:00	1200	10.68	56.44	0.695	95.4	200.8	25.86	11.12	11.86	0.236	0.011	348.2	110.5
158	6/7/2010 13:00	1300	11.8	48.87	1.921	286.5	360.6	70.1	11.56	14.79	0.238	0.012	348.4	110.7
158	6/7/2010 14:00	1400	9.84	64.46	3.404	268.5	48.76	24.59	12.32	14.71	0.241	0.012	348.2	110.5
158	6/7/2010 15:00	1500	10.22	59.07	2.514	258.8	155.4	16.62	12.71	13.68	0.243	0.012	348.4	110.7
158	6/7/2010 16:00	1600	11.59	49.84	3.004	282.8	315.2	36.03	12.88	14.66	0.243	0.013	348.1	110.4
158	6/7/2010 17:00	1700	12.32	46.85	1.866	289.9	228.3	44.07	13.28	15.94	0.244	0.013	348	110.3
158	6/7/2010 18:00	1800	12.14	53.98	4.251	32.41	223.5	45.22	13.81	16.75	0.246	0.01	348.3	110.6
158	6/7/2010 19:00	1900	10.55	61.21	5.52	41.71	144.3	9.44	14.28	15.42	0.247	0.013	348.1	110.4
158	6/7/2010 20:00	2000	11.35	58.74	3.988	61.67	88.7	6.567	14.35	14.64	0.247	0.011	348.5	110.8
158	6/7/2010 21:00	2100	11.15	56.85	3.308	57.33	11.54	-1.697	14.29	13.9	0.247	0.012	347.9	110.2
158	6/7/2010 22:00	2200	9.49	66.64	2.353	177.9	-66.42	-16.73	14.09	12.67	0.246	0.01	349.4	111.7
158	6/7/2010 23:00	2300	7.44	82.7	2.474	176.7	-53.28	-25.91	13.68	11.36	0.244	0.008	349.2	111.5
158	6/8/2010 0:00	2400	7.16	79.5	2.936	152.1	-73.4	-27.33	13.17	10.48	0.242	0.009	349.8	112.1
159	6/8/2010 1:00	100	6.832	78.2	2.058	48.68	-58.53	-29.03	12.65	9.67	0.24	0.009	349.5	111.8
159	6/8/2010 2:00	200	6.183	81.5	1.052	27.17	-51.77	-27.66	12.17	9.13	0.238	0.007	349.4	111.7
159	6/8/2010 3:00	300	5.783	79.7	1.143	26.39	-50.6	-28.86	11.74	8.56	0.238	0.008	349.5	111.8
159	6/8/2010 4:00	400	5.489	79.7	1.029	19.04	-59.07	-30.83	11.34	7.99	0.236	0.008	349.4	111.7
159	6/8/2010 5:00	500	4.857	81.4	1.034	26.59	-53.65	-31.7	10.93	7.44	0.235	0.008	349.5	111.8
159	6/8/2010 6:00	600	5.507	79.1	1.215	30.59	-8.57	-26.08	10.54	7.19	0.234	0.008	349.5	111.8
159	6/8/2010 7:00	700	7.39	70.4	0.969	77.3	36.86	-6.737	10.25	7.88	0.233	0.008	349.5	111.8
159	6/8/2010 8:00	800	8.27	64.65	0.847	201.4	70.2	2.913	10.19	8.68	0.233	0.009	349.4	111.7
159	6/8/2010 9:00	900	8.8	61.17	1.83	234.9	150.7	15.17	10.31	9.75	0.234	0.01	349.5	111.8
159	6/8/2010 10:00	1000	9.73	54.5	2.506	250.6	258.3	24.34	10.6	10.92	0.235	0.011	349.5	111.8
159	6/8/2010 11:00	1100	10.97	51.65	2.659	253.7	414.4	53.92	11.01	13.2	0.237	0.008	349.4	111.7
159	6/8/2010 12:00	1200	12.04	48.92	2.373	242.1	438.6	67.2	11.62	15.54	0.239	0.009	349.3	111.6
159	6/8/2010 13:00	1300	10.38	58.15	4.536	39.56	112.4	51.5	12.27	16.81	0.242	0.012	351.7	114
159	6/8/2010 14:00	1400	6.582	78.1	6.045	54.74	-59.6	-51.91	12.69	11.91	0.244	0.013	359.9	122.2
159	6/8/2010 15:00	1500	7.78	74.4	4.477	45.99	77.2	-21.79	12.09	10.55	0.273	0.013	359.7	122
159	6/8/2010 16:00	1600	9.25	65.1	2.262	69.66	95.1	3.223	11.72	11.22	0.391	0.012	360	122.3
159	6/8/2010 17:00	1700	9.86	64.01	1.738	156	140	14.54	11.72	11.85	0.372	0.013	359.8	122.1
159	6/8/2010 18:00	1800	11.02	55.59	1.437	339.7	218.4	28.78	11.87	12.72	0.359	0.014	359.4	121.7
159	6/8/2010 19:00	1900	9.93	66.68	4.467	55.77	105.4	12.98	12.17	13.01	0.35	0.011	359.4	121.7
159	6/8/2010 20:00	2000	11.29	61.04	3.579	80.2	193.4	14.35	12.38	12.75	0.342	0.011	359.7	122
159	6/8/2010 21:00	2100	11.84	55.89	1.311	102	59.07	7.9	12.56	12.65	0.336	0.012	359.8	122.1
159	6/8/2010 22:00	2200	10.07	64.29	1.43	78.3	-25.88	-5.176	12.65	12.04	0.331	0.013	359.8	122.1
159	6/8/2010 23:00	2300	8.96	68.86	1.325	44.81	-40.12	-18.44	12.53	10.98	0.326	0.014	359.8	122.1
159	6/9/2010 0:00	2400	7.34	71.9	1.944	31.88	-55.56	-28.06	12.22	9.94	0.321	0.013	359.6	121.9
160	6/9/2010 1:00	100	6.203	74.9	2.103	19.95	-65.44	-34.78	11.81	8.87	0.317	0.014	359.9	122.2
160	6/9/2010 2:00	200	5.6	78.5	1.633	6.234	-67.49	-37.06	11.33	7.98	0.312	0.013	359.8	122.1
160	6/9/2010 3:00	300	5.013	79.7	1.699	2.564	-66.41	-37.17	10.84	7.3	0.308	0.013	359.8	122.1
160	6/9/2010 4:00	400	4.63	81.1	1.5	3.084	-65	-36.65	10.38	6.726	0.304	0.013	359.8	122.1
160	6/9/2010 5:00	500	4.149	83.5	1.156	5.306	-58.07	-35.4	9.94	6.261	0.301	0.013	359.9	122.2
160	6/9/2010 6:00	600	4.39	83	0.94	7.75	-31.63	-30.76	9.55	6.015	0.298	0.012	359.9	122.2
160	6/9/2010 7:00	700	5.481	79.1	0.507	347.2	34.3	-11.22	9.25	6.6	0.295	0.012	359.9	122.2
160	6/9/2010 8:00	800	7.06	72.2	0.394	327.6	129.7	1.04	9.17	7.52	0.294	0.011	359.9	122.2
160	6/9/2010 9:00	900	9.58	64.25	0.375	263.3	227.5	25.2	9.39	9.05	0.294	0.01	359.9	122.2
160	6/9/2010 10:00	1000	9.95	62.9	1.046	282.5	203	49.02	9.95	11.47	0.296	0.011	360	122.3
160	6/9/2010 11:00	1100	10.78	61.71	1.615	219.8	322.2	54.89	10.66	12.96	0.298	0.013	359.8	122.1
160	6/9/2010 12:00	1200	11.59	59.18	1.557	83.5	201.5	63.84	11.29	14.65	0.299	0.012	359.7	122
160	6/9/2010 13:00	1300	11.16	63.02	2.55	158.2	212.2	41.83	11.83	14.77	0.3	0.012	359.7	122
160	6/9/2010 14:00	1400	10.18	67.72	2.544	100.9	-15.34	15.04	12.23	14.03	0.301	0.013	359.9	122.2
160	6/9/2010 15:00	1500	10.21	65.87	0.677	13	28.17	5.979	12.38	12.98	0.301	0.012	359.9	122.2
160	6/9/2010 16:00	1600	11.2	59.38	1.017	308.5	202	15.65	12.38	13.01	0.299	0.014	359.9	122.2
160	6/9/2010 17:00	1700	13.75	49.33	1.268	359.6	378.9	80.4	12.55	16.16	0.299	0.012	359.8	122.1
160	6/9/2010 18:00	1800	11.75	55.42	4.414	32.69	37.01	15.66	13.3	15.58	0.3	0.013	359.9	122.2
160	6/9/2010 19:00	1900	11.4	58.86	1.782	28.58	16.13	-7.89	13.57	13.47	0.3	0.013	359.9	122.2
160	6/9/2010 20:00	2000	11.03	60.16	0.536	210.2	-20.58	-5.884	13.36	12.72	0.298	0.012	359.9	122.2
160	6/9/2010 21:00	2100	10.09	66.34	1.115	268.2	-17.67	-9.44	13.12	12.11	0.295	0.013	360.1	122.4
160	6/9/2010 22:00	2200	9.71	67.63	0.874	96.5	-21.34	-13.24	12.85	11.46	0.294	0.013	359.9	122.2
160	6/9/2010 23:00	2300	9.1	71.8	0.837	23.63	-49.7	-18.77	12.55	10.77	0.291	0.012	359.8	122.1
160	6/10/2010 0:00	2400	7.9	73.2	1.322	22.6	-59.53	-27.17	12.22	9.85	0.289	0.012	359.8	122.1
161	6/10/2010 1:00	100	6.868	75.3	1.189	28.27	-55.87	-30.72	11.81	8.99	0.287	0.013	359.9	122.2
161	6/10/2010 2:00	200	6.618	75.6	1.026	6.62	-38.85	-28.86	11.37	8.42	0.284	0.013	359.9	122.2
161	6/10/2010 3:00	300	6.347	78.2	1.012	322.4	-29.04	-24.9	10.98	8.15	0.283	0.013	359.9	122.2
161	6/10/2010 4:00	400	6.501	78.2	0.561	313.2	-26.69	-20.59	10.66	8.03	0.281	0.013	359.9	122.2
161	6/10/2010 5:00	500	6.571	78.4	0.674	293	-30.45	-19.85	10.41	7.88	0.28	0.012	359.9	122.2
161	6/10/2010 6:00	600	6.868	77.3	0.598	311.8	8.13	-15.06	10.2	7.85	0.278	0.012	360	122.3
161	6/10/2010 7:00	700	8.27	72.2	0.79	152.8	26.36	0.439	10.07	8.55	0.277	0.013	359.9	122.2
161	6/10/2010 8:00	800	8.4	73.1	0.683	194.9	58.64	-1.443	10.08	8.82	0.277	0.011	359.9	122.2
161	6/10/2010 9:00	900	10.49	65.52	0.959	91.3	211	18.19	10.19	9.75	0.278	0.01	359.9	122.2
161	6/10/2010 10:00	1000	10.29	66.45	2.987	171.2	143.6	32.37	10.55	11.53	0.279	0.014	359.8	122.1
161	6/10/2010 11:00	1100	11.02	60.36	4.135	172.9	281.2	34.2	11	12.19	0.28	0.012	359.8	122.1
161	6/10/2010 12:00	1200	12.37	54.48	3.835	173.6	392.7	53.82	11.36	14.08	0.281	0.012	360	122.3
161	6/10/2010 13:00	1300	12.72	54.15	4.269	161.9	363.3	59.52	11.84	15.56	0.282	0.013	360	122.3
161	6/10/2010 14:00	1400	10.39	63.65	3.891	288.8	55.76	22.4	12.4	14.88	0.284	0.014	359.8	122.1
161	6/10/2010 15:00	1500	10.11	66.92	4.732	36.11	223.1	13	12.67	13.81	0.284	0.014	360.2	122.5
161	6/10/2010 16:00	1600	10.54	63.67	4.339	60.85	133.7	20.7	12.81	14.25	0.283	0.013	360.2	122.5
161	6/10/2010 17:00	1700	9.62	72.5	4.485	86	190.9	3.525	12.97	13.22	0.283	0.009	361.4	123.7
161	6/10/2010 18:00	1800	12.75	59.03	2.959	136.8	513	76.2	13.04	16.28	0.283	0.015	361.2	123.5
161	6/10/2010 19:00	1900	11.96	59.43	6.101	167.5	314.4	41.77	13.76	17	0.291	0.011	361.3	123.6
161	6/10/2010 20:00	2000	12.49	53.16	3.865	165	175.6	14.1	14.27	15.59	0.295	0.013	361.6	123.9
161	6/10/2010 21:00	2100	11.5	56.2	2.982	179.5	48.49	0.66	14.39	14.51	0.295	0.013	361.1	123.4
161	6/10/2010 22:00	2200	11.06	60.7	3.259	213.6	25.1	-10.04	14.25	13.35	0.293	0.012	361.3	123.6
161	6/10/2010 23:00	2300	9.34	69.09	1.856	274.9	-50.6	-19.04	13.91	12.33	0.29	0.013	361.4	123.7
161	6/11/2010 0:00	2400	8.17	74.4	1.492	26.05	-54.11	-29.27	13.47	11.05	0.287	0.013	361.5	123.8
162	6/11/2010 1:00	100	7.55	77.7	1.37	34.31	-39.53	-29.37	12.96	10.17	0.284	0.013	361.5	123.8
162	6/11/2010 2:00	200	7.37	79.3	0.9	36.03	-38.19	-25.9	12.47	9.68	0.282	0.013	361.5	123.8
162	6/11/2010 3:00	300	7.47	79.3	0.796	76.9	-44.86	-24.89	12.05	9.26	0.28	0.013	361.4	123.7
162	6/11/2010 4:00	400	7.44	79.2	0.82	51.77	-29.42	-23.74	11.68	8.89	0.278	0.013	361.4	123.7
162	6/11/2010 5:00	500	7.51	77.8	0.526	63.29	-23.76	-20.16	11.35	8.72	0.276	0.013	361.4	123.7
162	6/11/2010 6:00	600	7.37	76.7	0.687	188.6	-41.15	-19.95	11.08	8.54	0.275	0.012	361.4	123.7
162	6/11/2010 7:00	700	7.62	73.7	1.255	146.1	-3.384	-17.43	10.85	8.37	0.274	0.012	361.5	123.8
162	6/11/2010 8:00	800	8.07	68.41	3.061	159.3	82.5	-9.61	10.65	8.57	0.273	0.012	361.4	123.7
162	6/11/2010 9:00	900	8.91	59.85	4.293	170.4	264.8	11.05	10.59	9.53	0.272	0.012	361	123.3
162	6/11/2010 10:00	1000	9	55.34	4.247	181.2	241.9	26.54	10.81	11.1	0.273	0.013	361.7	124

Faro Meteorological Data
January 01 - December 31, 2010

Faro Climate Station - 2010 data

Note: Cumulative precipitation is calculated in column 'V', while raw instrument numbers are seen in column 'U'. -0.1

Julian Day	Date	Hr	Tair	RH %	WindV	WindD	NetRad	SoilHF	SoilT2	SoilT3	Soil W	SnoD	Precip	Precip (rev)
162	6/11/2010 11:00	1100	9.65	48.81	4.148	158.3	275	31.37	11.17	12.24	0.274	0.011	361.4	123.7
162	6/11/2010 12:00	1200	10.83	38.54	4.962	150.6	441.7	45.82	11.53	13.49	0.275	0.013	361.5	123.8
162	6/11/2010 13:00	1300	10.97	34.06	4.931	168.8	473.6	52.52	11.9	14.98	0.276	0.014	361.2	123.5
162	6/11/2010 14:00	1400	11.84	33.33	5.203	182.1	548.9	58.65	12.43	16.31	0.278	0.015	361.4	123.7
162	6/11/2010 15:00	1500	12.55	32.53	5.59	175.7	494.7	52.09	13.18	16.89	0.279	0.01	361.4	123.7
162	6/11/2010 16:00	1600	13.02	32.03	5.664	178.8	467.7	57.18	13.91	17.79	0.281	0.011	361.4	123.7
162	6/11/2010 17:00	1700	12.89	32.16	6.02	175.1	277.2	39.62	14.5	17.87	0.282	0.011	361.3	123.6
162	6/11/2010 18:00	1800	12.25	32.45	5.558	177.5	121.5	8.75	14.79	16.36	0.282	0.012	361.4	123.7
162	6/11/2010 19:00	1900	11.82	32.97	5.256	182.1	38.55	-7.73	14.68	14.84	0.28	0.012	361.1	123.4
162	6/11/2010 20:00	2000	11.6	33.06	4.538	180.6	39.84	-13.99	14.33	13.61	0.277	0.012	361.5	123.8
162	6/11/2010 21:00	2100	11.47	32.96	4.912	189.2	12.31	-15.05	13.91	12.85	0.274	0.012	361	123.3
162	6/11/2010 22:00	2200	9.8	47.03	4.31	236.7	-6.857	-19.67	13.51	12.02	0.271	0.012	361	123.3
162	6/11/2010 23:00	2300	7.67	61.59	2.725	226.4	-23.64	-25.32	13.1	11.12	0.269	0.012	361.3	123.6
162	6/12/2010 0:00	2400	7.38	62.4	3	186.5	-29.18	-26.46	12.67	10.39	0.266	0.012	361.3	123.6
163	6/12/2010 1:00	100	6.845	63.38	4.73	167.8	-33.46	-29.83	12.25	9.63	0.264	0.012	361.4	123.7
163	6/12/2010 2:00	200	5.638	74.5	2.188	196.5	-67.86	-30.03	11.81	8.98	0.262	0.013	361.4	123.7
163	6/12/2010 3:00	300	4.714	81.9	3.161	228.3	-54.61	-29.99	11.39	8.47	0.259	0.013	361.8	124.1
163	6/12/2010 4:00	400	4.134	86.1	2.118	229.7	-53.26	-30.93	11.01	7.92	0.258	0.013	361.6	123.9
163	6/12/2010 5:00	500	4.462	77.3	3.26	170.3	-87.5	-30.98	10.64	7.46	0.256	0.012	361.4	123.7
163	6/12/2010 6:00	600	4.211	74.6	3.138	173.8	-66.33	-31.7	10.28	6.967	0.255	0.012	361.6	123.9
163	6/12/2010 7:00	700	4.886	68.69	3.134	174.2	-13.47	-26.31	9.93	6.754	0.254	0.011	361.9	124.2
163	6/12/2010 8:00	800	5.759	64.3	3.952	169.3	115.5	-16.79	9.67	7.04	0.253	0.012	361.8	124.1
163	6/12/2010 9:00	900	6.747	57.73	4.568	174.9	280.1	13.54	9.66	8.45	0.253	0.012	361.4	123.7
163	6/12/2010 10:00	1000	6.659	57.24	4.542	183.1	111.5	13.72	9.98	9.64	0.254	0.012	361.4	123.7
163	6/12/2010 11:00	1100	6.991	49.63	4.745	191.8	141.7	6.341	10.28	9.73	0.255	0.011	361.6	123.9
163	6/12/2010 12:00	1200	7.07	43.44	6.858	212.9	227.8	7.71	10.4	9.99	0.255	0.01	361.3	123.6
163	6/12/2010 13:00	1300	5.487	59.62	5.5	258.4	190.4	8.31	10.44	10.15	0.255	0.01	361.2	123.5
163	6/12/2010 14:00	1400	7.82	43.98	3.86	263.8	409.2	43.16	10.57	11.96	0.255	0.012	361.2	123.5
163	6/12/2010 15:00	1500	8.23	46.06	4.539	231.2	312.1	39.31	11.15	12.98	0.257	0.01	359.8	122.1
163	6/12/2010 16:00	1600	6.99	49.57	5.426	208.9	183.3	5.893	11.75	12.56	0.259	0.014	360.6	122.9
163	6/12/2010 17:00	1700	8.16	45.52	4.722	221	306.6	34.82	11.93	13.23	0.259	0.013	361.2	123.5
163	6/12/2010 18:00	1800	8.15	47.62	5.036	266.5	268.8	30.22	12.2	13.81	0.26	0.012	361.1	123.4
163	6/12/2010 19:00	1900	6.34	57.98	5.364	279.6	74.7	2.204	12.47	12.95	0.26	0.012	360.9	123.2
163	6/12/2010 20:00	2000	5.865	58.19	3.038	263.9	58.86	-4.866	12.46	11.9	0.26	0.014	360.1	122.4
163	6/12/2010 21:00	2100	6.366	54.13	4.425	265.4	118.9	-7.01	12.28	11.2	0.259	0.015	361.6	123.9
163	6/12/2010 22:00	2200	5.867	54.1	4.051	233.4	24.42	-10.12	12.08	10.83	0.257	0.012	361.3	123.6
163	6/12/2010 23:00	2300	5.997	47.73	3.666	235.6	-22.2	-22.08	11.84	9.82	0.256	0.012	361.3	123.6
163	6/13/2010 0:00	2400	5.138	46.91	3.563	240.8	-58.11	-33.21	11.45	8.63	0.254	0.012	361.2	123.5
164	6/13/2010 1:00	100	3.645	54.05	2.001	211.8	-69.48	-40.47	10.94	7.42	0.252	0.012	361.4	123.7
164	6/13/2010 2:00	200	2.747	61.75	1.185	200.8	-67.63	-41.03	10.38	6.504	0.249	0.013	361.5	123.8
164	6/13/2010 3:00	300	2.806	58.87	1.262	239.9	-40.13	-38	9.84	5.917	0.247	0.013	361.3	123.6
164	6/13/2010 4:00	400	2.942	57.8	1.227	228.8	-33.06	-30.48	9.37	5.8	0.244	0.013	361.5	123.8
164	6/13/2010 5:00	500	2.865	58.77	1.399	255.2	-26.32	-29.17	9.02	5.594	0.243	0.013	361.6	123.9
164	6/13/2010 6:00	600	3.032	58.41	2.346	235.7	-14.49	-25.5	8.72	5.505	0.242	0.012	361.4	123.7
164	6/13/2010 7:00	700	3.139	57.42	4.639	236.2	-1.615	-25.38	8.49	5.343	0.241	0.013	361.7	124
164	6/13/2010 8:00	800	3.456	56.08	6.363	235.8	48.39	-20.13	8.27	5.359	0.24	0.012	361.1	123.4
164	6/13/2010 9:00	900	3.73	56.31	5.55	236.7	135.4	-8.34	8.14	5.83	0.239	0.013	361.1	123.4
164	6/13/2010 10:00	1000	3.872	55.54	5.004	243.7	94.9	4.75	8.16	6.892	0.239	0.014	361.4	123.7
164	6/13/2010 11:00	1100	4.522	52.41	5.43	243.9	216.8	5.485	8.32	7.24	0.239	0.013	360.8	123.1
164	6/13/2010 12:00	1200	5.78	49.69	6.021	236.8	306.6	35.36	8.51	9.26	0.24	0.013	361.1	123.4
164	6/13/2010 13:00	1300	5.896	49.6	5.508	242.6	173.7	26.97	8.9	10.22	0.241	0.014	361.3	123.6
164	6/13/2010 14:00	1400	6.11	49.21	4.357	245.2	85.8	11.68	9.31	9.97	0.242	0.013	361.5	123.8
164	6/13/2010 15:00	1500	6.682	45.72	5.347	237.9	106.1	5.411	9.54	9.56	0.243	0.013	361.1	123.4
164	6/13/2010 16:00	1600	6.945	45	5.631	250.3	73.1	5.316	9.65	9.53	0.243	0.013	360.6	122.9
164	6/13/2010 17:00	1700	7.22	46.96	5.245	264.1	118	6.896	9.71	9.52	0.243	0.014	361.2	123.5
164	6/13/2010 18:00	1800	7.16	50.3	4.91	276.5	112.4	9.39	9.8	9.77	0.243	0.015	360.9	123.2
164	6/13/2010 19:00	1900	7.08	54.46	4.888	259.8	78.1	13.85	9.93	10.23	0.243	0.013	361.2	123.5
164	6/13/2010 20:00	2000	6.171	65.11	4.436	286.5	-1.106	-3.099	10.09	9.59	0.244	0.014	361.4	123.7
164	6/13/2010 21:00	2100	4.702	78.4	4.484	277.5	-43.63	-18.2	10.04	8.5	0.243	0.013	361.9	124.2
164	6/13/2010 22:00	2200	3.996	85.4	2.467	279.6	-20.02	-21.56	9.8	7.63	0.242	0.013	362	124.3
164	6/13/2010 23:00	2300	3.897	87.4	0.656	211.9	-18.14	-15.81	9.5	7.39	0.241	0.014	362	124.3
164	6/14/2010 0:00	2400	3.946	88	1.267	236	-31.03	-16.78	9.27	7.13	0.239	0.014	362.1	124.4
165	6/14/2010 1:00	100	3.813	88.7	2.55	287.7	-40.9	-21.34	9.05	6.637	0.239	0.013	361.8	124.1
165	6/14/2010 2:00	200	3.276	90.9	1.654	259.2	-61.62	-26.63	8.79	6.029	0.238	0.013	362.1	124.4
165	6/14/2010 3:00	300	2.949	90.6	1.178	176.5	-65.13	-32.42	8.48	5.228	0.238	0.012	362.2	124.5
165	6/14/2010 4:00	400	2.341	92.2	0.83	79.1	-65.39	-33.64	8.11	4.6	0.236	0.012	362.2	124.5
165	6/14/2010 5:00	500	1.93	93.1	0.491	73	-57.61	-33.22	7.73	4.119	0.235	0.012	362.2	124.5
165	6/14/2010 6:00	600	2.048	92.3	1.468	126.5	-26.87	-28.99	7.38	3.892	0.234	0.013	362.3	124.6
165	6/14/2010 7:00	700	2.74	90.2	1.35	139	8.26	-19.24	7.1	4.131	0.233	0.012	362.3	124.6
165	6/14/2010 8:00	800	3.646	85.7	1.568	127.3	57.72	-7.37	6.955	4.746	0.233	0.011	362.5	124.8
165	6/14/2010 9:00	900	5.173	81.4	1.599	176.3	104	21.57	7.01	6.39	0.233	0.013	361.9	124.2
165	6/14/2010 10:00	1000	6.413	77.9	4.207	291	161.7	22.95	7.42	7.76	0.235	0.014	362.3	124.6
165	6/14/2010 11:00	1100	6.531	76.7	3.136	269.5	103.2	30.38	7.94	9.13	0.237	0.015	362.1	124.4
165	6/14/2010 12:00	1200	6.701	75.8	2.699	256.3	113.9	15.74	8.44	8.99	0.239	0.014	362	124.3
165	6/14/2010 13:00	1300	7.36	73	4.231	280.5	113	15.79	8.75	9.23	0.24	0.014	362.1	124.4
165	6/14/2010 14:00	1400	8.35	68.25	4.612	289.8	273.1	14.2	8.99	9.25	0.241	0.014	362.1	124.4
165	6/14/2010 15:00	1500	9.12	64.27	5.274	300.3	226.7	34.5	9.29	10.87	0.242	0.015	361.4	123.7
165	6/14/2010 16:00	1600	10.54	56.05	5.947	284.4	456.1	57.72	9.85	12.64	0.244	0.014	361.6	123.9
165	6/14/2010 17:00	1700	11	53.53	6.234	281.8	408.4	69.24	10.62	14.7	0.246	0.016	361.7	124
165	6/14/2010 18:00	1800	10.03	57.79	5.317	311.2	107.9	32.22	11.48	14.44	0.249	0.013	362.1	124.4
165	6/14/2010 19:00	1900	8.57	64.15	4.142	330.2	33.22	2.325	11.9	12.63	0.251	0.014	361.9	124.2
165	6/14/2010 20:00	2000	8.86	64.82	4.513	289	86.9	3.76	11.83	11.8	0.25	0.013	362.1	124.4
165	6/14/2010 21:00	2100	8.56	65.66	4.255	283.5	39.26	-2.806	11.69	11.13	0.249	0.013	362.1	124.4
165	6/14/2010 22:00	2200	9.37	62.32	3.747	5.431	67.37	6.75	11.51	11.13	0.248	0.012	361.9	124.2
165	6/14/2010 23:00	2300	7.96	66.98	3.232	25.78	-34.56	-7.18	11.4	10.56	0.247	0.013	362.1	124.4
165	6/15/2010 0:00	2400	6.519	71.9	1.812	28.14	-64.8	-25.06	11.17	9.12	0.246	0.013	362.2	124.5
166	6/15/2010 1:00	100	5.228	76.2	1.522	27.07	-66.83	-31.19	10.74	7.95	0.244	0.014	362.2	124.5
166	6/15/2010 2:00	200	4.586	78.8	1.318	16.08	-65.86	-33.16	10.23	7.04	0.242	0.013	362.2	124.5
166	6/15/2010 3:00	300	4.065	80.4	1.621	21.66	-63.33	-33.61	9.72	6.321	0.239	0.014	362.2	124.5
166	6/15/2010 4:00	400	3.791	81.8	1.292	22.91	-60.34	-33.11	9.25	5.74	0.238	0.013	362.2	124.5
166	6/15/2010 5:00	500	3.549	82.8	1.245	10.4	-54.93	-31.57	8.8	5.297	0.236	0.013	362.2	124.5
166	6/15/2010 6:00	600	4.027	82.6	0.743	39.34	-32.42	-26.9	8.42	5.072	0.234	0.012	362.3	124.6
166	6/15/2010 7:00	700	6.433	73.9	1.023	47.58	24.06	-8.82	8.12	5.684	0.233	0.012	362.3	124.6
166	6/15/2010 8:00	800	8.28	69.87	1.24	124.2	111	1.093	8.04	6.543	0.232	0.012	362.3	124.6
166	6/15/2010 9:00	900	9.56	66.54	1.374	177.6	193.9	24.09	8.27	8.04	0.233	0.012	362.3	124.6
166	6/15/2010 10:00	1000	10.57	61.56	1.526	235.9	284.4	52.34	8.82	10.65	0.236	0.015	362.3	124.6
166	6/15/2010 11:00	1100	11.68	54.56	1.843	237.5	355.8	75.5	9.56	13.52	0.238	0.014	362.3	124.6
166	6/15/2010 12:00	1200	12.35	52.5	2.188	247.7	318.9	96.5	10.42	16.61	0.241	0.013	362.1	124.4
166	6/15/2010 13:00	1300	12.1	50.62	1.544	256.2	99.9	45.81	11.2	16.12	0.244	0.015	362	124.3
166	6/15/2010 14:00	1400	12.5	50.08	1.605	193	140.6	29.85	11.72	15.12	0.246	0.012	362.1	124.4
166	6/15/2010 15:00	1500	12.64	49.04	2.12	140.8	149.4	30.34	12.06	14.97	0.247	0.012	362.2	124.5
166	6/15/2010 16:00	1600	14.73	37.4	2.584	272.4	430.5	78.6	12.42	17.33	0.247	0.011	361.6	123.9
166	6/15/2010 17:00	1700	15.24	35.12	3.498	260.6	321.5	88	13.27	19.79	0.249	0.014	361.9	124.2
166	6/15/2010 18:00	1800	15.81	35.38	3.886	219.1	380.7	76.9	14.3	20.36	0.253	0.014	361.7	124
166	6/15/2010 19:00	1900	14.97	36.64	2.727	194.7	118.3	53.95	15.17	20.46	0.256	0.011	362.1	124.4
166	6/15/2010 20:00	2000	15.98	32.55	1.453	101.5	115	29.53	15.69	18.93	0.258	0.01	362	124.3
166	6/15/2010 21:00	2100	15	35.61	2.043	248.5	-12.05	13.39	15.85	17.8	0.258	0.012	361.9	124.2
166	6/15/2010 22:00	2200	14.55	37.8	2.776	226.6	-10.54	4.891	15.77	16.5	0.257	0.014	361.9	124.2
166	6/15/2010 23:00	2300	13.37	43.69	2.281	194.8	-27.36	-6.143	15.48	15.26	0.256	0.013	362.1	124.4
166	6/16/2010 0:00	2400	11.89	51.75	1.433	119.9	-63.7	-18.28	15.05	13.94	0.253	0.013	362.1	124.4
167	6/16/2010 1:00	100	10.24	55.94	1.765	31.72	-56.24	-25.4	14.52	12.64	0.251	0.014	362	124.3
167	6/16/2010 2:00	200	10.53	52.76	1.815	288.6	-33.57	-22.29	13.95	11.83	0.249	0.014	362.2	124.5
167	6/16/2010 3:00	300	10.58	51.61	1.765	259.9	-47.44	-20.52	13.44	11.32	0.246	0.013	361.9	124.2
167	6/16/2010 4:00	400	9.37	53.55	2.529	235.7	-66.66	-25.61	13	10.58	0.244	0.013	362.2	124.5
167	6/16/2010 5:00	500	7.84	58.37	1.699	250.5	-65.27	-30.29	12.53	9.71	0.243	0.013	362.2	124.5
167	6/16/2010 6:00	600	7.08	61.15	0.816	241.2	-45.11	-29.41	12.05	9.04	0.241	0.013	362.2	124.5
167	6/16/2010 7:00	700	6.824	61.3	2.367	251.3	12.32	-16.07	11.6	9.11	0.239	0.012	362.3	124.6
167	6/16/2010 8:00	800	7.36	58.71	3.256	269.2	96.8	-9.82	11.32	9.36	0.238	0.013	362.2	124.5
167	6/16/2010 9:00	900	8.06	56.38	3.249	273.1	178.6	10.59	11.29	10.29	0.238	0.014	362.1	124.4
167	6/16/2010 10:00	1000	8.77	54.14	3.277	265.6	270.3	36.72	11.53	12.28	0.238	0.012	362.3	124.6
167	6/16/2010 11:00	1100	9.73	50.14	4.559	270.6	344.3	58.63	11.97	14.71	0.24	0.016	361.9	124.2
167	6/16/2010 12:00	1200	9.65	49.08	4.753	266.4	189.7	45.61	12.54	15.7	0.242	0.012	361.6	123.9
167	6/16/2010 13:00	1300	9.94	46.98	5.041	273.3	179.8	28.94	12.93	15.38	0.243	0.014	362.1	124.4
167	6/16/2010 14:00	1400	10.01	47.34	5.093	262.9	201.9	26.04	13.23	15.24	0.244	0.015	362.1	124.4
167	6/16/2010 15:00	1500	9.57	50.04	4.305	269	135.4	25.15	13.5	15.41	0.245	0.013	361.3	123.6

Faro Meteorological Data
January 01 - December 31, 2010

Faro Climate Station - 2010 data
Note: Cumulative precipitation is calculated in column 'V', while raw instrument numbers are seen in column 'U'. -0.1

Julian Day	Date	Hr	Tair	RH %	WindV	WindD	NetRad	SoilHF	SoilT2	SoilT3	Soil W	SnoD	Precip	Precip (rev)
167	6/16/2010 16:00	1600	9.02	53.79	4.252	273.5	90.1	9.52	13.73	14.69	0.246	0.013	362	124.3
167	6/16/2010 17:00	1700	8.86	56.18	4.736	270.9	133.6	11.54	13.77	14.38	0.246	0.015	361.7	124
167	6/16/2010 18:00	1800	9	56.78	5.378	279.6	139.9	12.83	13.78	14.34	0.245	0.013	361.8	124.1
167	6/16/2010 19:00	1900	8.34	59.62	4.935	278.7	60.89	4.353	13.81	13.96	0.245	0.013	362.1	124.4
167	6/16/2010 20:00	2000	8	60.28	4.286	261.5	41.14	-3.95	13.74	13.16	0.245	0.014	361.8	124.1
167	6/16/2010 21:00	2100	7.76	63.07	3.461	260	27.09	-7.44	13.54	12.52	0.244	0.014	362.1	124.4
167	6/16/2010 22:00	2200	7.76	65.01	2.869	247.8	2.594	-9.9	13.3	11.99	0.243	0.013	361.8	124.1
167	6/16/2010 23:00	2300	7.1	71.1	2.014	213.8	-15.43	-14.1	13.03	11.38	0.242	0.014	362	124.3
167	6/17/2010 0:00	2400	6.82	72.2	0.569	20.22	-25.85	-17.32	12.73	10.77	0.241	0.014	362	124.3
168	6/17/2010 1:00	100	6.857	72.3	1.421	251.7	-36.04	-19.18	12.41	10.24	0.239	0.013	362	124.3
168	6/17/2010 2:00	200	6.356	75.5	0.502	277.2	-44.64	-23.62	12.08	9.58	0.238	0.014	362	124.3
168	6/17/2010 3:00	300	5.771	78.2	0.767	46.7	-48.4	-24.32	11.73	9.05	0.237	0.014	362	124.3
168	6/17/2010 4:00	400	5.376	79.2	0.768	50.38	-50.24	-27.38	11.37	8.44	0.235	0.013	362.1	124.4
168	6/17/2010 5:00	500	4.966	80.8	1.166	49.21	-38.29	-28.21	11	7.9	0.234	0.014	362.1	124.4
168	6/17/2010 6:00	600	5.433	79.2	1.176	56.63	-33.14	-22.91	10.65	7.74	0.232	0.013	362.1	124.4
168	6/17/2010 7:00	700	6.071	75.8	0.839	47.17	17.72	-15.66	10.37	7.77	0.232	0.013	362.1	124.4
168	6/17/2010 8:00	800	6.363	73.9	1.92	257.6	6.594	-6.127	10.2	8.29	0.231	0.014	362.1	124.4
168	6/17/2010 9:00	900	7.13	69.06	1.513	247.4	59.52	5.348	10.17	8.95	0.231	0.012	362.1	124.4
168	6/17/2010 10:00	1000	8.55	61.21	1.741	261.1	284.4	33.08	10.3	10.74	0.231	0.012	362.1	124.4
168	6/17/2010 11:00	1100	10.09	55.05	2.226	267.5	344.9	66.56	10.73	13.87	0.232	0.013	362.2	124.5
168	6/17/2010 12:00	1200	10.92	49.17	3.053	259	338.8	80.1	11.47	16.48	0.235	0.012	361.7	124
168	6/17/2010 13:00	1300	11.64	45.8	2.872	291.6	305.6	73.4	12.21	18	0.238	0.014	361.2	123.5
168	6/17/2010 14:00	1400	9.92	54.91	4.438	333.8	140.8	39.45	12.99	17.54	0.241	0.014	361.9	124.2
168	6/17/2010 15:00	1500	11.27	48.3	2.757	99.3	205.1	33.01	13.51	16.66	0.243	0.015	361.7	124
168	6/17/2010 16:00	1600	12.04	38.91	3.379	290.9	187.2	35.34	13.86	17.01	0.244	0.011	362.1	124.4
168	6/17/2010 17:00	1700	11.78	49.23	4.63	19.58	160.8	33.78	14.23	17.24	0.245	0.014	361.8	124.1
168	6/17/2010 18:00	1800	12.06	45.79	2.537	345.8	159.7	24.16	14.56	16.75	0.246	0.011	361.9	124.2
168	6/17/2010 19:00	1900	13.37	38.45	2.184	301.8	185.3	44.12	14.79	17.73	0.246	0.014	361.6	123.9
168	6/17/2010 20:00	2000	13.68	36.25	2.559	271.6	143.5	23.7	15.2	17.32	0.247	0.014	361.9	124.2
168	6/17/2010 21:00	2100	13.96	33.77	3.657	279.4	84.6	22.05	15.49	17.09	0.248	0.013	361.5	123.8
168	6/17/2010 22:00	2200	13.18	37.32	2.02	316.2	0.901	8.17	15.65	16.33	0.249	0.015	361.9	124.2
168	6/17/2010 23:00	2300	12.12	44.69	1.891	336.2	-41.59	-7.53	15.55	15.1	0.248	0.013	361.8	124.1
168	6/18/2010 0:00	2400	10.52	54.12	2.114	29.15	-37.33	-17.23	15.22	13.83	0.247	0.014	362	124.3
169	6/18/2010 1:00	100	10.03	54.19	1.747	25.3	-35.26	-19.44	14.77	12.92	0.245	0.013	362	124.3
169	6/18/2010 2:00	200	9.64	55.81	1.374	27.01	-34.78	-19.42	14.3	12.24	0.243	0.014	362	124.3
169	6/18/2010 3:00	300	9.24	58.52	1.013	2.779	-27.71	-19.04	13.87	11.7	0.241	0.013	362	124.3
169	6/18/2010 4:00	400	8.68	61.36	0.909	335.9	-26.7	-17.53	13.48	11.31	0.239	0.014	362	124.3
169	6/18/2010 5:00	500	8.45	68.28	0.921	357.6	-55.54	-17.93	13.14	10.93	0.238	0.014	362.1	124.4
169	6/18/2010 6:00	600	8.08	73.2	1.392	27.72	-49.32	-18.54	12.82	10.53	0.237	0.014	362	124.3
169	6/18/2010 7:00	700	7.92	74.5	1.123	352.5	-26.81	-13.85	12.52	10.4	0.235	0.013	362.1	124.4
169	6/18/2010 8:00	800	8.41	72.4	1.518	318.6	47.43	-5.835	12.29	10.57	0.235	0.013	362	124.3
169	6/18/2010 9:00	900	9.27	68.53	0.99	232.6	80.2	9.08	12.18	11.42	0.234	0.013	362	124.3
169	6/18/2010 10:00	1000	10.39	65.15	0.436	344.6	86.3	17.43	12.27	12.28	0.235	0.01	362.1	124.4
169	6/18/2010 11:00	1100	11.64	53.72	1.167	35.93	215.5	38.15	12.52	13.86	0.236	0.011	362	124.3
169	6/18/2010 12:00	1200	11.5	55.45	1.07	159.9	95.7	38.22	12.96	15.19	0.237	0.013	362	124.3
169	6/18/2010 13:00	1300	10.52	65.2	2.158	249.5	62.37	20.3	13.4	14.79	0.239	0.012	362	124.3
169	6/18/2010 14:00	1400	10.11	70.4	0.881	344.2	45.68	16.43	13.65	14.65	0.24	0.013	363.1	125.4
169	6/18/2010 15:00	1500	8.58	81.8	2.735	267.5	13.01	-2.141	13.79	13.76	0.24	0.014	364	126.3
169	6/18/2010 16:00	1600	7.47	85.1	4.385	267.7	38.94	-9.91	13.68	12.72	0.24	0.014	364.7	127
169	6/18/2010 17:00	1700	7.02	82.3	3.111	242.1	22.77	-11.97	13.44	12.08	0.239	0.015	364.8	127.1
169	6/18/2010 18:00	1800	7.54	81.5	1.005	180.3	97.7	2.301	13.18	12.13	0.239	0.014	365.1	127.4
169	6/18/2010 19:00	1900	8.47	75.6	1.316	236.6	45.05	20.88	13.11	13.36	0.239	0.014	365	127.3
169	6/18/2010 20:00	2000	8.67	74.4	2.021	291.9	21.49	5.655	13.28	13.15	0.241	0.014	365	127.3
169	6/18/2010 21:00	2100	8.89	70.6	2.69	268.4	28.82	-4.594	13.33	12.47	0.242	0.013	365	127.3
169	6/18/2010 22:00	2200	8.83	70.1	2.515	291.3	3.176	-10.95	13.22	11.82	0.243	0.013	365	127.3
169	6/18/2010 23:00	2300	8.41	70.2	2.118	292.9	-35.17	-19.17	13	11	0.243	0.013	365.2	127.5
169	6/19/2010 0:00	2400	7.22	77.1	0.957	213.4	-65.4	-28.83	12.67	9.97	0.243	0.014	365.1	127.4
170	6/19/2010 1:00	100	6.36	82.5	0.768	122.8	-48.14	-31.17	12.24	9.11	0.242	0.013	365.2	127.5
170	6/19/2010 2:00	200	5.256	86.6	1.112	47.07	-64.95	-30.86	11.79	8.57	0.241	0.014	365.2	127.5
170	6/19/2010 3:00	300	4.791	88.4	0.532	61.43	-66.68	-34.87	11.36	7.82	0.239	0.013	365.2	127.5
170	6/19/2010 4:00	400	4.303	89.3	1.234	37.86	-63.04	-35.22	10.92	7.23	0.238	0.013	365.2	127.5
170	6/19/2010 5:00	500	4.163	86.4	1.51	26.73	-56.21	-34.82	10.49	6.723	0.237	0.013	365.2	127.5
170	6/19/2010 6:00	600	4.478	85.3	1.224	31.33	-33.46	-30.39	10.09	6.436	0.236	0.013	365.3	127.6
170	6/19/2010 7:00	700	6.062	81.6	0.662	41.7	28.95	-13.85	9.78	6.904	0.235	0.01	365.3	127.6
170	6/19/2010 8:00	800	8.55	72.4	0.689	91.6	125	2.64	9.68	7.98	0.235	0.01	365.1	127.4
170	6/19/2010 9:00	900	9.46	68.25	0.61	198.4	221.2	26.65	9.9	9.58	0.236	0.009	365.2	127.5
170	6/19/2010 10:00	1000	10.08	69.08	1.19	152.7	224.9	46.84	10.46	11.96	0.238	0.012	365.2	127.5
170	6/19/2010 11:00	1100	10.45	67.63	2.07	208	277	47.86	11.17	13.39	0.241	0.013	365	127.3
170	6/19/2010 12:00	1200	10.32	69.19	2.377	298.7	167.3	40.17	11.84	14.27	0.243	0.014	365.2	127.5
170	6/19/2010 13:00	1300	11.08	67.46	1.192	357.8	111.8	26.68	12.34	13.95	0.245	0.016	365.7	128
170	6/19/2010 14:00	1400	10.75	73	3.823	315.6	146.4	34.31	12.68	14.59	0.247	0.013	365.5	127.8
170	6/19/2010 15:00	1500	11.01	70.6	2.898	291.7	224.1	30.03	13.07	14.78	0.248	0.015	366.1	128.4
170	6/19/2010 16:00	1600	12.22	60.93	3.97	262.4	208.9	52.37	13.48	16.4	0.25	0.013	365.6	127.9
170	6/19/2010 17:00	1700	12.62	57.05	3.917	273.4	213.9	28.14	13.98	15.85	0.253	0.014	365.9	128.2
170	6/19/2010 18:00	1800	13.38	53.45	2.877	245.5	236.9	24.54	14.25	15.69	0.254	0.012	365.7	128
170	6/19/2010 19:00	1900	13.74	49.67	3.078	271	143.7	30.87	14.46	16.14	0.255	0.014	365.7	128
170	6/19/2010 20:00	2000	14.04	48.08	1.686	280.5	124.2	17.42	14.66	15.56	0.256	0.012	365.8	128.1
170	6/19/2010 21:00	2100	14.22	46.96	1.769	286.8	72.3	12.21	14.76	15.17	0.256	0.012	365.9	128.2
170	6/19/2010 22:00	2200	14.26	47.02	2.178	286.7	54.21	8.26	14.77	14.74	0.256	0.011	365.9	128.2
170	6/19/2010 23:00	2300	13.33	51.54	1.453	250.5	-26.77	-2.409	14.67	14.06	0.256	0.012	365.9	128.2
170	6/20/2010 0:00	2400	11.55	60.84	1.027	338.2	-64.55	-19.62	14.43	12.74	0.255	0.013	365.9	128.2
171	6/20/2010 1:00	100	9.25	64.99	2.251	27.82	-62.88	-30.61	14.01	11.4	0.253	0.012	365.9	128.2
171	6/20/2010 2:00	200	8.29	66.16	2.197	19.78	-61.16	-34.76	13.45	10.26	0.25	0.012	366.1	128.4
171	6/20/2010 3:00	300	7.57	67.91	2.237	19.28	-62.51	-35.65	12.87	9.39	0.248	0.012	366	128.3
171	6/20/2010 4:00	400	6.957	70.5	1.573	8.34	-55.15	-34.92	12.31	8.69	0.245	0.012	365.9	128.2
171	6/20/2010 5:00	500	6.969	74.8	1.179	56.89	-29.02	-28.95	11.81	8.34	0.243	0.013	366	128.3
171	6/20/2010 6:00	600	8.9	68.34	0.985	64.93	23.96	-15.24	11.41	8.59	0.242	0.01	366	128.3
171	6/20/2010 7:00	700	11.08	54.04	1.024	97.7	34.61	2.36	11.22	9.56	0.24	0.011	366	128.3
171	6/20/2010 8:00	800	12.05	47.42	1.059	139.3	116.2	2.797	11.25	10.04	0.241	0.011	366	128.3
171	6/20/2010 9:00	900	12.85	43.27	1.826	147.1	205.1	21.03	11.45	11.14	0.241	0.012	366	128.3
171	6/20/2010 10:00	1000	13.83	39.6	0.847	193.1	232.1	41.54	11.91	13.15	0.243	0.01	366	128.3
171	6/20/2010 11:00	1100	14.93	35.92	1.641	262.8	376.2	64.49	12.5	15.37	0.245	0.013	365.9	128.2
171	6/20/2010 12:00	1200	15.29	36.82	1.683	335.3	224.9	65.84	13.18	17.45	0.248	0.013	365.9	128.2
171	6/20/2010 13:00	1300	14.28	46.76	3.79	26.9	137.8	30.44	13.68	16.64	0.25	0.012	365.8	128.1
171	6/20/2010 14:00	1400	13.91	47.91	3.582	32.32	90.7	10.89	13.96	15.39	0.251	0.014	366.2	128.5
171	6/20/2010 15:00	1500	14.05	46.95	2.749	7	162.6	14.84	14.03	15.01	0.251	0.013	365.9	128.2
171	6/20/2010 16:00	1600	15.71	39.01	0.879	32.28	227	37.96	14.15	16.14	0.251	0.011	365.9	128.2
171	6/20/2010 17:00	1700	16.02	37.29	1.521	346.4	178.5	46.07	14.56	17.42	0.251	0.012	366	128.3
171	6/20/2010 18:00	1800	14.92	44.91	2.869	10.53	70.7	19.87	15.05	16.86	0.253	0.012	365.8	128.1
171	6/20/2010 19:00	1900	14.9	44.48	2.995	91.3	95.6	12.78	15.23	16.12	0.254	0.011	365.7	128
171	6/20/2010 20:00	2000	16.32	38.83	3.18	89.8	166.3	17.97	15.24	16.07	0.253	0.008	365.6	127.9
171	6/20/2010 21:00	2100	16.18	40.72	3.963	51.99	108.5	22.54	15.34	16.46	0.253	0.013	365.8	128.1
171	6/20/2010 22:00	2200	14.35	46.16	3.709	35.18	16.69	4.379	15.49	15.72	0.253	0.013	366.1	128.4
171	6/20/2010 23:00	2300	13.45	50.97	2.799	34.84	-28.37	-7.83	15.4	14.68	0.253	0.012	365.9	128.2
171	6/21/2010 0:00	2400	12.63	54.37	1.744	27.87	-33.63	-15.71	15.1	13.63	0.251	0.013	366	128.3
172	6/21/2010 1:00	100	11.87	58.14	1.606	45.28	-28.79	-17.04	14.7	12.88	0.25	0.013	366.1	128.4
172	6/21/2010 2:00	200	11.28	59.16	1.562	14.13	-26.51	-17.55	14.31	12.32	0.248	0.013	365.9	128.2
172	6/21/2010 3:00	300	10.94	62.3	0.805	21.9	-26.36	-16.8	13.95	11.88	0.246	0.013	365.9	128.2
172	6/21/2010 4:00	400	10.55	65.39	1.067	21.4	-24.33	-16.29	13.62	11.53	0.244	0.013	366	128.3
172	6/21/2010 5:00	500	10.32	65.65	1.409	348.9	-17.95	-16.16	13.32	11.19	0.243	0.013	365.9	128.2
172	6/21/2010 6:00	600	10.38	65.82	1.217	324	-5.048	-13.09	13.05	11.03	0.242	0.013	365.9	128.2
172	6/21/2010 7:00	700	10.51	65.34	0.235	341.5	4.326	-9.11	12.83	11.02	0.241	0.012	365.9	128.2
172	6/21/2010 8:00	800	12.06	59.66	0.241	309.9	95.3	2.35	12.7	11.42	0.24	0.009	366	128.3
172	6/21/2010 9:00	900	13.77	52.54	1.326	110	148.5	23.76	12.74	12.84	0.24	0.013	366	128.3
172	6/21/2010 10:00	1000	14.46	46.87	2.773	226.9	231.9	43.31	13.07	14.63	0.241	0.012	365.9	128.2
172	6/21/2010 11:00	1100	13.78	49.57	4.123	226	208.9	39.97	13.57	15.74	0.243	0.014	364.9	127.2
172	6/21/2010 12:00	1200	12.58	58.28	4.623	260.7	82.2	27.26	14.02	15.96	0.245	0.014	365.6	127.9
172	6/21/2010 13:00	1300	13.6	51.91	3.684	286.7	328.2	35.61	14.33	16.19	0.246	0.01	365.8	128.1
172	6/21/2010 14:00	1400	14.79	49.88	2.663	284	478.8	84.9	14.75	19.38	0.247	0.011	365.7	128
172	6/21/2010 15:00	1500	16.65	39.43	2.117	254.7	492.7	107.6	15.79	22.41	0.25	0.011	365.7	128
172	6/21/2010 16:00	1600	16.48	37.84	2.69	278	183.5	76.3	17.2	23.42	0.255	0.013	365.8	128.1
172	6/21/2010 17:00	1700	14.98	46.56	3.49	213.3	51.82	26.66	18.13	21.37	0.259	0.014	365.7	128
172	6/21/2010 18:00	1800	14.53	54.82	3.394	85.9	218.4	26.46	18.29	20.2	0.26	0.012	365.9	128.2
172	6/21/2010 19:00	1900	13.87	57.47	3.957	55.22	74.7	19.53	18.28	19.93	0.259	0.013	365.9	128.2
172	6/21/2010 20:00	2000	14.65	52.46	2.525	86.8	103.2	10.84	18.21	18.87	0.259	0.011	365.8	128.1

Faro Meteorological Data
January 01 - December 31, 2010

Faro Climate Station - 2010 data
Note: Cumulative precipitation is calculated in column 'V', while raw instrument numbers are seen in column 'U'. -0.1

Julian Day	Date	Hr	Tair	RH %	WindV	WindD	NetRad	SoilHF	SoilT2	SoilT3	Soil W	SnoD	Precip	Precip (rev)
172	6/21/2010 21:00	2100	14.26	52.58	1.135	76.9	1.827	5.302	18.05	18.26	0.257	0.012	365.8	128.1
172	6/21/2010 22:00	2200	13.35	57.88	1.176	49.67	-20.02	-5.705	17.82	17.15	0.256	0.013	365.7	128
172	6/21/2010 23:00	2300	12.2	62.31	1.72	274.8	-33.01	-14.75	17.45	16.05	0.254	0.012	365.8	128.1
172	6/22/2010 0:00	2400	10.9	69.15	1.831	146	-46.92	-21.19	17	15.01	0.252	0.013	365.7	128
173	6/22/2010 1:00	100	9.99	72.2	1.716	18.13	-41.24	-25.11	16.49	14.02	0.25	0.012	365.9	128.2
173	6/22/2010 2:00	200	9.56	76.5	1.579	305.8	-31.96	-23.5	15.96	13.36	0.248	0.013	365.8	128.1
173	6/22/2010 3:00	300	9.07	80.4	1.088	302	-26.89	-21.78	15.48	12.87	0.246	0.013	365.8	128.1
173	6/22/2010 4:00	400	8.71	82.2	0.642	287.1	-28.01	-20.36	15.07	12.49	0.244	0.013	365.8	128.1
173	6/22/2010 5:00	500	8.7	79.2	0.646	125.2	-33.35	-20.2	14.7	12.12	0.243	0.013	365.8	128.1
173	6/22/2010 6:00	600	8.71	77.5	0.838	318.3	-36.9	-23.17	14.36	11.62	0.241	0.013	365.8	128.1
173	6/22/2010 7:00	700	9.46	71.7	0.544	46.41	23.01	-16.43	14.02	11.42	0.24	0.009	365.8	128.1
173	6/22/2010 8:00	800	11.13	66.99	0.505	96.2	64.87	2.222	13.78	12.19	0.239	0.01	365.8	128.1
173	6/22/2010 9:00	900	11.16	65.6	1.366	217.8	74.1	10.43	13.78	12.99	0.239	0.012	365.8	128.1
173	6/22/2010 10:00	1000	11.27	61.79	2.254	237.9	80.9	11.27	13.91	13.46	0.239	0.011	365.7	128
173	6/22/2010 11:00	1100	12.42	56.07	1.773	249.2	261.1	26.49	14.07	14.3	0.24	0.013	365.8	128.1
173	6/22/2010 12:00	1200	13.51	51.53	2.306	246.8	255	69.53	14.39	17.64	0.241	0.014	365.8	128.1
173	6/22/2010 13:00	1300	13.74	54.44	3.218	216.2	249.6	44.42	14.93	18	0.243	0.013	365.7	128
173	6/22/2010 14:00	1400	14.55	51.88	3.641	188	414.6	71.1	15.53	19.97	0.246	0.013	365.9	128.2
173	6/22/2010 15:00	1500	15.23	47.94	3.212	192.8	288.5	68.62	16.43	21.25	0.248	0.014	365.8	128.1
173	6/22/2010 16:00	1600	15.49	46	3.226	243.3	293.5	63.36	17.33	21.78	0.252	0.011	365.7	128
173	6/22/2010 17:00	1700	15.57	44.63	2.82	219.9	226.2	58.11	18.05	22.4	0.254	0.012	365.5	127.8
173	6/22/2010 18:00	1800	15.17	45.39	3.11	187.6	34.62	25.48	18.62	21.37	0.256	0.014	365.7	128
173	6/22/2010 19:00	1900	14.49	50.01	3.804	300.9	91.1	11.53	18.74	19.85	0.257	0.013	364.9	127.2
173	6/22/2010 20:00	2000	12.93	55.07	3.004	286	-7.28	-2.119	18.58	18.67	0.256	0.013	365.7	128
173	6/22/2010 21:00	2100	12.18	63.84	2.186	61.41	-49.09	-15.65	18.26	17.17	0.254	0.014	365.6	127.9
173	6/22/2010 22:00	2200	11.39	69.83	3.618	37.97	-3.539	-17.12	17.8	16.12	0.252	0.012	365.7	128
173	6/22/2010 23:00	2300	11.18	71.4	2.548	5.042	-23.38	-19.33	17.32	15.29	0.25	0.013	365.8	128.1
173	6/23/2010 0:00	2400	10.39	79.3	1.988	251	-51.03	-21.53	16.85	14.55	0.248	0.014	366.1	128.4
174	6/23/2010 1:00	100	9.47	82.5	0.904	201	-48.09	-26.38	16.38	13.68	0.246	0.013	366.6	128.9
174	6/23/2010 2:00	200	8.74	84.5	1.128	219.6	-45.56	-26.31	15.88	13.02	0.244	0.013	366.5	128.8
174	6/23/2010 3:00	300	8.19	85.5	1.174	186.4	-41.17	-26.26	15.41	12.47	0.242	0.013	366.6	128.9
174	6/23/2010 4:00	400	7.62	88.5	1.057	170	-32.35	-25.35	14.98	12	0.24	0.013	366.6	128.9
174	6/23/2010 5:00	500	7.52	88.3	0.782	228	-33.53	-23.22	14.58	11.68	0.239	0.014	366.7	129
174	6/23/2010 6:00	600	7.47	88.1	1.167	185.2	-33.17	-21.97	14.24	11.4	0.238	0.014	366.7	129
174	6/23/2010 7:00	700	7.78	84.5	1.462	159.9	-18.78	-16.18	13.94	11.35	0.237	0.014	366.7	129
174	6/23/2010 8:00	800	8.3	80.3	2.693	168.4	-26.87	-8.63	13.73	11.63	0.237	0.013	366.9	129.2
174	6/23/2010 9:00	900	7.9	84.8	2.712	169.8	13.25	-11.8	13.61	11.48	0.237	0.013	366.6	128.9
174	6/23/2010 10:00	1000	8.2	82.8	3.755	166.1	23.34	-4.462	13.48	11.69	0.236	0.012	367	129.3
174	6/23/2010 11:00	1100	8.81	76.8	4.722	167.4	79.2	3.819	13.43	12.16	0.236	0.013	367.1	129.4
174	6/23/2010 12:00	1200	9.1	77.2	4.035	180.2	102.2	8.02	13.48	12.69	0.237	0.014	366.9	129.2
174	6/23/2010 13:00	1300	9.66	75.8	3.682	206.6	206.9	19.45	13.58	13.32	0.237	0.011	367.2	129.5
174	6/23/2010 14:00	1400	9.73	75.2	3.603	226.4	85.9	28.61	13.85	14.91	0.238	0.014	367.2	129.5
174	6/23/2010 15:00	1500	9.83	76.6	3.055	204.9	112.9	21.61	14.22	14.87	0.24	0.013	368.2	130.5
174	6/23/2010 16:00	1600	9.82	75.6	2.394	177.6	122.5	16.28	14.47	14.85	0.242	0.013	368.2	130.5
174	6/23/2010 17:00	1700	10.84	69.07	2.674	180.3	183.7	27.79	14.67	15.66	0.242	0.011	368.3	130.6
174	6/23/2010 18:00	1800	11.28	67.06	3.04	202.9	276.8	31.27	14.95	16.2	0.244	0.012	367.9	130.2
174	6/23/2010 19:00	1900	10.25	74.1	2.949	249.9	23.98	7.4	15.28	15.78	0.246	0.013	368.4	130.7
174	6/23/2010 20:00	2000	10.78	69.65	1.467	234	8.77	5.929	15.36	15.06	0.247	0.015	368.5	130.8
174	6/23/2010 21:00	2100	10.88	66.68	2.534	226.5	-59.78	-5.275	15.32	14.45	0.247	0.013	368.7	131
174	6/23/2010 22:00	2200	9.9	71.5	2.162	220.4	-57.54	-20.04	15.13	13.21	0.247	0.014	368.9	131.2
174	6/23/2010 23:00	2300	9.75	73.8	0.947	217.8	-37.4	-18.93	14.76	12.52	0.246	0.014	369	131.3
174	6/24/2010 0:00	2400	9.31	72	1.664	227.4	-40.86	-22.01	14.39	11.91	0.246	0.014	368.9	131.2
175	6/24/2010 1:00	100	8.96	74.4	1.817	267.2	-64.27	-23.64	14.03	11.31	0.245	0.013	369.2	131.5
175	6/24/2010 2:00	200	8.32	81.1	1.64	280.1	-50.59	-21.89	13.67	10.92	0.244	0.013	369.3	131.6
175	6/24/2010 3:00	300	8.28	80.2	3.509	251.9	-92.5	-23.18	13.34	10.53	0.244	0.013	369.4	131.7
175	6/24/2010 4:00	400	8.03	80.8	1.636	309.7	-57.74	-24.18	13.03	10.07	0.244	0.013	369.3	131.6
175	6/24/2010 5:00	500	8.33	76.7	2.332	318.2	-76.8	-21.35	12.73	9.86	0.244	0.014	369.3	131.6
175	6/24/2010 6:00	600	8.25	76.1	2.636	262.9	-45.67	-19.03	12.47	9.72	0.244	0.013	369.3	131.6
175	6/24/2010 7:00	700	8.01	77.4	2.148	252.2	-8.93	-16.53	12.27	9.64	0.244	0.013	369.3	131.6
175	6/24/2010 8:00	800	7.97	77.8	2.202	248.3	15.24	-12.28	12.1	9.72	0.244	0.013	369.5	131.8
175	6/24/2010 9:00	900	7.93	78.9	2.524	259.2	49.07	-9.28	11.99	9.81	0.244	0.013	369.3	131.6
175	6/24/2010 10:00	1000	8.51	76.8	3.002	266.6	111.9	2.483	11.94	10.36	0.244	0.013	369.2	131.5
175	6/24/2010 11:00	1100	9.4	73.1	2.891	250.4	203	20.07	12.04	11.52	0.245	0.014	369.3	131.6
175	6/24/2010 12:00	1200	9.92	71.9	3.3	270.7	258.9	26.79	12.34	12.67	0.246	0.013	369.2	131.5
175	6/24/2010 13:00	1300	10.62	66.25	3.738	269.5	229.9	27.93	12.77	13.56	0.248	0.013	368.8	131.1
175	6/24/2010 14:00	1400	11.73	61.31	3.912	276	355.7	41.75	13.23	14.71	0.25	0.013	369.1	131.4
175	6/24/2010 15:00	1500	10.92	69.63	3.244	273.9	166.2	33.73	13.8	15.39	0.252	0.016	369.5	131.8
175	6/24/2010 16:00	1600	11.27	66.52	1.63	275.1	191.1	33.32	14.28	15.46	0.254	0.012	369.2	131.5
175	6/24/2010 17:00	1700	12.24	63.29	1.96	332.1	191.9	50.36	14.69	17.26	0.255	0.014	369.2	131.5
175	6/24/2010 18:00	1800	12.17	62.03	2.061	299.8	164.1	20.51	15.22	16.42	0.257	0.011	369.2	131.5
175	6/24/2010 19:00	1900	12.48	59.21	1.627	269.1	96.7	20.93	15.45	16.34	0.258	0.014	369.5	131.8
175	6/24/2010 20:00	2000	12.46	59.71	2.244	282.9	59.01	4.15	15.56	15.42	0.258	0.014	369.3	131.6
175	6/24/2010 21:00	2100	13.93	53.64	0.922	289.4	99.6	9.47	15.48	15.1	0.258	0.011	369.1	131.4
175	6/24/2010 22:00	2200	14.28	48.99	0.947	180.3	60.53	12.66	15.44	15.28	0.257	0.009	369.2	131.5
175	6/24/2010 23:00	2300	13.58	51.47	1.427	201.7	-8.23	2.176	15.43	14.86	0.256	0.012	369.3	131.6
175	6/25/2010 0:00	2400	11.57	60.34	1.836	170.6	-66.65	-20.48	15.27	13.5	0.255	0.013	369.4	131.7
176	6/25/2010 1:00	100	9.78	69.05	1.486	67.57	-66.64	-31.83	14.87	12.06	0.254	0.013	369.5	131.8
176	6/25/2010 2:00	200	8.4	73.7	1.78	23.63	-64.57	-35.47	14.32	10.98	0.251	0.013	369.4	131.7
176	6/25/2010 3:00	300	7.56	76.8	1.713	24.15	-64.36	-36.61	13.76	10.11	0.248	0.013	369.3	131.6
176	6/25/2010 4:00	400	7.12	77.5	1.574	23.34	-61.31	-36.63	13.21	9.39	0.246	0.012	369.4	131.7
176	6/25/2010 5:00	500	6.668	79	1.566	16.33	-53.49	-34.94	12.71	8.86	0.244	0.012	369.4	131.7
176	6/25/2010 6:00	600	6.93	79	1.322	23.52	-32.28	-30.12	12.25	8.55	0.242	0.012	369.4	131.7
176	6/25/2010 7:00	700	8.75	73.9	0.637	32.61	22.17	-12.47	11.9	9.03	0.241	0.01	369.5	131.8
176	6/25/2010 8:00	800	11.51	62.89	0.677	74.9	106.6	-1.587	11.76	9.83	0.24	0.009	369.4	131.7
176	6/25/2010 9:00	900	12.99	57.68	0.508	123.4	200.7	22.43	11.92	11.17	0.24	0.011	369.4	131.7
176	6/25/2010 10:00	1000	13.87	50.39	0.848	260.1	331.9	55.59	12.41	13.88	0.242	0.011	369.4	131.7
176	6/25/2010 11:00	1100	13.78	52.12	2.462	175	316.3	73	13.17	16.82	0.245	0.013	369.3	131.6
176	6/25/2010 12:00	1200	12.56	53.19	4.48	75.4	76.3	18.94	13.99	15.88	0.248	0.013	369.7	132
176	6/25/2010 13:00	1300	13.72	47.02	2.804	52.64	284	23.73	14.28	15.33	0.249	0.007	369.4	131.7
176	6/25/2010 14:00	1400	15.12	40.3	2.513	107.3	344.9	45.91	14.53	16.89	0.25	0.009	369.4	131.7
176	6/25/2010 15:00	1500	14.34	48.48	2.651	223.3	124.3	41.58	15.1	17.81	0.251	0.013	369.2	131.5
176	6/25/2010 16:00	1600	13.68	55.66	2.676	218.9	152.3	21.83	15.64	17.03	0.253	0.012	369.4	131.7
176	6/25/2010 17:00	1700	12.74	62.83	3.494	205.7	91.8	15.29	15.85	16.76	0.254	0.014	369.3	131.6
176	6/25/2010 18:00	1800	14.12	54.77	1.493	188.3	298.6	33.25	15.91	17.09	0.254	0.008	369.2	131.5
176	6/25/2010 19:00	1900	14.04	53.58	3.547	151.2	66.49	38.45	16.18	18.53	0.254	0.013	369.6	131.9
176	6/25/2010 20:00	2000	13.76	55.43	2.809	236.3	98.8	3.884	16.5	16.76	0.256	0.013	369.3	131.6
176	6/25/2010 21:00	2100	13.94	55.19	3.547	233.6	103.6	9.74	16.46	16.44	0.255	0.013	369	131.3
176	6/25/2010 22:00	2200	11.92	66.18	1.594	174.7	-58.1	-2.904	16.44	15.84	0.254	0.013	369.4	131.7
176	6/25/2010 23:00	2300	11.31	68.97	1.145	160.9	-44.5	-20.35	16.23	14.38	0.253	0.014	369.4	131.7
176	6/26/2010 0:00	2400	10.68	69.5	0.989	204.3	-65.79	-27.7	15.78	13.25	0.251	0.013	369.4	131.7
177	6/26/2010 1:00	100	9.62	73.4	1.307	278.4	-59.77	-32.29	15.25	12.19	0.249	0.014	369.4	131.7
177	6/26/2010 2:00	200	9.22	75.8	0.803	100.9	-37.81	-27.43	14.7	11.61	0.247	0.014	369.4	131.7
177	6/26/2010 3:00	300	8.36	79.2	0.721	67.78	-66.54	-29.9	14.22	11.05	0.245	0.014	369.4	131.7
177	6/26/2010 4:00	400	7.39	80.2	0.909	52.28	-50.05	-32.66	13.76	10.32	0.243	0.014	369.4	131.7
177	6/26/2010 5:00	500	7.48	77.4	0.843	55.75	-27.7	-28.04	13.31	9.97	0.241	0.013	369.4	131.7
177	6/26/2010 6:00	600	7.65	76.1	1.075	56.89	-39.68	-25.87	12.94	9.75	0.239	0.013	369.5	131.8
177	6/26/2010 7:00	700	7.9	75.8	1.299	38.9	14.44	-19.08	12.62	9.7	0.238	0.011	369.5	131.8
177	6/26/2010 8:00	800	9.85	65.81	0.96	122.5	90	-6.959	12.42	10.23	0.237	0.011	369.5	131.8
177	6/26/2010 9:00	900	10.57	61.94	1.706	154.9	176.7	13.74	12.46	11.34	0.237	0.011	369.5	131.8
177	6/26/2010 10:00	1000	11.14	57.1	1.932	228.5	304	45.48	12.8	13.65	0.238	0.012	369.2	131.5
177	6/26/2010 11:00	1100	11.77	52.12	2.647	177.7	335.2	67.59	13.38	16.48	0.241	0.014	369.3	131.6
177	6/26/2010 12:00	1200	12.58	46.88	2.2	169.3	390.6	75.9	14.1	18.53	0.243	0.013	369.5	131.8
177	6/26/2010 13:00	1300	12.99	44.62	2.143	206.5	337.7	73.8	14.7	20.15	0.245	0.018	369.3	131.6
177	6/26/2010 14:00	1400	13.01	43.88	2.485	279.3	187.4	61.28	15.43	20.72	0.248	0.013	369	131.3
177	6/26/2010 15:00	1500	13.37	42.19	2.834	286.6	196.2	36.63	16.13	19.9	0.251	0.012	369.2	131.5
177	6/26/2010 16:00	1600	13.89	41.17	3.603	281.3	193	36.92	16.58	19.83	0.252	0.012	369.2	131.5
177	6/26/2010 17:00	1700	14.64	37.98	3.972	292.9	410.2	56.46	16.96	20.72	0.253	0.015	368.9	131.2
177	6/26/2010 18:00	1800	15.22	35.67	4.677	282.5	348.9	69.62	17.57	22.52	0.255	0.011	368.7	131
177	6/26/2010 19:00	1900	15.87	33.52	3.336	260.3	344.9	64.81	18.37	23.18	0.258	0.011	368.7	131
177	6/26/2010 20:00	2000	15.42	34.16	3.389	272.2	124.8	39.88	19.11	22.84	0.26	0.015	368.8	131.1
177	6/26/2010 21:00	2100	15.19	33.4	3.109	282.2	70.9	13.86	19.54	21.06	0.262	0.013	369	131.3
177	6/26/2010 22:00	2200	14.48	34.73	2.471	261.8	-8.33	-3.448	19.49	19.54	0.261	0.014	369.1	131.4
177	6/26/2010 23:00	2300	13.89	37.17	3.002	266.9	-17.48	-9.41	19.13	18.31	0.26	0.014	369.2	131.5
177	6/27/2010 0:00	2400	12.99	39.03	2.835	309.7	-44.5	-20.48	18.64	16.99	0.257	0.013	369.2	131.5
178	6/27/2010 1:00	100	12.26	41.1	1.914	301.5	-41.36	-24.56	18.08	15.84	0.255	0.013	369.2	131.5

Faro Meteorological Data
January 01 - December 31, 2010

Faro Climate Station - 2010 data

Note: Cumulative precipitation is calculated in column 'V', while raw instrument numbers are seen in column 'U'. -0.1

Julian Day	Date	Hr	Tair	RH %	WindV	WindD	NetRad	SoilHF	SoilT2	SoilT3	Soil W	SnoD	Precip	Precip (rev)
178	6/27/2010 2:00	200	11.66	43.13	1.519	272.9	-39.07	-24.27	17.5	15.03	0.252	0.013	369.2	131.5
178	6/27/2010 3:00	300	11.24	43.05	1.867	257.2	-32.62	-24.4	16.98	14.35	0.25	0.013	369.2	131.5
178	6/27/2010 4:00	400	10.62	44.8	1.749	237	-32.38	-23.57	16.49	13.8	0.248	0.013	369	131.3
178	6/27/2010 5:00	500	9.75	48.23	1.809	205.1	-33.51	-24.65	16.05	13.25	0.246	0.013	369.1	131.4
178	6/27/2010 6:00	600	9.18	51.04	1.622	175.6	-23.52	-24.21	15.64	12.76	0.244	0.013	369.1	131.4
178	6/27/2010 7:00	700	8.89	53.45	1.538	175	-8.58	-20.64	15.25	12.49	0.243	0.013	369.2	131.5
178	6/27/2010 8:00	800	8.84	55.58	1.551	166.6	21.91	-14.15	14.94	12.46	0.241	0.014	369.2	131.5
178	6/27/2010 9:00	900	9.17	55.23	2.041	168.4	39.08	-6.852	14.72	12.7	0.241	0.013	369.1	131.4
178	6/27/2010 10:00	1000	9.38	54.83	2.068	214.1	70.5	-0.102	14.6	13.03	0.24	0.012	369.2	131.5
178	6/27/2010 11:00	1100	9.85	55.62	1.625	210.2	82.1	11.21	14.6	13.79	0.24	0.012	369	131.3
178	6/27/2010 12:00	1200	10.18	54.4	2.461	229.5	75.7	7.92	14.72	14.07	0.241	0.013	369.1	131.4
178	6/27/2010 13:00	1300	10.33	55.1	2.146	231.1	116.2	7.24	14.84	14.16	0.241	0.013	368.7	131
178	6/27/2010 14:00	1400	11.56	49.98	1.915	270.1	411.2	46.94	14.97	16.11	0.241	0.009	369	131.3
178	6/27/2010 15:00	1500	12.76	45.14	1.519	296.3	319.7	78.1	15.63	19.51	0.243	0.015	369	131.3
178	6/27/2010 16:00	1600	13.73	40.65	1.515	23.82	277.7	62.54	16.77	20.59	0.248	0.008	369	131.3
178	6/27/2010 17:00	1700	13.89	44.87	2.84	51.3	141.9	48.82	17.66	20.94	0.251	0.011	369	131.3
178	6/27/2010 18:00	1800	13.17	50.51	2.702	47.06	6.111	13.66	18.2	19.47	0.254	0.014	369.5	131.8
178	6/27/2010 19:00	1900	11.75	64.94	3.02	46	-72.9	-15.48	18.2	17.34	0.254	0.012	369.9	132.2
178	6/27/2010 20:00	2000	11.16	67.25	3.199	32.34	-2.437	-17.01	17.76	16.02	0.252	0.012	369.8	132.1
178	6/27/2010 21:00	2100	11.29	63.92	2.181	39.94	6.126	-16.23	17.25	15.26	0.249	0.012	369.9	132.2
178	6/27/2010 22:00	2200	9.83	75.8	3.239	155.5	-37.17	-21.87	16.8	14.46	0.247	0.013	370	132.3
178	6/27/2010 23:00	2300	8.62	82.5	2.367	161.9	-50.65	-30.55	16.31	13.29	0.245	0.013	372.7	135
178	6/28/2010 0:00	2400	7.49	88.4	3.304	164.9	-37.7	-39.36	15.75	12.2	0.243	0.013	375.5	137.8
179	6/28/2010 1:00	100	7.2	90	0.718	151.1	-28.49	-34.67	15.14	11.51	0.241	0.013	376.1	138.4
179	6/28/2010 2:00	200	7.23	87.9	1.092	206.2	-32.67	-27.82	14.6	11.33	0.247	0.013	376.1	138.4
179	6/28/2010 3:00	300	6.986	88.7	1.401	186.2	-30.99	-27.64	14.2	11.01	0.263	0.013	376.7	139
179	6/28/2010 4:00	400	6.766	91.3	1.95	174.8	-27.12	-26.44	13.86	10.72	0.274	0.013	376.8	139.1
179	6/28/2010 5:00	500	6.753	91.4	1.903	163.9	-28.03	-26.01	13.54	10.41	0.279	0.013	376.7	139
179	6/28/2010 6:00	600	6.8	89.2	1.772	153.8	-32.01	-23.63	13.25	10.22	0.28	0.013	376.8	139.1
179	6/28/2010 7:00	700	6.958	83.5	1.396	242.1	-24.81	-19.51	13.01	10.16	0.28	0.013	376.6	138.9
179	6/28/2010 8:00	800	6.875	84.4	1.183	247.2	-8.14	-15.46	12.82	10.23	0.279	0.012	376.7	139
179	6/28/2010 9:00	900	7.14	82.4	1.57	247.5	37.07	-8.04	12.71	10.49	0.278	0.012	376.6	138.9
179	6/28/2010 10:00	1000	7.18	81.8	2.09	214.8	65.29	-4.097	12.67	10.81	0.278	0.014	376.6	138.9
179	6/28/2010 11:00	1100	7.71	78.5	1.998	230	110.2	2.059	12.71	11.2	0.278	0.011	376.6	138.9
179	6/28/2010 12:00	1200	8.75	73	2.385	210	308.3	26.18	12.82	12.4	0.278	0.013	376.8	139.1
179	6/28/2010 13:00	1300	10.02	69.3	3.055	232.2	425.4	57.49	13.19	14.8	0.279	0.014	376.6	138.9
179	6/28/2010 14:00	1400	10.76	66.02	3.111	234.7	389.6	51.29	13.86	16.1	0.281	0.012	376.5	138.8
179	6/28/2010 15:00	1500	11.3	61.94	2.864	227.7	242.4	32.3	14.56	16.15	0.283	0.011	376.5	138.8
179	6/28/2010 16:00	1600	12.28	58.5	3.557	235.9	415.1	48.27	15.05	16.9	0.285	0.009	376.5	138.8
179	6/28/2010 17:00	1700	11.05	67.39	2.959	118.9	114.1	24.26	15.56	16.88	0.285	0.013	376.7	139
179	6/28/2010 18:00	1800	9.88	73.7	2.266	269.7	56.48	0.537	15.82	15.54	0.285	0.012	376.8	139.1
179	6/28/2010 19:00	1900	11.24	65.99	1.582	38.12	67.68	4.987	15.72	15.05	0.283	0.007	376.6	138.9
179	6/28/2010 20:00	2000	13.57	53.08	1.593	305.6	210.4	26.72	15.66	15.96	0.282	0.01	376.7	139
179	6/28/2010 21:00	2100	13.09	52.15	1.114	324.7	30.85	11.24	15.94	15.88	0.282	0.011	376.7	139
179	6/28/2010 22:00	2200	13.24	53.08	1.189	337.8	-0.139	-6.767	16.07	14.82	0.282	0.009	376.7	139
179	6/28/2010 23:00	2300	11.7	60.86	1.934	26.18	-31.21	-13.89	15.88	14.06	0.281	0.012	376.9	139.2
179	6/29/2010 0:00	2400	10.04	67.83	1.848	40.49	-32.14	-28.02	15.53	12.79	0.279	0.013	376.8	139.1
180	6/29/2010 1:00	100	9.49	70.3	1.122	19.91	-63.27	-29.42	15.05	11.97	0.275	0.012	376.6	138.9
180	6/29/2010 2:00	200	8	74.8	1.417	23.7	-68.7	-36.7	14.56	10.97	0.273	0.012	376.8	139.1
180	6/29/2010 3:00	300	7.22	77.4	1.738	21.3	-66.68	-39.11	14.02	10.09	0.27	0.012	376.8	139.1
180	6/29/2010 4:00	400	6.605	80.3	1.245	348.8	-64.27	-38.73	13.48	9.41	0.267	0.012	376.8	139.1
180	6/29/2010 5:00	500	6.267	79.4	1.476	15.98	-57.45	-37.55	12.97	8.88	0.265	0.012	376.9	139.2
180	6/29/2010 6:00	600	6.417	79	1.591	357.7	-39.55	-34.37	12.51	8.5	0.263	0.011	376.9	139.2
180	6/29/2010 7:00	700	7.65	76.1	0.547	355.8	28.41	-17.14	12.13	8.85	0.261	0.01	376.9	139.2
180	6/29/2010 8:00	800	9.75	69.35	0.57	125.3	88.7	-4.779	11.96	9.71	0.26	0.009	376.8	139.1
180	6/29/2010 9:00	900	11.32	63.48	0.607	351.9	188.1	13.12	12.08	10.71	0.26	0.013	376.7	139
180	6/29/2010 10:00	1000	11.78	61.58	2.167	290.1	219.8	42.58	12.47	13.09	0.261	0.012	376.5	138.8
180	6/29/2010 11:00	1100	12.29	58.85	2.437	300.5	111.9	19.18	13.03	13.4	0.264	0.01	376.6	138.9
180	6/29/2010 12:00	1200	12.76	57.01	4.736	294.1	247	23.35	13.39	13.69	0.265	0.011	376.3	138.6
180	6/29/2010 13:00	1300	13.33	55.34	4.225	308.1	226.2	26.18	13.67	14.29	0.266	0.011	376.7	139
180	6/29/2010 14:00	1400	13.76	48.83	4.841	348.7	256.6	32.34	14.02	15.12	0.267	0.011	375.7	138
180	6/29/2010 15:00	1500	13.38	53.98	3.529	344	149	20.14	14.41	14.94	0.268	0.012	376.8	139.1
180	6/29/2010 16:00	1600	12.45	63.14	4.542	334.8	33.94	10.05	14.67	14.83	0.268	0.013	377.2	139.5
180	6/29/2010 17:00	1700	10.46	77.6	4.714	302.4	64.34	-2.838	14.76	13.81	0.268	0.013	376.4	138.7
180	6/29/2010 18:00	1800	9.88	82.6	1.96	214.3	29.07	-5.987	14.63	13.21	0.268	0.013	377.6	139.9
180	6/29/2010 19:00	1900	9.63	84.9	2.648	50.04	-20.18	-6.503	14.45	13.07	0.267	0.014	379.3	141.6
180	6/29/2010 20:00	2000	10.03	80.9	1.302	46.51	-4.309	-5.816	14.27	12.63	0.268	0.015	379.1	141.4
180	6/29/2010 21:00	2100	9.92	81.4	0.953	275.5	-36.7	-7.34	14.08	12.46	0.273	0.013	379.1	141.4
180	6/29/2010 22:00	2200	9.75	85.9	1.436	297.6	-15.51	-9.79	13.92	12.12	0.277	0.013	379.4	141.7
180	6/29/2010 23:00	2300	9.39	89.6	0.814	242.5	-18.84	-8.51	13.74	11.93	0.278	0.014	379.4	141.7
180	6/30/2010 0:00	2400	8.96	90.6	0.9	90.6	-26.34	-12.66	13.57	11.62	0.281	0.012	380.7	143
181	6/30/2010 1:00	100	8.64	87.5	1.892	16.38	-39.34	-18.51	13.37	11.09	0.283	0.011	381.2	143.5
181	6/30/2010 2:00	200	8.09	87.2	1.871	25.48	-36.7	-19.68	13.12	10.67	0.294	0.012	381.6	143.9
181	6/30/2010 3:00	300	7.58	91.7	1.23	186.6	-24.98	-20.58	12.85	10.27	0.301	0.012	382.1	144.4
181	6/30/2010 4:00	400	7.52	92.1	0.556	205.1	-23.79	-18.04	12.59	10.08	0.309	0.012	382.1	144.4
181	6/30/2010 5:00	500	7.29	94.7	0.72	226.3	-16.49	-16.42	12.37	9.94	0.31	0.011	382.1	144.4
181	6/30/2010 6:00	600	7.14	93.2	0.683	270.4	-8.44	-14.18	12.19	9.88	0.309	0.011	382.2	144.5
181	6/30/2010 7:00	700	7.26	89.8	1.15	105.2	20.77	-11.28	12.05	9.88	0.307	0.011	382.1	144.4
181	6/30/2010 8:00	800	8.11	87.3	1.166	194.6	72.5	9.51	11.97	10.71	0.306	0.014	382.1	144.4
181	6/30/2010 9:00	900	8.03	88.7	1.361	180.8	35.09	9.97	12.1	11.38	0.306	0.01	382.2	144.5
181	6/30/2010 10:00	1000	8.48	83.6	0.639	239.5	44.45	11.49	12.28	11.69	0.306	0.013	382.1	144.4
181	6/30/2010 11:00	1100	8.92	79.8	2.36	216.1	31.38	14.68	12.46	12.12	0.306	0.012	382.4	144.7
181	6/30/2010 12:00	1200	9.78	70.9	3.399	159.5	91.4	13.37	12.67	12.38	0.306	0.012	381.9	144.2
181	6/30/2010 13:00	1300	10.93	66.24	3.777	160.7	342.2	31.11	12.86	13.26	0.305	0.01	382.6	144.9
181	6/30/2010 14:00	1400	11.84	63.61	3.883	169.2	555.6	63.77	13.22	15.39	0.304	0.011	382.2	144.5
181	6/30/2010 15:00	1500	12.37	58.55	2.522	173.3	326.5	61.25	13.98	16.96	0.305	0.01	382.2	144.5
181	6/30/2010 16:00	1600	12.93	53.2	1.663	143.9	174.2	36.89	14.79	16.71	0.307	0.011	382	144.3
181	6/30/2010 17:00	1700	13.19	52.13	2.058	158.2	129.9	24.35	15.2	16.33	0.307	0.012	382.2	144.5
181	6/30/2010 18:00	1800	13.18	56.19	3.179	188.2	167.3	14.87	15.38	15.74	0.305	0.012	382.5	144.8
181	6/30/2010 19:00	1900	11.32	71.3	3.926	272.4	84.4	4.544	15.38	15.1	0.303	0.012	382.1	144.4
181	6/30/2010 20:00	2000	10.73	71.3	2.545	285.5	48.9	-8.14	15.25	14.07	0.3	0.013	382.2	144.5
181	6/30/2010 21:00	2100	10.57	75.4	3.129	258.5	34.93	-8.64	15.02	13.52	0.298	0.013	382.3	144.6
181	6/30/2010 22:00	2200	10.13	79.1	1.743	265.5	-15.9	-15.1	14.76	12.81	0.295	0.013	381.4	143.7
181	6/30/2010 23:00	2300	9.67	79.8	1.667	243.4	-22.34	-18.17	14.44	12.18	0.293	0.013	382.2	144.5
182	7/1/2010 0:00	2400	9.11	82.2	0.875	212.7	-43.33	-22.31	14.1	11.54	0.29	0.013	382.2	144.5
182	7/1/2010 1:00	100	8.87	82.4	0.651	200.9	-18.99	-20.05	13.73	11.09	0.288	0.013	382.2	144.5
182	7/1/2010 2:00	200	8.36	86	1.787	287.4	-37.01	-19.03	13.41	10.86	0.286	0.012	382.2	144.5
182	7/1/2010 3:00	300	7.76	88	1.137	208.7	-48.34	-26.36	13.11	10.2	0.284	0.013	382.2	144.5
182	7/1/2010 4:00	400	7.67	87.4	0.697	150.8	-13.63	-21.21	12.78	9.91	0.282	0.013	382.2	144.5
182	7/1/2010 5:00	500	7.53	86.5	0.618	226	-25.16	-18.65	12.5	9.84	0.28	0.012	382.2	144.5
182	7/1/2010 6:00	600	7.26	87.7	0.604	190.6	-4.048	-16.49	12.28	9.72	0.28	0.012	382.2	144.5
182	7/1/2010 7:00	700	7.33	88.6	1.313	261.5	19.41	-11.07	12.1	9.84	0.278	0.012	382.3	144.6
182	7/1/2010 8:00	800	7.62	89.3	1.714	275.2	61.13	-3.096	12	10.18	0.278	0.014	382.2	144.5
182	7/1/2010 9:00	900	8.09	88.2	1.758	276.3	85.9	4.534	12.01	10.72	0.277	0.012	381.9	144.2
182	7/1/2010 10:00	1000	9.11	84.7	3.15	286.3	145.5	12.69	12.12	11.4	0.278	0.013	382	144.3
182	7/1/2010 11:00	1100	9.88	83.1	4.833	291.4	126.8	15.47	12.33	12.06	0.278	0.012	381.7	144
182	7/1/2010 12:00	1200	10.05	83.9	4.706	297.3	123.5	14.66	12.56	12.3	0.279	0.012	382.5	144.8
182	7/1/2010 13:00	1300	10.71	80.9	5.378	296.8	260.4	21.61	12.8	12.99	0.281	0.014	381.6	143.9
182	7/1/2010 14:00	1400	12.1	73.8	6.265	288	482.6	40.87	13.13	14.21	0.282	0.016	381.9	144.2
182	7/1/2010 15:00	1500	12.36	73.9	5.55	281.6	273.5	41.23	13.71	15.4	0.283	0.013	382.3	144.6
182	7/1/2010 16:00	1600	13.44	67.89	5.57	287.4	493	43.96	14.32	15.88	0.286	0.012	382.6	144.9
182	7/1/2010 17:00	1700	13.82	67.65	4.948	276.9	340.7	49.04	14.86	17.25	0.287	0.013	381.9	144.2
182	7/1/2010 18:00	1800	13.42	67.3	3.592	264.9	79.7	26.48	15.42	16.88	0.288	0.011	382.4	144.7
182	7/1/2010 19:00	1900	13.51	65.16	3.774	267.6	83.7	3.798	15.63	15.5	0.288	0.012	382.5	144.8
182	7/1/2010 20:00	2000	13.32	68.15	3.427	266.1	72.5	3.328	15.52	14.94	0.286	0.012	382.3	144.6
182	7/1/2010 21:00	2100	11.62	77.9	4.971	287.2	-46.97	-8.39	15.36	14.19	0.284	0.014	382.3	144.6
182	7/1/2010 22:00	2200	10.62	79.5	2.393	279.1	-58.76	-19.85	15.07	13	0.282	0.013	382.4	144.7
182	7/1/2010 23:00	2300	10.22	82.2	1.302	186	-43.92	-19.19	14.67	12.35	0.28	0.013	382.3	144.6
183	7/2/2010 0:00	2400	9.42	87.9	1.158	138.6	-59.03	-23.93	14.27	11.64	0.278	0.012	382.4	144.7
183	7/2/2010 1:00	100	8.78	89.2	0.9	140.1	-52.89	-27.26	13.85	10.9	0.275	0.013	382.4	144.7
183	7/2/2010 2:00	200	8.35	88.6	1.013	62.55	-44.39	-25.06	13.44	10.45	0.273	0.013	382.3	144.6
183	7/2/2010 3:00	300	8.41	89	0.788	108.8	-30.05	-21.81	13.07	10.17	0.271	0.013	382.4	144.7
183	7/2/2010 4:00	400	8.44	89	0.951	94.4	-41.85	-20.91	12.76	9.97	0.27	0.013	382.4	144.7
183	7/2/2010 5:00	500	8.25	89.2	0.787	79.4	-37.93	-21.74	12.49	9.66	0.269	0.012	382.3	144.6
183	7/2/2010 6:00	600	8.25	89.2	0.517	91.7	-4.665	-17.18	12.24	9.55	0.268	0.013	382.3	144.6

Faro Meteorological Data
January 01 - December 31, 2010

Faro Climate Station - 2010 data

Note: Cumulative precipitation is calculated in column 'V', while raw instrument numbers are seen in column 'U'. -0.1

Julian Day	Date	Hr	Tair	RH %	WindV	WindD	NetRad	SoilHF	SoilT2	SoilT3	Soil W	SnoD	Precip	Precip (rev)
183	7/2/2010 7:00	700	9.3	85	0.671	79.3	42.36	-6.123	12.05	9.93	0.267	0.012	382.4	144.7
183	7/2/2010 8:00	800	10.53	78.9	0.621	205.9	124.2	11.62	12.02	10.96	0.267	0.012	382.5	144.8
183	7/2/2010 9:00	900	11.43	76.2	2.674	296.9	173.8	26.41	12.23	12.28	0.268	0.013	381.8	144.1
183	7/2/2010 10:00	1000	11.78	75.4	3.69	289.7	156.7	22.86	12.64	12.95	0.269	0.013	381.9	144.2
183	7/2/2010 11:00	1100	12.11	75	3.745	282.3	140.3	20.66	13.01	13.34	0.271	0.013	382.1	144.4
183	7/2/2010 12:00	1200	12.33	74.1	5.004	285.4	166.9	17.95	13.32	13.51	0.272	0.013	382.5	144.8
183	7/2/2010 13:00	1300	13.31	70.6	5.125	275.5	414.7	42.76	13.58	14.78	0.272	0.014	382.2	144.5
183	7/2/2010 14:00	1400	12.17	77.9	3.453	243.5	72.9	27.07	14.01	15.45	0.273	0.013	382.3	144.6
183	7/2/2010 15:00	1500	10.72	85.9	2.788	128.8	16.38	5.038	14.33	14.48	0.274	0.012	391.1	153.4
183	7/2/2010 16:00	1600	10.79	86.4	1.27	192.8	116.5	-0.231	14.31	13.45	0.275	0.013	392.4	154.7
183	7/2/2010 17:00	1700	13.36	73.9	3.058	270.2	368.9	67.22	14.25	16.07	0.39	0.012	391.7	154
183	7/2/2010 18:00	1800	14.21	65.2	5.651	288.4	433.6	57.48	14.79	17.62	0.387	0.013	391.9	154.2
183	7/2/2010 19:00	1900	14.58	65.27	4.063	267.3	288	46.4	15.43	17.95	0.373	0.011	391.9	154.2
183	7/2/2010 20:00	2000	14.75	65.13	3.74	257.4	197.6	22.62	15.9	17.22	0.362	0.013	392.2	154.5
183	7/2/2010 21:00	2100	13.94	68.72	3.898	257.2	76.1	4.866	16.12	16.24	0.354	0.012	392.3	154.6
183	7/2/2010 22:00	2200	12.93	70.3	2.56	292.2	-8.44	-2.788	16.04	15.39	0.346	0.013	392.7	155
183	7/2/2010 23:00	2300	10.74	84.3	1.856	290.6	-44.46	-19.1	15.78	14.12	0.34	0.013	394.3	156.6
184	7/3/2010 0:00	2400	9.83	92.2	1.113	281.6	-28.71	-20.16	15.38	13.28	0.349	0.013	396	158.3
184	7/3/2010 1:00	100	9.58	88.9	0.861	66.94	-46.53	-22.1	14.95	12.62	0.399	0.01	396	158.3
184	7/3/2010 2:00	200	9.16	86.6	0.927	31.01	-49.21	-23.67	14.55	12.03	0.403	0.009	395.9	158.2
184	7/3/2010 3:00	300	8.89	85.8	1.117	22.86	-42.87	-22.97	14.16	11.53	0.382	0.008	396	158.3
184	7/3/2010 4:00	400	8.96	86.8	0.927	9.05	-38.87	-20.01	13.82	11.27	0.368	0.008	395.9	158.2
184	7/3/2010 5:00	500	8.81	90	0.6	7.41	-24.45	-17.44	13.53	11.08	0.358	0.008	396	158.3
184	7/3/2010 6:00	600	9.05	89.2	0.701	59.9	-12.71	-14.63	13.29	10.98	0.351	0.008	396	158.3
184	7/3/2010 7:00	700	9.73	86	0.481	80.2	19.99	-5.796	13.11	11.18	0.345	0.007	396	158.3
184	7/3/2010 8:00	800	10.7	84.2	0.683	91.1	61.43	5.364	13.04	11.78	0.341	0.008	396.1	158.4
184	7/3/2010 9:00	900	11.1	83.5	0.779	190.1	106.4	19.43	13.11	12.7	0.338	0.011	396	158.3
184	7/3/2010 10:00	1000	11.15	84.7	2.048	200	80.4	24.27	13.34	13.59	0.336	0.009	396.2	158.5
184	7/3/2010 11:00	1100	10.01	90.4	2.167	237.1	45.85	2.997	13.6	13.08	0.335	0.006	396.7	159
184	7/3/2010 12:00	1200	10.55	88.4	1.854	284	103.7	18.32	13.68	13.5	0.341	0.01	396.9	159.2
184	7/3/2010 13:00	1300	11.88	81.2	2.059	248.8	346.1	50.13	13.87	15.11	0.343	0.017	396.6	158.9
184	7/3/2010 14:00	1400	12.23	75.3	3.525	227.4	439.8	68.08	14.39	17.39	0.342	0.014	397	159.3
184	7/3/2010 15:00	1500	12.24	72.5	3.059	219.7	351.6	56.99	15.15	18.13	0.342	0.013	396.3	158.6
184	7/3/2010 16:00	1600	11.88	75	3.415	209.5	206.8	34.57	15.81	17.81	0.34	0.01	396.1	158.4
184	7/3/2010 17:00	1700	10.88	81.7	3.435	194.2	29.25	2.369	16.11	16.43	0.338	0.011	396.8	159.1
184	7/3/2010 18:00	1800	10.65	81.7	2.145	230	51.71	2.624	16.01	15.54	0.335	0.012	396.8	159.1
184	7/3/2010 19:00	1900	11.55	73.7	1.171	277.4	56.22	15.77	15.83	15.72	0.334	0.01	396.9	159.2
184	7/3/2010 20:00	2000	11.9	71.9	1.822	178.3	27.7	10.93	15.81	15.79	0.333	0.011	397.1	159.4
184	7/3/2010 21:00	2100	11.91	72.6	2.683	235.7	53.41	-0.469	15.79	15.11	0.331	0.01	397	159.3
184	7/3/2010 22:00	2200	9.95	81	2.03	289.1	-20.87	-13.52	15.65	14.23	0.328	0.011	397.1	159.4
184	7/3/2010 23:00	2300	9.37	81.8	1.197	185.9	-42.77	-20.97	15.36	13.28	0.326	0.012	397.6	159.9
185	7/4/2010 0:00	2400	9.08	75.6	1.657	238.4	-78	-23.69	14.98	12.54	0.331	0.011	397.6	159.9
185	7/4/2010 1:00	100	8.44	75	1.44	234.9	-67.05	-27.1	14.57	11.82	0.33	0.011	397.7	160
185	7/4/2010 2:00	200	7.75	76.2	1.651	240.5	-75.8	-26.85	14.16	11.29	0.328	0.012	397.6	159.9
185	7/4/2010 3:00	300	7.31	75.8	2.548	249.2	-75.7	-29.28	13.77	10.71	0.326	0.013	397.7	160
185	7/4/2010 4:00	400	6.922	74.3	3.085	258.4	-54.67	-32.76	13.39	10.06	0.323	0.013	397.6	159.9
185	7/4/2010 5:00	500	6.562	75.1	2.227	265.1	-33.63	-31.35	13	9.59	0.32	0.013	397.6	159.9
185	7/4/2010 6:00	600	6.372	75.4	2.622	255.3	-7.48	-30.01	12.63	9.21	0.317	0.012	397.7	160
185	7/4/2010 7:00	700	6.396	73.7	1.987	239.4	17.09	-23.91	12.31	9.12	0.314	0.013	398.1	160.4
185	7/4/2010 8:00	800	6.449	73.1	3.278	264.1	59.79	-16.22	12.07	9.3	0.312	0.012	397.3	159.6
185	7/4/2010 9:00	900	6.826	71.5	3.802	267	153	-8.25	11.94	9.58	0.31	0.012	397.6	159.9
185	7/4/2010 10:00	1000	7.38	67.48	4.787	254.4	194.8	2.881	11.94	10.36	0.309	0.014	397.7	160
185	7/4/2010 11:00	1100	8.2	64.7	4.724	256.9	255.7	17.08	12.07	11.3	0.309	0.014	397.6	159.9
185	7/4/2010 12:00	1200	8.41	64.84	4.265	268.8	173.1	12.59	12.3	11.8	0.308	0.015	397.1	159.4
185	7/4/2010 13:00	1300	8.9	62.41	3.637	251.5	178.3	11.92	12.53	12	0.308	0.013	397.5	159.8
185	7/4/2010 14:00	1400	9.31	61.1	4.091	260.3	120.1	3.486	12.72	11.89	0.307	0.013	397.4	159.7
185	7/4/2010 15:00	1500	9.6	61.52	4.346	248.4	149	2.49	12.81	11.76	0.306	0.013	397.3	159.6
185	7/4/2010 16:00	1600	10.5	60.03	4.592	242.4	278.5	20.63	12.87	12.51	0.305	0.016	397.4	159.7
185	7/4/2010 17:00	1700	10.85	59.3	4.05	248	174.3	17.57	13.09	13.04	0.304	0.013	397.5	159.8
185	7/4/2010 18:00	1800	11.11	58.61	3.937	258.2	151.4	10.91	13.33	12.95	0.304	0.013	397.4	159.7
185	7/4/2010 19:00	1900	11.32	57.57	3.679	268.9	118.5	8.51	13.47	12.89	0.303	0.014	397.9	160.2
185	7/4/2010 20:00	2000	11.3	58.84	3.404	265.7	76	3.766	13.54	12.71	0.302	0.013	397.1	159.4
185	7/4/2010 21:00	2100	11.14	61.02	3.075	275.7	43.28	-2.752	13.54	12.29	0.301	0.013	397.3	159.6
185	7/4/2010 22:00	2200	10.97	62.16	2.33	256.2	12.79	-7.33	13.45	11.86	0.299	0.013	397.5	159.8
185	7/4/2010 23:00	2300	10.62	63.39	2.557	260.6	-9.96	-12.37	13.29	11.38	0.298	0.014	397.3	159.6
186	7/5/2010 0:00	2400	10.27	64.61	1.947	283.4	-16.57	-16.94	13.08	10.81	0.296	0.013	397.6	159.9
186	7/5/2010 1:00	100	10.05	65.59	1.804	286.8	-18.12	-16.62	12.83	10.44	0.294	0.014	397.7	160
186	7/5/2010 2:00	200	9.99	64.82	1.101	232.6	-21.71	-16.61	12.58	10.14	0.292	0.013	397.6	159.9
186	7/5/2010 3:00	300	9.55	65.57	1.749	283	-47.56	-20.6	12.34	9.76	0.291	0.013	397.5	159.8
186	7/5/2010 4:00	400	8.86	66.72	2.011	294.4	-55.06	-27.16	12.08	9.1	0.29	0.013	397.6	159.9
186	7/5/2010 5:00	500	8.44	65.72	1.002	240.7	-56.64	-28.58	11.76	8.55	0.288	0.013	397.6	159.9
186	7/5/2010 6:00	600	7.99	64.87	0.988	53.63	-46.4	-28.98	11.42	8.1	0.286	0.013	397.7	160
186	7/5/2010 7:00	700	8.02	62.98	0.991	295.8	-8.54	-23.77	11.11	7.94	0.285	0.012	397.7	160
186	7/5/2010 8:00	800	8.84	59.66	2.064	273.8	110	-11.84	10.88	8.33	0.283	0.012	397.6	159.9
186	7/5/2010 9:00	900	9.69	57.81	2.015	265.8	203.7	12.04	10.91	9.44	0.283	0.014	397.5	159.8
186	7/5/2010 10:00	1000	10.26	58.32	2.678	282.3	289.9	38.15	11.26	11.54	0.285	0.015	397.2	159.5
186	7/5/2010 11:00	1100	11.42	54.87	2.065	236.3	358.5	60.42	11.81	13.84	0.287	0.014	397.7	160
186	7/5/2010 12:00	1200	12.33	52.94	3.417	226.7	391.6	66.46	12.45	15.72	0.289	0.013	397	159.3
186	7/5/2010 13:00	1300	12.55	53.35	3.573	257.8	408.1	60.85	13.02	16.64	0.291	0.012	397.6	159.9
186	7/5/2010 14:00	1400	12.69	52.55	4.785	271.5	371.5	52.26	13.67	17.23	0.292	0.013	396.7	159
186	7/5/2010 15:00	1500	12.71	49.95	4.061	272.9	269.2	29.54	14.31	16.58	0.294	0.014	397.5	159.8
186	7/5/2010 16:00	1600	12.64	50.56	4.256	273.5	147.5	21.02	14.71	16.22	0.294	0.014	397.6	159.9
186	7/5/2010 17:00	1700	11.58	53.68	4.749	263.8	64.99	-3.822	14.86	14.82	0.294	0.013	397.3	159.6
186	7/5/2010 18:00	1800	11.07	55.95	4.223	266.4	62.61	-12.09	14.7	13.61	0.292	0.013	397.4	159.7
186	7/5/2010 19:00	1900	11.15	55.69	4.684	264.3	60.91	-10.94	14.41	13.01	0.289	0.014	397.2	159.5
186	7/5/2010 20:00	2000	11.44	54.31	5.172	260.6	105.9	-3.858	14.13	12.84	0.287	0.013	397.6	159.9
186	7/5/2010 21:00	2100	11.11	56.04	4.952	264.3	63.05	-8.97	13.95	12.45	0.285	0.014	397.6	159.9
186	7/5/2010 22:00	2200	10.87	58.59	3.837	250.5	-4.932	-12.63	13.77	12.03	0.284	0.013	397.4	159.7
186	7/5/2010 23:00	2300	10.67	60.31	3.547	250.8	-15.25	-20.99	13.53	11.23	0.282	0.014	397.4	159.7
187	7/6/2010 0:00	2400	10.53	62.16	3.459	256	-18.07	-18.79	13.21	10.83	0.28	0.013	396.8	159.1
187	7/6/2010 1:00	100	10.27	63.59	5.028	244.8	-32.33	-21.9	12.91	10.35	0.278	0.013	397.1	159.4
187	7/6/2010 2:00	200	9.96	64.67	5.674	236.8	-19.66	-20.73	12.6	9.98	0.276	0.012	396.8	159.1
187	7/6/2010 3:00	300	9.48	65.29	6.249	236.5	-20.98	-20.77	12.32	9.67	0.274	0.013	397	159.3
187	7/6/2010 4:00	400	8.82	66.74	4.167	263.1	-46.02	-23.9	12.06	9.25	0.272	0.013	397	159.3
187	7/6/2010 5:00	500	8.4	66.88	3.195	265.7	-34.73	-25.75	11.78	8.77	0.271	0.013	397.3	159.6
187	7/6/2010 6:00	600	8.22	66.24	3.85	262.6	-18.58	-22.87	11.49	8.55	0.269	0.013	397.3	159.6
187	7/6/2010 7:00	700	8.32	65.24	4.028	251.5	16.33	-18.07	11.24	8.5	0.268	0.013	397.6	159.9
187	7/6/2010 8:00	800	9.02	62.23	3.482	253.9	99.7	-7.64	11.09	8.93	0.267	0.013	397.3	159.6
187	7/6/2010 9:00	900	9.6	59.48	4.89	250.1	188.9	6.135	11.13	9.66	0.267	0.013	396.7	159
187	7/6/2010 10:00	1000	10.12	57.35	5.031	254.3	244.4	22.21	11.37	10.99	0.268	0.014	397.5	159.8
187	7/6/2010 11:00	1100	11.38	53.5	4.658	258.4	371.5	41.75	11.7	12.69	0.269	0.015	397.1	159.4
187	7/6/2010 12:00	1200	12.88	48.74	4.27	270.6	439.4	66.05	12.13	15.12	0.27	0.015	397.5	159.8
187	7/6/2010 13:00	1300	13.85	45.55	4.496	269.2	447.7	70.9	12.64	16.96	0.272	0.014	397.1	159.4
187	7/6/2010 14:00	1400	14.86	42.46	3.856	251.3	426.9	71.6	13.38	18.3	0.275	0.018	396.7	159
187	7/6/2010 15:00	1500	15.48	39.66	4.193	252.7	438.3	64.75	14.28	18.84	0.278	0.017	396.7	159
187	7/6/2010 16:00	1600	15.84	37.37	4.725	262.4	332.2	73.8	15.15	20.36	0.28	0.017	397	159.3
187	7/6/2010 17:00	1700	15.95	35.85	3.95	259.4	200	39.84	15.87	19.66	0.282	0.014	396.7	159
187	7/6/2010 18:00	1800	16.82	34.04	5.207	242.6	326	56.14	16.23	20.09	0.283	0.013	397.2	159.5
187	7/6/2010 19:00	1900	15.42	41.92	6.176	241.3	198	38.47	16.6	19.99	0.283	0.015	396.9	159.2
187	7/6/2010 20:00	2000	13.81	50.56	6.272	240.6	51.12	6.469	16.82	18.4	0.283	0.015	397.4	159.7
187	7/6/2010 21:00	2100	13.11	57.4	4.721	249.7	-34.36	-10.83	16.66	16.69	0.282	0.014	396.8	159.1
187	7/6/2010 22:00	2200	12.84	56.75	4.476	250.1	-20.51	-20.48	16.25	15.21	0.279	0.014	397.1	159.4
187	7/6/2010 23:00	2300	12.65	57.43	3.992	243.2	-14.64	-19.09	15.75	14.34	0.276	0.014	396.8	159.1
188	7/7/2010 0:00	2400	12.32	58.26	4.647	244.4	-19.1	-19.12	15.29	13.66	0.274	0.012	396.7	159
188	7/7/2010 1:00	100	12	58.66	6.104	243.8	-19.63	-19.47	14.87	13.07	0.272	0.013	396.2	158.5
188	7/7/2010 2:00	200	11.59	60.18	5.58	244	-20.76	-18.78	14.49	12.59	0.269	0.013	396.6	158.9
188	7/7/2010 3:00	300	11.03	61.83	5.254	244.5	-30.47	-20.78	14.14	12.09	0.268	0.014	396.8	159.1
188	7/7/2010 4:00	400	10.64	63.1	3.895	254.3	-19.89	-20.01	13.81	11.67	0.266	0.014	396.6	158.9
188	7/7/2010 5:00	500	10.22	65.17	4.837	251.3	-17.17	-19	13.5	11.36	0.264	0.014	396.8	159.1
188	7/7/2010 6:00	600	9.8	67.52	4.416	242	-5.347	-18.05	13.24	11.08	0.263	0.013	396.9	159.2
188	7/7/2010 7:00	700	9.7	68.33	4.359	241	23.69	-13.23	13	11.02	0.262	0.014	396.6	158.9
188	7/7/2010 8:00	800	10.06	66.95	4.295	247.5	76.5	-3.997	12.84	11.31	0.261	0.013	396.7	159
188	7/7/2010 9:00	900	10.45	65.11	4.5	246.4	97.9	3.022	12.8	11.8	0.26	0.013	397.3	159.6
188	7/7/2010 10:00	1000	11.1	62.32	4.044	259	200.3	19.97	12.88	12.81	0.26	0.014	397.1	159.4
188	7/7/2010 11:00	1100	11.71	59.64	4.309	267.6	188.8	28.95	13.13	14.04	0.261	0.014	397.3	159.6

Faro Meteorological Data
January 01 - December 31, 2010

Faro Climate Station - 2010 data

Note: Cumulative precipitation is calculated in column 'V', while raw instrument numbers are seen in column 'U'. -0.1

Julian Day	Date	Hr	Tair	RH %	WindV	WindD	NetRad	SoilHF	SoilT2	SoilT3	Soil W	SnoD	Precip	Precip (rev)
188	7/7/2010 12:00	1200	12.17	58.62	4.564	264.1	188.4	29.44	13.48	14.73	0.262	0.017	397	159.3
188	7/7/2010 13:00	1300	13.14	55.49	4.315	258.2	270.8	40.31	13.82	15.71	0.263	0.017	397	159.3
188	7/7/2010 14:00	1400	13.51	54.09	4.872	256.7	221.8	38.35	14.26	16.59	0.265	0.012	395.9	158.2
188	7/7/2010 15:00	1500	14.62	49.92	4.788	256	383.3	61.55	14.73	18.03	0.266	0.012	397	159.3
188	7/7/2010 16:00	1600	14.48	50.6	3.89	264	121.6	43.23	15.42	18.68	0.268	0.014	396.6	158.9
188	7/7/2010 17:00	1700	15.04	48.45	3.524	253.5	175.5	25.41	15.91	17.81	0.27	0.012	395.8	158.1
188	7/7/2010 18:00	1800	16.2	44.09	4.045	259.5	269	46.21	16.14	18.62	0.271	0.014	396.7	159
188	7/7/2010 19:00	1900	16.97	41.57	4.185	250.5	214.8	53.43	16.54	19.85	0.271	0.013	396.5	158.8
188	7/7/2010 20:00	2000	16.58	41.87	3.744	262.1	33.94	22.86	17.04	19.1	0.273	0.015	397	159.3
188	7/7/2010 21:00	2100	16.06	44.21	3.606	267.4	-14.24	1.591	17.21	17.58	0.273	0.014	396.6	158.9
188	7/7/2010 22:00	2200	13.71	62.67	2.123	342.8	-91.6	-11.35	17	16.24	0.272	0.014	397	159.3
188	7/7/2010 23:00	2300	12.89	68.26	0.912	89.6	-71.5	-16.58	16.6	15.18	0.27	0.013	397.1	159.4
189	7/8/2010 0:00	2400	12.23	72.2	1.358	90.2	-67.24	-21.05	16.16	14.28	0.268	0.012	397.1	159.4
189	7/8/2010 1:00	100	10.74	75.9	2.212	28.9	-93.1	-29.65	15.69	13.25	0.266	0.012	397.3	159.6
189	7/8/2010 2:00	200	9.87	77.7	1.576	49.83	-70.1	-33.64	15.17	12.23	0.263	0.011	397.2	159.5
189	7/8/2010 3:00	300	9.84	78.9	0.934	26.82	-39.08	-28.22	14.64	11.72	0.261	0.012	397.2	159.5
189	7/8/2010 4:00	400	9.86	79.6	0.422	251.4	-28.36	-22.06	14.2	11.56	0.259	0.012	397.2	159.5
189	7/8/2010 5:00	500	9.82	80.8	0.518	16.88	-56.49	-23.38	13.87	11.29	0.258	0.011	397.2	159.5
189	7/8/2010 6:00	600	9.43	80.9	1.234	59.27	-33.69	-24.48	13.56	10.83	0.257	0.012	397.1	159.4
189	7/8/2010 7:00	700	10.43	74	0.578	26.41	-0.085	-18.22	13.26	10.76	0.255	0.011	397.2	159.5
189	7/8/2010 8:00	800	12.68	62.41	1.048	102	80.9	-0.629	13.07	11.46	0.255	0.011	397.2	159.5
189	7/8/2010 9:00	900	12.93	58.95	1.31	272.6	59.65	8.73	13.12	12.26	0.255	0.013	397.1	159.4
189	7/8/2010 10:00	1000	13.78	55.96	0.993	102.2	146.5	13.77	13.29	12.85	0.255	0.009	397.2	159.5
189	7/8/2010 11:00	1100	15.89	45.84	1.491	209	336.3	59.29	13.53	15.54	0.256	0.012	397.2	159.5
189	7/8/2010 12:00	1200	16.51	42.53	3.33	264	426.4	84.7	14.08	18.58	0.258	0.011	397.4	159.7
189	7/8/2010 13:00	1300	17.35	39.63	3.687	274	423	96.6	14.72	21.1	0.261	0.016	396.9	159.2
189	7/8/2010 14:00	1400	18.26	34.75	4.46	258.5	477.6	89.6	15.62	22.46	0.265	0.012	396.8	159.1
189	7/8/2010 15:00	1500	19.21	31.06	4.524	263.1	486.7	88.1	16.78	23.39	0.269	0.012	396.8	159.1
189	7/8/2010 16:00	1600	19.65	29.17	4.229	264.4	406.7	100.7	18.08	25.55	0.273	0.011	397.1	159.4
189	7/8/2010 17:00	1700	19.33	30.88	3.981	306.9	296.4	81.1	19.27	25.93	0.278	0.014	397.7	160
189	7/8/2010 18:00	1800	17.64	40.97	4.214	60.19	103.7	36.17	20.07	24.49	0.281	0.013	397.1	159.4
189	7/8/2010 19:00	1900	19.9	33.92	2.238	70.5	239	31.3	20.29	23.09	0.281	0.006	396.9	159.2
189	7/8/2010 20:00	2000	19.15	34.53	3.403	7.45	133.7	36.42	20.39	23.4	0.28	0.013	397	159.3
189	7/8/2010 21:00	2100	17.48	42.27	3.964	46.07	36.46	9.64	20.6	21.94	0.28	0.013	397.4	159.7
189	7/8/2010 22:00	2200	16.93	48.27	2.878	40.96	-35.46	-4.779	20.47	20.46	0.28	0.012	397.4	159.7
189	7/8/2010 23:00	2300	15.24	53.31	2.446	31.18	-25.2	-16.33	20.04	18.96	0.277	0.011	397.1	159.4
190	7/9/2010 0:00	2400	14.16	56.3	1.471	45.6	-47.52	-21.92	19.47	17.78	0.275	0.01	397.1	159.4
190	7/9/2010 1:00	100	13.19	57.74	1.598	92.7	-56.61	-27.38	18.87	16.64	0.272	0.01	397.2	159.5
190	7/9/2010 2:00	200	11.88	62.49	1.546	42.4	-69.62	-33.49	18.26	15.51	0.269	0.01	397	159.3
190	7/9/2010 3:00	300	10.77	64.41	1.676	25.28	-68.54	-37.46	17.63	14.42	0.266	0.01	397	159.3
190	7/9/2010 4:00	400	9.89	65.82	2.007	21.46	-66.98	-39.06	17	13.5	0.264	0.01	397.1	159.4
190	7/9/2010 5:00	500	9.47	67.3	1.789	20.22	-62.01	-38.94	16.39	12.71	0.261	0.01	397	159.3
190	7/9/2010 6:00	600	9.35	67.9	0.928	12.93	-49.79	-36.34	15.82	12.14	0.259	0.01	397.1	159.4
190	7/9/2010 7:00	700	10.5	65.84	0.659	8.16	7.4	-20.81	15.32	12.23	0.256	0.011	397.2	159.5
190	7/9/2010 8:00	800	12.68	58.07	0.618	173.1	85.2	-9.34	15.03	12.8	0.255	0.009	397.2	159.5
190	7/9/2010 9:00	900	16.44	45.72	0.387	116	169.3	15.31	15.03	13.87	0.255	0.011	397.2	159.5
190	7/9/2010 10:00	1000	17.21	37.87	0.565	185.4	254.6	54.36	15.41	16.47	0.256	0.007	397.1	159.4
190	7/9/2010 11:00	1100	18.26	36.21	1.884	156.3	334.3	79.1	16.06	19.54	0.259	0.016	396.9	159.2
190	7/9/2010 12:00	1200	18.56	35.04	2.706	157.3	410.3	94.5	16.82	22.16	0.262	0.011	397.1	159.4
190	7/9/2010 13:00	1300	19.45	30.81	2.186	160	481	112.6	17.52	24.81	0.264	0.015	396.8	159.1
190	7/9/2010 14:00	1400	20.29	27.71	2.233	147.4	519.4	120.5	18.54	27.23	0.269	0.008	396.9	159.2
190	7/9/2010 15:00	1500	21.11	28.97	3.414	84.3	417.7	97.8	19.96	27.93	0.274	0.013	396.8	159.1
190	7/9/2010 16:00	1600	21.51	28.81	4.234	71.1	371.9	79.8	21.3	27.94	0.279	0.016	397.5	159.8
190	7/9/2010 17:00	1700	20.69	26.29	2.973	165.2	240.6	71.2	22.18	28.39	0.282	0.008	396.8	159.1
190	7/9/2010 18:00	1800	21.71	24.34	2.494	195.2	344.5	73.6	22.82	28.3	0.284	0.011	397	159.3
190	7/9/2010 19:00	1900	21.28	23.93	2.807	174.2	115.3	51.18	23.35	28.18	0.285	0.013	396.2	158.5
190	7/9/2010 20:00	2000	21.77	25.64	4.358	128.1	202.7	32.44	23.64	26.65	0.286	0.01	397.1	159.4
190	7/9/2010 21:00	2100	19.31	34.13	3.43	41.34	-18.9	6.839	23.72	25.09	0.285	0.01	396.8	159.1
190	7/9/2010 22:00	2200	20.18	31.58	2.057	57.64	-10.65	-5.799	23.47	23.19	0.284	0.006	396.9	159.2
190	7/9/2010 23:00	2300	19.48	34.14	1.421	50.88	-60.68	-13.18	22.94	21.94	0.281	0.009	397.3	159.6
191	7/10/2010 0:00	2400	16.28	41.53	1.816	35.09	-78.1	-29.92	22.32	20.23	0.278	0.012	397.1	159.4
191	7/10/2010 1:00	100	15.28	42.83	1.653	48.6	-77	-36.25	21.59	18.73	0.275	0.01	397.1	159.4
191	7/10/2010 2:00	200	16.21	39.31	1.125	129	-75.3	-36.46	20.83	17.61	0.272	0.009	397.1	159.4
191	7/10/2010 3:00	300	15.39	42.67	0.983	101.4	-74.5	-36.83	20.11	16.7	0.269	0.01	397.1	159.4
191	7/10/2010 4:00	400	13.44	48.85	1.539	38.82	-68.73	-37.55	19.45	15.86	0.266	0.01	397.1	159.4
191	7/10/2010 5:00	500	12.76	50.1	1.306	48.44	-54.75	-36.92	18.82	15.13	0.263	0.01	397.1	159.4
191	7/10/2010 6:00	600	12.9	48.79	1.024	48.18	-42.25	-31.86	18.25	14.71	0.261	0.009	397.1	159.4
191	7/10/2010 7:00	700	14.67	43.78	0.926	88.9	-7.89	-20.76	17.78	14.69	0.259	0.01	397.1	159.4
191	7/10/2010 8:00	800	16.11	38.19	2.48	152	69.48	-4.132	17.46	15.29	0.258	0.011	397.2	159.5
191	7/10/2010 9:00	900	15.12	42.02	3.505	161.8	-6.088	-5.638	17.4	15.57	0.257	0.01	397.4	159.7
191	7/10/2010 10:00	1000	15.12	42.85	4.233	151.2	14.03	-6.148	17.36	15.47	0.258	0.011	397.2	159.5
191	7/10/2010 11:00	1100	15.25	44.31	4.497	147.2	43.08	-0.098	17.28	15.68	0.257	0.011	397.4	159.7
191	7/10/2010 12:00	1200	14.24	57.71	4.532	153.7	-47.89	-0.973	17.24	15.81	0.257	0.011	397	159.3
191	7/10/2010 13:00	1300	12.8	72.6	4.028	135.7	-29.26	-10.4	17.19	15.35	0.257	0.012	399	161.3
191	7/10/2010 14:00	1400	12.76	71.8	5.036	162.3	8.37	-9.01	17.05	15.14	0.257	0.011	398.7	161
191	7/10/2010 15:00	1500	12.95	68.99	5.583	162.5	111.9	-11.43	16.88	14.79	0.256	0.011	398.7	161
191	7/10/2010 16:00	1600	13.97	64.98	5.73	154.7	236.1	5.872	16.74	15.37	0.256	0.013	398	160.3
191	7/10/2010 17:00	1700	15.09	61.29	6.163	164.6	259.1	30.03	16.84	17	0.256	0.011	398.6	160.9
191	7/10/2010 18:00	1800	14.98	61.29	6.486	165.4	152.7	6.512	17.21	16.65	0.258	0.01	397.9	160.2
191	7/10/2010 19:00	1900	14.95	61.18	6.955	165.1	141.1	9.72	17.4	16.69	0.259	0.011	397.8	160.1
191	7/10/2010 20:00	2000	14.78	62.81	5.648	160.2	78	2.097	17.51	16.39	0.259	0.013	398.4	160.7
191	7/10/2010 21:00	2100	14.64	62.58	5.198	167.1	30.24	-2.43	17.51	16.08	0.259	0.011	398.2	160.5
191	7/10/2010 22:00	2200	14.59	61.39	5.447	157.6	-1.223	-10.19	17.42	15.47	0.259	0.012	398.6	160.9
191	7/10/2010 23:00	2300	13.93	62.74	4.287	173.5	-40.08	-16.98	17.22	14.83	0.258	0.011	398.8	161.1
192	7/11/2010 0:00	2400	13.17	62.16	3.202	192.9	-42.2	-23.7	16.94	14.04	0.257	0.011	398.4	160.7
192	7/11/2010 1:00	100	12.7	57.67	2.938	234	-25.48	-23.27	16.59	13.52	0.255	0.01	397.3	159.6
192	7/11/2010 2:00	200	11.9	54.82	5.458	263.2	-41.05	-25.1	16.25	13.06	0.254	0.01	398.6	160.9
192	7/11/2010 3:00	300	10.95	51.99	5.169	256.4	-66.43	-31.92	15.91	12.33	0.252	0.01	398.3	160.6
192	7/11/2010 4:00	400	10.02	52.7	5.888	253.6	-64.08	-36.28	15.52	11.52	0.251	0.01	396.9	159.2
192	7/11/2010 5:00	500	9.21	54.18	5.103	267	-65.03	-36.18	15.08	10.95	0.249	0.01	397.7	160
192	7/11/2010 6:00	600	8.5	54.88	2.838	264.9	-54.17	-37.23	14.65	10.37	0.247	0.01	398.4	160.7
192	7/11/2010 7:00	700	8.29	57.07	3.774	253.9	-7.15	-30.62	14.23	10.15	0.246	0.01	398.3	160.6
192	7/11/2010 8:00	800	7.72	62.4	5.032	246	-33.93	-24.89	13.91	10.26	0.244	0.01	398.4	160.7
192	7/11/2010 9:00	900	7.68	58.36	5.869	240	41.2	-23.21	13.69	10.14	0.244	0.01	397	159.3
192	7/11/2010 10:00	1000	8.17	53.18	4.72	246.6	113.2	-8.78	13.5	10.66	0.243	0.01	397.6	159.9
192	7/11/2010 11:00	1100	8.07	51.27	4.946	253.1	68.12	-7.17	13.47	11.15	0.243	0.011	397.9	160.2
192	7/11/2010 12:00	1200	8.38	51.6	5.345	244.5	159.4	4.23	13.52	11.68	0.243	0.011	398.5	160.8
192	7/11/2010 13:00	1300	8.32	55.08	5.49	257.1	312.3	21.92	13.65	12.84	0.244	0.009	398.1	160.4
192	7/11/2010 14:00	1400	8.95	55.12	4.456	264.7	346	55.06	14.02	15.38	0.245	0.015	398.1	160.4
192	7/11/2010 15:00	1500	9.94	48.42	4.742	258	473.8	71.2	14.77	17.63	0.248	0.009	397.6	159.9
192	7/11/2010 16:00	1600	9.44	53.62	5.159	258.1	276.8	45.8	15.78	18.43	0.252	0.013	398.1	160.4
192	7/11/2010 17:00	1700	8.71	60.24	5.308	259.8	231.9	34.06	16.51	18.33	0.255	0.011	397.2	159.5
192	7/11/2010 18:00	1800	8.51	60.23	4.434	264	207.5	26.64	16.91	18.1	0.257	0.016	398.3	160.6
192	7/11/2010 19:00	1900	9.12	57.89	4.896	258.3	312.1	29.84	17.16	18.19	0.258	0.014	397.9	160.2
192	7/11/2010 20:00	2000	8.36	61.91	4.687	252.6	150.3	9.99	17.41	17.69	0.258	0.013	398	160.3
192	7/11/2010 21:00	2100	8.15	61.18	4.009	252.7	84	2.667	17.52	16.88	0.259	0.013	398	160.3
192	7/11/2010 22:00	2200	7.33	66.58	3.095	232.4	-18.55	-18.55	17.42	15.53	0.258	0.012	397.7	160
192	7/11/2010 23:00	2300	6.302	73.1	1.892	246.6	-57.71	-31.85	17.03	14.03	0.256	0.011	398.2	160.5
193	7/12/2010 0:00	2400	5.504	77	1.351	208.6	-68.12	-39.81	16.46	12.68	0.254	0.01	398.1	160.4
193	7/12/2010 1:00	100	4.894	79.8	0.789	218.4	-76.1	-43.29	15.82	11.56	0.251	0.01	398.1	160.4
193	7/12/2010 2:00	200	4.518	82	0.819	189.9	-66.81	-43.97	15.17	10.64	0.249	0.01	398.2	160.5
193	7/12/2010 3:00	300	4.426	83.3	0.675	146.5	-51.2	-40.81	14.56	10.03	0.246	0.009	398.2	160.5
193	7/12/2010 4:00	400	4.473	83.5	0.644	223.8	-41.75	-35.07	14.03	9.75	0.244	0.011	398.2	160.5
193	7/12/2010 5:00	500	4.481	83.6	0.716	210.9	-41.05	-32.84	13.61	9.5	0.242	0.011	398.2	160.5
193	7/12/2010 6:00	600	4.378	83.8	0.683	193.7	-49.9	-33.69	13.25	9.17	0.241	0.01	398.2	160.5
193	7/12/2010 7:00	700	5.185	78.1	0.447	296.3	-5.749	-26.05	12.91	9.08	0.24	0.011	398.3	160.6
193	7/12/2010 8:00	800	5.525	75.5	1.114	273.5	99.6	-13.75	12.66	9.61	0.239	0.013	398.4	160.7
193	7/12/2010 9:00	900	6.595	72.6	2.222	281	125.2	6.895	12.67	10.74	0.239	0.014	398.3	160.6
193	7/12/2010 10:00	1000	7.65	69.02	4.021	290.1	218.2	16.26	12.96	11.77	0.24	0.013	398.3	160.6
193	7/12/2010 11:00	1100	9.36	60.57	4.142	282.4	342.6	52.7	13.33	14.35	0.242	0.011	398.6	160.9
193	7/12/2010 12:00	1200	11.03	52.62	4.086	284.6	399.1	69.93	13.88	16.96	0.243	0.01	398.1	160.4
193	7/12/2010 13:00	1300	12.26	50.43	4.412	277.8	446.1	83.4	14.46	19.34	0.246	0.013	397.5	159.8
193	7/12/2010 14:00	1400	13.6	45.94	3.76	266.4	462.4	86.7	15.34	21.17	0.249	0.016	398.1	160.4
193	7/12/2010 15:00	1500	14.8	42.77	4.494	270.8	466	77.1	16.55	21.95	0.254	0.013	398	160.3
193	7/12/2010 16:00	1600	15.59	39.4	4.628	269.1	401.4	88	17.81	23.79	0.259	0.011	396.6	158.9

Faro Meteorological Data
January 01 - December 31, 2010

Faro Climate Station - 2010 data

Note: Cumulative precipitation is calculated in column 'V', while raw instrument numbers are seen in column 'U'. -0.1

Julian Day	Date	Hr	Tair	RH %	WindV	WindD	NetRad	SoilHF	SoilT2	SoilT3	Soil W	SnoD	Precip	Precip (rev)
193	7/12/2010 17:00	1700	16.28	37.01	4.434	273.3	359.8	74.6	18.9	24.34	0.263	0.016	397.6	159.9
193	7/12/2010 18:00	1800	16.72	34.54	4.499	274.1	268.4	65.49	19.73	24.66	0.266	0.011	398.3	160.6
193	7/12/2010 19:00	1900	17.02	34.61	4.39	277.7	256.5	49.87	20.35	24.19	0.268	0.011	397.5	159.8
193	7/12/2010 20:00	2000	16.75	34.54	4.262	285.2	128.1	29	20.75	23.28	0.269	0.015	397.9	160.2
193	7/12/2010 21:00	2100	16.36	34.12	3.324	288	39.68	10	20.9	21.81	0.269	0.012	398	160.3
193	7/12/2010 22:00	2200	15.91	37.12	2.936	263.6	-18.57	-2.869	20.72	20.39	0.268	0.012	398	160.3
193	7/12/2010 23:00	2300	14.82	42.25	1.679	274.9	-64.78	-17.4	20.31	18.88	0.266	0.013	398.1	160.4
194	7/13/2010 0:00	2400	13.22	49.82	1.472	285.1	-71.5	-29.2	19.73	17.31	0.263	0.013	398	160.3
194	7/13/2010 1:00	100	11.23	59.54	1.143	34.78	-70.4	-34.15	19.05	16.03	0.26	0.011	398	160.3
194	7/13/2010 2:00	200	10.21	65.86	1.416	34.79	-62.65	-36.59	18.38	14.92	0.257	0.011	398	160.3
194	7/13/2010 3:00	300	9.76	67.85	1.831	29.09	-61.18	-36.33	17.72	14.08	0.255	0.011	398.1	160.4
194	7/13/2010 4:00	400	9.14	69.23	1.766	29.98	-67.91	-37.82	17.11	13.28	0.252	0.011	398.1	160.4
194	7/13/2010 5:00	500	8.56	68.38	1.878	27.44	-61.78	-38.9	16.53	12.51	0.25	0.011	398	160.3
194	7/13/2010 6:00	600	8.4	67.78	1.773	22.32	-47.39	-36.2	15.98	11.96	0.248	0.011	398.1	160.4
194	7/13/2010 7:00	700	8.69	68.25	1.241	22.28	-37.17	-30.68	15.5	11.7	0.246	0.01	398.1	160.4
194	7/13/2010 8:00	800	10.91	60.69	1.044	54.26	59.3	-23.45	15.11	11.68	0.245	0.005	398.2	160.5
194	7/13/2010 9:00	900	14.31	46.02	1.012	82	159.8	7.2	14.95	12.85	0.244	0.008	398.2	160.5
194	7/13/2010 10:00	1000	14.33	46.21	2.286	116.6	254.3	41.55	15.22	15.38	0.245	0.015	397.8	160.1
194	7/13/2010 11:00	1100	15.27	37.61	3.441	176.1	331.6	66.3	15.82	18.23	0.247	0.011	398.5	160.8
194	7/13/2010 12:00	1200	15.97	36.69	3.596	172.5	388.3	78.9	16.49	20.58	0.25	0.015	398	160.3
194	7/13/2010 13:00	1300	16.91	35.1	3.433	217.1	429.7	93	17.13	22.86	0.252	0.015	398.2	160.5
194	7/13/2010 14:00	1400	17.88	33.54	3.546	217.1	424.5	94.1	18.03	24.71	0.256	0.011	398.1	160.4
194	7/13/2010 15:00	1500	18.04	33.81	2.791	236.3	273.2	68.09	19.16	24.86	0.261	0.011	398	160.3
194	7/13/2010 16:00	1600	18.6	32.56	3.635	199.2	200.2	53.83	20.13	24.66	0.264	0.014	397.8	160.1
194	7/13/2010 17:00	1700	19.37	29.93	4.413	224	287.8	60.33	20.72	25	0.267	0.015	397.7	160
194	7/13/2010 18:00	1800	18.44	32.9	5.061	243.5	108.3	30.42	21.2	24.26	0.268	0.011	397.6	159.9
194	7/13/2010 19:00	1900	17.13	36.5	5.965	259.2	18.92	6.533	21.35	22.57	0.268	0.011	397.9	160.2
194	7/13/2010 20:00	2000	15.47	44.59	6.078	258.3	-17.88	-11.04	21.11	20.77	0.267	0.012	397.7	160
194	7/13/2010 21:00	2100	14.4	48.73	6.048	255.8	-47.34	-22.49	20.62	19.17	0.265	0.013	397.7	160
194	7/13/2010 22:00	2200	13.59	52.07	5.405	257.4	-29.76	-27.75	20.03	17.85	0.262	0.011	397.9	160.2
194	7/13/2010 23:00	2300	13.08	54.66	6.189	253.8	-26.16	-24.4	19.41	17.06	0.259	0.012	397.4	159.7
195	7/14/2010 0:00	2400	11.63	63.22	6.863	262.3	-37.03	-29.16	18.87	16.18	0.256	0.012	397.6	159.9
195	7/14/2010 1:00	100	10.8	66.55	5.62	268	-38.17	-30.45	18.34	15.38	0.254	0.012	397.1	159.4
195	7/14/2010 2:00	200	10.38	66.02	4.611	263.4	-37.66	-30.2	17.84	14.71	0.253	0.012	397.5	159.8
195	7/14/2010 3:00	300	9.73	66.32	4.631	269.1	-41.57	-31.79	17.36	14.08	0.25	0.011	398.4	160.7
195	7/14/2010 4:00	400	8.88	66.32	5.939	257.4	-68.1	-37.03	16.9	13.3	0.249	0.012	397.8	160.1
195	7/14/2010 5:00	500	8.18	67.15	5.025	260.9	-64.83	-39.77	16.41	12.46	0.247	0.011	398.1	160.4
195	7/14/2010 6:00	600	7.85	67.58	5.963	267.3	-24.16	-36.17	15.91	11.93	0.245	0.012	397.6	159.9
195	7/14/2010 7:00	700	7.71	66.91	5.792	262	-25.36	-31.05	15.47	11.74	0.243	0.012	397.9	160.2
195	7/14/2010 8:00	800	7.97	63.83	5.36	263.2	7.63	-27.45	15.12	11.57	0.242	0.011	397.6	159.9
195	7/14/2010 9:00	900	8.52	58.62	4.77	251.2	84.4	-19.43	14.86	11.63	0.241	0.011	397.7	160
195	7/14/2010 10:00	1000	9.77	54.92	4.769	264.5	252.3	22.77	14.75	13.56	0.241	0.011	397.7	160
195	7/14/2010 11:00	1100	10.09	52.58	5.564	272.3	258	28.59	15.01	15.27	0.242	0.013	397.3	159.6
195	7/14/2010 12:00	1200	10.76	49.48	6.779	274.6	348	49.52	15.43	17.2	0.243	0.012	397.5	159.8
195	7/14/2010 13:00	1300	10.94	49.37	6.25	272.6	294.3	37.95	15.88	17.94	0.246	0.012	397.5	159.8
195	7/14/2010 14:00	1400	11.21	48.9	6.234	275.1	279.7	34.94	16.36	18.47	0.248	0.012	398	160.3
195	7/14/2010 15:00	1500	11.94	46.84	5.727	267	398.4	46.99	16.87	19.39	0.249	0.018	398.6	160.9
195	7/14/2010 16:00	1600	12.66	44.06	4.614	267.4	406	65.21	17.53	21.27	0.251	0.017	397.4	159.7
195	7/14/2010 17:00	1700	13.04	42.42	4.341	266.3	235.8	55.87	18.36	22.21	0.255	0.012	397	159.3
195	7/14/2010 18:00	1800	12.95	42.77	4.206	260.1	190.5	31.95	19.04	21.54	0.258	0.015	397.8	160.1
195	7/14/2010 19:00	1900	12.75	44.2	4.494	267.5	138.1	19.11	19.36	20.76	0.259	0.012	397.9	160.2
195	7/14/2010 20:00	2000	12.79	44.17	3.786	250.2	104.1	11.66	19.45	20.04	0.259	0.013	398.3	160.6
195	7/14/2010 21:00	2100	12.09	47.94	4.495	228.2	38.44	-1.991	19.4	19.04	0.258	0.013	397.6	159.9
195	7/14/2010 22:00	2200	11.62	50.96	3.389	260.7	0.909	-13.41	19.17	17.83	0.258	0.012	397.8	160.1
195	7/14/2010 23:00	2300	10.64	56.9	2.998	283.5	-36.27	-21.52	18.79	16.73	0.256	0.014	397.7	160
196	7/15/2010 0:00	2400	9.84	59.63	2.206	290.5	-65.17	-31.88	18.32	15.5	0.254	0.013	397.9	160.2
196	7/15/2010 1:00	100	9.37	61.16	1.624	276.1	-51.33	-33.38	17.77	14.48	0.251	0.013	398.1	160.4
196	7/15/2010 2:00	200	8.71	64.83	1.243	223.2	-65.44	-34.88	17.21	13.71	0.249	0.013	397.8	160.1
196	7/15/2010 3:00	300	7.68	71.9	0.561	84	-70.9	-38.11	16.68	12.87	0.247	0.011	397.8	160.1
196	7/15/2010 4:00	400	6.506	77.2	1.024	41.02	-69.46	-40.77	16.15	12.07	0.245	0.011	397.8	160.1
196	7/15/2010 5:00	500	6.311	79.8	0.723	107.7	-65.38	-40.95	15.62	11.37	0.243	0.011	397.9	160.2
196	7/15/2010 6:00	600	5.975	81.8	0.847	58.96	-42.46	-37.64	15.12	10.91	0.241	0.011	397.9	160.2
196	7/15/2010 7:00	700	6.482	82	1.316	145	2.66	-26.56	14.69	10.95	0.239	0.011	397.9	160.2
196	7/15/2010 8:00	800	6.942	80.5	1.117	166.3	35.18	-14.52	14.41	11.42	0.238	0.013	397.9	160.2
196	7/15/2010 9:00	900	7.87	76.7	1.012	217.4	92.2	0.955	14.31	12.26	0.238	0.011	397.9	160.2
196	7/15/2010 10:00	1000	8.94	72.3	1.8	250.9	158.1	22.57	14.41	13.79	0.238	0.012	397.7	160
196	7/15/2010 11:00	1100	8.86	74.6	2.405	236	68.36	13.25	14.76	14.46	0.24	0.012	397.9	160.2
196	7/15/2010 12:00	1200	8.77	78	3.096	252.2	93	4.546	15.05	14.25	0.241	0.013	398	160.3
196	7/15/2010 13:00	1300	9.45	78	4.164	291.1	177.1	18.78	15.21	14.94	0.242	0.013	397.7	160
196	7/15/2010 14:00	1400	10.08	76.3	4.094	287.4	197.8	20.09	15.49	15.61	0.242	0.015	397.8	160.1
196	7/15/2010 15:00	1500	11.97	63.9	4.034	285.5	230	31.84	15.84	16.66	0.244	0.016	397.7	160
196	7/15/2010 16:00	1600	12.89	58.01	3.7	278.8	203.7	34.19	16.29	17.53	0.245	0.014	397.8	160.1
196	7/15/2010 17:00	1700	13.66	55.53	4.084	262.8	299.4	54.23	16.78	19.05	0.247	0.013	397.9	160.2
196	7/15/2010 18:00	1800	13.83	53.42	4.002	276.3	181.4	49.12	17.43	20.09	0.25	0.015	398	160.3
196	7/15/2010 19:00	1900	13.53	57.63	4.155	255.2	182.5	26.82	18.02	19.53	0.252	0.013	397.6	159.9
196	7/15/2010 20:00	2000	14.67	46.08	4.328	282	147.4	23.86	18.34	19.41	0.253	0.012	397.6	159.9
196	7/15/2010 21:00	2100	14.7	44.74	4.048	279.7	65.74	12.68	18.6	18.83	0.254	0.014	398	160.3
196	7/15/2010 22:00	2200	14.34	44.31	2.911	309.1	-14.55	2.116	18.68	18.11	0.254	0.013	397.7	160
196	7/15/2010 23:00	2300	12.52	53.26	1.298	33.67	-65.25	-16.05	18.5	16.81	0.254	0.013	397.9	160.2
197	7/16/2010 0:00	2400	10.28	59.8	1.509	30.59	-71.9	-30.78	18.09	15.29	0.252	0.013	397.9	160.2
197	7/16/2010 1:00	100	9.59	63.57	0.848	73.2	-68.93	-35.32	17.52	14.08	0.249	0.013	397.9	160.2
197	7/16/2010 2:00	200	8.95	68.64	0.912	60.97	-59.12	-34.87	16.93	13.24	0.247	0.014	397.9	160.2
197	7/16/2010 3:00	300	8.84	70.6	0.604	29.88	-34.74	-29.54	16.37	12.76	0.245	0.014	397.9	160.2
197	7/16/2010 4:00	400	8.9	72	0.728	33.56	-37.24	-26.2	15.92	12.51	0.243	0.014	397.9	160.2
197	7/16/2010 5:00	500	9.06	72.5	0.619	74	-32.03	-23.91	15.55	12.26	0.242	0.014	397.9	160.2
197	7/16/2010 6:00	600	9.56	70.7	1.428	237	-22.47	-22.43	15.24	12.05	0.24	0.013	397.2	159.5
197	7/16/2010 7:00	700	9.53	72.3	2.584	279.1	-7.81	-16.55	14.98	12.09	0.239	0.014	398.1	160.4
197	7/16/2010 8:00	800	7.83	88.2	3.04	282.1	-15.78	-19.48	14.79	11.91	0.239	0.013	398.2	160.5
197	7/16/2010 9:00	900	7.13	90.4	2.598	279.6	10.64	-22.21	14.59	11.53	0.238	0.014	399.3	161.6
197	7/16/2010 10:00	1000	7.84	87.4	1.444	262.1	104.1	-0.844	14.39	12.11	0.237	0.014	399.4	161.7
197	7/16/2010 11:00	1100	8.25	83.3	2.265	271.9	51.15	11.29	14.42	13.35	0.237	0.015	399.1	161.4
197	7/16/2010 12:00	1200	8.45	82.8	1.83	263.3	45.53	2.883	14.62	13.44	0.238	0.013	399.2	161.5
197	7/16/2010 13:00	1300	9.38	79.9	2.342	269.9	104.8	14.77	14.76	14.09	0.239	0.014	399.3	161.6
197	7/16/2010 14:00	1400	9.84	78.6	3.211	306.7	60.76	6.233	14.98	14.25	0.24	0.014	398.9	161.2
197	7/16/2010 15:00	1500	9.6	80.2	4.677	298.9	66.65	-1.574	15.13	13.94	0.241	0.014	399.6	161.9
197	7/16/2010 16:00	1600	10.65	68.32	5.252	294.6	220	4.795	15.17	14.02	0.242	0.014	399.6	161.9
197	7/16/2010 17:00	1700	11.34	60.98	5.405	283.7	279.6	16.3	15.25	14.73	0.242	0.011	398.7	161
197	7/16/2010 18:00	1800	11.89	54.88	5.563	285.7	275.6	26.3	15.51	15.79	0.243	0.014	399.5	161.8
197	7/16/2010 19:00	1900	12.08	49.86	4.892	297	161.1	4.488	15.86	15.33	0.245	0.013	399.1	161.4
197	7/16/2010 20:00	2000	11.83	46.11	5.13	307.3	72.8	-10.38	16	14.39	0.246	0.013	398.4	160.7
197	7/16/2010 21:00	2100	11.75	42.16	5.154	299.8	41.77	-18.46	15.94	13.42	0.246	0.014	399.5	161.8
197	7/16/2010 22:00	2200	11	47.23	4.033	311.6	-17.99	-23.85	15.72	12.73	0.245	0.013	399.2	161.5
197	7/16/2010 23:00	2300	10.4	49.83	2.508	331.9	-55.77	-32.25	15.4	11.8	0.244	0.013	399.5	161.8
198	7/17/2010 0:00	2400	8.84	59.88	1.059	349.1	-73.2	-37.58	14.96	10.88	0.242	0.013	399.7	162
198	7/17/2010 1:00	100	7.44	66.56	1.355	37.03	-70.8	-40.49	14.45	10.06	0.24	0.014	399.7	162
198	7/17/2010 2:00	200	7.54	64.81	1.102	351.1	-71.6	-41.19	13.94	9.36	0.239	0.013	399.7	162
198	7/17/2010 3:00	300	6.879	68.57	0.947	7.72	-65.04	-40.26	13.44	8.83	0.237	0.015	399.7	162
198	7/17/2010 4:00	400	6.033	74.4	0.843	54.72	-55.85	-37.73	12.98	8.45	0.235	0.013	399.8	162.1
198	7/17/2010 5:00	500	5.918	73.9	0.88	33.6	-55.83	-34.73	12.57	8.24	0.233	0.014	399.7	162
198	7/17/2010 6:00	600	5.901	74.6	1.186	40.87	-39.54	-35.5	12.22	7.89	0.233	0.013	399.8	162.1
198	7/17/2010 7:00	700	7.39	67.97	0.494	65.17	6.376	-20.25	11.91	8.25	0.231	0.01	399.8	162.1
198	7/17/2010 8:00	800	9.39	61.06	0.616	25.96	81.7	-12.27	11.77	8.88	0.231	0.011	399.9	162.2
198	7/17/2010 9:00	900	9.58	59.28	2.73	296.7	178.5	6.054	11.88	9.85	0.231	0.015	400.3	162.6
198	7/17/2010 10:00	1000	10.56	52.1	5.213	297.2	279.8	29.03	12.27	11.78	0.233	0.014	398.9	161.2
198	7/17/2010 11:00	1100	10.69	47.95	5.563	297.6	167.9	26.82	12.85	13.1	0.235	0.013	399.5	161.8
198	7/17/2010 12:00	1200	11.24	43.13	6.146	297.3	360.1	33.68	13.32	13.94	0.237	0.014	399.5	161.8
198	7/17/2010 13:00	1300	11.99	41.68	5.529	290.4	267.4	51.6	13.78	15.96	0.239	0.015	399.5	161.8
198	7/17/2010 14:00	1400	12.8	41.03	6.427	291.4	435.2	55.54	14.43	17.23	0.241	0.018	399.4	161.7
198	7/17/2010 15:00	1500	12.57	44.02	6.334	283.4	208.5	41.22	15.24	17.82	0.244	0.013	399.5	161.8
198	7/17/2010 16:00	1600	11.97	50.86	5.581	289.2	172.5	23.28	15.91	17.27	0.247	0.015	399.1	161.4
198	7/17/2010 17:00	1700	13	44.02	6.471	289.3	295.2	26.65	16.2	17.26	0.248	0.015	399.9	162.2
198	7/17/2010 18:00	1800	13.67	41.88	6.399	297.3	300.3	51.41	16.49	18.95	0.248	0.012	398.5	160.8
198	7/17/2010 19:00	1900	13.4	42.21	5.509	297.9	120.3	28.52	17.03	18.83	0.25	0.016	398.9	161.2
198	7/17/2010 20:00	2000	12.75	46.71	6.426	298	60.94	4.856	17.33	17.54	0.251	0.013	399.5	161.8
198	7/17/2010 21:00	2100	11.67	54.19	5.654	307.4	10.85	-8.54	17.25	16.26	0.251	0.013	398.9	161.2

Faro Meteorological Data
January 01 - December 31, 2010

Faro Climate Station - 2010 data

Note: Cumulative precipitation is calculated in column 'V', while raw instrument numbers are seen in column 'U'. -0.1

Julian Day	Date	Hr	Tair	RH %	WindV	WindD	NetRad	SoilHF	SoilT2	SoilT3	Soil W	SnoD	Precip	Precip (rev)
198	7/17/2010 22:00	2200	11.24	58.54	3.599	295.6	7.59	-10.83	16.95	15.39	0.25	0.015	399.5	161.8
198	7/17/2010 23:00	2300	10.74	61.39	2.089	274.2	-21.17	-15.59	16.62	14.64	0.248	0.014	399.4	161.7
199	7/18/2010 0:00	2400	10.38	62.7	1.001	255.9	-44.1	-21.59	16.26	13.83	0.246	0.014	399.4	161.7
199	7/18/2010 1:00	100	10.19	63.34	2.159	264.1	-45.41	-24.46	15.86	13.07	0.245	0.014	399.1	161.4
199	7/18/2010 2:00	200	9.65	65.43	2.585	289	-52.24	-27.12	15.45	12.38	0.243	0.014	399.1	161.4
199	7/18/2010 3:00	300	9.6	65.29	3.196	303.3	-59.34	-29.92	15.03	11.69	0.242	0.014	399	161.3
199	7/18/2010 4:00	400	9.2	66.86	2.256	293.7	-60.4	-30.7	14.61	11.11	0.24	0.013	399.6	161.9
199	7/18/2010 5:00	500	8.81	68.95	1.295	109.2	-51.52	-30.84	14.19	10.58	0.238	0.015	399.5	161.8
199	7/18/2010 6:00	600	8.75	69.88	0.714	346.9	-30.92	-26.88	13.81	10.31	0.236	0.012	399.7	162
199	7/18/2010 7:00	700	9.1	68.49	0.824	39.48	0.005	-17.11	13.5	10.48	0.235	0.014	399.5	161.8
199	7/18/2010 8:00	800	9.42	67.02	1.17	203.4	1.036	-11.43	13.32	10.78	0.235	0.014	399.6	161.9
199	7/18/2010 9:00	900	10.52	62.42	1.411	155.9	117.1	-5.056	13.23	11.06	0.234	0.012	399.7	162
199	7/18/2010 10:00	1000	13.12	51.9	1.879	250.9	248.8	41.12	13.33	13.6	0.234	0.015	399.4	161.7
199	7/18/2010 11:00	1100	14.58	45.94	4.422	281.9	325.6	61.25	13.88	16.34	0.237	0.014	399.7	162
199	7/18/2010 12:00	1200	15.33	41.21	4.373	279.9	340.2	71.3	14.59	18.51	0.239	0.013	398.6	160.9
199	7/18/2010 13:00	1300	15.95	36.89	4.274	272	289.9	64.81	15.3	19.78	0.242	0.013	399.3	161.6
199	7/18/2010 14:00	1400	16.35	33.01	4.297	298.1	256.2	54.05	16.08	20.17	0.245	0.014	398.3	160.6
199	7/18/2010 15:00	1500	17.25	31.12	4.127	279.3	371.6	66.01	16.8	21.17	0.248	0.012	399.1	161.4
199	7/18/2010 16:00	1600	16.55	36.83	5.559	242.9	298.1	59.33	17.67	22.16	0.251	0.018	399.1	161.4
199	7/18/2010 17:00	1700	17.13	34.69	5.581	248.9	245.7	66.57	18.43	23.04	0.254	0.013	399	161.3
199	7/18/2010 18:00	1800	14.47	45.21	3.229	310.9	73.2	10.27	19.04	21.1	0.257	0.014	399	161.3
199	7/18/2010 19:00	1900	16.09	41.4	0.992	252.7	157	25.16	19.1	20.65	0.256	0.014	399.2	161.5
199	7/18/2010 20:00	2000	16.3	39.96	3.148	231.9	55.85	21.51	19.18	20.64	0.256	0.015	399.3	161.6
199	7/18/2010 21:00	2100	16.27	39.38	3.621	236.6	47.22	6.178	19.24	19.57	0.256	0.013	399.3	161.6
199	7/18/2010 22:00	2200	16.25	38.95	2.611	228.2	-14.27	3.485	19.1	18.97	0.255	0.013	399.1	161.4
199	7/18/2010 23:00	2300	14.84	45.6	1.29	139.9	-64	-13.27	18.86	17.74	0.254	0.014	399.1	161.4
200	7/19/2010 0:00	2400	11.6	56.6	3.06	26.53	-72	-29.84	18.43	16.17	0.253	0.014	399.4	161.7
200	7/19/2010 1:00	100	10.73	57.76	2.347	13.84	-71.9	-35.37	17.85	14.85	0.25	0.014	399.4	161.7
200	7/19/2010 2:00	200	9.68	60.57	1.643	2.359	-66.67	-36.88	17.23	13.84	0.248	0.013	399.4	161.7
200	7/19/2010 3:00	300	9.16	63.69	1.233	4.719	-68.05	-36.9	16.62	13.03	0.245	0.014	399.4	161.7
200	7/19/2010 4:00	400	8.96	63.21	1.599	358.1	-66.52	-37.15	16.06	12.32	0.243	0.014	399.3	161.6
200	7/19/2010 5:00	500	8.36	66.42	1.001	9.01	-63.02	-36.9	15.54	11.7	0.241	0.014	399.3	161.6
200	7/19/2010 6:00	600	8.38	66.48	1.505	11.06	-52.26	-34.84	15.06	11.22	0.239	0.014	399.4	161.7
200	7/19/2010 7:00	700	9.69	61.84	0.95	21.07	-6.195	-24.48	14.64	11.19	0.237	0.011	399.4	161.7
200	7/19/2010 8:00	800	13.21	48	0.86	73.2	55.03	-13.03	14.36	11.68	0.236	0.009	399.5	161.8
200	7/19/2010 9:00	900	16.42	37.95	0.973	98.1	150	10.06	14.35	12.71	0.236	0.013	399.5	161.8
200	7/19/2010 10:00	1000	16.58	38.28	1.484	121	232.8	43.03	14.69	15.21	0.237	0.013	399.6	161.9
200	7/19/2010 11:00	1100	17.32	35.55	2.193	147.4	297.4	68.12	15.36	18.1	0.24	0.012	399.4	161.7
200	7/19/2010 12:00	1200	18.24	32.44	2.711	173.3	376.8	87.7	16.11	20.82	0.243	0.013	398.7	161
200	7/19/2010 13:00	1300	19.02	29.05	3.316	156.4	446.5	99	16.87	23.27	0.246	0.016	399	161.3
200	7/19/2010 14:00	1400	19.41	27.7	4.2	214.7	372.4	86.1	17.89	24.66	0.25	0.014	399.5	161.8
200	7/19/2010 15:00	1500	19.7	28.01	3.725	211.3	336.6	73.7	18.98	25.11	0.255	0.012	399.4	161.7
200	7/19/2010 16:00	1600	19.59	28.66	2.644	253.1	253.1	68.22	20	25.63	0.258	0.016	399.1	161.4
200	7/19/2010 17:00	1700	19.27	29.51	4.317	272.8	137.5	43.91	20.76	25.03	0.261	0.015	399.5	161.8
200	7/19/2010 18:00	1800	18.74	31.22	4.065	280.8	166.1	27.59	21.12	23.86	0.262	0.015	399.2	161.5
200	7/19/2010 19:00	1900	18.86	31.35	2.765	285.9	105.9	29.95	21.23	23.62	0.262	0.013	399	161.3
200	7/19/2010 20:00	2000	17.9	33.01	2.319	248.4	10.68	10.9	21.3	22.58	0.262	0.014	399.5	161.8
200	7/19/2010 21:00	2100	17.8	37.76	1.496	28.27	39.13	3.047	21.15	21.35	0.261	0.015	399.2	161.5
200	7/19/2010 22:00	2200	17.49	35.92	1.944	177.4	-8.13	3.792	20.89	20.9	0.259	0.014	399.3	161.6
200	7/19/2010 23:00	2300	15.63	47.28	1.947	34.81	-50.66	-13.19	20.61	19.63	0.258	0.014	399.3	161.6
201	7/20/2010 0:00	2400	13.76	51.26	1.974	32.34	-60.45	-25.45	20.17	18.22	0.256	0.015	399.5	161.8
201	7/20/2010 1:00	100	12.98	47.18	1.536	34.38	-54.85	-29.03	19.61	17.09	0.254	0.015	399.3	161.6
201	7/20/2010 2:00	200	12.15	49.41	1.86	28.64	-41.56	-29.71	19.03	16.21	0.252	0.015	399.3	161.6
201	7/20/2010 3:00	300	12.04	52.3	1.566	15.23	-34.14	-25.97	18.49	15.67	0.249	0.015	399.2	161.5
201	7/20/2010 4:00	400	11.79	55.12	1.198	10.77	-35.15	-24.57	18.03	15.23	0.247	0.014	399.3	161.6
201	7/20/2010 5:00	500	11.22	59	0.581	325.9	-40.84	-23.24	17.63	14.86	0.246	0.014	399.4	161.7
201	7/20/2010 6:00	600	11.5	60.36	1.393	70.3	-40.98	-22.92	17.27	14.48	0.244	0.014	399.4	161.7
201	7/20/2010 7:00	700	11.26	61.78	1.28	4.923	-22.37	-23.35	16.93	14.09	0.244	0.014	399.4	161.7
201	7/20/2010 8:00	800	12.29	58.34	0.641	342.8	14.64	-14.31	16.63	14.14	0.242	0.014	399.4	161.7
201	7/20/2010 9:00	900	15.12	49.32	0.586	71.5	121.5	-2.617	16.46	14.52	0.241	0.011	399.5	161.8
201	7/20/2010 10:00	1000	16.48	41.6	0.871	185.4	239.6	44.88	16.55	17.22	0.241	0.012	399.1	161.4
201	7/20/2010 11:00	1100	16.83	40.91	1.811	259.6	280.9	58.64	17.13	19.54	0.244	0.013	399.2	161.5
201	7/20/2010 12:00	1200	17.23	41.06	2.441	281.5	234.6	63.18	17.82	21.41	0.247	0.015	399.4	161.7
201	7/20/2010 13:00	1300	17.82	39.89	2.971	268.6	365.6	78.1	18.48	23.08	0.249	0.014	398.5	160.8
201	7/20/2010 14:00	1400	17.8	39.56	4.358	259.1	250.1	57.69	19.3	23.79	0.253	0.015	399.2	161.5
201	7/20/2010 15:00	1500	18.38	37.6	4.295	260.7	320.8	53.22	20.02	23.85	0.256	0.016	399.1	161.4
201	7/20/2010 16:00	1600	18.27	39.86	3.34	270.4	266.7	60.98	20.64	24.93	0.258	0.015	398.7	161
201	7/20/2010 17:00	1700	16.96	49.96	4.09	53.87	117.2	42.05	21.29	24.84	0.26	0.014	399.5	161.8
201	7/20/2010 18:00	1800	14.89	57.52	4.811	36.38	83.2	8.86	21.64	22.98	0.261	0.015	399.3	161.6
201	7/20/2010 19:00	1900	13.82	68.39	3.467	29.3	-68.1	-17.95	21.51	20.96	0.261	0.014	399.8	162.1
201	7/20/2010 20:00	2000	13.37	73.7	2.062	21.78	-28.19	-27.73	21.01	19.06	0.259	0.014	399.6	161.9
201	7/20/2010 21:00	2100	12.38	76	2.486	155.5	-73.3	-32.24	20.35	17.89	0.256	0.015	401.1	163.4
201	7/20/2010 22:00	2200	11.06	83.5	1.383	343.8	-45.18	-35.95	19.69	16.64	0.253	0.016	402.1	164.4
201	7/20/2010 23:00	2300	10.63	85.9	1.249	98.6	-41.47	-35.41	19.04	15.79	0.25	0.013	402.9	165.2
202	7/21/2010 0:00	2400	10.17	89.3	1.586	38.73	-39.38	-34.91	18.46	15.08	0.248	0.015	403.3	165.6
202	7/21/2010 1:00	100	9.73	94	1.413	306.5	-29.99	-32.59	17.92	14.55	0.246	0.013	403.4	165.7
202	7/21/2010 2:00	200	9.66	93.2	0.538	338.5	-30.5	-29.48	17.46	14.17	0.245	0.014	403.5	165.8
202	7/21/2010 3:00	300	9.55	92.8	0.496	281.4	-30.39	-27	17.07	13.91	0.245	0.013	403.5	165.8
202	7/21/2010 4:00	400	9.01	95.4	0.735	334.1	-32.38	-27.68	16.73	13.57	0.245	0.015	403.6	165.9
202	7/21/2010 5:00	500	9.05	91.1	0.819	331.8	-30.85	-27.4	16.4	13.22	0.244	0.013	403.6	165.9
202	7/21/2010 6:00	600	9.02	92.7	0.497	6.022	-22.92	-24.76	16.1	13.01	0.244	0.015	403.6	165.9
202	7/21/2010 7:00	700	9.47	89.7	0.709	98.7	-16.99	-20.13	15.84	12.98	0.244	0.014	403.8	166.1
202	7/21/2010 8:00	800	9.62	87.1	1.736	132.3	-0.52	-15.96	15.65	13.04	0.245	0.014	403.6	165.9
202	7/21/2010 9:00	900	9.96	86.5	1.588	146.8	7.69	-9.87	15.52	13.28	0.245	0.014	403.6	165.9
202	7/21/2010 10:00	1000	10.34	85.9	1.34	209.9	33.75	-3.795	15.47	13.59	0.245	0.013	403.4	165.7
202	7/21/2010 11:00	1100	10.07	85.8	1.79	292.8	62.28	-0.177	15.48	13.93	0.246	0.014	403.7	166
202	7/21/2010 12:00	1200	10.94	82.3	1.672	197.7	124.7	18.13	15.58	15.07	0.247	0.013	403.8	166.1
202	7/21/2010 13:00	1300	12.39	76.7	1.286	228.1	193.8	45.06	15.87	16.86	0.248	0.016	403.9	166.2
202	7/21/2010 14:00	1400	12.51	73.9	2.414	267.7	164.7	35.55	16.42	18.02	0.251	0.013	403.9	166.2
202	7/21/2010 15:00	1500	12.48	75.4	2.912	205.7	89.6	12.92	16.95	17.49	0.255	0.014	403.4	165.7
202	7/21/2010 16:00	1600	11.04	83.4	2.746	165.3	-17.89	-10.17	17.15	16.25	0.256	0.012	404.8	167.1
202	7/21/2010 17:00	1700	11.66	79.2	1.334	297.3	148	4.428	17	15.9	0.256	0.012	405.1	167.4
202	7/21/2010 18:00	1800	13.12	71.9	1.604	294.7	241.7	45.9	17	18.13	0.255	0.013	405	167.3
202	7/21/2010 19:00	1900	13.56	66.88	1.793	273.1	123.4	28.69	17.5	18.75	0.258	0.014	404.8	167.1
202	7/21/2010 20:00	2000	12.88	66.25	1.843	215	19.87	-5.251	17.87	17.31	0.262	0.014	405.1	167.4
202	7/21/2010 21:00	2100	12.9	68.65	0.772	196.6	15.84	-8.83	17.79	16.39	0.263	0.014	405.2	167.5
202	7/21/2010 22:00	2200	12.2	73.5	1.453	280.1	-23.83	-13.32	17.55	15.78	0.262	0.013	405	167.3
202	7/21/2010 23:00	2300	11.48	78.9	1.126	152.1	-51.33	-21.17	17.27	14.93	0.262	0.014	405.1	167.4
203	7/22/2010 0:00	2400	11.16	81.8	1.132	112.2	-33.15	-22.76	16.91	14.3	0.261	0.014	405.1	167.4
203	7/22/2010 1:00	100	10.75	82.6	1.515	26.75	-37.43	-25.31	16.54	13.72	0.259	0.014	405.3	167.6
203	7/22/2010 2:00	200	10.28	83.3	0.894	40.26	-45.51	-25.02	16.18	13.24	0.258	0.013	405.2	167.5
203	7/22/2010 3:00	300	10.32	80	1.518	164.3	-45.15	-23.59	15.84	12.92	0.257	0.014	405	167.3
203	7/22/2010 4:00	400	10.4	75.6	2.099	266.5	-25.57	-24.08	15.54	12.59	0.256	0.014	404.9	167.2
203	7/22/2010 5:00	500	9.88	77.8	1.372	220	-20.99	-24.36	15.26	12.24	0.255	0.014	405.2	167.5
203	7/22/2010 6:00	600	9.26	81.3	1.691	197.1	-17.01	-22.42	15	12.04	0.254	0.014	405.3	167.6
203	7/22/2010 7:00	700	9.07	78.5	1.503	210.3	-4.566	-21.2	14.76	11.86	0.253	0.014	405.5	167.8
203	7/22/2010 8:00	800	9.19	76	1.297	248.9	27.87	-17.46	14.55	11.81	0.253	0.014	405.2	167.5
203	7/22/2010 9:00	900	9.46	74.7	1.767	246.6	88.6	-3.946	14.42	12.33	0.253	0.013	404.7	167
203	7/22/2010 10:00	1000	9.6	73	3.669	261.8	135.6	2.086	14.43	12.91	0.253	0.013	404.2	166.5
203	7/22/2010 11:00	1100	10.08	71	3.613	247.9	187.7	6.232	14.55	13.33	0.253	0.015	405.2	167.5
203	7/22/2010 12:00	1200	10.72	67.28	3.755	268.3	224.5	19.1	14.71	14.31	0.254	0.015	405.3	167.6
203	7/22/2010 13:00	1300	10.56	64.7	3.453	271.1	123.2	6.158	14.98	14.4	0.255	0.014	405	167.3
203	7/22/2010 14:00	1400	11.06	60.11	2.087	275.5	129.3	5.522	15.17	14.33	0.256	0.013	405.2	167.5
203	7/22/2010 15:00	1500	12.01	54.31	3.206	236.2	210.2	12.64	15.31	14.8	0.256	0.012	404.9	167.2
203	7/22/2010 16:00	1600	12.93	51.14	4.126	227.4	448.3	36.18	15.52	16.07	0.256	0.011	404.7	167
203	7/22/2010 17:00	1700	13.63	47.95	3.335	228.4	332	52.25	16.04	18.2	0.258	0.015	404.9	167.2
203	7/22/2010 18:00	1800	13.74	47.04	3.651	223.3	224.6	28.58	16.74	18.02	0.261	0.015	404.9	167.2
203	7/22/2010 19:00	1900	13.53	48.25	4.154	250.2	152.5	12.65	17.15	17.45	0.262	0.014	404.5	166.8
203	7/22/2010 20:00	2000	12.6	55.52	5.39	258.2	168.1	3.378	17.31	16.78	0.262	0.013	405	167.3
203	7/22/2010 21:00	2100	11.57	60.04	3.292	239.7	49.06	-8.5	17.36	15.94	0.262	0.013	405	167.3
203	7/22/2010 22:00	2200	10.98	61.51	2.272	253.7	-15.15	-17.72	17.22	15.04	0.261	0.014	404.7	167
203	7/22/2010 23:00	2300	9.76	66.86	1.578	288.7	-35.3	-28.63	16.89	13.92	0.26	0.013	405.1	167.4
204	7/23/2010 0:00	2400	9.41	67.73	0.874	295.4	-41.15	-29.74	16.43	13.12	0.257	0.014	405.1	167.4
204	7/23/2010 1:00	100	9.46	66.73	1.674	332.9	-26.86	-29.56	15.96	12.5	0.255	0.012	405	167.3
204	7/23/2010 2:00	200	9.02	69.24	0.847	241.1	-38.77	-27.57	15.52	12.1	0.252	0.013	405.1	167.4

Faro Meteorological Data
January 01 - December 31, 2010

Faro Climate Station - 2010 data

Note: Cumulative precipitation is calculated in column 'V', while raw instrument numbers are seen in column 'U'. -0.1

Julian Day	Date	Hr	Tair	RH %	WindV	WindD	NetRad	SoilHF	SoilT2	SoilT3	Soil W	SnoD	Precip	Precip (rev)
204	7/23/2010 3:00	300	8.77	70	0.678	188.2	-45.35	-29.88	15.13	11.6	0.251	0.013	405.1	167.4
204	7/23/2010 4:00	400	8.6	71.7	0.939	288.4	-34.03	-28.97	14.75	11.19	0.249	0.013	405.1	167.4
204	7/23/2010 5:00	500	8.06	75.3	2.001	258.1	-20.9	-27.26	14.4	10.91	0.248	0.013	405.2	167.5
204	7/23/2010 6:00	600	7.39	82.4	0.711	74.6	-34	-24.83	14.09	10.74	0.246	0.013	405.4	167.7
204	7/23/2010 7:00	700	7.5	81.4	0.869	152.1	-35.46	-20.49	13.84	10.71	0.245	0.013	405.5	167.8
204	7/23/2010 8:00	800	7.91	76.9	0.348	151.8	-5.884	-13.41	13.65	10.91	0.244	0.012	405.5	167.8
204	7/23/2010 9:00	900	8.13	73.7	0.815	193	18.42	-3.495	13.55	11.46	0.244	0.013	405.7	168
204	7/23/2010 10:00	1000	8.45	72.3	1.788	186.2	79.1	4.842	13.58	12.09	0.244	0.014	405.6	167.9
204	7/23/2010 11:00	1100	8.5	66.22	2.379	176	52.85	0.25	13.71	12.39	0.245	0.012	405.3	167.6
204	7/23/2010 12:00	1200	8.71	65.89	3.697	169.6	114.1	-3.165	13.8	12.23	0.245	0.013	404.8	167.1
204	7/23/2010 13:00	1300	9.45	58.51	2.794	170	256.6	13.94	13.85	12.95	0.245	0.011	405.4	167.7
204	7/23/2010 14:00	1400	9.58	56.61	4.284	175.6	155	16.85	14.07	14.01	0.246	0.014	405.8	168.1
204	7/23/2010 15:00	1500	10.15	56.99	3.61	166.6	313	31.31	14.39	14.93	0.247	0.013	405.4	167.7
204	7/23/2010 16:00	1600	9.98	58.72	3.745	173.3	102.4	15.97	14.84	15.3	0.249	0.013	405.2	167.5
204	7/23/2010 17:00	1700	10.25	58.21	3.361	174.8	167.5	12.89	15.13	14.95	0.25	0.013	405.4	167.7
204	7/23/2010 18:00	1800	9.47	64.59	2.821	180.3	71.8	5.175	15.27	14.92	0.25	0.013	405.3	167.6
204	7/23/2010 19:00	1900	10.14	59.83	2.302	171.9	135.9	12.51	15.35	14.99	0.25	0.014	405.8	168.1
204	7/23/2010 20:00	2000	9.93	63.18	3.003	278.9	67.19	3.776	15.44	14.88	0.25	0.013	405.3	167.6
204	7/23/2010 21:00	2100	9.62	65.1	2.102	278.4	-0.64	-9.86	15.47	14.09	0.25	0.014	405.3	167.6
204	7/23/2010 22:00	2200	9.79	64.4	1.438	300.1	-17.45	-11.4	15.35	13.57	0.25	0.012	405.3	167.6
204	7/23/2010 23:00	2300	8.96	69.44	0.788	279.6	-56.23	-26.05	15.14	12.54	0.249	0.013	405.4	167.7
205	7/24/2010 0:00	2400	7.73	76.1	1.385	254.3	-30.6	-27.39	14.78	11.76	0.247	0.013	405.4	167.7
205	7/24/2010 1:00	100	7.28	79.4	2.078	263.6	-28.59	-26.36	14.4	11.27	0.245	0.013	405.2	167.5
205	7/24/2010 2:00	200	6.68	85.5	1.823	269.3	-41.95	-27.73	14.04	10.8	0.244	0.013	405.3	167.6
205	7/24/2010 3:00	300	6.504	85.8	1.03	245.8	-46.26	-25.92	13.71	10.46	0.242	0.014	405.4	167.7
205	7/24/2010 4:00	400	6.425	84.8	0.893	256.4	-50.3	-28.55	13.4	10.04	0.241	0.014	405.4	167.7
205	7/24/2010 5:00	500	6.273	85.8	0.785	259.3	-31.21	-26.92	13.09	9.72	0.24	0.013	405.4	167.7
205	7/24/2010 6:00	600	6.238	87.8	0.974	220.8	-27.21	-23.13	12.81	9.65	0.239	0.013	405.4	167.7
205	7/24/2010 7:00	700	6.369	87.1	0.877	220.1	-7.06	-19.75	12.6	9.62	0.238	0.014	405.3	167.6
205	7/24/2010 8:00	800	6.9	85.2	1.57	235.6	34.79	-12.79	12.44	9.86	0.237	0.014	405.5	167.8
205	7/24/2010 9:00	900	7.37	82.4	2.856	264.3	32.77	-6.313	12.39	10.32	0.237	0.014	405.2	167.5
205	7/24/2010 10:00	1000	7.76	81.3	2.759	257.1	36.71	-5.085	12.41	10.47	0.237	0.014	405.4	167.7
205	7/24/2010 11:00	1100	8.72	75.7	3.347	247.7	108.1	2.724	12.47	11.04	0.237	0.014	405.4	167.7
205	7/24/2010 12:00	1200	9.19	74.6	4.682	243.4	154	10.78	12.63	11.81	0.237	0.014	405.2	167.5
205	7/24/2010 13:00	1300	9.56	74.7	5.201	253.9	146.6	17.66	12.87	12.64	0.238	0.015	405.1	167.4
205	7/24/2010 14:00	1400	9.34	79.4	4.402	262.9	107.1	9.3	13.18	12.83	0.24	0.013	405.7	168
205	7/24/2010 15:00	1500	10.3	74.4	4.08	284.1	136.9	18.24	13.43	13.5	0.24	0.016	405.3	167.6
205	7/24/2010 16:00	1600	11.27	68.78	4.301	262.5	255.3	24.07	13.73	14.06	0.241	0.015	405	167.3
205	7/24/2010 17:00	1700	12	65.96	4.695	257.7	238.5	39.53	14.1	15.63	0.243	0.014	405.5	167.8
205	7/24/2010 18:00	1800	12.52	66.39	4.456	241.9	321	45.43	14.66	16.65	0.245	0.014	405.6	167.9
205	7/24/2010 19:00	1900	12.05	67.84	4.748	239.9	139.9	41.58	15.28	17.68	0.246	0.013	405.1	167.4
205	7/24/2010 20:00	2000	12.53	64.28	3.759	241.8	113	14.44	15.79	16.54	0.249	0.015	405	167.3
205	7/24/2010 21:00	2100	11.55	68.51	4.341	248.3	5.602	0.581	15.96	15.71	0.249	0.014	405.4	167.7
205	7/24/2010 22:00	2200	10.69	73.7	3.167	255.6	-13.86	-11.97	15.88	14.52	0.249	0.014	405	167.3
205	7/24/2010 23:00	2300	10.4	73.4	3.243	268.3	-20.09	-16.54	15.59	13.65	0.247	0.014	405.5	167.8
206	7/25/2010 0:00	2400	10.2	73.6	2.339	257.9	-34.93	-19.08	15.24	12.95	0.246	0.014	405.4	167.7
206	7/25/2010 1:00	100	9.36	76.4	1.306	212.3	-51.3	-23.46	14.88	12.24	0.244	0.014	405.3	167.6
206	7/25/2010 2:00	200	8.65	79.4	0.995	136.1	-62.38	-29.67	14.49	11.4	0.243	0.014	405.3	167.6
206	7/25/2010 3:00	300	7.78	83.2	0.872	100.6	-65.43	-32.43	14.07	10.65	0.241	0.014	405.3	167.6
206	7/25/2010 4:00	400	7.68	82.7	1.406	160.1	-64.16	-33.87	13.63	9.99	0.239	0.014	405.3	167.6
206	7/25/2010 5:00	500	7.82	80.8	1.472	252.2	-63.61	-33.19	13.21	9.49	0.237	0.014	405.4	167.7
206	7/25/2010 6:00	600	7.32	81.3	1.151	233.8	-55.9	-32.77	12.81	9.06	0.236	0.013	405.8	168.1
206	7/25/2010 7:00	700	8	76.5	0.748	105.3	-7.67	-23.4	12.46	9.04	0.235	0.012	405.4	167.7
206	7/25/2010 8:00	800	8.23	72.2	1.531	171	64.04	-15.89	12.23	9.42	0.234	0.013	405.4	167.7
206	7/25/2010 9:00	900	10.39	63.1	0.754	127.1	143.6	4.147	12.21	10.26	0.234	0.013	405.4	167.7
206	7/25/2010 10:00	1000	10.88	60.76	2.424	229.4	229.2	33.39	12.47	12.43	0.234	0.015	405.5	167.8
206	7/25/2010 11:00	1100	12.23	56.5	2.487	179.1	317.1	58.5	13.04	15.06	0.237	0.017	405.4	167.7
206	7/25/2010 12:00	1200	13.43	52.68	2.889	239.3	375.6	80.9	13.68	17.82	0.239	0.018	405.3	167.6
206	7/25/2010 13:00	1300	14.63	48.64	4.085	258.7	433.5	79	14.41	19.64	0.242	0.011	405.4	167.7
206	7/25/2010 14:00	1400	14.76	47.83	4.442	268.4	263.1	66.78	15.38	20.75	0.245	0.013	404.6	166.9
206	7/25/2010 15:00	1500	14.94	48.14	4.184	256.5	352.3	53.94	16.28	20.69	0.249	0.012	404.9	167.2
206	7/25/2010 16:00	1600	15.69	44.77	3.194	264.9	221.8	68.43	17.07	22.09	0.251	0.015	405.3	167.6
206	7/25/2010 17:00	1700	15.54	45.47	3.111	248	115.9	32.89	17.84	21.09	0.255	0.015	405.2	167.5
206	7/25/2010 18:00	1800	15.41	46.63	2.938	272.6	69.17	19.43	18.16	20.13	0.256	0.015	405.3	167.6
206	7/25/2010 19:00	1900	15.79	44.49	2.677	283.7	114.8	20.11	18.2	19.61	0.255	0.015	405.3	167.6
206	7/25/2010 20:00	2000	15.76	44.53	2.876	287.3	58.46	13.42	18.23	19.21	0.255	0.015	405.3	167.6
206	7/25/2010 21:00	2100	15.78	45.48	2.456	264.5	26.65	5.076	18.21	18.5	0.255	0.013	405.2	167.5
206	7/25/2010 22:00	2200	14.9	50.74	1.634	275	-38.94	-2.904	18.11	17.72	0.254	0.014	405.1	167.4
206	7/25/2010 23:00	2300	13.59	55.6	0.954	309.8	-65.08	-19.9	17.84	16.36	0.253	0.014	405.2	167.5
207	7/26/2010 0:00	2400	11.77	63.92	1.121	53.04	-62.6	-26.98	17.39	15.15	0.251	0.014	405.2	167.5
207	7/26/2010 1:00	100	10.47	68.55	1.4	31.3	-61.89	-30.75	16.87	14.14	0.248	0.014	405.2	167.5
207	7/26/2010 2:00	200	9.71	71.5	1.615	21.62	-64.79	-33.28	16.34	13.25	0.246	0.014	405.2	167.5
207	7/26/2010 3:00	300	9.11	73.1	1.774	22.29	-62.3	-34.37	15.81	12.47	0.244	0.014	405.2	167.5
207	7/26/2010 4:00	400	8.64	74.5	1.924	21.97	-61.92	-34.78	15.3	11.8	0.242	0.014	405.2	167.5
207	7/26/2010 5:00	500	8.09	76.5	1.639	17.4	-62.58	-35.22	14.82	11.2	0.24	0.014	405.1	167.4
207	7/26/2010 6:00	600	7.72	77.6	1.501	18.83	-54.84	-34.6	14.37	10.68	0.239	0.014	405.2	167.5
207	7/26/2010 7:00	700	8.67	75.3	1.142	43.39	-10.12	-26.29	13.96	10.54	0.237	0.012	405.3	167.6
207	7/26/2010 8:00	800	11.59	63.54	0.843	63.12	55.97	-14.6	13.68	10.97	0.236	0.009	405.3	167.6
207	7/26/2010 9:00	900	13.24	55.61	0.919	354.2	134.3	7.05	13.64	11.95	0.236	0.013	405.3	167.6
207	7/26/2010 10:00	1000	13.81	51.6	1.166	280.4	215.1	37.66	13.91	14.2	0.237	0.014	405.3	167.6
207	7/26/2010 11:00	1100	15.28	47	1.079	275.2	261.2	65.45	14.52	17.08	0.239	0.015	405.2	167.5
207	7/26/2010 12:00	1200	15.59	45.55	2.059	221.7	221.3	61.75	15.22	18.75	0.242	0.015	405.3	167.6
207	7/26/2010 13:00	1300	16.25	43.35	2.509	264.5	265.3	63.05	15.83	19.86	0.244	0.013	405.3	167.6
207	7/26/2010 14:00	1400	17.45	40.19	2.207	231.6	444.1	74.4	16.53	21.5	0.246	0.012	405.2	167.5
207	7/26/2010 15:00	1500	18.16	38.2	1.732	281.1	335.7	90.6	17.54	23.91	0.25	0.013	404.8	167.1
207	7/26/2010 16:00	1600	18.1	38.1	1.356	253.6	187.5	62.57	18.81	24.04	0.255	0.014	405.2	167.5
207	7/26/2010 17:00	1700	18.68	36.41	0.935	328.1	136	55.42	19.63	23.91	0.259	0.012	405.1	167.4
207	7/26/2010 18:00	1800	18.35	36.32	1.558	295.5	28.97	29	20.12	23	0.26	0.014	405.1	167.4
207	7/26/2010 19:00	1900	18.54	34.01	1.023	259.3	-9.62	5.444	20.25	21.26	0.261	0.014	405.2	167.5
207	7/26/2010 20:00	2000	19.96	31.76	1.673	222	111.1	14.25	20.04	20.68	0.259	0.015	405.1	167.4
207	7/26/2010 21:00	2100	19.6	32.7	2.637	195.6	40.59	15.57	19.94	20.71	0.258	0.013	405	167.3
207	7/26/2010 22:00	2200	18.68	36.41	1.266	224.8	-40.69	2.629	19.92	19.96	0.258	0.012	405.1	167.4
207	7/26/2010 23:00	2300	16.25	47	1.699	44.84	-64.84	-15.17	19.69	18.54	0.257	0.014	405.3	167.6
208	7/27/2010 0:00	2400	13.87	53.66	2.361	21.68	-69.65	-26.73	19.23	17.12	0.255	0.014	404.9	167.2
208	7/27/2010 1:00	100	12.5	58.06	2.107	11.97	-68.33	-31.42	18.66	15.94	0.253	0.014	405.1	167.4
208	7/27/2010 2:00	200	11.83	60.83	1.477	13.13	-66.19	-33.13	18.06	15	0.25	0.014	405.1	167.4
208	7/27/2010 3:00	300	11.22	62.5	1.486	6.944	-64.85	-33.74	17.48	14.21	0.248	0.014	405.1	167.4
208	7/27/2010 4:00	400	10.65	64.21	1.61	6.992	-63.52	-34.06	16.94	13.53	0.245	0.014	405.3	167.6
208	7/27/2010 5:00	500	10.17	65.5	1.948	6.839	-61.85	-34.07	16.43	12.92	0.243	0.014	405.2	167.5
208	7/27/2010 6:00	600	9.74	68.65	0.98	354.3	-53.36	-32.68	15.96	12.42	0.242	0.014	405.1	167.4
208	7/27/2010 7:00	700	10.57	67.45	0.574	17.02	-15.58	-25.37	15.54	12.26	0.24	0.014	405.3	167.6
208	7/27/2010 8:00	800	13	56.86	0.514	63.83	51.58	-13.79	15.24	12.63	0.239	0.01	405.3	167.6
208	7/27/2010 9:00	900	16.2	47.37	1.21	98.4	131.4	8.06	15.16	13.57	0.238	0.012	405.1	167.4
208	7/27/2010 10:00	1000	17.33	42.25	1.713	129.2	205.2	37.75	15.4	15.8	0.239	0.014	405.4	167.7
208	7/27/2010 11:00	1100	18.23	37.27	3.704	166.1	287.4	60.31	15.97	18.36	0.242	0.013	404.8	167.1
208	7/27/2010 12:00	1200	18.83	35.49	3.504	159.7	327.1	73	16.63	20.57	0.244	0.012	405.1	167.4
208	7/27/2010 13:00	1300	19.44	34.12	3.251	179.6	309.8	76.6	17.34	22.41	0.247	0.015	405.2	167.5
208	7/27/2010 14:00	1400	20.11	32.28	3.935	170.4	378	74.3	18.19	23.72	0.25	0.015	405.1	167.4
208	7/27/2010 15:00	1500	21.23	28.48	4.173	177.5	439	88.4	19.12	25.43	0.254	0.014	404.8	167.1
208	7/27/2010 16:00	1600	20.7	29.18	3.897	185.3	161.6	57.86	20.23	25.61	0.258	0.018	405	167.3
208	7/27/2010 17:00	1700	21.35	27.32	4.27	197.3	244.3	52.03	20.95	25.12	0.261	0.015	405.5	167.8
208	7/27/2010 18:00	1800	21.5	29.2	3.354	243.6	234.8	60.98	21.41	25.93	0.262	0.014	405.1	167.4
208	7/27/2010 19:00	1900	21.72	26.74	3.841	208.3	199.6	44.31	21.92	25.62	0.264	0.012	405.3	167.6
208	7/27/2010 20:00	2000	21.58	28.02	3.315	241.9	93	32.52	22.28	25.11	0.264	0.014	404.9	167.2
208	7/27/2010 21:00	2100	19.73	32.38	3.435	256.5	-46.4	3.159	22.46	23.45	0.265	0.014	404.8	167.1
208	7/27/2010 22:00	2200	18.28	35.45	2.131	302.8	-58.17	-14.25	22.22	21.53	0.264	0.014	405	167.3
208	7/27/2010 23:00	2300	16.84	40.36	1.2	71.2	-62.45	-22	21.68	20.07	0.261	0.014	404.9	167.2
209	7/28/2010 0:00	2400	15.45	45.07	1.08	100	-67.89	-27.26	21.07	18.83	0.259	0.014	405.1	167.4
209	7/28/2010 1:00	100	14.47	50.14	1.135	98.9	-74.1	-32.19	20.43	17.68	0.256	0.014	405.1	167.4
209	7/28/2010 2:00	200	13.52	54.14	1.48	20.38	-68.96	-34.22	19.79	16.69	0.253	0.013	404.4	166.7
209	7/28/2010 3:00	300	11.92	65.27	3.414	299	-69.43	-34.74	19.18	15.88	0.251	0.014	405	167.3
209	7/28/2010 4:00	400	10.66	69.93	2.389	281.3	-70.3	-37.62	18.6	15.03	0.248	0.014	405	167.3
209	7/28/2010 5:00	500	9.27	74.8	1.486	38.13	-69.91	-39.33	18.03	14.23	0.246	0.014	405.2	167.5
209	7/28/2010 6:00	600	8.81	75.4	1.156	5.569	-60.78	-39.51	17.47	13.52	0.244	0.014	405.1	167.4
209	7/28/2010 7:00	700	8.6	74.9	0.896	282	-27.15	-32.96	16.95	13.18	0.242	0.014	405.2	167.5

Faro Meteorological Data
January 01 - December 31, 2010

Faro Climate Station - 2010 data

Note: Cumulative precipitation is calculated in column 'V', while raw instrument numbers are seen in column 'U'. -0.1

Julian Day	Date	Hr	Tair	RH %	WindV	WindD	NetRad	SoilHF	SoilT2	SoilT3	Soil W	SnoD	Precip	Precip (rev)
209	7/28/2010 8:00	800	9.71	69.3	0.833	304	36.79	-21.6	16.54	13.35	0.241	0.013	405.2	167.5
209	7/28/2010 9:00	900	9.94	63.75	2.065	285.8	90	-8.59	16.33	13.84	0.24	0.017	405.2	167.5
209	7/28/2010 10:00	1000	11.73	51.64	3.866	290.3	190.4	19.81	16.33	15.38	0.24	0.016	404.4	166.7
209	7/28/2010 11:00	1100	12.98	41.06	4.332	281.9	273	33.79	16.62	17.08	0.241	0.016	404.9	167.2
209	7/28/2010 12:00	1200	14.01	35.71	4.7	293.4	362.2	55.84	17.01	19.23	0.243	0.015	405.2	167.5
209	7/28/2010 13:00	1300	14.8	35.68	3.473	293	395	66.29	17.57	21.28	0.245	0.015	404.6	166.9
209	7/28/2010 14:00	1400	15.3	36.88	4.23	275.8	340.7	70.3	18.39	23.09	0.248	0.016	404.9	167.2
209	7/28/2010 15:00	1500	15.96	34.84	3.742	277.4	413.7	60.42	19.31	23.6	0.252	0.013	405.2	167.5
209	7/28/2010 16:00	1600	16.84	32.81	4.011	277.2	443.4	86	20.24	25.78	0.255	0.015	405.1	167.4
209	7/28/2010 17:00	1700	17.08	31.72	3.197	290.7	348.5	80.2	21.34	26.94	0.26	0.014	404.7	167
209	7/28/2010 18:00	1800	17	32.03	3.178	317.3	225.1	55.51	22.29	26.8	0.263	0.016	404.9	167.2
209	7/28/2010 19:00	1900	17.29	31.1	3.438	285.6	156.5	39.05	22.87	26.04	0.265	0.013	405.2	167.5
209	7/28/2010 20:00	2000	16.7	33.09	3.391	292.4	49.72	6.735	23.13	24.22	0.266	0.012	404	166.3
209	7/28/2010 21:00	2100	16.47	34.46	3.378	322.8	13.84	-2.331	22.99	22.73	0.265	0.015	404.3	166.6
209	7/28/2010 22:00	2200	15.68	37.56	2.858	315.6	-46.16	-14.28	22.64	21.36	0.263	0.014	404.9	167.2
209	7/28/2010 23:00	2300	13.69	44.42	1.922	1.149	-80.8	-29.89	22.09	19.71	0.261	0.015	405	167.3
210	7/29/2010 0:00	2400	10.76	56.19	3.041	26.55	-80.9	-42.44	21.39	17.99	0.258	0.015	405.1	167.4
210	7/29/2010 1:00	100	10.02	56.67	2.452	20.38	-78.6	-45.7	20.6	16.59	0.255	0.014	405.1	167.4
210	7/29/2010 2:00	200	9.07	59.28	2.082	18.18	-76.3	-46.37	19.81	15.49	0.251	0.014	404.8	167.1
210	7/29/2010 3:00	300	8.47	62.5	1.753	13.1	-73.8	-45.87	19.06	14.59	0.248	0.014	405	167.3
210	7/29/2010 4:00	400	8.05	64.46	1.924	14.96	-71	-45.3	18.38	13.82	0.246	0.014	405	167.3
210	7/29/2010 5:00	500	7.83	65.64	1.481	14.05	-69	-44.02	17.75	13.16	0.243	0.014	405	167.3
210	7/29/2010 6:00	600	7.65	67.82	1.201	18.79	-59.8	-41.92	17.18	12.63	0.241	0.014	405	167.3
210	7/29/2010 7:00	700	8.24	65.53	1.293	357.4	-25.86	-34.71	16.68	12.41	0.239	0.014	405.1	167.4
210	7/29/2010 8:00	800	10.38	59.18	0.402	41.04	30.22	-22.22	16.29	12.71	0.238	0.009	405.1	167.4
210	7/29/2010 9:00	900	13.94	45.74	0.712	98.7	102.3	-0.213	16.12	13.68	0.237	0.008	405	167.3
210	7/29/2010 10:00	1000	15.08	41.88	0.706	149.8	184.8	30.37	16.22	15.71	0.238	0.01	405.1	167.4
210	7/29/2010 11:00	1100	16.43	37.93	1.119	306.2	259.2	56.6	16.68	18.38	0.239	0.014	405.2	167.5
210	7/29/2010 12:00	1200	16.77	36.33	2.682	258.7	326.3	69.05	17.31	20.71	0.242	0.014	405	167.3
210	7/29/2010 13:00	1300	17.56	33.06	2.615	266.2	367.6	78.1	18.03	22.81	0.245	0.013	404.7	167
210	7/29/2010 14:00	1400	18.46	31.89	2.657	242.8	392.7	86.3	18.98	24.86	0.249	0.016	405.2	167.5
210	7/29/2010 15:00	1500	18.94	30.7	3.114	268.6	393.3	80.9	20.1	26.07	0.253	0.014	405	167.3
210	7/29/2010 16:00	1600	19.57	30.25	2.859	236.5	412.2	88.1	21.26	27.45	0.257	0.012	405	167.3
210	7/29/2010 17:00	1700	19.93	27.82	2.266	250.2	259.5	79.6	22.4	28.49	0.261	0.016	403.6	165.9
210	7/29/2010 18:00	1800	20.22	28.12	2.925	273.1	256.5	64.75	23.31	28.27	0.265	0.013	404.9	167.2
210	7/29/2010 19:00	1900	20.46	26.97	2.504	273	166.4	49.88	23.91	27.97	0.267	0.014	405	167.3
210	7/29/2010 20:00	2000	20.22	27.9	2.811	255.1	69.29	24.11	24.3	26.63	0.268	0.013	404.7	167
210	7/29/2010 21:00	2100	19.96	30.04	1.43	344.6	41.86	10.06	24.34	25.14	0.268	0.012	404.8	167.1
210	7/29/2010 22:00	2200	18.61	35.42	2.785	32.72	-18.13	1.871	24.13	24.09	0.266	0.014	404.5	166.8
210	7/29/2010 23:00	2300	15.88	46.63	3.243	29.82	-69.11	-22.42	23.74	22.2	0.265	0.014	405	167.3
211	7/30/2010 0:00	2400	14.16	50.64	2.647	34.14	-59.47	-33.38	23.09	20.41	0.262	0.015	405.2	167.5
211	7/30/2010 1:00	100	13.86	51.68	2.004	26.29	-55.73	-31.56	22.34	19.29	0.259	0.015	405	167.3
211	7/30/2010 2:00	200	13.31	54.15	1.301	11.93	-51.17	-31.99	21.64	18.38	0.256	0.015	405	167.3
211	7/30/2010 3:00	300	12.76	56.77	1.405	16.21	-60.52	-32.71	21	17.61	0.253	0.014	405.1	167.4
211	7/30/2010 4:00	400	12.23	58.25	0.971	347.5	-57.07	-32.45	20.42	16.91	0.251	0.014	405	167.3
211	7/30/2010 5:00	500	11.31	61.25	1.813	13.06	-70.7	-36.68	19.88	16.14	0.248	0.014	405	167.3
211	7/30/2010 6:00	600	10.44	63.77	1.449	19.87	-62.53	-38.35	19.34	15.36	0.247	0.014	405	167.3
211	7/30/2010 7:00	700	10.82	62.89	1.106	9.3	-29.27	-33.01	18.8	14.91	0.245	0.013	405.1	167.4
211	7/30/2010 8:00	800	12.69	57.07	0.591	42.95	28.54	-21.2	18.37	15.05	0.243	0.012	405.1	167.4
211	7/30/2010 9:00	900	14.78	48.61	1.487	110.2	105.1	-0.495	18.13	15.82	0.242	0.012	405.1	167.4
211	7/30/2010 10:00	1000	16.49	44.3	1.092	150.8	187	28.77	18.16	17.68	0.242	0.012	405.2	167.5
211	7/30/2010 11:00	1100	17.57	40.2	1.682	283.3	264.7	55.22	18.57	20.25	0.244	0.013	404.5	166.8
211	7/30/2010 12:00	1200	18.32	38.41	2.766	273.4	261.7	60.57	19.13	22.18	0.246	0.017	404.6	166.9
211	7/30/2010 13:00	1300	19.08	32.57	2.856	270.2	386.3	75	19.72	24.06	0.248	0.019	404.8	167.1
211	7/30/2010 14:00	1400	19.8	27.97	3.684	272.2	405.5	82.8	20.56	26.13	0.251	0.019	404	166.3
211	7/30/2010 15:00	1500	20.27	29.71	3.443	258.7	376.3	82.1	21.62	27.4	0.256	0.014	405.1	167.4
211	7/30/2010 16:00	1600	20.74	29.01	3.779	276.1	338.9	70.8	22.75	28.12	0.26	0.014	404.9	167.2
211	7/30/2010 17:00	1700	21.46	27.33	2.358	260.7	346.2	80.1	23.68	29.05	0.263	0.013	404.9	167.2
211	7/30/2010 18:00	1800	21.33	28.05	2.786	270.9	244.4	68.69	24.52	29.63	0.266	0.014	404.9	167.2
211	7/30/2010 19:00	1900	20.94	29.42	2.282	134.8	124.4	38.67	25.17	28.67	0.269	0.009	405.2	167.5
211	7/30/2010 20:00	2000	21.17	28.35	2.303	226.4	94.6	25.91	25.43	27.52	0.269	0.012	405	167.3
211	7/30/2010 21:00	2100	20.6	32.08	2.176	109.1	42.89	11.59	25.45	26.31	0.269	0.013	404.8	167.1
211	7/30/2010 22:00	2200	18.68	40.36	2.19	52.13	-26.95	-1.771	25.27	24.99	0.268	0.015	404.7	167
211	7/30/2010 23:00	2300	16.13	49.52	2.422	29.91	-61.96	-23.05	24.83	23.14	0.266	0.014	405.1	167.4
212	7/31/2010 0:00	2400	14.54	53.43	2.01	22.17	-71.7	-34.1	24.17	21.41	0.263	0.014	404.8	167.1
212	7/31/2010 1:00	100	13.6	56.68	1.615	23.75	-70.1	-37.48	23.41	20.05	0.26	0.014	405.1	167.4
212	7/31/2010 2:00	200	12.91	58.52	1.721	17.3	-66.1	-38.62	22.65	18.96	0.257	0.015	405	167.3
212	7/31/2010 3:00	300	12.52	60.79	1.16	20.66	-54.76	-37.14	21.94	18.11	0.254	0.015	404.9	167.2
212	7/31/2010 4:00	400	12.41	61.62	1.005	19.93	-57.4	-34.76	21.3	17.51	0.251	0.016	405	167.3
212	7/31/2010 5:00	500	13.5	54.12	0.837	24.47	-53.63	-32.97	20.74	16.97	0.249	0.014	405	167.3
212	7/31/2010 6:00	600	13.93	48.45	0.964	324.8	-55.99	-32.24	20.24	16.51	0.247	0.013	405.1	167.4
212	7/31/2010 7:00	700	13.98	47.79	2.671	276.8	-26.61	-27.19	19.79	16.22	0.246	0.014	404.7	167
212	7/31/2010 8:00	800	14	48.34	3.028	277.4	18.39	-18.64	19.42	16.3	0.244	0.014	404.3	166.6
212	7/31/2010 9:00	900	14.33	46.92	3.615	263.1	75.1	-4.711	19.19	16.8	0.244	0.013	404.9	167.2
212	7/31/2010 10:00	1000	14.91	44.15	3.781	272.5	136.3	10.33	19.13	17.72	0.244	0.014	404.8	167.1
212	7/31/2010 11:00	1100	16.09	42.11	3.495	251.3	209.9	31.49	19.28	19.33	0.244	0.016	404.9	167.2
212	7/31/2010 12:00	1200	16.41	41.54	4.012	257.4	194.7	35.39	19.59	20.64	0.245	0.014	405	167.3
212	7/31/2010 13:00	1300	16.92	41.32	3.584	245.8	319.9	41.33	20	21.59	0.247	0.013	405.3	167.6
212	7/31/2010 14:00	1400	18.49	36.89	2.89	248.7	415.8	77.8	20.55	24.43	0.249	0.013	404.5	166.8
212	7/31/2010 15:00	1500	19.04	36.26	4.104	236.9	365	78.7	21.52	26.33	0.253	0.018	404.9	167.2
212	7/31/2010 16:00	1600	19.12	35.54	4.139	252.8	306.2	57.74	22.59	26.54	0.257	0.015	404.7	167
212	7/31/2010 17:00	1700	19.21	35.4	3.746	247.6	215.1	57.94	23.36	27.11	0.26	0.014	404.8	167.1
212	7/31/2010 18:00	1800	19.06	36.1	4.048	251.3	240.8	34.7	23.94	26.35	0.262	0.015	405.1	167.4
212	7/31/2010 19:00	1900	19.61	34.61	4.935	245.3	208.7	40.42	24.25	26.57	0.263	0.014	404.7	167
212	7/31/2010 20:00	2000	18.56	37.72	5.041	252.3	75.8	17.12	24.51	25.63	0.264	0.015	404	166.3
212	7/31/2010 21:00	2100	15.95	55.36	3.039	260.2	-141.9	-22.96	24.49	23.26	0.264	0.017	405.1	167.4
212	7/31/2010 22:00	2200	15.02	62.37	2.154	67.31	-74	-38.93	23.91	20.89	0.262	0.014	405.2	167.5
212	7/31/2010 23:00	2300	14.04	67.2	1.073	72.6	-59.83	-39.55	23.1	19.54	0.258	0.015	405.2	167.5
212	8/1/2010 0:00	2400	13.78	64.11	0.778	6.49	-56.37	-40.41	22.3	18.41	0.255	0.014	405.2	167.5
213	8/1/2010 1:00	100	13.14	66.47	1.12	70.1	-49.23	-40.08	21.57	17.53	0.252	0.015	405.3	167.6
213	8/1/2010 2:00	200	13.07	65.68	1.395	85.2	-44.06	-35.19	20.92	16.97	0.249	0.014	405.3	167.6
213	8/1/2010 3:00	300	12.17	69.87	1.405	52.65	-57.61	-39.38	20.36	16.26	0.247	0.015	405.2	167.5
213	8/1/2010 4:00	400	11.81	71.7	1.144	82.1	-55.06	-37.51	19.82	15.67	0.245	0.015	405.2	167.5
213	8/1/2010 5:00	500	11.47	73.7	1.293	75.4	-44.08	-34.66	19.32	15.25	0.243	0.014	405.5	167.8
213	8/1/2010 6:00	600	10.99	76.7	1.164	71.1	-49.35	-35.61	18.88	14.8	0.242	0.014	405.3	167.6
213	8/1/2010 7:00	700	11.46	75.3	1.021	68.38	-23.71	-30.75	18.47	14.54	0.24	0.013	405.3	167.6
213	8/1/2010 8:00	800	12.26	72.9	1.929	135.5	34.94	-22.13	18.13	14.67	0.239	0.014	405.2	167.5
213	8/1/2010 9:00	900	13.44	69.19	2.263	149.5	105.7	-3.046	17.95	15.41	0.238	0.014	405.4	167.7
213	8/1/2010 10:00	1000	15.11	62.45	1.147	186.3	190.4	27.24	17.98	17.17	0.239	0.011	405.2	167.5
213	8/1/2010 11:00	1100	17.13	54.39	1.278	217.9	269.8	56.5	18.37	19.82	0.24	0.014	405.2	167.5
213	8/1/2010 12:00	1200	18.3	48.88	3.394	248.3	345.1	65.82	18.93	22.09	0.242	0.02	405.7	168
213	8/1/2010 13:00	1300	19.29	42.43	4.716	276	375.7	72.9	19.61	24.12	0.245	0.015	404.1	166.4
213	8/1/2010 14:00	1400	19.78	37.8	5.48	279.2	357	62.44	20.5	25.01	0.249	0.014	404.9	167.2
213	8/1/2010 15:00	1500	20.62	33.61	5.52	270.3	434.5	74.1	21.38	26.27	0.252	0.019	405.1	167.4
213	8/1/2010 16:00	1600	20.53	33.78	4.779	278.8	270.6	67.54	22.4	27.39	0.256	0.015	404.8	167.1
213	8/1/2010 17:00	1700	20.04	35.93	3.774	280.6	120.1	30.9	23.25	26.25	0.26	0.012	404.1	166.4
213	8/1/2010 18:00	1800	20.96	32.38	4.014	269.8	215.9	39.75	23.57	26.11	0.261	0.015	404.9	167.2
213	8/1/2010 19:00	1900	21.25	31.58	3.847	271.2	131.1	33.37	23.82	26.17	0.261	0.015	404.9	167.2
213	8/1/2010 20:00	2000	21.52	30.85	4.327	276.2	86.5	21.57	24.03	25.49	0.262	0.016	405.3	167.6
213	8/1/2010 21:00	2100	20.94	33.38	3.408	272.2	26.74	6.331	24.11	24.44	0.262	0.014	404.8	167.1
213	8/1/2010 22:00	2200	20.12	37.13	3.972	290.4	-17.11	-0.949	23.96	23.48	0.261	0.014	405	167.3
213	8/1/2010 23:00	2300	18.48	41.23	2.767	314.9	-68.59	-17.28	23.64	22.12	0.26	0.014	405	167.3
213	8/2/2010 0:00	2400	17.34	44.21	2.083	311.1	-74.3	-27.68	23.13	20.72	0.257	0.014	405.1	167.4
214	8/2/2010 1:00	100	16.42	47.21	1.099	341.7	-74.9	-32.25	22.53	19.56	0.255	0.015	405.2	167.5
214	8/2/2010 2:00	200	15.09	52.75	0.508	98.3	-69.4	-34.08	21.9	18.6	0.252	0.016	405.1	167.4
214	8/2/2010 3:00	300	14.05	58.32	0.836	86.3	-59.89	-34.29	21.31	17.82	0.25	0.014	405.1	167.4
214	8/2/2010 4:00	400	13.99	58.74	0.689	86.1	-51.69	-31.03	20.76	17.3	0.248	0.015	405.2	167.5
214	8/2/2010 5:00	500	13.87	60	0.48	94.5	-51.03	-29.63	20.29	16.87	0.246	0.015	405.2	167.5
214	8/2/2010 6:00	600	13.4	62.21	0.705	108.9	-41.1	-27.94	19.87	16.5	0.245	0.016	405.2	167.5
214	8/2/2010 7:00	700	14.06	59.4	0.719	102.6	-22.01	-23.3	19.5	16.33	0.243	0.014	405.2	167.5
214	8/2/2010 8:00	800	14.39	59.05	1.148	117.3	-2.378	-16.42	19.21	16.41	0.242	0.014	405.2	167.5
214	8/2/2010 9:00	900	15.16	57.21	0.757	132.9	32.87	-6.291	19.02	16.77	0.242	0.013	405.2	167.5
214	8/2/2010 10:00	1000	15.85	55.21	1.048	163.8	68.84	6.198	18.96	17.5	0.241	0.014	405.2	167.5
214	8/2/2010 11:00	1100	16.14	55.96	2.016	285.5	69.73	11.1	19.06	18.22	0.242	0.015	405.2	167.5
214	8/2/2010 12:00	1200	17.06	53.42	2.413	292.2	152.6	18.26	19.26	18.91	0.242	0.014	405.3	167.6

Faro Meteorological Data
January 01 - December 31, 2010

Faro Climate Station - 2010 data

Note: Cumulative precipitation is calculated in column 'V', while raw instrument numbers are seen in column 'U'. -0.1

Julian Day	Date	Hr	Tair	RH %	WindV	WindD	NetRad	SoilHF	SoilT2	SoilT3	Soil W	SnoD	Precip	Precip (rev)
214	8/2/2010 13:00	1300	18.4	46.13	3.208	273.9	180.6	35.29	19.56	20.4	0.244	0.016	405.3	167.6
214	8/2/2010 14:00	1400	19.07	41.13	4.997	283.2	176.3	36.34	20.02	21.42	0.245	0.016	405.1	167.4
214	8/2/2010 15:00	1500	19.04	38.39	5.615	307.7	98.6	25.22	20.5	21.64	0.248	0.014	405	167.3
214	8/2/2010 16:00	1600	19.17	39.02	4.758	292.4	119.3	16.44	20.84	21.29	0.249	0.018	404.9	167.2
214	8/2/2010 17:00	1700	19.96	36.64	5.4	288.2	173.8	32.14	21.04	22.1	0.249	0.013	405.5	167.8
214	8/2/2010 18:00	1800	20.05	37.05	5.634	284.6	173.8	28.56	21.35	22.47	0.251	0.015	404.7	167
214	8/2/2010 19:00	1900	20.47	35.07	5.141	284.9	155	31.56	21.67	22.98	0.251	0.016	404.9	167.2
214	8/2/2010 20:00	2000	20.09	37.25	5.194	288.7	57.98	17.13	21.99	22.68	0.253	0.014	404.9	167.2
214	8/2/2010 21:00	2100	19.54	39.72	3.559	292.4	-4.476	4.197	22.14	21.87	0.254	0.014	404.3	166.6
214	8/2/2010 22:00	2200	18.46	44.33	2.731	319.4	-48.54	-8.12	22.05	20.85	0.253	0.014	405	167.3
214	8/2/2010 23:00	2300	17.29	48.07	2.457	319	-70	-20.36	21.75	19.65	0.252	0.014	405	167.3
214	8/3/2010 0:00	2400	15.64	54.42	0.487	228.3	-71.4	-27.77	21.31	18.54	0.25	0.015	405.1	167.4
215	8/3/2010 1:00	100	14.3	59.6	0.634	48.96	-67.59	-31.73	20.79	17.57	0.248	0.014	405.1	167.4
215	8/3/2010 2:00	200	13.37	63.21	0.697	40.56	-64.65	-33.19	20.27	16.78	0.246	0.015	405.1	167.4
215	8/3/2010 3:00	300	12.69	67.03	0.323	57.42	-63.73	-33.72	19.77	16.12	0.244	0.015	405.1	167.4
215	8/3/2010 4:00	400	12.11	70.4	1.072	43.47	-61.97	-34.04	19.29	15.54	0.242	0.014	405.3	167.6
215	8/3/2010 5:00	500	11.77	71.2	1.254	23.7	-60.83	-33.89	18.85	15.02	0.241	0.014	405.1	167.4
215	8/3/2010 6:00	600	11.49	72.5	1.149	26.5	-54.95	-33.17	18.43	14.58	0.239	0.014	405.1	167.4
215	8/3/2010 7:00	700	11.55	72.2	1.211	6.537	-29.23	-28.69	18.04	14.34	0.238	0.015	405.2	167.5
215	8/3/2010 8:00	800	13.23	66.78	0.519	32.97	21.01	-17.73	17.73	14.57	0.237	0.013	405.2	167.5
215	8/3/2010 9:00	900	17.24	51.57	0.269	83.5	91.1	3.787	17.59	15.55	0.236	0.006	405.2	167.5
215	8/3/2010 10:00	1000	18.44	47.96	0.486	280.3	162.1	30.57	17.69	17.4	0.236	0.015	405.2	167.5
215	8/3/2010 11:00	1100	18.52	48.12	2.294	282.3	236.4	49.32	18.14	19.63	0.238	0.015	405.2	167.5
215	8/3/2010 12:00	1200	20.03	40.51	3.198	261.5	310.1	62.49	18.74	21.72	0.24	0.014	404.7	167
215	8/3/2010 13:00	1300	20.97	38.39	2.825	268	358.7	79.1	19.47	24.07	0.243	0.017	405	167.3
215	8/3/2010 14:00	1400	21.69	36.34	2.698	248	377.8	87.1	20.44	26.14	0.247	0.014	405.1	167.4
215	8/3/2010 15:00	1500	22.23	33.87	4.108	272.8	385.9	84.1	21.56	27.5	0.251	0.016	404.4	166.7
215	8/3/2010 16:00	1600	22.79	30.82	4.18	275.1	362.7	80.1	22.71	28.54	0.256	0.016	404.7	167
215	8/3/2010 17:00	1700	22.44	30.17	3.587	286.6	124.1	55.41	23.71	28.49	0.26	0.015	404.7	167
215	8/3/2010 18:00	1800	23.17	28.48	3.658	276.1	214.9	45.11	24.31	27.74	0.262	0.015	405	167.3
215	8/3/2010 19:00	1900	23.11	29.08	3.375	275.5	149.7	39.34	24.63	27.61	0.263	0.015	405	167.3
215	8/3/2010 20:00	2000	23.06	30.15	3.233	269.2	75.6	24.44	24.88	26.82	0.263	0.015	405.1	167.4
215	8/3/2010 21:00	2100	22.4	31.9	2.77	252.1	1.155	9.3	24.95	25.7	0.263	0.014	405	167.3
215	8/3/2010 22:00	2200	21.06	35.76	1.571	330	-52.51	-4.978	24.77	24.31	0.262	0.014	405	167.3
215	8/3/2010 23:00	2300	17.94	46.07	2.121	31.2	-73.4	-22.06	24.35	22.66	0.26	0.015	405.2	167.5
215	8/4/2010 0:00	2400	16.14	51.99	2.437	16.76	-73	-31.21	23.74	21.14	0.258	0.015	405.2	167.5
216	8/4/2010 1:00	100	15.04	55.74	2.327	8.02	-70.7	-34.49	23.05	19.93	0.255	0.015	405.1	167.4
216	8/4/2010 2:00	200	14.48	57.09	2.298	8.73	-67.75	-35.37	22.37	18.95	0.252	0.014	405.2	167.5
216	8/4/2010 3:00	300	13.84	59.63	1.414	346.1	-66.55	-35.35	21.73	18.15	0.25	0.015	405.1	167.4
216	8/4/2010 4:00	400	13.32	62.32	1.024	6.432	-65.89	-35.58	21.15	17.45	0.247	0.015	405.1	167.4
216	8/4/2010 5:00	500	13.04	63.39	1.142	1.864	-63.9	-35.26	20.61	16.83	0.245	0.014	405.1	167.4
216	8/4/2010 6:00	600	12.84	63.48	1.631	3.36	-57.32	-34.41	20.12	16.31	0.244	0.014	404.9	167.2
216	8/4/2010 7:00	700	13.03	63.69	1.266	5.444	-30.97	-29.65	19.67	16	0.242	0.015	405.2	167.5
216	8/4/2010 8:00	800	14.48	59.25	0.287	347.8	17.93	-18.09	19.3	16.18	0.241	0.014	405.2	167.5
216	8/4/2010 9:00	900	17.46	47.8	0.269	188.5	87.2	2.35	19.11	17.06	0.24	0.008	405.2	167.5
216	8/4/2010 10:00	1000	20.76	39.13	0.86	90	161	29.81	19.16	18.8	0.24	0.012	405.1	167.4
216	8/4/2010 11:00	1100	21.66	37.47	0.987	107.9	236.8	52.8	19.56	21.18	0.242	0.013	405.1	167.4
216	8/4/2010 12:00	1200	22.59	32.81	1.964	142.3	311.4	69.38	20.13	23.6	0.244	0.014	405	167.3
216	8/4/2010 13:00	1300	23.14	30.39	2.637	188.5	366.9	85.5	20.85	26.06	0.247	0.014	405.1	167.4
216	8/4/2010 14:00	1400	23.61	27.06	2.627	206.8	326.5	94	21.82	28.26	0.251	0.013	405.1	167.4
216	8/4/2010 15:00	1500	23.85	26.26	1.238	58.51	211.4	58.08	22.89	28.03	0.255	0.012	405.1	167.4
216	8/4/2010 16:00	1600	24.67	24.5	2.413	194.2	294.3	73.6	23.7	29.06	0.258	0.013	405.2	167.5
216	8/4/2010 17:00	1700	24.59	25.43	2.697	186.3	201.1	59.36	24.52	29.36	0.261	0.016	404.8	167.1
216	8/4/2010 18:00	1800	25.34	24.16	3.185	212.6	238.8	56.54	25.15	29.42	0.263	0.015	405.1	167.4
216	8/4/2010 19:00	1900	25.33	24.34	3.401	178.5	183	52.26	25.65	29.72	0.264	0.013	405.1	167.4
216	8/4/2010 20:00	2000	24.67	25.71	3.592	177.5	67.23	31.24	26.07	28.89	0.265	0.013	405.4	167.7
216	8/4/2010 21:00	2100	23.85	27.95	3.602	168.6	17.05	11.08	26.22	27.42	0.266	0.013	404.8	167.1
216	8/4/2010 22:00	2200	22.38	31.06	2.442	161.5	-55.96	-4.566	26.03	25.91	0.265	0.013	405.3	167.6
216	8/4/2010 23:00	2300	20.86	35.42	1.46	132.4	-69.51	-20	25.6	24.2	0.263	0.015	405.2	167.5
216	8/5/2010 0:00	2400	19.26	40.05	0.931	64.78	-63.46	-25.45	24.99	22.86	0.261	0.015	405.2	167.5
217	8/5/2010 1:00	100	18.34	41.75	0.617	277.6	-64.9	-28.15	24.35	21.78	0.258	0.014	405.2	167.5
217	8/5/2010 2:00	200	17.46	42.48	0.263	116.8	-60.05	-29.83	23.73	20.85	0.255	0.016	405.2	167.5
217	8/5/2010 3:00	300	16.8	42.51	0.757	251.9	-72.4	-31.33	23.15	20.06	0.253	0.014	405.2	167.5
217	8/5/2010 4:00	400	16.33	39.93	0.88	211.5	-77.1	-36.63	22.59	19.11	0.251	0.015	405.1	167.4
217	8/5/2010 5:00	500	15.89	41.83	1.799	285.7	-75.5	-36.95	22.01	18.34	0.249	0.014	405.2	167.5
217	8/5/2010 6:00	600	13.3	53.52	1.294	46.18	-67.44	-38.36	21.46	17.61	0.247	0.014	405.3	167.6
217	8/5/2010 7:00	700	13.47	54.36	0.905	50.48	-31.51	-33.56	20.93	17.15	0.245	0.014	405.3	167.6
217	8/5/2010 8:00	800	15.26	48.11	1.238	292.6	51.7	-18.86	20.5	17.35	0.243	0.013	405.1	167.4
217	8/5/2010 9:00	900	16.12	45.26	2.224	274.4	132.8	9.9	20.3	18.62	0.242	0.015	404.6	166.9
217	8/5/2010 10:00	1000	16.45	45.16	3.801	267.6	163.8	27.92	20.38	20.1	0.243	0.015	405.1	167.4
217	8/5/2010 11:00	1100	16.42	47.04	4.928	267.9	232.4	25.93	20.72	20.96	0.244	0.015	405	167.3
217	8/5/2010 12:00	1200	17.17	44.73	4.312	237.2	174.6	31.09	21.01	22.08	0.245	0.017	405.1	167.4
217	8/5/2010 13:00	1300	17.91	42.85	4.297	260.7	269.5	37.64	21.3	22.96	0.247	0.015	404.5	166.8
217	8/5/2010 14:00	1400	18.68	40.52	3.702	231.1	290	50.96	21.74	24.44	0.248	0.017	405.4	167.7
217	8/5/2010 15:00	1500	20.13	35.34	5.262	227.8	306.4	57.2	22.37	25.7	0.25	0.013	404.8	167.1
217	8/5/2010 16:00	1600	20.73	33.46	4.609	229.9	313.7	50.23	23.11	26.23	0.254	0.016	404.5	166.8
217	8/5/2010 17:00	1700	20.56	34.1	6.122	252.3	250.3	51.62	23.76	27.13	0.256	0.016	404.4	166.7
217	8/5/2010 18:00	1800	19.43	38.59	4.504	256.9	100.7	15.4	24.3	25.84	0.258	0.014	404.7	167
217	8/5/2010 19:00	1900	20.28	35.98	4.383	230	170.7	26.38	24.4	25.69	0.259	0.017	405	167.3
217	8/5/2010 20:00	2000	19.59	36.29	4.968	238.6	32.65	10.11	24.49	25.09	0.258	0.014	403.8	166.1
217	8/5/2010 21:00	2100	18.67	38.87	5.207	231.7	-21.31	-10.58	24.42	23.55	0.258	0.014	405	167.3
217	8/5/2010 22:00	2200	17.88	42.72	4.706	240.9	-41.64	-18.62	24.05	22.29	0.256	0.015	404.5	166.8
217	8/5/2010 23:00	2300	16.71	49.26	5.047	265.5	-42.08	-23.55	23.56	21.23	0.255	0.015	404.8	167.1
217	8/6/2010 0:00	2400	15.68	52.9	5.288	265.2	-49.62	-27.47	23.03	20.29	0.252	0.014	403.4	165.7
218	8/6/2010 1:00	100	15.02	55.1	3.703	284.2	-53.71	-29.65	22.5	19.45	0.25	0.015	404.9	167.2
218	8/6/2010 2:00	200	14.52	56.76	3.843	270.1	-42.9	-29.91	21.99	18.76	0.248	0.014	405.1	167.4
218	8/6/2010 3:00	300	13.96	59.8	4.362	263.6	-30.92	-27.41	21.51	18.29	0.246	0.015	404.7	167
218	8/6/2010 4:00	400	13.38	62.99	3.796	272	-28.1	-26.04	21.1	17.9	0.245	0.015	404.1	166.4
218	8/6/2010 5:00	500	12.71	65.22	5.224	273	-27.68	-26.93	20.73	17.48	0.244	0.014	404.8	167.1
218	8/6/2010 6:00	600	12.05	65.83	5.242	263.9	-38.29	-29.82	20.38	16.96	0.242	0.014	404.2	166.5
218	8/6/2010 7:00	700	11.6	67.55	5.646	263.6	-9.81	-29.11	20.02	16.49	0.241	0.014	404.8	167.1
218	8/6/2010 8:00	800	11.25	69.39	4.634	260.7	9.51	-23.6	19.68	16.38	0.24	0.015	404.5	166.8
218	8/6/2010 9:00	900	11.31	69.03	3.812	276	54.36	-16.08	19.43	16.47	0.239	0.014	405.1	167.4
218	8/6/2010 10:00	1000	11.36	67.85	3.97	260.6	55.3	-7.16	19.28	16.93	0.238	0.015	405.3	167.6
218	8/6/2010 11:00	1100	12.28	60.85	4.559	234.4	149.8	0.592	19.23	17.27	0.238	0.013	404.6	166.9
218	8/6/2010 12:00	1200	13.31	53.71	4.973	244.3	217	19.04	19.24	18.49	0.238	0.013	404.5	166.8
218	8/6/2010 13:00	1300	13.13	55.81	5.059	254.9	164.9	21.26	19.45	19.51	0.239	0.013	405.3	167.6
218	8/6/2010 14:00	1400	13.44	54.47	5.188	260.8	191.1	17.19	19.77	19.83	0.241	0.014	403.7	166
218	8/6/2010 15:00	1500	14.11	52	3.873	263.8	182.5	23.48	20.07	20.44	0.242	0.013	404.9	167.2
218	8/6/2010 16:00	1600	14.98	46.08	4.321	260.2	263.6	32.49	20.41	21.37	0.243	0.013	404.1	166.4
218	8/6/2010 17:00	1700	16.02	40.76	4.56	255.1	387	51.48	20.88	22.97	0.245	0.016	404	166.3
218	8/6/2010 18:00	1800	15.84	44.92	4.841	272.5	274.7	58.37	21.57	24.69	0.247	0.013	404.5	166.8
218	8/6/2010 19:00	1900	14.61	50.63	3.235	282.1	74.3	15.57	22.28	23.64	0.25	0.013	404.9	167.2
218	8/6/2010 20:00	2000	14.71	41.27	2.155	250.1	25.54	4.178	22.49	22.45	0.251	0.016	404.7	167
218	8/6/2010 21:00	2100	14.99	43.35	1.394	284.5	6.606	-5.742	22.4	21.35	0.251	0.013	404.6	166.9
218	8/6/2010 22:00	2200	14.88	46.75	1.683	263	-28.54	-8.5	22.16	20.67	0.25	0.015	404.9	167.2
218	8/6/2010 23:00	2300	12.98	55.88	1.216	302.6	-79.8	-27.29	21.84	19.36	0.248	0.015	405	167.3
218	8/7/2010 0:00	2400	10.66	64.47	1.731	28.67	-79.1	-39.28	21.35	17.89	0.246	0.014	405	167.3
219	8/7/2010 1:00	100	9.6	67.67	1.81	23.57	-76.7	-43.67	20.74	16.69	0.244	0.015	404.9	167.2
219	8/7/2010 2:00	200	9	69.71	1.467	23.57	-70.7	-44.21	20.1	15.74	0.241	0.014	405	167.3
219	8/7/2010 3:00	300	8.61	71	1.222	347	-69.75	-43.79	19.49	15	0.239	0.015	405	167.3
219	8/7/2010 4:00	400	8.22	73	0.851	4.939	-58.65	-41.38	18.93	14.43	0.237	0.015	405	167.3
219	8/7/2010 5:00	500	8.02	74.1	0.906	23.5	-63.55	-39.83	18.43	14	0.236	0.014	405	167.3
219	8/7/2010 6:00	600	7.49	75.8	0.937	12.61	-58.49	-40.67	17.99	13.49	0.234	0.014	405	167.3
219	8/7/2010 7:00	700	7.84	75.1	1.149	23.08	-29.25	-35.51	17.57	13.24	0.232	0.013	405	167.3
219	8/7/2010 8:00	800	9.55	68.6	0.621	42.3	31.02	-23.47	17.23	13.47	0.231	0.015	405.1	167.4
219	8/7/2010 9:00	900	11.97	57.45	0.417	290.6	109.7	1.011	17.06	14.68	0.23	0.013	405.1	167.4
219	8/7/2010 10:00	1000	12.45	55.84	1.984	292.5	185.6	27.03	17.12	16.55	0.231	0.016	405.2	167.5
219	8/7/2010 11:00	1100	13.26	52.48	2.811	295.1	247.1	41.63	17.58	18.51	0.233	0.015	404.4	166.7
219	8/7/2010 12:00	1200	13.91	51.45	3.656	276.7	304.6	46.12	18.13	20.07	0.235	0.014	405	167.3
219	8/7/2010 13:00	1300	14.2	51.53	4.96	292.8	366.4	53.71	18.7	21.64	0.237	0.017	404.3	166.6
219	8/7/2010 14:00	1400	15.29	46.13	5.168	272.4	527.2	75.2	19.48	23.75	0.24	0.014	404.6	166.9
219	8/7/2010 15:00	1500	15.19	47.94	4.305	294.1	387.4	72.3	20.54	25.39	0.244	0.016	404.7	167
219	8/7/2010 16:00	1600	15.57	47.67	3.912	264	352.8	59.08	21.63	25.81	0.248	0.014	404.9	167.2
219	8/7/2010 17:00	1700	13.03	63.3	2.944	285.7	-51.98	15.11	22.4	24.64	0.251	0.017	405.3	167.6

Faro Meteorological Data
January 01 - December 31, 2010

Faro Climate Station - 2010 data

Note: Cumulative precipitation is calculated in column 'V', while raw instrument numbers are seen in column 'U'. -0.1

Julian Day	Date	Hr	Tair	RH %	WindV	WindD	NetRad	SoilHF	SoilT2	SoilT3	Soil W	SnoD	Precip	Precip (rev)
219	8/7/2010 18:00	1800	11.18	73.9	2.415	313.4	-67.76	-34.59	22.51	21.21	0.252	0.015	406.6	168.9
219	8/7/2010 19:00	1900	9.92	79.3	2.97	320.5	-64.8	-56.13	21.88	18.37	0.25	0.017	411.3	173.6
219	8/7/2010 20:00	2000	9.45	84.8	0.921	108.4	-16.44	-52.67	20.89	16.68	0.246	0.015	411.8	174.1
219	8/7/2010 21:00	2100	10.91	79.5	0.856	139.8	-9.22	-32.88	19.98	16.5	0.243	0.007	411.8	174.1
219	8/7/2010 22:00	2200	10.58	80.2	1.371	125.7	-46.25	-28.04	19.43	16.39	0.248	0.016	411.8	174.1
219	8/7/2010 23:00	2300	10.2	81.5	1.257	44.4	-66.81	-38.88	19.03	15.54	0.257	0.015	411.9	174.2
219	8/8/2010 0:00	2400	9.74	83.7	1.118	20.98	-47.25	-41.34	18.56	14.7	0.262	0.015	411.9	174.2
220	8/8/2010 1:00	100	9.12	86.6	0.857	319.9	-38.25	-36.33	18.1	14.33	0.265	0.013	411.9	174.2
220	8/8/2010 2:00	200	8.68	88.8	0.481	304.6	-49.2	-36.1	17.7	13.93	0.266	0.015	411.9	174.2
220	8/8/2010 3:00	300	8.38	88.2	0.775	11.09	-63.33	-40.16	17.34	13.36	0.266	0.015	412	174.3
220	8/8/2010 4:00	400	8.06	87.4	0.86	15.88	-37.61	-40.19	16.94	12.81	0.266	0.014	412	174.3
220	8/8/2010 5:00	500	8.28	87.5	0.678	22.6	-30.21	-33.61	16.57	12.67	0.265	0.014	412.1	174.4
220	8/8/2010 6:00	600	8.26	89.5	0.52	352.8	-30.8	-30.82	16.27	12.57	0.265	0.014	412	174.3
220	8/8/2010 7:00	700	8.41	90.3	0.586	27.25	-23.14	-28.22	16.02	12.5	0.264	0.014	412.1	174.4
220	8/8/2010 8:00	800	8.55	89.4	0.597	94.1	-15.96	-24.4	15.82	12.52	0.264	0.014	412.2	174.5
220	8/8/2010 9:00	900	8.22	90.5	0.438	266.9	-3.137	-21.19	15.67	12.61	0.263	0.014	412.7	175
220	8/8/2010 10:00	1000	8.36	90.6	0.593	279.6	12.69	-17.93	15.56	12.74	0.264	0.015	413.2	175.5
220	8/8/2010 11:00	1100	8.54	90.9	0.833	244.5	83.3	-5.443	15.5	13.24	0.267	0.014	413.3	175.6
220	8/8/2010 12:00	1200	9.53	88.5	1.565	296.9	100.6	14.29	15.58	14.48	0.271	0.014	413.4	175.7
220	8/8/2010 13:00	1300	9.93	84.9	2.703	297.4	40.06	4.308	15.88	14.86	0.277	0.014	413.4	175.7
220	8/8/2010 14:00	1400	9.86	86.6	3.455	288	33.8	-6.89	16.11	14.58	0.281	0.013	412.9	175.2
220	8/8/2010 15:00	1500	10.28	83.9	3.641	291.1	155	-0.412	16.2	14.62	0.282	0.014	413.3	175.6
220	8/8/2010 16:00	1600	11.17	75.1	3.569	294.3	260.6	12.69	16.3	15.32	0.282	0.015	413.1	175.4
220	8/8/2010 17:00	1700	11.77	74.7	3.75	279.8	248.5	18.39	16.55	16.1	0.283	0.012	413.3	175.6
220	8/8/2010 18:00	1800	12.5	71.8	3.054	258.7	230.6	32.15	16.91	17.37	0.284	0.015	413.2	175.5
220	8/8/2010 19:00	1900	12.04	70.9	2.738	264	74.2	0.64	17.33	16.7	0.285	0.015	413.2	175.5
220	8/8/2010 20:00	2000	11.71	74.1	2.767	274.9	27.9	-12.31	17.43	15.77	0.285	0.014	413.3	175.6
220	8/8/2010 21:00	2100	11.45	77.4	2.466	296.7	3.378	-20.13	17.29	14.95	0.284	0.014	413.7	176
220	8/8/2010 22:00	2200	11.17	78.8	1.44	271.5	-16.64	-21.44	17.03	14.39	0.281	0.014	413.4	175.7
220	8/8/2010 23:00	2300	10.86	80.8	1.022	304.5	-37.81	-23.81	16.75	13.91	0.279	0.014	413.5	175.8
220	8/9/2010 0:00	2400	9.79	82.7	0.811	20.55	-69.11	-32.26	16.46	13.17	0.277	0.014	413.5	175.8
221	8/9/2010 1:00	100	8.67	84.7	1.497	28.18	-64.42	-38.53	16.08	12.3	0.276	0.013	413.5	175.8
221	8/9/2010 2:00	200	8.13	86.4	1.367	23.9	-66.79	-40.14	15.65	11.59	0.273	0.014	413.4	175.7
221	8/9/2010 3:00	300	7.6	85.2	1.812	20.22	-65.78	-41.41	15.22	10.97	0.271	0.014	413.5	175.8
221	8/9/2010 4:00	400	7.08	86.5	1.176	17.72	-64.97	-41.42	14.79	10.44	0.269	0.013	413.6	175.9
221	8/9/2010 5:00	500	6.842	88.2	1.256	25.58	-63.42	-40.88	14.39	10	0.267	0.013	413.5	175.8
221	8/9/2010 6:00	600	6.802	89.2	1.342	40.51	-60.87	-39.89	14.01	9.63	0.265	0.013	413.5	175.8
221	8/9/2010 7:00	700	7.85	83.4	1.236	69.4	-37.57	-35.23	13.67	9.45	0.264	0.011	413.6	175.9
221	8/9/2010 8:00	800	9.47	76.3	1.188	49.21	39.85	-23.31	13.4	9.79	0.262	0.01	413.7	176
221	8/9/2010 9:00	900	11.48	64.51	0.654	40.21	118.2	4.125	13.32	11.12	0.262	0.012	413.5	175.8
221	8/9/2010 10:00	1000	11.53	60.05	1.901	258.3	211.9	20.38	13.45	12.66	0.262	0.014	413.5	175.8
221	8/9/2010 11:00	1100	12.96	54.09	0.697	260	216	42.87	13.89	14.8	0.264	0.011	413.5	175.8
221	8/9/2010 12:00	1200	13.52	54.17	1.233	184.2	263.5	42.52	14.52	16.18	0.266	0.014	413.5	175.8
221	8/9/2010 13:00	1300	14.14	51.28	2.456	175.9	359.3	47.71	15.13	17.46	0.269	0.013	413.6	175.9
221	8/9/2010 14:00	1400	14.81	49.43	2.82	183.4	252.8	45.43	15.79	18.55	0.272	0.016	413.5	175.8
221	8/9/2010 15:00	1500	15.32	48.54	2.923	214.3	343.1	34.21	16.41	18.54	0.274	0.013	413.5	175.8
221	8/9/2010 16:00	1600	15.95	50.35	3.574	267.5	392.6	51.19	16.97	19.74	0.276	0.015	413.4	175.7
221	8/9/2010 17:00	1700	16.11	48.76	4.425	254.9	247.2	37.32	17.63	20.16	0.277	0.015	413.1	175.4
221	8/9/2010 18:00	1800	15.22	50.28	4.427	269.1	136.6	13.17	18.1	19.2	0.279	0.014	413.4	175.7
221	8/9/2010 19:00	1900	15.09	48.56	3.555	270.1	87.1	-0.181	18.18	18.21	0.279	0.012	413.5	175.8
221	8/9/2010 20:00	2000	15.31	47.01	4.76	264.4	107.6	-0.144	18.06	17.68	0.277	0.012	413.2	175.5
221	8/9/2010 21:00	2100	14.38	49.06	3.57	261.8	-11.07	-13.37	17.93	16.89	0.275	0.014	413.2	175.5
221	8/9/2010 22:00	2200	13.06	54.85	2.103	251.5	-49.99	-28.65	17.66	15.56	0.273	0.014	413.4	175.7
221	8/9/2010 23:00	2300	12.33	57.36	1.483	231.6	-69.51	-35.41	17.22	14.43	0.271	0.014	413.4	175.7
221	8/10/2010 0:00	2400	11.05	64.24	0.853	93	-60.91	-36.9	16.71	13.52	0.268	0.014	413.4	175.7
222	8/10/2010 1:00	100	9.94	68.36	1.757	34.1	-56.45	-38.4	16.21	12.78	0.265	0.014	413.5	175.8
222	8/10/2010 2:00	200	10.19	67.92	1.113	39.46	-60.74	-38.03	15.73	12.14	0.263	0.016	413.5	175.8
222	8/10/2010 3:00	300	10.59	66.05	0.842	79.9	-50.78	-35.3	15.29	11.71	0.26	0.015	413.4	175.7
222	8/10/2010 4:00	400	9.93	70.6	1.126	70.1	-63.57	-34.64	14.9	11.36	0.258	0.014	413.5	175.8
222	8/10/2010 5:00	500	9.11	74.9	1.332	42.96	-63.48	-36.87	14.54	10.86	0.256	0.013	413.4	175.7
222	8/10/2010 6:00	600	7.71	80.3	1.572	41.28	-57.55	-38.18	14.19	10.37	0.255	0.015	413.5	175.8
222	8/10/2010 7:00	700	8.48	78.6	1.244	48.69	-19.47	-32.41	13.84	10.15	0.253	0.014	413.6	175.9
222	8/10/2010 8:00	800	10.24	72.1	1.285	106.4	26.03	-20.5	13.58	10.5	0.251	0.014	413.4	175.7
222	8/10/2010 9:00	900	11.46	66.48	1.043	164.6	96.3	-3.571	13.49	11.38	0.251	0.012	413.5	175.8
222	8/10/2010 10:00	1000	12.55	61.86	1.268	265	194.8	25.15	13.59	13.22	0.251	0.013	413.5	175.8
222	8/10/2010 11:00	1100	13.29	58.63	2.173	284.8	278	44.99	14.06	15.38	0.253	0.015	413.4	175.7
222	8/10/2010 12:00	1200	14.53	54.99	1.739	258.3	352	63.7	14.6	17.75	0.255	0.011	413.3	175.6
222	8/10/2010 13:00	1300	15.52	50.9	2.599	232.6	331.7	73.7	15.25	20	0.257	0.013	413.5	175.8
222	8/10/2010 14:00	1400	16.63	46.92	2.713	213.7	361	78	16.11	21.72	0.261	0.014	413.2	175.5
222	8/10/2010 15:00	1500	16.89	47.29	3.33	231.9	337.1	67.77	17.02	22.55	0.264	0.013	412.8	175.1
222	8/10/2010 16:00	1600	17.22	47.08	3.519	228.8	350.3	75.2	17.92	23.69	0.267	0.012	413.1	175.4
222	8/10/2010 17:00	1700	16.39	51.28	4.666	263.1	194.4	49	18.8	23.66	0.27	0.014	412.7	175
222	8/10/2010 18:00	1800	14.98	54.01	5.406	263.6	73.7	14.19	19.35	22.05	0.272	0.014	413.6	175.9
222	8/10/2010 19:00	1900	14	54.81	4.206	262.3	16.59	-6.952	19.4	20.15	0.272	0.013	413	175.3
222	8/10/2010 20:00	2000	12.63	64.04	3.958	274	-2.677	-16.94	19.1	18.71	0.27	0.013	413.4	175.7
222	8/10/2010 21:00	2100	10.92	77.2	2.678	281.5	-62.65	-28.34	18.67	17.33	0.268	0.014	413.6	175.9
222	8/10/2010 22:00	2200	9.76	85.3	2.09	254	-47.47	-38.95	18.14	15.79	0.265	0.014	414.3	176.6
222	8/10/2010 23:00	2300	9.38	86.4	1.015	187.4	-41.8	-34.81	17.56	14.93	0.262	0.013	414.6	176.9
222	8/11/2010 0:00	2400	9.16	85.5	1.166	177.4	-51.61	-31.88	17.04	14.36	0.259	0.015	414.4	176.7
223	8/11/2010 1:00	100	9.26	82.2	2.077	264.1	-69.41	-32.2	16.59	13.82	0.258	0.015	414.4	176.7
223	8/11/2010 2:00	200	8.53	88.7	2.022	266.5	-34.27	-33.15	16.19	13.25	0.257	0.013	414.8	177.1
223	8/11/2010 3:00	300	8.33	91.4	1.453	260.4	-25.31	-29.63	15.82	12.89	0.255	0.012	414.9	177.2
223	8/11/2010 4:00	400	8.37	90.9	2.355	277.9	-30.02	-30.06	15.5	12.55	0.254	0.014	415.5	177.8
223	8/11/2010 5:00	500	8.04	91.3	3.404	294.5	-35.75	-31.66	15.21	12.11	0.253	0.014	414.8	177.1
223	8/11/2010 6:00	600	8.04	85.6	3	311.7	-62.42	-34.96	14.91	11.55	0.253	0.014	415.2	177.5
223	8/11/2010 7:00	700	8.11	82	1.01	276.7	-44.78	-31.07	14.6	11.24	0.253	0.014	415.5	177.8
223	8/11/2010 8:00	800	8.78	78.7	0.847	208.8	-10.08	-24.03	14.33	11.29	0.253	0.014	415.6	177.9
223	8/11/2010 9:00	900	9.59	74.1	0.827	334.6	68.02	-6.501	14.16	11.95	0.253	0.013	415.6	177.9
223	8/11/2010 10:00	1000	9.51	75.3	1.003	20.68	31.44	-4.449	14.16	12.54	0.253	0.014	415.5	177.8
223	8/11/2010 11:00	1100	9.57	76.8	1.428	302.1	7.67	-7.94	14.24	12.58	0.254	0.014	415.3	177.6
223	8/11/2010 12:00	1200	9.8	76.5	1.572	272	60.7	-1.451	14.28	12.73	0.254	0.013	415.8	178.1
223	8/11/2010 13:00	1300	11.26	68.83	3.833	273.1	193.4	20.77	14.41	14.21	0.255	0.014	415	177.3
223	8/11/2010 14:00	1400	12.09	63.52	3.793	281.7	124.9	11.35	14.74	14.6	0.257	0.014	415	177.3
223	8/11/2010 15:00	1500	13.47	55.1	5.173	283.8	367.3	16.67	15.01	14.82	0.259	0.015	415.3	177.6
223	8/11/2010 16:00	1600	13.89	53.55	3.804	286.5	341.1	45.57	15.39	17.07	0.26	0.013	415.2	177.5
223	8/11/2010 17:00	1700	14.17	49.44	5.678	288.4	228.5	24.52	16.09	17.31	0.263	0.012	415.2	177.5
223	8/11/2010 18:00	1800	13.7	49.53	5.442	293.7	186.8	1.029	16.52	16.25	0.265	0.014	413.9	176.2
223	8/11/2010 19:00	1900	13.01	51.03	6.343	283.6	101.3	0.223	16.61	16	0.265	0.013	415.5	177.8
223	8/11/2010 20:00	2000	12.29	53.9	5.293	298.9	86.4	-12.85	16.58	15.05	0.264	0.014	415	177.3
223	8/11/2010 21:00	2100	12.04	56.87	4.481	306.4	16.25	-20.06	16.4	14.31	0.263	0.013	414.8	177.1
223	8/11/2010 22:00	2200	11.62	58.98	3.404	310.3	-45.16	-26.11	16.13	13.53	0.262	0.013	415.8	178.1
223	8/11/2010 23:00	2300	10.39	62.78	2.521	300.2	-51.41	-34.83	15.77	12.52	0.26	0.014	415.3	177.6
223	8/12/2010 0:00	2400	9.64	67.34	1.648	314.3	-66.51	-36.96	15.32	11.76	0.258	0.014	415.5	177.8
224	8/12/2010 1:00	100	9.03	70.2	1.047	324.2	-67.71	-38.14	14.86	11.08	0.255	0.013	415.5	177.8
224	8/12/2010 2:00	200	8.71	71.2	1.428	247.5	-58.41	-38.06	14.4	10.51	0.253	0.014	414.9	177.2
224	8/12/2010 3:00	300	7.98	75.5	0.962	2.481	-63.16	-36.58	13.98	10.12	0.251	0.013	415.5	177.8
224	8/12/2010 4:00	400	7.79	76.2	0.709	70.8	-64.51	-37.34	13.6	9.67	0.249	0.014	415.5	177.8
224	8/12/2010 5:00	500	7.29	78.8	0.613	72.9	-63.18	-37.41	13.23	9.26	0.247	0.013	415.5	177.8
224	8/12/2010 6:00	600	7.25	78.5	0.687	74.5	-60.2	-36.41	12.89	8.93	0.246	0.013	415.4	177.7
224	8/12/2010 7:00	700	7.33	76.7	0.927	338.3	-37.05	-33.87	12.57	8.71	0.245	0.013	415.6	177.9
224	8/12/2010 8:00	800	8.55	71.1	0.828	298.2	22.9	-23.52	12.31	8.94	0.243	0.01	415.6	177.9
224	8/12/2010 9:00	900	9.7	64.88	0.81	284.2	101.5	-2.254	12.2	10	0.243	0.011	415.6	177.9
224	8/12/2010 10:00	1000	11.41	60.58	0.806	306.3	189	25.63	12.28	11.87	0.243	0.01	415.6	177.9
224	8/12/2010 11:00	1100	13.15	52.5	0.771	284.1	286.2	50.57	12.77	14.35	0.245	0.014	415.5	177.8
224	8/12/2010 12:00	1200	13.72	51.85	1.851	227.7	331.6	65.39	13.42	16.92	0.247	0.012	415.4	177.7
224	8/12/2010 13:00	1300	14.3	50.25	2.185	255.4	385.2	71.3	14.13	18.83	0.25	0.015	415.3	177.6
224	8/12/2010 14:00	1400	15.21	46.8	3.426	250.4	397.6	77.8	15.06	20.64	0.254	0.016	415.3	177.6
224	8/12/2010 15:00	1500	15.72	41.47	3.032	248.8	295.9	67.88	16.08	21.67	0.258	0.014	415	177.3
224	8/12/2010 16:00	1600	15.94	39.04	4.356	279.8	353.6	59.07	17.07	22.1	0.261	0.009	415.2	177.5
224	8/12/2010 17:00	1700	16.45	37.51	2.768	285.7	305	64.63	17.88	22.97	0.264	0.014	415	177.3
224	8/12/2010 18:00	1800	16.47	38.43	2.503	276.8	176.3	48.54	18.65	23.06	0.267	0.014	415.2	177.5
224	8/12/2010 19:00	1900	17.08	35.93	3.451	270.2	168.2	40.27	19.19	22.87	0.269	0.012	415	177.3
224	8/12/2010 20:00	2000	16.87	35.72	2.568	270.5	69.69	15.41	19.54	21.63	0.27	0.012	415	177.3
224	8/12/2010 21:00	2100	16.37	35.38	2.857	267.8	-17	2.404	19.61	20.48	0.269	0.014	415.4	177.7
224	8/12/2010 22:00	2200	14.79	40.5	1.554	287.7	-58.67	-21.05	19.39	18.65	0.268	0.014	415.4	177.7

Faro Meteorological Data
January 01 - December 31, 2010

Faro Climate Station - 2010 data
Note: Cumulative precipitation is calculated in column 'V', while raw instrument numbers are seen in column 'U'. -0.1

Julian Day	Date	Hr	Tair	RH %	WindV	WindD	NetRad	SoilHF	SoilT2	SoilT3	Soil W	SnoD	Precip	Precip (rev)
224	8/12/2010 23:00	2300	13.04	49.71	1.479	27.55	-52.95	-27.58	18.9	17.23	0.266	0.014	415.5	177.8
224	8/13/2010 0:00	2400	11.8	54.98	2.253	22.93	-43.57	-31.07	18.32	16.09	0.263	0.014	415.3	177.6
225	8/13/2010 1:00	100	11.56	56.27	1.765	11.9	-35.53	-29.32	17.75	15.3	0.26	0.014	415.4	177.7
225	8/13/2010 2:00	200	11.39	57.29	1.826	2.576	-29.26	-26.85	17.24	14.77	0.257	0.015	415.2	177.5
225	8/13/2010 3:00	300	11.26	58.27	1.603	353.1	-37.39	-26.5	16.81	14.29	0.256	0.013	415.4	177.7
225	8/13/2010 4:00	400	10.76	60.96	1.044	7.57	-53.04	-28.11	16.42	13.78	0.254	0.014	415.4	177.7
225	8/13/2010 5:00	500	9.69	64.57	1.583	16.72	-64.11	-34.87	16.04	13.01	0.252	0.014	415.5	177.8
225	8/13/2010 6:00	600	8.95	67.36	1.15	24.3	-63.09	-36.99	15.61	12.28	0.25	0.014	415.4	177.7
225	8/13/2010 7:00	700	9.29	67.59	0.662	69.68	-39.31	-33.57	15.18	11.81	0.248	0.014	415.4	177.7
225	8/13/2010 8:00	800	11.38	56.25	0.938	105.1	3.769	-25.51	14.8	11.79	0.247	0.011	415.5	177.8
225	8/13/2010 9:00	900	13.16	45.67	1.572	232.9	89.7	-4.869	14.56	12.56	0.246	0.013	415.2	177.5
225	8/13/2010 10:00	1000	14.05	38.14	2.961	251.2	172.8	21.68	14.52	14.18	0.245	0.014	415.1	177.4
225	8/13/2010 11:00	1100	15.14	36.12	2.03	253.6	255.3	42.93	14.86	16.28	0.246	0.014	415.2	177.5
225	8/13/2010 12:00	1200	16.22	35.03	2.931	229.6	322.3	65.26	15.35	18.87	0.248	0.015	415.7	178
225	8/13/2010 13:00	1300	17.25	31.71	3.004	254.8	366.6	79.6	16	21.22	0.251	0.012	415.3	177.6
225	8/13/2010 14:00	1400	18.01	31.97	3.403	243.2	428.1	88.5	16.97	23.34	0.254	0.011	415.3	177.6
225	8/13/2010 15:00	1500	18.31	31	3.677	256.8	301.1	68.14	18.08	24.15	0.258	0.013	415.1	177.4
225	8/13/2010 16:00	1600	19.18	31.68	3.964	251.8	411	78.9	19.1	25.2	0.263	0.014	415.1	177.4
225	8/13/2010 17:00	1700	18.75	32.59	3.472	261.8	191	65.06	20.08	25.89	0.266	0.015	415.2	177.5
225	8/13/2010 18:00	1800	18.18	34.34	2.853	300.1	83.1	26.55	20.82	24.33	0.269	0.013	414.8	177.1
225	8/13/2010 19:00	1900	18.5	34.81	4.35	255.4	130.1	20.69	21.01	23.31	0.27	0.014	415.4	177.7
225	8/13/2010 20:00	2000	17.74	37.19	2.684	250.7	17.55	6.691	21.01	22.3	0.269	0.014	415.1	177.4
225	8/13/2010 21:00	2100	17.45	38.38	2.959	275.3	-10.17	-3.72	20.84	21.09	0.268	0.014	415.4	177.7
225	8/13/2010 22:00	2200	16.29	43.28	1.633	337.2	-44.87	-17.32	20.51	19.73	0.266	0.014	415.2	177.5
225	8/13/2010 23:00	2300	14.8	51.22	1.189	50.52	-43.05	-22.16	20.04	18.6	0.264	0.015	415.3	177.6
225	8/14/2010 0:00	2400	13.63	57.19	1.866	28.7	-47.32	-25.83	19.53	17.65	0.261	0.014	415	177.3
226	8/14/2010 1:00	100	13.05	59.15	1.718	20.56	-34.49	-26.05	19.03	16.86	0.259	0.014	415.2	177.5
226	8/14/2010 2:00	200	12.96	60.27	1.341	11.41	-26.8	-23.22	18.55	16.36	0.257	0.015	415.3	177.6
226	8/14/2010 3:00	300	12.92	61.23	1.235	22.97	-24.69	-20.62	18.15	16.02	0.255	0.014	415.3	177.6
226	8/14/2010 4:00	400	12.73	60.71	1.378	1.505	-25.33	-20.54	17.82	15.67	0.253	0.015	415.2	177.5
226	8/14/2010 5:00	500	12.08	67.26	1	19.55	-47.11	-21.78	17.52	15.29	0.252	0.015	415.1	177.4
226	8/14/2010 6:00	600	11.89	68.32	2.315	28	-62.53	-25.4	17.22	14.77	0.251	0.015	415.3	177.6
226	8/14/2010 7:00	700	11.75	68.23	1.001	322	-19.47	-23.84	16.91	14.37	0.25	0.014	415.3	177.6
226	8/14/2010 8:00	800	11.76	68.44	0.387	276.7	8.13	-16.01	16.62	14.42	0.249	0.014	415.3	177.6
226	8/14/2010 9:00	900	12.58	65.69	0.311	228.3	48.44	-4.693	16.43	14.82	0.247	0.011	415.3	177.6
226	8/14/2010 10:00	1000	14.86	56.75	0.777	170.4	170.3	17.74	16.4	15.99	0.247	0.01	415.5	177.8
226	8/14/2010 11:00	1100	16.39	46.33	0.844	291	212.2	45.94	16.66	18.35	0.248	0.012	415.6	177.9
226	8/14/2010 12:00	1200	16.93	45.08	1.793	266.7	310.4	59.78	17.22	20.34	0.25	0.014	415.8	178.1
226	8/14/2010 13:00	1300	17.3	43.14	3.126	279	296.1	73.7	17.94	22.69	0.253	0.016	415.4	177.7
226	8/14/2010 14:00	1400	17.91	40.24	2.928	284	301.5	68.06	18.83	23.57	0.256	0.015	414.9	177.2
226	8/14/2010 15:00	1500	17.63	41.64	2.351	301.5	91.4	37.59	19.64	23.39	0.26	0.015	415.5	177.8
226	8/14/2010 16:00	1600	18.31	40.21	1.866	292.7	191	31.33	20.12	22.69	0.262	0.01	415.1	177.4
226	8/14/2010 17:00	1700	18.98	38.07	2.911	301.8	143.5	43.17	20.42	23.54	0.262	0.013	415	177.3
226	8/14/2010 18:00	1800	18.93	39.21	2.96	294.4	124.5	25.16	20.8	23	0.264	0.012	414.7	177
226	8/14/2010 19:00	1900	18.81	40.65	2.924	307.4	65.56	19.79	20.99	22.63	0.264	0.014	415	177.3
226	8/14/2010 20:00	2000	18.46	42.25	2.162	338.9	19.79	7.96	21.05	21.83	0.264	0.013	415.2	177.5
226	8/14/2010 21:00	2100	18.55	43.8	1.928	40.36	-12.66	-0.977	20.95	20.93	0.264	0.01	414.9	177.2
226	8/14/2010 22:00	2200	16.41	51.79	2.424	19.72	-60.11	-14.41	20.71	19.8	0.262	0.014	415.2	177.5
226	8/14/2010 23:00	2300	13.83	58.71	3.444	26.67	-69.59	-29.96	20.29	18.31	0.261	0.014	415.6	177.9
226	8/15/2010 0:00	2400	13.25	59.73	2.884	18.42	-68.42	-34.27	19.73	17.11	0.258	0.014	415.1	177.4
227	8/15/2010 1:00	100	12.17	64.02	1.861	13	-69.55	-35.94	19.14	16.17	0.256	0.014	415.2	177.5
227	8/15/2010 2:00	200	11.25	68.66	1.654	16.88	-67.83	-37.16	18.58	15.35	0.253	0.014	415.4	177.7
227	8/15/2010 3:00	300	10.71	70.3	1.641	2.253	-66.3	-37.73	18.04	14.64	0.251	0.014	415.2	177.5
227	8/15/2010 4:00	400	10.36	71.5	1.693	11.87	-64.76	-37.45	17.53	14.02	0.249	0.014	415.2	177.5
227	8/15/2010 5:00	500	9.95	73.2	1.494	9.77	-64.17	-37.28	17.06	13.48	0.247	0.014	415.2	177.5
227	8/15/2010 6:00	600	9.81	73.9	1.443	15.37	-61.47	-36.84	16.62	12.99	0.245	0.014	415.3	177.6
227	8/15/2010 7:00	700	10	72.4	1.514	358.5	-42.82	-34.36	16.21	12.63	0.243	0.014	415.3	177.6
227	8/15/2010 8:00	800	11.06	69.49	1.018	9.9	13.94	-23.93	15.86	12.71	0.242	0.013	415.4	177.7
227	8/15/2010 9:00	900	14.03	58.17	0.295	353.3	85.1	-1.592	15.66	13.69	0.241	0.011	415.4	177.7
227	8/15/2010 10:00	1000	17.2	48.16	0.395	25.92	166.3	29.87	15.67	15.6	0.241	0.007	415.4	177.7
227	8/15/2010 11:00	1100	19.12	40.07	0.642	181.3	246	55.83	16.13	18.22	0.243	0.007	415.4	177.7
227	8/15/2010 12:00	1200	19.65	38.58	1.24	178.6	308.6	76.7	16.78	21.03	0.245	0.01	415.3	177.6
227	8/15/2010 13:00	1300	20.06	37.27	1.798	275.2	369.2	91	17.55	23.6	0.248	0.011	415.2	177.5
227	8/15/2010 14:00	1400	21.38	33.7	1.675	282.8	408.2	102.7	18.65	26.07	0.253	0.014	415.1	177.4
227	8/15/2010 15:00	1500	21.96	30.61	2.016	273.9	392.2	99.8	19.94	27.82	0.258	0.012	415.2	177.5
227	8/15/2010 16:00	1600	22.76	24.79	2.154	246.1	325.5	97.3	21.31	29.16	0.263	0.01	415.1	177.4
227	8/15/2010 17:00	1700	23.05	27.19	2.084	257.7	283.4	80.3	22.52	29.47	0.268	0.014	415.1	177.4
227	8/15/2010 18:00	1800	23.49	26.71	1.491	266.6	205.2	71	23.44	29.59	0.271	0.009	415	177.3
227	8/15/2010 19:00	1900	23.88	25.73	1.461	260.6	119.4	51.13	24.12	29.08	0.273	0.012	415	177.3
227	8/15/2010 20:00	2000	23.84	26.19	1.197	220.7	41.56	26.75	24.49	27.61	0.274	0.009	415	177.3
227	8/15/2010 21:00	2100	23.48	27.05	1.003	255.8	-22.88	9.49	24.54	26.13	0.274	0.011	415.1	177.4
227	8/15/2010 22:00	2200	19.91	38.78	2.781	33.57	-68.11	-11.33	24.28	24.26	0.272	0.014	415.4	177.7
227	8/15/2010 23:00	2300	17.37	43.95	3.233	27.7	-75.4	-29.49	23.72	22.23	0.27	0.014	415.7	178
227	8/16/2010 0:00	2400	17.23	42.71	2.657	15.33	-73.6	-32.92	22.97	20.74	0.266	0.017	415.2	177.5
228	8/16/2010 1:00	100	15.91	47.43	1.548	341.7	-72.5	-34.26	22.22	19.61	0.263	0.014	415.3	177.6
228	8/16/2010 2:00	200	14.6	52.79	0.837	348.1	-70.6	-35.81	21.51	18.62	0.26	0.015	415.3	177.6
228	8/16/2010 3:00	300	13.71	56.35	1.218	352.6	-65.69	-36.16	20.86	17.77	0.257	0.015	415.1	177.4
228	8/16/2010 4:00	400	13.49	57.96	1.651	26.05	-63.74	-36.19	20.25	17.04	0.255	0.014	415	177.3
228	8/16/2010 5:00	500	13	58.5	1.386	35.47	-62.15	-35.65	19.7	16.41	0.253	0.013	415.2	177.5
228	8/16/2010 6:00	600	12.84	57.68	1.86	25.9	-61.13	-35.56	19.2	15.83	0.25	0.014	415.3	177.6
228	8/16/2010 7:00	700	12.58	58.62	2.026	20.86	-51.26	-33.83	18.72	15.36	0.249	0.014	415.2	177.5
228	8/16/2010 8:00	800	12.96	58.78	1.559	25.86	-12	-28.17	18.3	15.13	0.247	0.012	415.4	177.7
228	8/16/2010 9:00	900	17.08	43.74	1.137	69.41	75.9	-5.38	17.97	15.83	0.246	0.009	415.5	177.8
228	8/16/2010 10:00	1000	18.48	40.09	1.379	91	155.5	22.48	17.87	17.49	0.245	0.008	415.3	177.6
228	8/16/2010 11:00	1100	20.37	30.98	1.955	253.6	241.5	48.83	18.2	19.89	0.246	0.017	414.9	177.2
228	8/16/2010 12:00	1200	20.33	30.28	3.16	262	296.7	63.16	18.76	22.17	0.249	0.007	415.2	177.5
228	8/16/2010 13:00	1300	20.9	30.54	2.207	287.3	336.4	78.5	19.44	24.4	0.251	0.013	415	177.3
228	8/16/2010 14:00	1400	21.79	30.31	2.21	287.1	354.8	87.6	20.37	26.52	0.255	0.01	414.7	177
228	8/16/2010 15:00	1500	22.53	30.59	2.08	313.5	352	88.1	21.44	28.11	0.259	0.018	415.1	177.4
228	8/16/2010 16:00	1600	23.45	29.76	2.823	212.5	329.7	87.4	22.61	29.38	0.264	0.012	415	177.3
228	8/16/2010 17:00	1700	24.04	27.88	2.629	217.8	257.8	76.1	23.68	29.93	0.268	0.016	415.1	177.4
228	8/16/2010 18:00	1800	23.88	27.27	3.901	257.6	209.4	58	24.52	29.69	0.271	0.009	414.5	176.8
228	8/16/2010 19:00	1900	23.58	25.7	4.058	267.2	129.4	36.41	25.04	28.77	0.273	0.011	414.6	176.9
228	8/16/2010 20:00	2000	23.17	24.79	3.688	265.7	48.02	18.63	25.24	27.43	0.273	0.013	414.2	176.5
228	8/16/2010 21:00	2100	22.1	26.71	3.274	263.8	-29.73	0.729	25.16	25.9	0.272	0.013	414.6	176.9
228	8/16/2010 22:00	2200	20.02	33.28	1.495	296.4	-74	-17.29	24.8	24.11	0.271	0.014	415.6	177.9
228	8/16/2010 23:00	2300	16.5	43.43	2.645	31.95	-76.9	-32.3	24.19	22.3	0.268	0.014	415.2	177.5
228	8/17/2010 0:00	2400	15.44	45.16	2.583	22.97	-74	-37.68	23.46	20.79	0.265	0.014	415.4	177.7
229	8/17/2010 1:00	100	14.47	48.46	2.009	19.88	-72.5	-39.1	22.7	19.62	0.262	0.014	415.1	177.4
229	8/17/2010 2:00	200	13.7	50.95	1.141	7.64	-71.5	-39.62	21.98	18.66	0.258	0.015	415.2	177.5
229	8/17/2010 3:00	300	13.64	52.61	1.032	65.28	-69.92	-39.3	21.31	17.85	0.256	0.015	415.1	177.4
229	8/17/2010 4:00	400	12.93	56.92	1.477	39.21	-67.53	-38.89	20.71	17.15	0.253	0.014	415.1	177.4
229	8/17/2010 5:00	500	12.33	64.16	1.666	29.1	-62.38	-38.28	20.15	16.54	0.251	0.015	415.2	177.5
229	8/17/2010 6:00	600	11.93	68.64	1.609	26.01	-50.62	-35.97	19.65	16.06	0.249	0.014	415.1	177.4
229	8/17/2010 7:00	700	12.59	65.74	1.064	22.6	-28.86	-30.27	19.2	15.83	0.247	0.015	415.2	177.5
229	8/17/2010 8:00	800	13.55	62.27	1.717	141.8	-1.047	-21.28	18.84	15.93	0.246	0.014	415.2	177.5
229	8/17/2010 9:00	900	13.96	60.84	3.915	170.8	22.77	-11.87	18.61	16.28	0.245	0.014	415	177.3
229	8/17/2010 10:00	1000	14.18	60.69	4.666	173.2	96.4	-4.569	18.52	16.69	0.245	0.012	415	177.3
229	8/17/2010 11:00	1100	15.13	55.39	5.112	161.9	185	19.74	18.54	17.98	0.245	0.014	415.2	177.5
229	8/17/2010 12:00	1200	15.61	53.5	5.455	163	223.8	36.64	18.74	19.71	0.246	0.013	415.2	177.5
229	8/17/2010 13:00	1300	15.96	51.73	5.279	157.9	257.8	33.24	19.1	20.68	0.248	0.017	415.4	177.7
229	8/17/2010 14:00	1400	17.04	46.11	4.749	158.9	351.6	51.16	19.55	22.17	0.249	0.012	415.5	177.8
229	8/17/2010 15:00	1500	17.69	42.57	4.617	163.8	239.8	54.29	20.19	23.78	0.252	0.014	414.2	176.5
229	8/17/2010 16:00	1600	17.52	44.16	4.168	169	109.2	26.56	20.88	23.25	0.254	0.013	415	177.3
229	8/17/2010 17:00	1700	17.78	44.66	4.122	172	103.2	15.7	21.22	22.51	0.256	0.015	415.1	177.4
229	8/17/2010 18:00	1800	18.02	44.62	3.85	178.7	56.26	10.65	21.33	22.11	0.256	0.014	415.3	177.6
229	8/17/2010 19:00	1900	17.94	45.79	2.806	194.4	16.5	2.264	21.33	21.42	0.256	0.015	415.7	178
229	8/17/2010 20:00	2000	17.74	46.29	1.833	241.2	-11.77	-4.203	21.22	20.73	0.255	0.014	415.1	177.4
229	8/17/2010 21:00	2100	17.18	49.24	2.012	247.5	-6.748	-6.341	21.02	20.14	0.254	0.014	414.5	176.8
229	8/17/2010 22:00	2200	16.05	54.69	3.317	264.9	-85	-18.75	20.79	19.29	0.253	0.014	414.8	177.1
229	8/17/2010 23:00	2300	14.97	54.2	4.746	259.7	-52.44	-26.89	20.44	18.22	0.252	0.013	414.4	176.7
229	8/18/2010 0:00	2400	13.69	58.96	6.406	255.9	-73.5	-27.97	20.01	17.46	0.25	0.012	415.3	177.6
230	8/18/2010 1:00	100	10.95	74.8	3.084	240.1	-82.8	-46.46	19.55	16.06	0.248	0.017	417	179.3
230	8/18/2010 2:00	200	9.82	76	1.52	296.8	-64.83	-44.08	18.98	15.06	0.246	0.017	417.4	179.7
230	8/18/2010 3:00	300	9.86	74.5	0.879	253.3	-75.4	-37.41	18.43	14.67	0.244	0.016	417.4	179.7

Faro Meteorological Data
January 01 - December 31, 2010

Faro Climate Station - 2010 data
Note: Cumulative precipitation is calculated in column 'V', while raw instrument numbers are seen in column 'U'. -0.1

Julian Day	Date	Hr	Tair	RH %	WindV	WindD	NetRad	SoilHF	SoilT2	SoilT3	Soil W	SnoD	Precip	Precip (rev)
230	8/18/2010 4:00	400	9.57	76.8	1.2	304.8	-63.68	-36.05	17.98	14.3	0.242	0.016	417.4	179.7
230	8/18/2010 5:00	500	9.04	82.8	1.096	7.53	-51.84	-36.35	17.6	13.88	0.241	0.015	417.4	179.7
230	8/18/2010 6:00	600	8.54	83.7	1.308	144.3	-54.64	-35.67	17.23	13.5	0.24	0.016	417.6	179.9
230	8/18/2010 7:00	700	8.58	82.1	0.752	73.2	-50.32	-35.73	16.89	13.11	0.239	0.015	417.6	179.9
230	8/18/2010 8:00	800	8.58	80	1.158	203.6	-25.85	-30.87	16.56	12.96	0.238	0.015	417.3	179.6
230	8/18/2010 9:00	900	8.38	76.7	1.985	249.6	23.09	-26.29	16.3	12.95	0.238	0.015	417.6	179.9
230	8/18/2010 10:00	1000	8.8	73.9	2.574	249.7	87.4	-11.29	16.13	13.57	0.238	0.015	417.4	179.7
230	8/18/2010 11:00	1100	8.62	75.5	2.509	256	50.76	-16.82	16.12	13.6	0.239	0.014	417.4	179.7
230	8/18/2010 12:00	1200	8.91	71.8	2.002	211.9	64.42	-16.61	16.09	13.5	0.239	0.015	417.5	179.8
230	8/18/2010 13:00	1300	9.64	65.93	2.565	273.7	136.6	-7.38	16.05	13.85	0.239	0.018	417.2	179.5
230	8/18/2010 14:00	1400	10.02	66.44	3.897	258.3	166.5	0.215	16.1	14.44	0.239	0.015	417.5	179.8
230	8/18/2010 15:00	1500	9.8	66.71	3.326	260.8	102.2	-5.616	16.25	14.49	0.241	0.016	417.4	179.7
230	8/18/2010 16:00	1600	10.29	64.37	3.598	251.7	123.7	-2.46	16.34	14.62	0.241	0.016	417	179.3
230	8/18/2010 17:00	1700	10.31	64.91	3.627	259.9	93.5	-7.04	16.42	14.65	0.242	0.015	417.8	180.1
230	8/18/2010 18:00	1800	11.44	55.99	3.479	262.1	155.9	1.822	16.45	14.83	0.242	0.015	417.6	179.9
230	8/18/2010 19:00	1900	11.62	55.75	4.006	255.1	105.3	-1.021	16.53	15.16	0.242	0.014	417.3	179.6
230	8/18/2010 20:00	2000	11.13	58.06	4.448	252	59.77	-9.92	16.63	14.73	0.243	0.014	416.8	179.1
230	8/18/2010 21:00	2100	9.94	63.83	3.599	257	-5.121	-24.38	16.6	13.93	0.243	0.015	417.6	179.9
230	8/18/2010 22:00	2200	8.83	73.1	2.343	251.7	-34.65	-30.81	16.38	13.1	0.242	0.015	417.7	180
230	8/18/2010 23:00	2300	8.22	75.5	2.194	248.1	-29.4	-31.31	16.05	12.53	0.241	0.015	417.6	179.9
230	8/19/2010 0:00	2400	7.73	78.1	1.395	224.5	-23.76	-30.91	15.71	12.11	0.24	0.015	417.8	180.1
231	8/19/2010 1:00	100	7.32	78.5	1.649	212.8	-21.61	-29.7	15.39	11.81	0.239	0.014	417.7	180
231	8/19/2010 2:00	200	7.09	80.7	1.669	237.7	-26.5	-30.49	15.1	11.48	0.237	0.015	417.8	180.1
231	8/19/2010 3:00	300	6.757	83.8	1.813	237.3	-36.49	-30.38	14.82	11.19	0.237	0.015	417.5	179.8
231	8/19/2010 4:00	400	6.323	88.7	1.436	234.4	-30.25	-31.17	14.56	10.86	0.235	0.014	418.1	180.4
231	8/19/2010 5:00	500	5.985	90.9	1.88	233.9	-25.56	-30.13	14.29	10.63	0.234	0.015	418.5	180.8
231	8/19/2010 6:00	600	5.766	91.3	1.869	240.3	-25.1	-31.74	14.05	10.31	0.234	0.015	418.9	181.2
231	8/19/2010 7:00	700	5.572	92.2	1.333	221.4	-20.17	-30.43	13.8	10.07	0.233	0.015	420	182.3
231	8/19/2010 8:00	800	5.476	92.3	1.415	230.8	-11.51	-29.29	13.58	9.92	0.232	0.014	421.5	183.8
231	8/19/2010 9:00	900	5.51	93.7	1.638	224.5	5.021	-26.49	13.37	9.87	0.231	0.016	422.4	184.7
231	8/19/2010 10:00	1000	5.727	94	1.349	214.3	20.99	-20.89	13.2	10.03	0.231	0.014	423.8	186.1
231	8/19/2010 11:00	1100	5.922	94	1.43	198.5	32.87	-14.63	13.1	10.35	0.234	0.015	424.4	186.7
231	8/19/2010 12:00	1200	6.449	92.1	1.167	236.3	33.77	-9.34	13.07	10.73	0.247	0.014	425.5	187.8
231	8/19/2010 13:00	1300	6.729	91.8	2.601	249	39.66	-9.81	13.12	10.95	0.268	0.016	425.7	188
231	8/19/2010 14:00	1400	7.05	92	2.163	260.9	44.91	-6.109	13.18	11.22	0.286	0.016	425.8	188.1
231	8/19/2010 15:00	1500	6.942	94	1.93	270.9	39.46	-7.07	13.27	11.37	0.294	0.016	426.6	188.9
231	8/19/2010 16:00	1600	7.22	93	2.34	275.2	31.61	-7.77	13.35	11.47	0.299	0.015	426.8	189.1
231	8/19/2010 17:00	1700	7.7	90.9	2.516	271.4	36.36	-5.443	13.41	11.6	0.31	0.015	427.1	189.4
231	8/19/2010 18:00	1800	7.64	93.1	3.014	279.3	20.03	-10.79	13.47	11.56	0.314	0.015	427.5	189.8
231	8/19/2010 19:00	1900	7.78	91.7	2.324	275.9	4.403	-10.72	13.47	11.45	0.319	0.015	426.9	189.2
231	8/19/2010 20:00	2000	7.56	86.3	2.88	348.3	-33	-20.04	13.44	11.09	0.322	0.016	429.9	192.2
231	8/19/2010 21:00	2100	7	88	2.204	318.8	-28.61	-26.37	13.28	10.47	0.336	0.015	430.2	192.5
231	8/19/2010 22:00	2200	6.645	89.4	1.999	297.9	-33.64	-26.92	12.99	10.09	0.419	0.015	430.9	193.2
231	8/19/2010 23:00	2300	6.595	90	1.391	251.1	-35.97	-26.08	12.79	9.83	0.399	0.015	430.4	192.7
231	8/20/2010 0:00	2400	6.556	86.9	1.062	72.4	-41.77	-23.01	12.61	9.75	0.381	0.014	430.6	192.9
232	8/20/2010 1:00	100	6.341	82.8	1.46	13.02	-61.55	-28.73	12.46	9.39	0.369	0.014	430.5	192.8
232	8/20/2010 2:00	200	5.423	91.5	0.767	193.8	-64.39	-31.94	12.27	8.96	0.36	0.015	430.5	192.8
232	8/20/2010 3:00	300	5.051	91	1.053	7.77	-26.45	-31.79	12.04	8.56	0.352	0.017	430.6	192.9
232	8/20/2010 4:00	400	5.191	90.2	1.122	334.7	-46.11	-29.32	11.81	8.45	0.346	0.014	430.6	192.9
232	8/20/2010 5:00	500	4.511	92.7	0.946	209.2	-49.11	-32.42	11.61	8.12	0.341	0.012	430.6	192.9
232	8/20/2010 6:00	600	4.826	87.1	1.312	109.3	-60.67	-33.59	11.39	7.78	0.336	0.014	430.6	192.9
232	8/20/2010 7:00	700	4.753	84.8	1.293	217.5	-57.29	-34.47	11.16	7.45	0.332	0.014	430.3	192.6
232	8/20/2010 8:00	800	4.899	81.3	0.777	134.1	-16.35	-28.49	10.93	7.4	0.329	0.013	430.7	193
232	8/20/2010 9:00	900	5.739	74.6	1.382	111.3	19.58	-14.56	10.78	7.95	0.326	0.012	430.6	192.9
232	8/20/2010 10:00	1000	5.771	76.5	1.638	158.4	68.73	-4.168	10.77	8.68	0.324	0.015	430.6	192.9
232	8/20/2010 11:00	1100	6.269	69.24	1.898	16.84	106.6	1.601	10.91	9.41	0.323	0.012	430.3	192.6
232	8/20/2010 12:00	1200	6.414	65.51	2.98	35.2	124.5	-1.24	11.13	9.72	0.322	0.016	430.2	192.5
232	8/20/2010 13:00	1300	7.15	63.85	3.576	18.42	275.3	14.31	11.33	10.49	0.321	0.015	430.8	193.1
232	8/20/2010 14:00	1400	7.99	60.33	3.626	14.57	311.2	32.58	11.64	12.09	0.32	0.014	430.3	192.6
232	8/20/2010 15:00	1500	7.9	61.86	4.952	26.07	186.1	7.04	12.13	12.05	0.321	0.015	430.7	193
232	8/20/2010 16:00	1600	7.1	68.77	5.907	35.29	220.1	5.857	12.46	11.91	0.32	0.013	431.1	193.4
232	8/20/2010 17:00	1700	7.52	65.43	4.884	30.7	231.8	4.884	12.67	11.85	0.318	0.014	431	193.3
232	8/20/2010 18:00	1800	8.11	60.28	3.825	37.57	114.9	-7.21	12.84	11.46	0.317	0.01	430.6	192.9
232	8/20/2010 19:00	1900	9.27	56.91	2.314	119.7	106.9	15.71	12.9	12.25	0.315	0.015	431.1	193.4
232	8/20/2010 20:00	2000	6.911	72.9	1.697	215.3	-28.31	-20.83	13.05	11.11	0.314	0.014	430.6	192.9
232	8/20/2010 21:00	2100	5.783	74.2	5.567	13.99	-29.43	-31.43	12.89	9.97	0.311	0.013	430.5	192.8
232	8/20/2010 22:00	2200	5.085	75.8	2.788	93.3	-60.59	-38.37	12.53	8.83	0.308	0.015	431	193.3
232	8/20/2010 23:00	2300	4.732	78.7	1.203	350.1	-37.32	-34.23	12.1	8.36	0.305	0.014	430.9	193.2
232	8/21/2010 0:00	2400	4.38	81.6	0.895	114.4	-36.75	-31.1	11.72	8.1	0.303	0.014	430.8	193.1
233	8/21/2010 1:00	100	4.252	81.6	0.841	354.3	-43.54	-31.95	11.41	7.78	0.3	0.014	430.8	193.1
233	8/21/2010 2:00	200	4.107	81.5	0.515	351.4	-34.25	-30.88	11.12	7.5	0.299	0.014	430.8	193.1
233	8/21/2010 3:00	300	4.108	82.9	0.481	18.22	-37.16	-28.92	10.86	7.36	0.297	0.014	430.8	193.1
233	8/21/2010 4:00	400	3.936	83.1	0.649	9.14	-39.16	-29.38	10.64	7.16	0.296	0.014	430.8	193.1
233	8/21/2010 5:00	500	3.55	82.6	0.569	323.9	-35.12	-29.46	10.43	6.939	0.294	0.014	430.8	193.1
233	8/21/2010 6:00	600	3.892	84.1	0.502	25.56	-30.75	-27.68	10.23	6.817	0.293	0.013	430.8	193.1
233	8/21/2010 7:00	700	4.046	78.8	0.583	239.6	-17.8	-25.13	10.06	6.789	0.292	0.014	430.8	193.1
233	8/21/2010 8:00	800	4.452	75.8	0.986	283.7	0.733	-20.31	9.92	6.934	0.291	0.014	431	193.3
233	8/21/2010 9:00	900	4.424	70.5	1.875	4.045	29.66	-17.52	9.85	7.1	0.29	0.014	430.9	193.2
233	8/21/2010 10:00	1000	4.403	71.4	1.223	14.09	55.62	-10.32	9.83	7.43	0.29	0.013	430.8	193.1
233	8/21/2010 11:00	1100	4.777	73.1	0.914	96	86.3	4.023	9.9	8.33	0.29	0.013	430.9	193.2
233	8/21/2010 12:00	1200	5.908	64.91	0.886	131	146.2	24.65	10.13	9.84	0.291	0.013	431	193.3
233	8/21/2010 13:00	1300	6.964	57.84	1.448	159.2	251.4	39.06	10.57	11.56	0.293	0.014	431	193.3
233	8/21/2010 14:00	1400	7.15	58.16	2.084	254.5	181.9	27.14	11.16	12.17	0.295	0.014	430.7	193
233	8/21/2010 15:00	1500	7.31	58.72	3.158	302.9	46.99	7.56	11.67	11.86	0.297	0.014	430.4	192.7
233	8/21/2010 16:00	1600	7.05	60.49	3.726	347.7	198.7	2.359	11.92	11.23	0.298	0.014	430.5	192.8
233	8/21/2010 17:00	1700	6.807	63.12	3.121	346.6	130.7	4.89	12.05	11.46	0.297	0.014	430.6	192.9
233	8/21/2010 18:00	1800	6.695	64.56	2.035	344.7	87.3	0.211	12.2	11.23	0.297	0.013	430.8	193.1
233	8/21/2010 19:00	1900	7.11	60.66	2.514	322.7	59.49	-5.641	12.27	10.94	0.296	0.015	430.8	193.1
233	8/21/2010 20:00	2000	7.35	61.4	2.125	59.12	53.27	-8.84	12.26	10.53	0.295	0.013	431	193.3
233	8/21/2010 21:00	2100	6.366	71	2.819	94.6	0.15	-17.85	12.17	10.03	0.293	0.014	430.9	193.2
233	8/21/2010 22:00	2200	6.183	73	1.518	62.81	-37.85	-25.18	11.99	9.24	0.292	0.014	430.9	193.2
233	8/21/2010 23:00	2300	5.302	77.5	1.579	32.6	-47.1	-32.27	11.7	8.44	0.29	0.014	430.8	193.1
233	8/22/2010 0:00	2400	5.083	76.9	1.066	43.57	-39.91	-30.4	11.34	7.94	0.287	0.014	430.8	193.1
234	8/22/2010 1:00	100	5.046	77.4	0.822	37.71	-28.18	-28.07	11.01	7.65	0.285	0.014	430.9	193.2
234	8/22/2010 2:00	200	5.054	77.7	0.838	38.49	-29.51	-25.92	10.73	7.49	0.283	0.014	430.9	193.2
234	8/22/2010 3:00	300	4.947	78.7	0.883	53.98	-29.85	-25.21	10.5	7.33	0.282	0.014	430.9	193.2
234	8/22/2010 4:00	400	4.929	75.3	0.822	78.8	-25.53	-24.5	10.3	7.17	0.281	0.014	430.9	193.2
234	8/22/2010 5:00	500	4.839	73.9	0.796	80.2	-25.34	-23.53	10.12	7.06	0.28	0.014	430.9	193.2
234	8/22/2010 6:00	600	4.927	77.1	1.083	40.47	-24.4	-23.41	9.95	6.931	0.279	0.014	431	193.3
234	8/22/2010 7:00	700	5.071	78.1	1.143	44.41	-18.24	-22.26	9.81	6.839	0.278	0.014	430.9	193.2
234	8/22/2010 8:00	800	5.29	78.7	0.955	52.46	-3.962	-18.83	9.68	6.887	0.277	0.014	430.9	193.2
234	8/22/2010 9:00	900	6.071	75.7	0.914	67.37	45.43	-9.25	9.6	7.28	0.277	0.013	430.8	193.1
234	8/22/2010 10:00	1000	6.079	78.6	1.591	248.1	21.34	-0.959	9.64	7.99	0.277	0.014	430.9	193.2
234	8/22/2010 11:00	1100	5.98	80.9	1.223	228.3	50.39	1.557	9.77	8.37	0.277	0.014	430.6	192.9
234	8/22/2010 12:00	1200	7.13	74.7	2.607	255.8	126.6	15.54	9.96	9.42	0.278	0.013	430.7	193
234	8/22/2010 13:00	1300	6.872	79.4	1.757	251.2	54.09	9.39	10.28	9.83	0.28	0.014	431	193.3
234	8/22/2010 14:00	1400	7.79	76.5	1.048	204.4	47.8	16.45	10.58	10.47	0.282	0.014	430.6	192.9
234	8/22/2010 15:00	1500	8.59	71.2	3.995	247.5	157.1	17.29	10.9	11	0.283	0.014	430.6	192.9
234	8/22/2010 16:00	1600	9.71	64.51	3.097	258.4	324.7	25.34	11.24	11.59	0.285	0.015	431.2	193.5
234	8/22/2010 17:00	1700	10.95	59.43	3.433	241.5	251.6	50.59	11.71	13.7	0.286	0.014	430.8	193.1
234	8/22/2010 18:00	1800	8.83	68.74	4.316	239	-50.17	4.595	12.38	12.83	0.289	0.014	430.6	192.9
234	8/22/2010 19:00	1900	7.75	74.7	2.5	303.9	-35.73	-12.61	12.54	11.27	0.289	0.014	431.1	193.4
234	8/22/2010 20:00	2000	8.24	72.1	2.103	350.4	-1.678	-10.94	12.36	10.74	0.289	0.011	430.9	193.2
234	8/22/2010 21:00	2100	7.85	73	1.156	91.1	-35.48	-12.43	12.18	10.43	0.288	0.015	431.1	193.4
234	8/22/2010 22:00	2200	7.43	77.2	1.864	120	-38.5	-18.73	11.99	9.79	0.286	0.014	431.3	193.6
234	8/22/2010 23:00	2300	6.382	82	1.749	46.73	-52.53	-23.96	11.74	9.16	0.285	0.015	431.6	193.9
234	8/23/2010 0:00	2400	6.294	83.9	1.827	31.8	-42.22	-22.46	11.45	8.75	0.285	0.016	432.8	195.1
235	8/23/2010 1:00	100	5.26	89.8	1.484	127.3	-32.57	-26.28	11.17	8.29	0.285	0.016	432.9	195.2
235	8/23/2010 2:00	200	5.678	86.8	1.171	90.6	-41.78	-23.23	10.88	8.06	0.292	0.016	432.9	195.2
235	8/23/2010 3:00	300	6.453	82	0.852	93.4	-43.76	-21.28	10.65	7.92	0.298	0.015	432.9	195.2
235	8/23/2010 4:00	400	6.541	77.5	1.114	265.9	-45.31	-21.59	10.46	7.74	0.299	0.016	432.9	195.2
235	8/23/2010 5:00	500	6.596	75.4	1.14	328.5	-37.83	-21.52	10.28	7.55	0.298	0.015	432.9	195.2
235	8/23/2010 6:00	600	6.415	74.5	2.062	287.6	-39.65	-22.44	10.12	7.36	0.297	0.015	433	195.3
235	8/23/2010 7:00	700	5.898	75.2	2.301	256	-28.94	-24.54	9.95	7.05	0.297	0.015	432.9	195.2
235	8/23/2010 8:00	800	5.932	72.8	1.464	272.4	-4.247	-20.97	9.78	6.95	0.295	0.015	432.8	195.1

Faro Meteorological Data
January 01 - December 31, 2010

Faro Climate Station - 2010 data

Note: Cumulative precipitation is calculated in column 'V', while raw instrument numbers are seen in column 'U'. -0.1

Julian Day	Date	Hr	Tair	RH %	WindV	WindD	NetRad	SoilHF	SoilT2	SoilT3	Soil W	SnoD	Precip	Precip (rev)
235	8/23/2010 9:00	900	6.456	69.69	0.976	267	53.72	-9.67	9.65	7.33	0.294	0.015	433	195.3
235	8/23/2010 10:00	1000	6.917	68.83	1.296	329.6	124.9	5.747	9.65	8.27	0.293	0.016	433	195.3
235	8/23/2010 11:00	1100	7.73	66.98	2.387	282	235	27.94	9.87	9.85	0.294	0.015	433	195.3
235	8/23/2010 12:00	1200	8.27	63.95	2.994	257.7	188.4	34.04	10.29	11.31	0.295	0.015	432.6	194.9
235	8/23/2010 13:00	1300	9.41	60.61	2.846	257.4	311.9	26.06	10.76	11.54	0.297	0.014	432.2	194.5
235	8/23/2010 14:00	1400	10.66	55.91	2.988	266.9	463.5	77.9	11.22	14.57	0.298	0.018	432.2	194.5
235	8/23/2010 15:00	1500	10.56	55.91	3.572	263.1	282.6	46.77	12.11	15.24	0.301	0.015	433.3	195.6
235	8/23/2010 16:00	1600	10.88	54.59	4.758	248.6	405	39.19	12.86	15.18	0.303	0.013	431.8	194.1
235	8/23/2010 17:00	1700	10.48	55.12	4.108	238	332.9	40.22	13.43	15.73	0.304	0.015	433	195.3
235	8/23/2010 18:00	1800	11	56.14	3.241	349.6	236.3	31.78	13.94	15.7	0.304	0.014	433.4	195.7
235	8/23/2010 19:00	1900	8.99	68.58	4.584	43.99	-4.346	-7	14.27	14.32	0.304	0.016	433	195.3
235	8/23/2010 20:00	2000	8	72.3	4.418	37.7	-15.75	-31.81	14.13	12.03	0.302	0.016	433	195.3
235	8/23/2010 21:00	2100	7.75	72.3	2.284	33.62	-19.81	-29.9	13.61	10.91	0.297	0.015	432.9	195.2
235	8/23/2010 22:00	2200	7.34	73.4	1.849	26.92	-24.26	-25.8	13.1	10.35	0.293	0.016	433.1	195.4
235	8/23/2010 23:00	2300	6.683	79.1	1.924	62.53	-34.03	-27.44	12.67	9.77	0.29	0.016	433	195.3
235	8/24/2010 0:00	2400	6.065	84.2	1.569	86.5	-31.22	-26.83	12.27	9.29	0.287	0.015	433	195.3
236	8/24/2010 1:00	100	5.568	85.5	1.296	31.14	-51.27	-30.31	11.9	8.74	0.285	0.016	433.1	195.4
236	8/24/2010 2:00	200	5.079	84.9	0.927	325.5	-54.94	-31.29	11.53	8.22	0.282	0.016	432.9	195.2
236	8/24/2010 3:00	300	4.59	86.8	0.498	64.7	-44.1	-31.37	11.17	7.76	0.281	0.016	433	195.3
236	8/24/2010 4:00	400	4.612	85.8	0.633	1.209	-44.06	-29.83	10.83	7.47	0.279	0.016	433	195.3
236	8/24/2010 5:00	500	4.682	86.5	0.559	331.8	-22.7	-25.52	10.54	7.34	0.277	0.016	432.9	195.2
236	8/24/2010 6:00	600	4.368	87.2	0.934	286.1	-22.71	-22.22	10.31	7.37	0.276	0.016	433.1	195.4
236	8/24/2010 7:00	700	4.233	88.6	0.642	224.1	-30.55	-22.58	10.14	7.24	0.275	0.015	433.1	195.4
236	8/24/2010 8:00	800	4.588	88.5	0.1	292.6	-9.52	-20.05	9.98	7.2	0.275	0.016	433.1	195.4
236	8/24/2010 9:00	900	4.859	89	0.859	276.4	9.33	-10.21	9.86	7.6	0.275	0.016	433.1	195.4
236	8/24/2010 10:00	1000	5.03	89.9	1.215	285.1	32.72	-4.968	9.85	8.03	0.275	0.015	433.3	195.6
236	8/24/2010 11:00	1100	5.664	90	1.184	297	42.98	3.184	9.94	8.64	0.276	0.015	433.2	195.5
236	8/24/2010 12:00	1200	6.597	84	0.814	250.6	66.45	12.74	10.13	9.47	0.278	0.014	433.2	195.5
236	8/24/2010 13:00	1300	6.807	81.5	1.327	296	31.08	13.3	10.42	10.21	0.279	0.015	433.5	195.8
236	8/24/2010 14:00	1400	6.524	83.5	1.468	258.6	88.4	8.28	10.7	10.21	0.281	0.014	433.9	196.2
236	8/24/2010 15:00	1500	8.1	72	0.957	197	120.7	31.62	10.93	11.54	0.284	0.015	433.7	196
236	8/24/2010 16:00	1600	9.95	60.8	1.081	268	214	45.88	11.37	13.14	0.288	0.016	433.9	196.2
236	8/24/2010 17:00	1700	8.93	64.26	3.477	289.7	70.9	27.95	11.99	13.66	0.291	0.015	433.8	196.1
236	8/24/2010 18:00	1800	8.26	66.33	3.088	292.4	100.3	-4.187	12.4	12.01	0.294	0.015	433.9	196.2
236	8/24/2010 19:00	1900	7.34	75.3	2.365	154.4	35.11	-1.815	12.42	11.67	0.293	0.015	433.7	196
236	8/24/2010 20:00	2000	7.51	73.2	1.318	145.5	18.88	-9.73	12.34	10.97	0.292	0.016	433.7	196
236	8/24/2010 21:00	2100	7.31	73.4	1.644	151	-10.26	-13.28	12.17	10.5	0.29	0.015	433.9	196.2
236	8/24/2010 22:00	2200	6.835	75.5	1.536	148.3	-28.02	-20.58	11.96	9.78	0.289	0.015	433.8	196.1
236	8/24/2010 23:00	2300	6.664	73.5	1.023	130.3	-30.28	-23.32	11.67	9.16	0.286	0.016	433.8	196.1
236	8/25/2010 0:00	2400	6.312	76.9	1.303	36.18	-29.18	-23.43	11.37	8.73	0.285	0.015	433.9	196.2
237	8/25/2010 1:00	100	5.599	80.8	0.924	334.1	-30.23	-24.48	11.09	8.32	0.283	0.016	433.9	196.2
237	8/25/2010 2:00	200	5.373	81.7	0.52	339.3	-40.2	-24.31	10.82	8	0.281	0.016	433.8	196.1
237	8/25/2010 3:00	300	5.151	78.4	0.709	339.9	-49.14	-26.82	10.56	7.6	0.28	0.015	433.9	196.2
237	8/25/2010 4:00	400	4.368	82.7	0.699	5.298	-54.25	-30.64	10.29	7.07	0.279	0.015	433.9	196.2
237	8/25/2010 5:00	500	4.235	82.8	0.605	357.2	-41.03	-29.34	9.99	6.713	0.277	0.015	433.9	196.2
237	8/25/2010 6:00	600	4.203	80.2	1.093	7.2	-30.24	-26.83	9.72	6.539	0.275	0.015	433.9	196.2
237	8/25/2010 7:00	700	4.1	79.8	0.462	359.4	-24.72	-24.47	9.49	6.434	0.275	0.015	433.9	196.2
237	8/25/2010 8:00	800	3.981	80.4	0.656	286.7	-5.804	-20.71	9.31	6.463	0.274	0.015	433.9	196.2
237	8/25/2010 9:00	900	4.116	78	1.155	285.6	29.56	-14.04	9.19	6.717	0.273	0.014	433.9	196.2
237	8/25/2010 10:00	1000	4.755	76	0.685	238.8	68.89	-3.789	9.16	7.28	0.273	0.015	433.9	196.2
237	8/25/2010 11:00	1100	6.321	70.6	0.738	249	193	18.17	9.27	8.57	0.273	0.013	434	196.3
237	8/25/2010 12:00	1200	8.45	61.82	1.642	287.1	417.5	60.06	9.61	11.51	0.274	0.013	434	196.3
237	8/25/2010 13:00	1300	9.29	55.73	1.487	299.6	140.5	59.2	10.37	13.89	0.277	0.015	434.3	196.6
237	8/25/2010 14:00	1400	9.02	59.43	1.698	191.4	130.5	13.85	11.2	12.52	0.282	0.013	433.8	196.1
237	8/25/2010 15:00	1500	8.64	64.01	1.748	238.3	109.6	28.72	11.55	13.05	0.283	0.015	434	196.3
237	8/25/2010 16:00	1600	9.48	61.76	2.6	28.32	144	38.8	11.9	13.75	0.284	0.014	434.5	196.8
237	8/25/2010 17:00	1700	8.43	64.33	5.009	73.7	105.5	4.618	12.34	13.21	0.286	0.012	434.4	196.7
237	8/25/2010 18:00	1800	10.03	53.88	2.76	92.8	162.5	10.13	12.49	12.65	0.288	0.013	434.2	196.5
237	8/25/2010 19:00	1900	9.99	50.65	2.189	34.72	46.07	7.09	12.54	12.68	0.287	0.015	433.9	196.2
237	8/25/2010 20:00	2000	9.16	51.13	2.841	26.56	2.037	-15.05	12.56	11.46	0.287	0.015	434.2	196.5
237	8/25/2010 21:00	2100	8.16	55.44	3.413	35.42	-42.93	-27.51	12.36	10.22	0.285	0.015	434.3	196.6
237	8/25/2010 22:00	2200	6.597	63.05	1.944	27.78	-64.84	-36.58	11.97	8.96	0.283	0.016	434.2	196.5
237	8/25/2010 23:00	2300	5.602	68.64	1.658	44.1	-63.42	-38.14	11.49	8.04	0.28	0.015	434.2	196.5
237	8/26/2010 0:00	2400	4.821	71.4	1.696	21.23	-60.17	-37.89	10.99	7.35	0.277	0.015	434.2	196.5
238	8/26/2010 1:00	100	4.183	74.5	1.363	16.44	-60.86	-37.95	10.52	6.764	0.275	0.015	434.3	196.6
238	8/26/2010 2:00	200	3.889	76.4	1.689	16.61	-59.75	-37.59	10.09	6.269	0.272	0.015	434.3	196.6
238	8/26/2010 3:00	300	3.538	78.5	1.224	1.745	-62.96	-37.37	9.69	5.827	0.27	0.014	434.2	196.5
238	8/26/2010 4:00	400	3.039	79.4	1.092	328.4	-59.68	-37.18	9.33	5.42	0.268	0.014	434.2	196.5
238	8/26/2010 5:00	500	2.553	82.6	0.468	333.9	-57.23	-35.68	8.98	5.12	0.267	0.016	434.2	196.5
238	8/26/2010 6:00	600	2.553	84.8	0.521	345.5	-41.18	-32.48	8.67	4.945	0.265	0.015	434.2	196.5
238	8/26/2010 7:00	700	2.624	84.1	0.335	243.4	-39.88	-29.12	8.41	4.922	0.264	0.015	434.2	196.5
238	8/26/2010 8:00	800	3.251	83.3	0.646	357.9	-17.4	-24.65	8.21	4.978	0.263	0.014	434.2	196.5
238	8/26/2010 9:00	900	3.47	82.1	0.313	246.9	0.095	-18.53	8.07	5.253	0.263	0.014	434.2	196.5
238	8/26/2010 10:00	1000	5.625	71.3	0.189	201.8	143.3	4.141	8.02	6.268	0.263	0.01	434.3	196.6
238	8/26/2010 11:00	1100	7.35	66.43	0.665	142.6	135.7	32.44	8.24	8.58	0.263	0.013	434.1	196.4
238	8/26/2010 12:00	1200	7.91	63.5	0.958	305.9	298.3	44.48	8.72	10.17	0.265	0.017	434.2	196.5
238	8/26/2010 13:00	1300	7.83	65.89	2.412	89	68.01	44.62	9.39	12.19	0.268	0.016	435.2	197.5
238	8/26/2010 14:00	1400	6.81	66.43	2	171.4	-1.053	2.123	10.07	10.54	0.272	0.015	435.3	197.6
238	8/26/2010 15:00	1500	8.85	52.87	2.487	115.3	190.4	28.44	10.27	11.27	0.275	0.015	435.1	197.4
238	8/26/2010 16:00	1600	10.4	43.81	1.822	229.2	368.7	56.19	10.66	13.3	0.278	0.015	434.8	197.1
238	8/26/2010 17:00	1700	10.13	51.63	4.402	278.7	300.6	56.81	11.42	15	0.282	0.015	435.6	197.9
238	8/26/2010 18:00	1800	8.61	60.02	4.257	305.4	82.6	2.549	12.19	13.24	0.286	0.015	434.2	196.5
238	8/26/2010 19:00	1900	8.9	57.2	2.371	305.3	56.61	-5.073	12.36	11.96	0.286	0.015	435.1	197.4
238	8/26/2010 20:00	2000	8.87	58.84	1.758	161.3	7.27	-6.946	12.25	11.37	0.285	0.015	434.8	197.1
238	8/26/2010 21:00	2100	7.99	65.57	1.524	163.3	-37.76	-16.32	12.07	10.51	0.283	0.014	435.1	197.4
238	8/26/2010 22:00	2200	6.986	70.9	1.368	182	-65.28	-20.32	11.78	9.79	0.281	0.016	435.2	197.5
238	8/26/2010 23:00	2300	6.051	75.2	1.938	38.83	-58.51	-28.29	11.44	8.92	0.279	0.015	435.3	197.6
238	8/27/2010 0:00	2400	5.19	76.1	1.635	17	-50.7	-33.31	11.04	8	0.277	0.015	435.2	197.5
239	8/27/2010 1:00	100	4.577	75.8	1.64	7.56	-65.92	-34.77	10.61	7.32	0.274	0.015	435.2	197.5
239	8/27/2010 2:00	200	3.659	79	1.504	14.37	-68.74	-38.71	10.18	6.539	0.272	0.015	435.1	197.4
239	8/27/2010 3:00	300	3.14	79.5	1.764	16.24	-67.37	-39.73	9.74	5.881	0.27	0.015	435.1	197.4
239	8/27/2010 4:00	400	2.794	81.5	1.272	9.58	-66.75	-39.52	9.31	5.34	0.268	0.015	435.1	197.4
239	8/27/2010 5:00	500	2.576	81.5	1.347	14.05	-65.74	-38.94	8.91	4.9	0.266	0.014	435.1	197.4
239	8/27/2010 6:00	600	2.463	81.9	1.545	16.84	-64.12	-38.41	8.53	4.501	0.264	0.015	435	197.3
239	8/27/2010 7:00	700	2.386	82.1	1.493	11.39	-55	-37.18	8.18	4.175	0.263	0.014	435.2	197.5
239	8/27/2010 8:00	800	3.067	81.4	0.695	7.65	-3.594	-26.75	7.88	4.297	0.261	0.014	435.1	197.4
239	8/27/2010 9:00	900	5.346	72.6	0.366	65.71	41.59	-12.96	7.7	4.979	0.26	0.011	435.2	197.5
239	8/27/2010 10:00	1000	8.65	59.31	0.931	84.4	141.2	10.31	7.74	6.424	0.26	0.008	435.3	197.6
239	8/27/2010 11:00	1100	9.16	58.79	1.197	164	233.9	44.71	8.08	8.96	0.262	0.013	435.4	197.7
239	8/27/2010 12:00	1200	9.89	54.88	1.606	257.4	319.6	64.79	8.64	11.61	0.264	0.015	435.2	197.5
239	8/27/2010 13:00	1300	10.68	48.21	3.861	245.6	401.9	66.03	9.41	13.58	0.268	0.015	434.8	197.1
239	8/27/2010 14:00	1400	9.61	55.05	3.79	243.6	124.5	29.7	10.28	13.37	0.272	0.016	434.2	196.5
239	8/27/2010 15:00	1500	8.55	60.18	3.483	54.57	62.62	9.13	10.79	12.2	0.274	0.015	435.3	197.6
239	8/27/2010 16:00	1600	9.27	57.53	4.228	84.6	285.5	11.62	10.97	11.63	0.274	0.008	435.1	197.4
239	8/27/2010 17:00	1700	9.03	61.9	2.582	358.1	72.7	26.59	11.17	12.94	0.274	0.018	435.6	197.9
239	8/27/2010 18:00	1800	10.23	58.65	1.303	49.22	167.1	29.81	11.51	12.98	0.275	0.013	435.6	197.9
239	8/27/2010 19:00	1900	11.09	52.95	1.018	195.6	97.6	32.29	11.89	14	0.277	0.013	435.4	197.7
239	8/27/2010 20:00	2000	11.23	50.24	0.948	248.3	20.42	3.598	12.32	12.9	0.279	0.014	435.5	197.8
239	8/27/2010 21:00	2100	10.24	51.79	1.297	245	-42.46	-11.46	12.47	11.68	0.28	0.015	435.6	197.9
239	8/27/2010 22:00	2200	7.4	67.12	1.396	27.08	-71.8	-28	12.28	10.27	0.279	0.015	435.6	197.9
239	8/27/2010 23:00	2300	5.819	71.9	1.81	28.67	-69.39	-36.89	11.84	8.91	0.276	0.015	435.6	197.9
239	8/28/2010 0:00	2400	5.228	73.7	1.856	24.94	-67.84	-38.8	11.3	7.9	0.274	0.015	435.6	197.9
240	8/28/2010 1:00	100	4.629	75.1	1.649	10.13	-66.9	-38.74	10.75	7.14	0.271	0.015	435.6	197.9
240	8/28/2010 2:00	200	4.111	77	1.392	13.72	-66.53	-38.61	10.24	6.507	0.269	0.015	435.6	197.9
240	8/28/2010 3:00	300	3.84	77.9	1.352	14.04	-65.67	-37.99	9.77	5.981	0.266	0.015	435.6	197.9
240	8/28/2010 4:00	400	3.554	79.8	1.414	31.58	-62.99	-37.46	9.35	5.522	0.264	0.015	435.7	198
240	8/28/2010 5:00	500	3.357	81.1	1.102	32.28	-62.49	-36.67	8.96	5.131	0.262	0.015	435.6	197.9
240	8/28/2010 6:00	600	3.508	79.7	1.624	35.27	-60.35	-35.81	8.6	4.792	0.261	0.014	435.6	197.9
240	8/28/2010 7:00	700	3.828	77.5	1.235	45.06	-55.93	-34.49	8.28	4.514	0.259	0.017	435.7	198
240	8/28/2010 8:00	800	5.025	74	0.916	58.81	-12.42	-27.72	7.99	4.514	0.258	0.011	435.7	198
240	8/28/2010 9:00	900	7.64	64.13	0.823	105.1	57.06	-8.26	7.8	5.355	0.258	0.012	435.7	198
240	8/28/2010 10:00	1000	9.14	57.2	0.723	118.1	144	17.37	7.86	7.06	0.258	0.011	435.7	198
240	8/28/2010 11:00	1100	9.67	54.78	1.009	37.72	229.1	44.72	8.26	9.45	0.259	0.015	435.7	198
240	8/28/2010 12:00	1200	10.06	54.12	2.008	284.8	300	57.3	8.84	11.7	0.262	0.015	435.5	197.8
240	8/28/2010 13:00	1300	10.93	50.56	2.427	216.1	243.3	62.31	9.55	13.57	0.265	0.016	435.1	197.4

Faro Meteorological Data
January 01 - December 31, 2010

Faro Climate Station - 2010 data
Note: Cumulative precipitation is calculated in column 'V', while raw instrument numbers are seen in column 'U'. -0.1

Julian Day	Date	Hr	Tair	RH %	WindV	WindD	NetRad	SoilHF	SoilT2	SoilT3	Soil W	SnoD	Precip	Precip (rev)
240	8/28/2010 14:00	1400	11.53	46.2	2.826	231.6	282.1	45.92	10.36	13.9	0.268	0.015	435.4	197.7
240	8/28/2010 15:00	1500	12.09	44.27	2.498	239.5	291.6	48.37	11.02	14.74	0.271	0.014	434.6	196.9
240	8/28/2010 16:00	1600	12.1	45.77	2.628	280.3	183.7	41.75	11.7	15.13	0.273	0.016	435.5	197.8
240	8/28/2010 17:00	1700	12.28	45.74	1.89	298.2	236.8	35.62	12.27	15.12	0.275	0.012	435.4	197.7
240	8/28/2010 18:00	1800	12.55	44.61	2.341	263.1	156.8	33.88	12.74	15.43	0.276	0.016	435.3	197.6
240	8/28/2010 19:00	1900	11.84	48.13	3.601	259.8	59.25	9.56	13.12	14.53	0.278	0.015	435.6	197.9
240	8/28/2010 20:00	2000	10.71	52.51	3.481	275.5	1.579	-11.39	13.18	12.99	0.277	0.015	435.6	197.9
240	8/28/2010 21:00	2100	9.66	55.51	2.349	320.8	-23.82	-20.09	12.93	11.71	0.275	0.015	435.6	197.9
240	8/28/2010 22:00	2200	9.08	58.44	0.916	49.16	-29.97	-21.65	12.56	10.83	0.273	0.016	435.5	197.8
240	8/28/2010 23:00	2300	8.47	63.37	0.904	36.93	-41.88	-21.59	12.16	10.24	0.27	0.015	435.5	197.8
240	8/29/2010 0:00	2400	7.29	67.16	1.488	27.31	-62.7	-29.23	11.79	9.4	0.268	0.015	435.6	197.9
241	8/29/2010 1:00	100	6.118	68.83	1.742	28.19	-63.07	-34.81	11.37	8.45	0.266	0.015	435.7	198
241	8/29/2010 2:00	200	5.563	70.3	1.65	25.9	-63.98	-36.43	10.91	7.68	0.263	0.015	435.5	197.8
241	8/29/2010 3:00	300	5.06	69.98	1.886	21.57	-62.45	-36.83	10.45	7.04	0.261	0.015	435.3	197.6
241	8/29/2010 4:00	400	4.716	71.9	1.593	18.77	-61.44	-36.28	10.02	6.513	0.259	0.014	435.5	197.8
241	8/29/2010 5:00	500	4.116	72.4	1.805	12.57	-63.93	-36.93	9.61	6.015	0.257	0.015	435.3	197.6
241	8/29/2010 6:00	600	3.603	74.7	1.789	13.04	-63.25	-37.29	9.23	5.534	0.255	0.015	435.6	197.9
241	8/29/2010 7:00	700	3.288	76.4	1.547	9.02	-59.79	-36.88	8.87	5.122	0.253	0.015	435.5	197.8
241	8/29/2010 8:00	800	3.805	75.8	1.033	9.36	-15.93	-30.96	8.53	4.981	0.252	0.014	435.7	198
241	8/29/2010 9:00	900	6.358	67.39	0.208	20.12	50.64	-11.26	8.28	5.745	0.251	0.011	435.7	198
241	8/29/2010 10:00	1000	10.16	54.17	0.256	80.4	131.3	16.13	8.28	7.47	0.25	0.006	435.6	197.9
241	8/29/2010 11:00	1100	12.34	44.49	0.419	95.9	223.9	44.55	8.64	9.9	0.252	0.01	435.6	197.9
241	8/29/2010 12:00	1200	12.58	40.6	1.075	90.3	303	65.33	9.21	12.6	0.254	0.013	435.2	197.5
241	8/29/2010 13:00	1300	12.2	39.11	2.398	189.7	362.1	71.4	9.98	14.73	0.258	0.013	435.7	198
241	8/29/2010 14:00	1400	12.79	34.4	2.199	180.6	324.4	73.7	10.9	16.38	0.261	0.018	435.3	197.6
241	8/29/2010 15:00	1500	12.96	32.33	2.413	224.3	307.9	72.6	11.79	17.54	0.265	0.014	435.4	197.7
241	8/29/2010 16:00	1600	12.56	34.65	2.64	298.9	158.8	44.52	12.65	17.3	0.268	0.016	435.3	197.6
241	8/29/2010 17:00	1700	12.54	34.83	1.589	340	58.25	18.01	13.18	16.05	0.27	0.015	435.4	197.7
241	8/29/2010 18:00	1800	12.45	36.45	1.889	41.69	1.972	1.682	13.33	14.71	0.27	0.014	435.7	198
241	8/29/2010 19:00	1900	12.03	43.24	3.437	37.06	56.3	-2.089	13.2	13.66	0.269	0.015	435	197.3
241	8/29/2010 20:00	2000	11.56	45.87	3.16	34.64	18.18	-5.738	13.02	13.04	0.267	0.014	435.7	198
241	8/29/2010 21:00	2100	10.96	48.19	2.464	48.26	-28.74	-13.72	12.84	12.18	0.266	0.015	435.1	197.4
241	8/29/2010 22:00	2200	10.1	52.35	1.359	60.11	-39.96	-20.13	12.56	11.27	0.264	0.016	435.5	197.8
241	8/29/2010 23:00	2300	9.06	57.22	1.775	21.74	-34.28	-22.65	12.21	10.52	0.262	0.015	435.4	197.7
241	8/30/2010 0:00	2400	8.41	59.55	1.667	31.59	-29.89	-22.97	11.85	9.95	0.26	0.015	435.5	197.8
242	8/30/2010 1:00	100	8.11	60.99	1.416	15.41	-28.79	-22.45	11.51	9.5	0.258	0.015	435.5	197.8
242	8/30/2010 2:00	200	7.81	64.41	0.671	358.6	-31.18	-21.54	11.21	9.16	0.257	0.015	435.5	197.8
242	8/30/2010 3:00	300	7.59	64.16	1.15	343.5	-29.28	-21.05	10.94	8.87	0.256	0.015	435.5	197.8
242	8/30/2010 4:00	400	7.54	66.02	0.768	1.438	-25.74	-20.31	10.7	8.61	0.254	0.015	435.5	197.8
242	8/30/2010 5:00	500	7.26	68.6	0.929	18.91	-24.96	-19.27	10.49	8.43	0.253	0.015	435.4	197.7
242	8/30/2010 6:00	600	7.16	68.73	0.799	20.27	-23.84	-18.49	10.3	8.26	0.252	0.015	435.5	197.8
242	8/30/2010 7:00	700	7.07	66.89	0.601	46.64	-25.26	-18.42	10.14	8.09	0.251	0.015	435.5	197.8
242	8/30/2010 8:00	800	6.858	68.98	0.904	60.04	-15.02	-18.2	9.98	7.92	0.251	0.015	435.5	197.8
242	8/30/2010 9:00	900	7.28	66.13	1.108	112.8	28.79	-10.11	9.84	8.11	0.25	0.015	435.6	197.9
242	8/30/2010 10:00	1000	8.24	62.22	0.772	102.5	58.48	-0.036	9.8	8.69	0.249	0.014	435.5	197.8
242	8/30/2010 11:00	1100	9.02	58.69	0.984	169.6	117.4	13.13	9.88	9.65	0.249	0.015	435.5	197.8
242	8/30/2010 12:00	1200	10.98	52.16	0.68	139.2	203.8	32.45	10.14	11.25	0.25	0.012	435.5	197.8
242	8/30/2010 13:00	1300	12.02	44.08	2.878	161.6	305.1	53.15	10.62	13.4	0.252	0.014	435.9	198.2
242	8/30/2010 14:00	1400	12.89	38.73	4.617	173.8	389.4	71.5	11.3	15.69	0.255	0.016	435.7	198
242	8/30/2010 15:00	1500	13.03	41.44	5.588	172.4	376.5	78.7	12.14	17.67	0.258	0.015	435.2	197.5
242	8/30/2010 16:00	1600	12.6	42.34	5.049	167.2	293.7	53.12	13.07	17.79	0.262	0.016	435.5	197.8
242	8/30/2010 17:00	1700	12.39	37.47	6.038	177.1	214	47.72	13.76	18.07	0.264	0.017	434.4	196.7
242	8/30/2010 18:00	1800	11.89	42.64	2.786	178.1	89	23.56	14.26	17.18	0.266	0.013	435.3	197.6
242	8/30/2010 19:00	1900	12.43	40.03	3.595	171.9	61.3	13.8	14.44	16.22	0.267	0.014	435.7	198
242	8/30/2010 20:00	2000	11.03	48.33	3.234	196.9	3.36	-1.028	14.42	15.11	0.266	0.015	435.3	197.6
242	8/30/2010 21:00	2100	8.37	65.38	2.814	279.2	-46.79	-19.61	14.21	13.61	0.264	0.016	435.6	197.9
242	8/30/2010 22:00	2200	7.91	67.11	1.444	45.54	-52.38	-26.8	13.8	12.27	0.262	0.015	435.6	197.9
242	8/30/2010 23:00	2300	7.1	68.55	1.787	25.69	-60.53	-31.71	13.29	11.17	0.26	0.015	435.4	197.7
242	8/31/2010 0:00	2400	6.455	70.6	1.752	356.6	-73	-36.46	12.77	10.12	0.257	0.015	435.5	197.8
243	8/31/2010 1:00	100	5.757	72.3	0.864	339.4	-71.1	-38.55	12.22	9.18	0.255	0.015	435.5	197.8
243	8/31/2010 2:00	200	5.045	74.6	1.096	45.11	-68.99	-39.04	11.69	8.42	0.252	0.015	435.3	197.6
243	8/31/2010 3:00	300	4.818	76.6	1.254	3.213	-61.62	-38.51	11.19	7.79	0.25	0.015	435.5	197.8
243	8/31/2010 4:00	400	4.654	76.9	1.317	11.5	-64.08	-37.3	10.73	7.3	0.248	0.015	435.5	197.8
243	8/31/2010 5:00	500	4.248	78.6	0.63	93.7	-40.83	-33.69	10.32	6.964	0.246	0.015	435.5	197.8
243	8/31/2010 6:00	600	4.214	80.4	0.439	357.8	-34.88	-28.85	9.97	6.89	0.245	0.016	435.4	197.7
243	8/31/2010 7:00	700	4.478	79.6	0.703	101.4	-33.46	-26.13	9.71	6.834	0.243	0.015	435.5	197.8
243	8/31/2010 8:00	800	4.859	78.7	0.526	342.7	4.068	-21.84	9.5	6.847	0.242	0.012	435.6	197.9
243	8/31/2010 9:00	900	6.128	73.2	0.577	229.6	62.93	-2.899	9.38	7.7	0.242	0.014	435.6	197.9
243	8/31/2010 10:00	1000	8.41	64.11	0.84	194.9	189.4	23.93	9.47	9.33	0.242	0.014	435.6	197.9
243	8/31/2010 11:00	1100	9.22	60.6	1.047	272.5	139.8	41.58	9.87	11.61	0.244	0.014	435.5	197.8
243	8/31/2010 12:00	1200	8.97	62.48	2.09	170.9	111.2	25.28	10.39	12.06	0.246	0.016	435.2	197.5
243	8/31/2010 13:00	1300	10.29	55.98	4.983	171.8	298.1	38.44	10.78	12.97	0.248	0.015	435.2	197.5
243	8/31/2010 14:00	1400	11.24	47.52	5.278	176.4	424.3	67.7	11.25	15.39	0.249	0.015	435.6	197.9
243	8/31/2010 15:00	1500	11.99	43.25	4.537	177.6	381.9	74	12.05	17.36	0.252	0.017	435.5	197.8
243	8/31/2010 16:00	1600	12.26	38.37	3.222	149.7	252.7	61.54	13.05	18.27	0.256	0.014	435.4	197.7
243	8/31/2010 17:00	1700	11.86	46.72	3.556	288.2	259.2	65.93	13.92	18.99	0.259	0.017	435.2	197.5
243	8/31/2010 18:00	1800	9.9	55.35	2.994	294.8	15.92	15.42	14.67	17.61	0.262	0.015	435.2	197.5
243	8/31/2010 19:00	1900	11.2	51.63	1.614	254.9	107.9	8.06	14.88	16.07	0.263	0.014	435.4	197.7
243	8/31/2010 20:00	2000	9.28	58.38	5.373	58.99	-19.87	-5.637	14.81	15.17	0.262	0.016	436.3	198.6
243	8/31/2010 21:00	2100	7.94	64.16	2.736	22.42	-64.48	-26.7	14.59	13.3	0.261	0.015	435.5	197.8
243	8/31/2010 22:00	2200	6.994	64.41	2.309	13.94	-70.3	-36.05	14.08	11.73	0.258	0.014	435.3	197.6
243	8/31/2010 23:00	2300	6.365	66.73	1.429	355.1	-75	-38.58	13.45	10.55	0.255	0.015	435.6	197.9
243	9/1/2010 0:00	2400	5.816	69.91	1.848	0.602	-71.9	-39.61	12.83	9.59	0.252	0.015	435.5	197.8
244	9/1/2010 1:00	100	5.056	74.1	1.223	358.4	-70.7	-39.79	12.24	8.79	0.25	0.015	435.5	197.8
244	9/1/2010 2:00	200	4.68	75.5	1.245	349.3	-58.08	-38.46	11.7	8.15	0.247	0.015	435.4	197.7
244	9/1/2010 3:00	300	4.429	76.1	1.379	15.13	-66.26	-36.97	11.21	7.69	0.245	0.015	435.5	197.8
244	9/1/2010 4:00	400	3.968	77.8	1.317	16.78	-67.02	-38.69	10.77	7.1	0.243	0.015	435.4	197.7
244	9/1/2010 5:00	500	3.792	78.7	1.432	21.76	-64.89	-38.76	10.35	6.584	0.242	0.015	435.5	197.8
244	9/1/2010 6:00	600	3.56	79.2	1.425	13.92	-63.87	-38.3	9.95	6.143	0.24	0.014	435.3	197.6
244	9/1/2010 7:00	700	3.47	78.4	1.54	23.33	-59.27	-37.34	9.57	5.768	0.239	0.015	435.3	197.6
244	9/1/2010 8:00	800	3.82	77.9	0.965	21.52	-29.21	-33.36	9.23	5.564	0.237	0.012	435.6	197.9
244	9/1/2010 9:00	900	6.162	69.75	0.713	26.88	43.58	-14.66	8.96	6.198	0.236	0.01	435.5	197.8
244	9/1/2010 10:00	1000	8.55	61.21	0.749	143.2	115.6	12.04	8.93	7.85	0.236	0.013	435.2	197.5
244	9/1/2010 11:00	1100	8.93	59.88	3.675	166.3	180.3	32.86	9.22	9.91	0.237	0.016	435.1	197.4
244	9/1/2010 12:00	1200	8.89	60.05	5.329	167.2	141.9	30.93	9.69	11.17	0.239	0.015	435.9	198.2
244	9/1/2010 13:00	1300	8.36	65.47	4.847	163	57.7	16.37	10.17	11.26	0.241	0.016	435.7	198
244	9/1/2010 14:00	1400	6.355	82.2	2.666	156.9	-3.325	-8.11	10.48	10.17	0.242	0.015	437.7	200
244	9/1/2010 15:00	1500	7.41	78.9	1.922	111.5	101	11.5	10.52	10.44	0.242	0.016	438.3	200.6
244	9/1/2010 16:00	1600	8.28	73	4.746	169.8	191.5	19.86	10.7	11.44	0.243	0.015	436.7	199
244	9/1/2010 17:00	1700	8.86	68.77	3.864	175.4	173.6	24.5	11.05	12.28	0.245	0.016	437.1	199.4
244	9/1/2010 18:00	1800	9.21	67.54	2.883	178.6	116.9	13.3	11.45	12.17	0.247	0.015	437.4	199.7
244	9/1/2010 19:00	1900	9.2	66.47	2.721	173.8	40.04	-0.619	11.67	11.55	0.249	0.015	437.4	199.7
244	9/1/2010 20:00	2000	8.51	70.5	2.822	240.7	-11.83	-9.16	11.69	10.85	0.249	0.015	436.9	199.2
244	9/1/2010 21:00	2100	6.286	81.8	2.601	326.5	-53.66	-23.7	11.54	9.75	0.249	0.016	438.8	201.1
244	9/1/2010 22:00	2200	5.739	83.4	2.033	65.36	-82.2	-30.4	11.23	8.74	0.248	0.015	438.6	200.9
244	9/1/2010 23:00	2300	4.753	83.1	1.567	15.42	-74.3	-36.07	10.83	7.76	0.246	0.015	438.9	201.2
244	9/2/2010 0:00	2400	4.101	86.9	1.129	31	-64.36	-36.67	10.38	7.03	0.246	0.015	438.9	201.2
245	9/2/2010 1:00	100	4.102	86.2	1.153	18.91	-51.32	-34.35	9.95	6.537	0.245	0.015	438.8	201.1
245	9/2/2010 2:00	200	4.054	87	1.342	23.99	-41.7	-29.68	9.57	6.331	0.244	0.015	438.8	201.1
245	9/2/2010 3:00	300	4.308	85.5	1.401	12.86	-31.62	-24.95	9.28	6.276	0.244	0.015	438.8	201.1
245	9/2/2010 4:00	400	4.384	86.7	0.795	14.98	-33.2	-21.79	9.07	6.314	0.244	0.015	438.8	201.1
245	9/2/2010 5:00	500	4.052	86.8	0.982	351.2	-51.67	-24.82	8.91	6.115	0.244	0.015	438.8	201.1
245	9/2/2010 6:00	600	3.302	88.1	1.033	22.99	-55.76	-29.6	8.74	5.649	0.244	0.015	438.8	201.1
245	9/2/2010 7:00	700	3.273	86.1	1.192	359.3	-57.63	-31.4	8.5	5.219	0.244	0.014	438.9	201.2
245	9/2/2010 8:00	800	2.689	88.3	1.028	62.6	-40.56	-30.43	8.25	4.91	0.243	0.016	439	201.3
245	9/2/2010 9:00	900	3.423	85.1	0.807	314.3	1.794	-21.74	8.01	5.012	0.242	0.014	438.7	201
245	9/2/2010 10:00	1000	3.372	86.2	0.856	258.7	32.1	-9.33	7.88	5.647	0.242	0.015	438.8	201.1
245	9/2/2010 11:00	1100	4.471	82.9	0.663	124.8	30.1	-0.942	7.93	6.373	0.242	0.014	439.1	201.4
245	9/2/2010 12:00	1200	4.801	86.7	0.456	30.87	31.3	2.431	8.09	6.979	0.243	0.015	439.9	202.2
245	9/2/2010 13:00	1300	5.102	88.2	1.477	355.7	50.63	4.634	8.29	7.42	0.245	0.017	440.2	202.5
245	9/2/2010 14:00	1400	4.989	92	1.549	295.3	40.16	6.529	8.51	7.9	0.246	0.015	441.4	203.7
245	9/2/2010 15:00	1500	5.479	89.5	1.968	85.3	56.94	6.406	8.74	8.16	0.251	0.014	442.1	204.4
245	9/2/2010 16:00	1600	5.868	84.5	1.966	105.3	66.78	10.63	8.96	8.58	0.26	0.015	442.9	205.2
245	9/2/2010 17:00	1700	5.814	87	0.984	176.8	83.9	16.28	9.2	9.17	0.276	0.017	442.9	205.2
245	9/2/2010 18:00	1800	5.895	86.2	1.075	183	68.27	17.9	9.48	9.72	0.288	0.015	443.2	205.5

Faro Meteorological Data
January 01 - December 31, 2010

Faro Climate Station - 2010 data

Note: Cumulative precipitation is calculated in column 'V', while raw instrument numbers are seen in column 'U'. -0.1

Julian Day	Date	Hr	Tair	RH %	WindV	WindD	NetRad	SoilHF	SoilT2	SoilT3	Soil W	SnoD	Precip	Precip (rev)
245	9/2/2010 19:00	1900	5.77	86.6	0.977	247.8	13.87	11.03	9.76	9.87	0.294	0.015	443	205.3
245	9/2/2010 20:00	2000	5.169	93	1.242	293	-5.963	-5.177	9.94	9.23	0.298	0.015	443.3	205.6
245	9/2/2010 21:00	2100	5.267	89.7	0.777	276.7	-26.59	-10.11	9.93	8.7	0.298	0.015	443.3	205.6
245	9/2/2010 22:00	2200	5.102	91.2	0.723	263.7	-27.59	-14.77	9.81	8.19	0.297	0.015	443.3	205.6
245	9/2/2010 23:00	2300	4.811	94	0.903	176.9	-18.95	-15.29	9.64	7.83	0.295	0.015	444	206.3
245	9/3/2010 0:00	2400	4.626	94.6	0.772	201.3	-19.47	-16.15	9.46	7.53	0.297	0.015	444.2	206.5
246	9/3/2010 1:00	100	4.502	94.4	0.807	216.7	-16.58	-15.67	9.29	7.32	0.301	0.014	444.4	206.7
246	9/3/2010 2:00	200	4.398	95.3	0.751	248.7	-16.45	-15.46	9.13	7.16	0.303	0.014	444.7	207
246	9/3/2010 3:00	300	4.316	94.7	1.031	285.6	-18.4	-16.21	8.99	6.978	0.305	0.014	445.2	207.5
246	9/3/2010 4:00	400	4.2	95.5	0.608	193.3	-16.29	-15.67	8.86	6.827	0.309	0.014	445.4	207.7
246	9/3/2010 5:00	500	4.114	95.4	0.778	170.5	-15.26	-14.9	8.74	6.729	0.312	0.014	445.4	207.7
246	9/3/2010 6:00	600	4.108	93.7	0.4	206.5	-19.79	-14.95	8.63	6.627	0.311	0.014	445.5	207.8
246	9/3/2010 7:00	700	3.941	95.1	0.707	201.3	-15.82	-15.45	8.53	6.5	0.31	0.014	445.5	207.8
246	9/3/2010 8:00	800	3.857	95.2	0.878	274.1	-2.428	-13.43	8.43	6.463	0.309	0.014	445.6	207.9
246	9/3/2010 9:00	900	4.023	96	0.506	209.9	22.19	-7.37	8.36	6.662	0.307	0.014	445.5	207.8
246	9/3/2010 10:00	1000	4.536	93.5	1.036	264.6	53.93	4.821	8.37	7.32	0.306	0.015	445.5	207.8
246	9/3/2010 11:00	1100	4.791	92.8	1.962	283.3	22.75	3.767	8.52	7.77	0.305	0.014	445.3	207.6
246	9/3/2010 12:00	1200	5.204	88.9	2.199	296.5	20.47	1.321	8.69	7.85	0.306	0.015	445.5	207.8
246	9/3/2010 13:00	1300	5.56	87.8	1.425	270.9	37.13	2.8	8.83	8.01	0.305	0.014	445.5	207.8
246	9/3/2010 14:00	1400	5.624	89.9	1.345	256.7	26.29	4.475	8.96	8.3	0.305	0.012	446.7	209
246	9/3/2010 15:00	1500	6.083	87.1	2.07	279.7	61.66	8.03	9.09	8.49	0.306	0.013	447.2	209.5
246	9/3/2010 16:00	1600	5.845	87.4	1.743	69.74	15.38	5.597	9.25	8.82	0.317	0.015	448.7	211
246	9/3/2010 17:00	1700	5.534	87.9	1.404	153.5	17.7	-1.823	9.39	8.53	0.366	0.012	452.5	214.8
246	9/3/2010 18:00	1800	5.689	88.2	1.244	325.3	19.78	0.67	9.42	8.52	0.429	0.015	452.6	214.9
246	9/3/2010 19:00	1900	6.42	87.6	1.438	287.8	42.49	1.265	9.44	8.56	0.432	0.013	452.5	214.8
246	9/3/2010 20:00	2000	6.427	81.6	1.253	334.6	-35.47	-1.573	9.48	8.59	0.391	0.014	452.6	214.9
246	9/3/2010 21:00	2100	5.448	84.5	1.856	305.1	-53.3	-13.59	9.49	8	0.371	0.015	452.6	214.9
246	9/3/2010 22:00	2200	5.44	85.3	1.313	310.2	-46.34	-19.91	9.37	7.34	0.357	0.015	452.7	215
246	9/3/2010 23:00	2300	5.119	89.2	0.823	340	-33.62	-19.2	9.17	6.98	0.348	0.015	452.6	214.9
246	9/4/2010 0:00	2400	4.898	89.3	0.509	291.5	-31.3	-16.89	8.96	6.799	0.34	0.014	452.6	214.9
247	9/4/2010 1:00	100	4.595	90.8	1.149	297.7	-40.94	-20.28	8.79	6.492	0.335	0.014	452.6	214.9
247	9/4/2010 2:00	200	4.537	91.5	1.389	292.7	-27.91	-19.3	8.6	6.245	0.33	0.014	452.6	214.9
247	9/4/2010 3:00	300	4.664	91	0.909	307.6	-34.12	-17.43	8.43	6.153	0.326	0.014	452.6	214.9
247	9/4/2010 4:00	400	4.478	90.7	1.078	307.8	-39.06	-21.42	8.28	5.856	0.323	0.014	452.6	214.9
247	9/4/2010 5:00	500	4.332	90.9	0.592	232	-27.4	-18.11	8.12	5.742	0.32	0.014	452.7	215
247	9/4/2010 6:00	600	4.305	90.1	0.677	306.2	-49.34	-20.08	7.98	5.588	0.317	0.013	452.6	214.9
247	9/4/2010 7:00	700	3.804	90.3	1.27	32.53	-58.99	-25.58	7.83	5.146	0.315	0.015	452.7	215
247	9/4/2010 8:00	800	3.291	92.1	1.08	333	-40.61	-28.38	7.62	4.678	0.312	0.013	452.8	215.1
247	9/4/2010 9:00	900	4.661	83.7	0.839	333.7	35.78	-14.8	7.39	4.897	0.31	0.012	452.9	215.2
247	9/4/2010 10:00	1000	5.656	80.1	0.872	320.8	91.1	11.18	7.34	6.23	0.308	0.012	452.9	215.2
247	9/4/2010 11:00	1100	7.29	72.7	0.775	287.6	198.1	39.6	7.59	8.34	0.308	0.014	452.8	215.1
247	9/4/2010 12:00	1200	8.62	64.63	1.312	274.3	294.8	60.49	8.07	10.64	0.309	0.013	452.8	215.1
247	9/4/2010 13:00	1300	9.3	60.71	1.968	270.3	276.1	66.15	8.78	12.56	0.311	0.014	452.7	215
247	9/4/2010 14:00	1400	10.23	56.67	3.458	269.3	378.2	57.21	9.57	13.26	0.313	0.013	451.8	214.1
247	9/4/2010 15:00	1500	10.97	52	4.113	265.2	414.5	61.55	10.31	14.36	0.314	0.013	453.3	215.6
247	9/4/2010 16:00	1600	11.09	52.59	3.78	273.3	360.6	61.22	11.13	15.22	0.315	0.015	452.4	214.7
247	9/4/2010 17:00	1700	10.62	53.51	2.802	283.1	158.8	32.72	11.88	14.79	0.315	0.013	452.1	214.4
247	9/4/2010 18:00	1800	11.41	49.63	2.692	268.9	173.1	24.52	12.29	14.08	0.315	0.013	452.4	214.7
247	9/4/2010 19:00	1900	11.78	47.26	2.917	244.6	94.4	15.92	12.49	13.74	0.313	0.014	452.8	215.1
247	9/4/2010 20:00	2000	10.73	53.63	1.777	253.6	-21.28	-13.5	12.51	12.05	0.311	0.015	452.5	214.8
247	9/4/2010 21:00	2100	9.76	58.28	0.854	221.6	-61.81	-20.1	12.26	10.86	0.309	0.014	452.6	214.9
247	9/4/2010 22:00	2200	6.736	72.9	1.33	37.17	-72.5	-31.38	11.85	9.58	0.306	0.015	452.6	214.9
247	9/4/2010 23:00	2300	5.812	75.9	1.414	34.49	-69.9	-35.9	11.33	8.45	0.303	0.015	452.6	214.9
247	9/5/2010 0:00	2400	5.17	77.8	1.478	28.97	-67.84	-37.12	10.78	7.58	0.3	0.015	452.5	214.8
248	9/5/2010 1:00	100	4.788	77.7	1.773	28.75	-66.08	-37.4	10.26	6.87	0.297	0.015	452.8	215.1
248	9/5/2010 2:00	200	4.583	76.7	1.991	30.67	-65.29	-37.41	9.77	6.258	0.294	0.015	452.3	214.6
248	9/5/2010 3:00	300	4.262	76.6	2.043	13.82	-66.07	-37.09	9.32	5.731	0.292	0.015	452.6	214.9
248	9/5/2010 4:00	400	3.53	79.7	1.577	17.45	-64.79	-36.89	8.9	5.265	0.29	0.015	452.7	215
248	9/5/2010 5:00	500	3.18	81.6	1.527	19.14	-63.14	-36.35	8.52	4.854	0.289	0.015	452.6	214.9
248	9/5/2010 6:00	600	2.82	83	1.436	4.48	-63.41	-35.91	8.16	4.489	0.287	0.015	452.6	214.9
248	9/5/2010 7:00	700	2.695	83.7	1.201	15.09	-59.9	-35.33	7.83	4.156	0.286	0.014	452.6	214.9
248	9/5/2010 8:00	800	2.993	81.3	0.691	346.7	-29.9	-31.7	7.52	3.983	0.284	0.013	452.7	215
248	9/5/2010 9:00	900	4.726	75.6	0.641	44.6	34.1	-16.35	7.27	4.466	0.283	0.013	452.7	215
248	9/5/2010 10:00	1000	6.282	68.56	0.61	101	73.5	4.225	7.22	5.699	0.283	0.013	452.6	214.9
248	9/5/2010 11:00	1100	7.58	63.66	1.199	140.7	125.3	18.81	7.4	7.03	0.284	0.015	452.8	215.1
248	9/5/2010 12:00	1200	8.11	59.5	4.347	166.7	257.2	32.18	7.74	8.54	0.285	0.014	453.3	215.6
248	9/5/2010 13:00	1300	8.57	56.04	3.691	165.8	239.8	43.46	8.22	10.14	0.287	0.014	452.5	214.8
248	9/5/2010 14:00	1400	8.24	58.68	3.285	184	139.6	23.32	8.76	10.31	0.288	0.015	452.8	215.1
248	9/5/2010 15:00	1500	8.2	59.44	3.192	167.4	133.7	16.68	9.14	10.17	0.289	0.015	452.8	215.1
248	9/5/2010 16:00	1600	8.46	57.57	2.278	170.2	98.2	14.9	9.43	10.21	0.29	0.015	452.7	215
248	9/5/2010 17:00	1700	8.3	58.5	2.588	173.5	57.38	7.88	9.65	10.02	0.29	0.015	452.6	214.9
248	9/5/2010 18:00	1800	8.12	59.61	2.995	168.8	49.39	-0.876	9.77	9.5	0.289	0.015	453.1	215.4
248	9/5/2010 19:00	1900	7.87	61.26	2.645	175.6	26.81	-3.916	9.77	9.12	0.288	0.015	452.4	214.7
248	9/5/2010 20:00	2000	6.994	69.66	1.607	214.6	-14.36	-8.9	9.71	8.67	0.287	0.015	452.6	214.9
248	9/5/2010 21:00	2100	6.181	76.3	0.8	198.5	-22.31	-13.09	9.59	8.19	0.286	0.015	452.7	215
248	9/5/2010 22:00	2200	5.661	81	1.178	125.4	-40.88	-15.36	9.43	7.78	0.285	0.016	452.7	215
248	9/5/2010 23:00	2300	5.463	80.3	1.218	93.6	-47.55	-16.59	9.24	7.42	0.284	0.015	452.6	214.9
248	9/6/2010 0:00	2400	4.934	86.1	1.14	138	-34.86	-17.22	9.05	7.11	0.284	0.015	452.8	215.1
249	9/6/2010 1:00	100	4.539	90.1	0.936	179.3	-27.17	-17.5	8.86	6.844	0.283	0.015	452.8	215.1
249	9/6/2010 2:00	200	4.195	94.3	0.767	264.4	-20.09	-16.63	8.69	6.672	0.283	0.014	452.9	215.2
249	9/6/2010 3:00	300	3.988	95.7	0.577	214.8	-14.38	-15.43	8.53	6.551	0.284	0.014	453.1	215.4
249	9/6/2010 4:00	400	3.759	96.3	1.338	275.8	-14.46	-15.58	8.4	6.435	0.284	0.014	453.2	215.5
249	9/6/2010 5:00	500	3.831	96.5	0.477	322.8	-16.3	-15.15	8.29	6.314	0.286	0.014	453.3	215.6
249	9/6/2010 6:00	600	3.818	96.5	0.598	264.1	-20.25	-14.64	8.18	6.233	0.287	0.014	453.5	215.8
249	9/6/2010 7:00	700	3.416	96.7	0.958	285.2	-20.77	-17.12	8.08	6.023	0.287	0.015	453.5	215.8
249	9/6/2010 8:00	800	3.514	96.8	0.674	281.7	-4.9	-14.9	7.96	5.932	0.287	0.014	453.3	215.6
249	9/6/2010 9:00	900	3.579	96.8	1.333	290.3	21.43	-9.61	7.87	6.095	0.287	0.013	453.4	215.7
249	9/6/2010 10:00	1000	4.114	96.7	0.681	267.4	51.17	-0.07	7.85	6.562	0.287	0.014	453.5	215.8
249	9/6/2010 11:00	1100	4.815	95.5	0.928	286.5	76.5	15.37	7.96	7.59	0.288	0.016	453.5	215.8
249	9/6/2010 12:00	1200	5.695	90.2	1.241	288	57.56	18.49	8.22	8.46	0.289	0.014	453.5	215.8
249	9/6/2010 13:00	1300	6.683	86.4	0.937	259.4	123.2	26.6	8.56	9.27	0.29	0.015	453.5	215.8
249	9/6/2010 14:00	1400	8.27	77.9	1.133	280.2	140.6	44.96	9	10.84	0.291	0.014	453.4	215.7
249	9/6/2010 15:00	1500	10.19	68.18	1.161	273	261.9	58.6	9.61	12.41	0.293	0.014	453.5	215.8
249	9/6/2010 16:00	1600	10.34	64.07	1.83	303.7	70.2	42.37	10.37	13.36	0.295	0.015	453.4	215.7
249	9/6/2010 17:00	1700	9.74	67.7	2.557	251.3	45.24	18.22	10.96	12.4	0.297	0.015	453.4	215.7
249	9/6/2010 18:00	1800	8.33	74.6	2.529	315.7	-70.3	-4.354	11.16	11.12	0.298	0.015	453.8	216.1
249	9/6/2010 19:00	1900	8.37	76.2	1.554	140.5	-28.25	-2.452	11.06	10.48	0.299	0.014	454	216.3
249	9/6/2010 20:00	2000	8.7	72.1	1.624	311.1	-47.78	-6.631	10.9	9.99	0.298	0.014	454	216.3
249	9/6/2010 21:00	2100	8.13	79.2	1.847	29.09	-53.09	-10.38	10.71	9.51	0.3	0.014	454.2	216.5
249	9/6/2010 22:00	2200	7.18	80.1	1.861	16.25	-65.34	-19.48	10.5	8.73	0.302	0.014	454.3	216.6
249	9/6/2010 23:00	2300	6.176	80.3	1.906	18.17	-71	-27.65	10.2	7.82	0.301	0.014	454.5	216.8
249	9/7/2010 0:00	2400	5.82	81.2	1.386	3.209	-67.68	-30.21	9.82	7.04	0.298	0.014	454.3	216.6
250	9/7/2010 1:00	100	5.087	82.3	1.535	6.836	-65.57	-31.05	9.42	6.446	0.296	0.014	454.3	216.6
250	9/7/2010 2:00	200	5.025	82.1	1.338	18.18	-63.65	-31.27	9.04	5.935	0.294	0.014	454.5	216.8
250	9/7/2010 3:00	300	4.593	83.4	1.341	6.358	-63	-31.16	8.68	5.504	0.292	0.013	454.3	216.6
250	9/7/2010 4:00	400	4.182	85.5	0.747	3.153	-62.35	-31.49	8.34	5.105	0.291	0.013	454.3	216.6
250	9/7/2010 5:00	500	4.045	84.6	0.779	350.3	-62.28	-31.64	8.02	4.739	0.289	0.014	454.3	216.6
250	9/7/2010 6:00	600	3.467	88.1	0.442	16.79	-62.44	-31.98	7.72	4.39	0.287	0.013	454.3	216.6
250	9/7/2010 7:00	700	3.594	86.1	1.018	13.51	-59.76	-31.37	7.42	4.092	0.286	0.013	454.3	216.6
250	9/7/2010 8:00	800	3.506	84.8	1.07	346.2	-33.2	-29.47	7.15	3.882	0.284	0.012	454.3	216.6
250	9/7/2010 9:00	900	5.766	75.9	0.711	16.89	26.5	-14.49	6.931	4.317	0.283	0.007	454.4	216.7
250	9/7/2010 10:00	1000	10.31	58.42	0.833	68.66	109.5	13.12	6.906	5.827	0.283	0.008	454.4	216.7
250	9/7/2010 11:00	1100	10.64	58.55	0.913	88.4	194.4	39.89	7.2	8.01	0.284	0.012	454.2	216.5
250	9/7/2010 12:00	1200	11.22	56.97	2.494	170.8	267.3	57.54	7.73	10.31	0.286	0.015	454.7	217
250	9/7/2010 13:00	1300	11.79	51.82	3.119	182.9	315	61.14	8.47	11.95	0.289	0.013	454.1	216.4
250	9/7/2010 14:00	1400	12.56	47.77	2.565	178.4	337.9	68.33	9.2	13.49	0.291	0.013	454	216.3
250	9/7/2010 15:00	1500	13.28	43.35	3.089	217.1	332.1	67.99	9.99	14.78	0.293	0.015	454.3	216.6
250	9/7/2010 16:00	1600	13.57	41.93	2.907	219.8	237.1	51.04	10.86	15.01	0.296	0.015	454.8	217.1
250	9/7/2010 17:00	1700	13.86	40.75	3.264	204.5	235.1	43.98	11.54	15	0.297	0.013	454.4	216.7
250	9/7/2010 18:00	1800	13.61	38.34	3.105	189.4	77.7	24.4	12.05	14.5	0.298	0.014	454	216.3
250	9/7/2010 19:00	1900	12.87	42.07	2.711	185.1	26.72	1.187	12.26	13.03	0.297	0.015	454.5	216.8
250	9/7/2010 20:00	2000	12.12	44.94	2.61	164.3	-12.41	-8.85	12.14	11.89	0.295	0.015	454.4	216.7
250	9/7/2010 21:00	2100	11.05	49.46	2.068	144.1	-32.54	-16.86	11.87	10.81	0.293	0.015	454.3	216.6
250	9/7/2010 22:00	2200	10.22	52.17	1.913	143.1	-31.39	-19.23	11.51	9.99	0.29	0.014	454.3	216.6
250	9/7/2010 23:00	2300	9.64	54.9	1.509	109.2	-41.03	-20.84	11.14	9.33	0.288	0.014	454.3	216.6

Faro Meteorological Data
January 01 - December 31, 2010

Faro Climate Station - 2010 data

Note: Cumulative precipitation is calculated in column 'V', while raw instrument numbers are seen in column 'U'. -0.1

Julian Day	Date	Hr	Tair	RH %	WindV	WindD	NetRad	SoilHF	SoilT2	SoilT3	Soil W	SnoD	Precip	Precip (rev)
250	9/8/2010 0:00	2400	8.6	60.01	0.854	54.47	-28.75	-21.47	10.78	8.76	0.285	0.016	454.3	216.6
251	9/8/2010 1:00	100	8.59	59.91	1.242	58.58	-19.36	-17.77	10.45	8.5	0.283	0.015	454.3	216.6
251	9/8/2010 2:00	200	8.77	58.14	0.869	85.8	-20.93	-15.92	10.19	8.31	0.282	0.017	454.2	216.5
251	9/8/2010 3:00	300	8.55	59.5	0.687	84.4	-21.32	-15.52	9.97	8.12	0.281	0.015	454.3	216.6
251	9/8/2010 4:00	400	8	63.66	0.841	65.69	-17.06	-14.64	9.79	7.96	0.28	0.015	454.2	216.5
251	9/8/2010 5:00	500	8.04	61.63	1.098	34.39	-17.72	-14.5	9.62	7.8	0.279	0.014	454.3	216.6
251	9/8/2010 6:00	600	7.68	64.21	0.739	68.58	-35.75	-15.87	9.48	7.6	0.278	0.014	454.3	216.6
251	9/8/2010 7:00	700	6.785	66.38	1.541	29.76	-26.72	-20.85	9.31	7.15	0.278	0.014	454.3	216.6
251	9/8/2010 8:00	800	6.777	66.85	1.223	45.5	-9.19	-17.69	9.11	6.962	0.277	0.015	454.3	216.6
251	9/8/2010 9:00	900	7.31	65.47	1.046	83.1	20.85	-10.11	8.95	7.13	0.276	0.014	454.3	216.6
251	9/8/2010 10:00	1000	7.81	62.85	1.12	98.6	55.3	-0.159	8.89	7.65	0.276	0.015	454.3	216.6
251	9/8/2010 11:00	1100	8.69	61.25	1.134	109.9	95.6	9.85	8.96	8.4	0.276	0.015	453.9	216.2
251	9/8/2010 12:00	1200	10.52	53.72	2.211	141.3	221.2	28.6	9.16	9.7	0.276	0.014	454.5	216.8
251	9/8/2010 13:00	1300	11.48	47.88	3.565	162.2	308	50.4	9.53	11.78	0.278	0.014	454.4	216.7
251	9/8/2010 14:00	1400	11.89	47.66	3.349	162.9	300	53.96	10.07	13.29	0.28	0.013	454.4	216.7
251	9/8/2010 15:00	1500	12.6	45.06	3.295	163.6	313.4	54.02	10.69	14.28	0.282	0.014	454.2	216.5
251	9/8/2010 16:00	1600	13.16	42.52	2.671	168.9	225.4	49.24	11.39	15.02	0.284	0.012	453.8	216.1
251	9/8/2010 17:00	1700	13.56	41.5	3.209	167.9	190.1	39.25	12.02	15.09	0.285	0.016	454.1	216.4
251	9/8/2010 18:00	1800	13.48	41.91	3.135	155.6	101	17.94	12.46	14.37	0.287	0.014	453.3	215.6
251	9/8/2010 19:00	1900	13.25	42.59	3.944	163.6	43.34	5.433	12.61	13.5	0.286	0.015	454.5	216.8
251	9/8/2010 20:00	2000	12.3	47.17	3.432	127.5	-7.26	-10.3	12.54	12.24	0.285	0.014	454.5	216.8
251	9/8/2010 21:00	2100	11.41	50.36	2.638	109.7	-35.23	-17.46	12.27	11.2	0.283	0.015	454.4	216.7
251	9/8/2010 22:00	2200	10.74	51.41	2.678	106.7	-34.87	-21.74	11.93	10.29	0.281	0.015	454	216.3
251	9/8/2010 23:00	2300	10.45	53.08	2.53	108.6	-26.52	-20.55	11.55	9.71	0.278	0.015	454.3	216.6
251	9/9/2010 0:00	2400	10.2	54.82	1.782	111.9	-20.67	-17.88	11.21	9.36	0.276	0.015	454.6	216.9
252	9/9/2010 1:00	100	9.85	57.55	1.862	133	-18.06	-16.08	10.93	9.12	0.274	0.015	454.4	216.7
252	9/9/2010 2:00	200	9.61	59.77	2.371	119.1	-17.33	-14.89	10.7	8.92	0.273	0.015	454	216.3
252	9/9/2010 3:00	300	8.91	65.7	3.091	125.2	-24.11	-15.56	10.51	8.68	0.272	0.015	454.6	216.9
252	9/9/2010 4:00	400	7.61	78.6	2.72	151	-46.76	-15.39	10.32	8.46	0.271	0.015	454	216.3
252	9/9/2010 5:00	500	6.845	83.8	1.696	131.4	-41.67	-16.15	10.15	8.22	0.27	0.015	454.3	216.6
252	9/9/2010 6:00	600	6.871	82.1	2.361	164.8	-65.46	-16.18	9.97	8.02	0.27	0.015	454.8	217.1
252	9/9/2010 7:00	700	6.266	86.2	2.566	155.8	-66.06	-20.47	9.8	7.65	0.269	0.014	454.5	216.8
252	9/9/2010 8:00	800	5.886	86.1	1.428	146.7	-45.47	-22.09	9.6	7.21	0.269	0.015	454.5	216.8
252	9/9/2010 9:00	900	6.177	82.8	0.582	119.9	-7.67	-15.9	9.37	7.17	0.268	0.015	454.5	216.8
252	9/9/2010 10:00	1000	6.815	78	0.901	156.5	13.62	-1.91	9.23	7.77	0.268	0.015	454.5	216.8
252	9/9/2010 11:00	1100	7.36	74.7	1.305	159	26.71	1.276	9.25	8.25	0.268	0.015	455.1	217.4
252	9/9/2010 12:00	1200	8.03	69.26	3.411	168.4	104.7	6.299	9.35	8.7	0.268	0.015	454.9	217.2
252	9/9/2010 13:00	1300	8.54	68	3.904	171.3	154.7	13.63	9.52	9.39	0.269	0.015	454.7	217
252	9/9/2010 14:00	1400	8.74	66.84	4.428	173.9	136.2	16.74	9.77	10.08	0.27	0.016	454.3	216.6
252	9/9/2010 15:00	1500	9.52	60.05	3.118	157.6	148.9	16.82	10.05	10.4	0.271	0.015	454.7	217
252	9/9/2010 16:00	1600	9.75	56.69	3.121	158.9	89.1	12.97	10.32	10.68	0.271	0.014	454.7	217
252	9/9/2010 17:00	1700	10.3	53.6	1.97	130.2	93.4	12.81	10.53	10.74	0.272	0.015	454.6	216.9
252	9/9/2010 18:00	1800	9.5	62.25	4.575	167.6	55.24	3.221	10.69	10.56	0.272	0.015	454.8	217.1
252	9/9/2010 19:00	1900	8.42	65.99	3.595	161.1	-0.03	-7.84	10.74	9.88	0.272	0.016	454.5	216.8
252	9/9/2010 20:00	2000	8.43	64.14	1.362	138.6	-11.77	-12.03	10.63	9.25	0.271	0.015	454.4	216.7
252	9/9/2010 21:00	2100	8.11	66.42	0.974	83	-25.78	-13.91	10.45	8.84	0.27	0.016	454.5	216.8
252	9/9/2010 22:00	2200	7.61	69.81	1.116	98.9	-26.38	-16.62	10.24	8.39	0.269	0.015	454.5	216.8
252	9/9/2010 23:00	2300	7.1	73	0.917	30.51	-34.87	-17.72	10.02	8.02	0.267	0.015	454.4	216.7
252	9/10/2010 0:00	2400	6.562	72.6	1.539	8.6	-41.56	-22.44	9.8	7.51	0.266	0.015	454.5	216.8
253	9/10/2010 1:00	100	6.344	74.6	1.301	2.795	-28.67	-20.86	9.55	7.16	0.265	0.015	454.4	216.7
253	9/10/2010 2:00	200	6.295	74.9	0.792	352.9	-35.54	-19.16	9.32	6.995	0.263	0.012	454.4	216.7
253	9/10/2010 3:00	300	5.513	79	0.961	48.95	-27.25	-20.21	9.11	6.73	0.263	0.015	454.5	216.8
253	9/10/2010 4:00	400	5.77	77.2	0.737	15.82	-47.03	-20.62	8.92	6.525	0.262	0.014	454.4	216.7
253	9/10/2010 5:00	500	5.148	78.3	1.109	344.6	-46.45	-25.67	8.73	6.04	0.261	0.015	454.4	216.7
253	9/10/2010 6:00	600	4.345	81.6	0.938	286.4	-28.09	-23.21	8.49	5.794	0.26	0.015	454.4	216.7
253	9/10/2010 7:00	700	4.654	80.7	0.583	335.1	-32.89	-19.32	8.29	5.782	0.259	0.014	454.4	216.7
253	9/10/2010 8:00	800	4.518	82.3	0.395	159	-44.98	-22.36	8.13	5.56	0.259	0.014	454.4	216.7
253	9/10/2010 9:00	900	4.713	82	0.381	221.2	0.172	-18.04	7.96	5.485	0.259	0.015	454.4	216.7
253	9/10/2010 10:00	1000	5.745	76.9	0.703	283.4	68.45	-1.254	7.85	6.203	0.258	0.014	454.4	216.7
253	9/10/2010 11:00	1100	6.833	74.8	0.568	267.3	100.2	13.71	7.94	7.39	0.258	0.015	454.4	216.7
253	9/10/2010 12:00	1200	8.73	69.37	0.49	55.54	171	28.88	8.23	8.82	0.259	0.013	454.4	216.7
253	9/10/2010 13:00	1300	9.74	65.29	1.512	201.3	194	48.47	8.72	10.92	0.261	0.014	454.4	216.7
253	9/10/2010 14:00	1400	10.03	62.59	1.055	234.5	99	29.1	9.36	11.21	0.264	0.012	454.3	216.6
253	9/10/2010 15:00	1500	9.63	68.31	2.224	180.6	11.4	20.2	9.85	11.2	0.266	0.014	454.4	216.7
253	9/10/2010 16:00	1600	7.2	84.4	1.905	227.5	-29.05	-3.354	10.13	10.16	0.267	0.016	456.6	218.9
253	9/10/2010 17:00	1700	6.72	87.5	1.408	339.5	7.65	-8.02	10.11	9.34	0.268	0.015	456.9	219.2
253	9/10/2010 18:00	1800	7.32	86.8	2.072	54.3	14.48	2.8	10	9.45	0.279	0.017	457.2	219.5
253	9/10/2010 19:00	1900	7.34	83.3	1.456	358.2	-15.37	-3.896	9.98	9.25	0.294	0.016	458.8	221.1
253	9/10/2010 20:00	2000	7.2	82.5	1.415	192.1	-39.69	-8.23	9.93	8.88	0.309	0.015	458.8	221.1
253	9/10/2010 21:00	2100	6.742	84.1	0.904	210.2	-44.32	-13.31	9.81	8.4	0.317	0.016	458.7	221
253	9/10/2010 22:00	2200	6.371	85.8	1.467	298.6	-36.92	-15.23	9.65	7.97	0.315	0.016	458.7	221
253	9/10/2010 23:00	2300	6.159	87.3	0.981	334.1	-36.57	-15.79	9.46	7.67	0.313	0.015	458.7	221
253	9/11/2010 0:00	2400	5.836	89.3	1.05	223.9	-30.72	-15.59	9.28	7.41	0.311	0.016	458.7	221
254	9/11/2010 1:00	100	5.645	90.4	0.686	296.3	-29.87	-15.5	9.11	7.21	0.309	0.015	458.7	221
254	9/11/2010 2:00	200	5.697	89.3	0.214	181.1	-28.07	-15.25	8.95	7.03	0.307	0.015	458.7	221
254	9/11/2010 3:00	300	5.883	85.6	0.732	218.8	-38.59	-15.22	8.81	6.875	0.305	0.014	458.7	221
254	9/11/2010 4:00	400	5.172	85.9	0.797	289.3	-63	-21.02	8.67	6.506	0.303	0.015	458.7	221
254	9/11/2010 5:00	500	4.845	84.8	0.423	199.3	-65.1	-28.28	8.47	5.822	0.302	0.014	458.7	221
254	9/11/2010 6:00	600	4.624	86.8	0.75	311	-63.57	-29.89	8.19	5.295	0.299	0.014	458.7	221
254	9/11/2010 7:00	700	4.312	83.5	0.632	346.9	-57.6	-29.98	7.9	4.88	0.298	0.015	458.7	221
254	9/11/2010 8:00	800	4.954	77.4	1.861	32.49	-69.67	-27.82	7.61	4.618	0.295	0.014	458.6	220.9
254	9/11/2010 9:00	900	4.083	83	0.861	313.7	-27.06	-22.35	7.37	4.607	0.294	0.015	458.7	221
254	9/11/2010 10:00	1000	4.75	82.2	0.685	350.7	25.37	-9.4	7.22	5.098	0.292	0.013	458.9	221.2
254	9/11/2010 11:00	1100	9.51	63.93	0.375	83.6	146.5	24.5	7.22	6.784	0.292	0.008	458.8	221.1
254	9/11/2010 12:00	1200	9.79	64.23	1.526	129.4	278.9	54.67	7.54	9.48	0.293	0.014	458.8	221.1
254	9/11/2010 13:00	1300	9.42	65.46	0.753	228	105.1	46.56	8.23	10.97	0.295	0.014	458.8	221.1
254	9/11/2010 14:00	1400	9.67	66.06	2.301	156.5	167	46.37	8.91	11.69	0.298	0.015	459.2	221.5
254	9/11/2010 15:00	1500	7.72	72.1	2.694	200.2	-11.72	11.18	9.49	10.89	0.299	0.016	459.3	221.6
254	9/11/2010 16:00	1600	6.591	78.3	2.674	143.4	28.62	0.804	9.72	9.97	0.303	0.015	459.2	221.5
254	9/11/2010 17:00	1700	7.61	72.8	1.213	229.3	92.1	10.81	9.75	9.93	0.304	0.013	459.1	221.4
254	9/11/2010 18:00	1800	9.29	59.76	1.038	158.5	85.7	30.75	9.87	11.17	0.304	0.015	459.1	221.4
254	9/11/2010 19:00	1900	8.89	60.11	0.693	260.5	-10.06	6.717	10.17	10.72	0.304	0.014	459.1	221.4
254	9/11/2010 20:00	2000	8.75	65.13	0.816	306.9	-26.3	-8.9	10.25	9.68	0.304	0.015	459.3	221.6
254	9/11/2010 21:00	2100	7.23	74.2	1.1	327.2	-58.15	-18.97	10.12	8.75	0.302	0.015	459	221.3
254	9/11/2010 22:00	2200	6.238	73.8	1.37	5.507	-43.49	-25.17	9.85	7.81	0.3	0.015	459.2	221.5
254	9/11/2010 23:00	2300	5.81	76.5	0.573	256.6	-54.34	-24.72	9.51	7.23	0.298	0.015	459.3	221.6
254	9/12/2010 0:00	2400	5.386	77.5	0.569	350.3	-45.1	-26.74	9.18	6.665	0.296	0.015	459.3	221.6
255	9/12/2010 1:00	100	5.512	77.2	0.678	328.4	-25.92	-21.61	8.86	6.444	0.293	0.015	459.2	221.5
255	9/12/2010 2:00	200	5.334	80.1	0.314	341.1	-24.91	-17.99	8.61	6.396	0.292	0.015	459.2	221.5
255	9/12/2010 3:00	300	5.152	80.4	0.264	134.1	-25.8	-16.97	8.43	6.315	0.291	0.015	459.2	221.5
255	9/12/2010 4:00	400	5.28	79.9	0.325	32.9	-25.88	-16.74	8.28	6.196	0.29	0.016	459.2	221.5
255	9/12/2010 5:00	500	5.286	78.1	0.243	0.754	-30.07	-16.78	8.14	6.067	0.289	0.015	459.2	221.5
255	9/12/2010 6:00	600	5.032	77.4	0.876	17.82	-32.44	-18.76	8.01	5.85	0.288	0.015	459.2	221.5
255	9/12/2010 7:00	700	4.787	77.2	1.025	3.695	-29.09	-19.41	7.87	5.619	0.288	0.015	459.3	221.6
255	9/12/2010 8:00	800	4.522	78.2	0.754	349	-21.11	-18.52	7.72	5.468	0.287	0.015	459.2	221.5
255	9/12/2010 9:00	900	4.688	78.6	0.401	52.55	-2.42	-14.31	7.59	5.506	0.286	0.014	459.2	221.5
255	9/12/2010 10:00	1000	5.584	75.1	0.118	328.6	37.25	-4.302	7.51	5.913	0.285	0.014	459.3	221.6
255	9/12/2010 11:00	1100	6.299	69.77	0.497	14.61	47.61	5.313	7.54	6.675	0.285	0.014	459.3	221.6
255	9/12/2010 12:00	1200	8.55	61.31	0.669	47.89	139.8	18.1	7.67	7.54	0.285	0.012	459.2	221.5
255	9/12/2010 13:00	1300	9.69	57.12	0.699	116.3	141.6	34.33	7.92	9.21	0.286	0.014	459.2	221.5
255	9/12/2010 14:00	1400	10.08	56.56	0.759	172.5	162.5	38.08	8.37	10.26	0.288	0.014	459.2	221.5
255	9/12/2010 15:00	1500	10.71	52.8	0.86	34.16	147.9	39.07	8.93	11.15	0.289	0.015	459.2	221.5
255	9/12/2010 16:00	1600	10.94	44.45	0.659	286.8	119.6	33.45	9.48	11.55	0.291	0.013	459.2	221.5
255	9/12/2010 17:00	1700	11.95	37.67	1.037	120.8	119.8	29.59	9.94	11.77	0.292	0.011	459.1	221.4
255	9/12/2010 18:00	1800	11.09	45.32	2.86	290.7	83	20.8	10.32	11.78	0.293	0.015	458.7	221
255	9/12/2010 19:00	1900	10.77	46.29	2.372	287.9	49.91	7.19	10.56	11.08	0.294	0.015	459.1	221.4
255	9/12/2010 20:00	2000	9.84	51.04	1.455	302	-43.51	-9.88	10.59	10.07	0.293	0.015	459.1	221.4
255	9/12/2010 21:00	2100	8.31	56.2	1.424	13.31	-58.47	-21.31	10.41	8.9	0.291	0.015	459	221.3
255	9/12/2010 22:00	2200	6.874	60.71	1.73	27.49	-60.71	-29.94	10.06	7.77	0.289	0.015	459.2	221.5
255	9/12/2010 23:00	2300	6.434	62.85	2.099	26.09	-56.55	-30.7	9.64	6.959	0.286	0.015	459.2	221.5
255	9/13/2010 0:00	2400	5.921	63.81	1.486	23.21	-45.18	-30.39	9.21	6.344	0.284	0.015	459.1	221.4
256	9/13/2010 1:00	100	5.614	68.1	0.983	14.98	-29.31	-24.52	8.83	6.115	0.282	0.015	459.2	221.5
256	9/13/2010 2:00	200	5.617	68.44	1.113	353.6	-24.51	-20.63	8.54	6.046	0.28	0.015	459.2	221.5
256	9/13/2010 3:00	300	5.27	67.43	1.042	346.4	-28.92	-20.26	8.32	5.915	0.279	0.014	459.2	221.5
256	9/13/2010 4:00	400	5.249	70.7	0.775	23.38	-26.31	-19.39	8.14	5.766	0.278	0.015	459.4	221.7

Faro Meteorological Data
January 01 - December 31, 2010

Faro Climate Station - 2010 data

Note: Cumulative precipitation is calculated in column 'V', while raw instrument numbers are seen in column 'U'. -0.1

Julian Day	Date	Hr	Tair	RH %	WindV	WindD	NetRad	SoilHF	SoilT2	SoilT3	Soil W	SnoD	Precip	Precip (rev)
256	9/13/2010 5:00	500	5.069	70.6	0.927	305.6	-28.27	-18.55	7.97	5.66	0.277	0.015	459.2	221.5
256	9/13/2010 6:00	600	5.1	72	0.71	47.98	-26.65	-18.49	7.82	5.518	0.276	0.015	459.2	221.5
256	9/13/2010 7:00	700	4.915	73.1	0.485	327.8	-40.58	-19.57	7.68	5.352	0.276	0.015	459.2	221.5
256	9/13/2010 8:00	800	4.243	74.9	1.068	9.51	-45.51	-24.37	7.53	4.959	0.275	0.015	459.2	221.5
256	9/13/2010 9:00	900	4.596	75.4	0.598	2.602	-7.19	-19.13	7.34	4.84	0.274	0.013	459.3	221.6
256	9/13/2010 10:00	1000	7.81	64.56	0.045	23.8	87.7	-1.501	7.2	5.514	0.274	0.007	459.4	221.7
256	9/13/2010 11:00	1100	8.45	57.84	0.467	305	112	26.89	7.28	7.5	0.274	0.013	459.3	221.6
256	9/13/2010 12:00	1200	10.18	52.74	0.695	235.3	248.9	45.9	7.64	9.3	0.275	0.011	459.3	221.6
256	9/13/2010 13:00	1300	10.5	46.15	2.116	281	261.3	65.92	8.25	11.82	0.277	0.015	458.9	221.2
256	9/13/2010 14:00	1400	10.37	47.12	2.794	281.1	182	38.29	9.01	11.92	0.28	0.015	458.9	221.2
256	9/13/2010 15:00	1500	10.18	48.99	2.77	276.3	150.2	19.23	9.6	11.46	0.283	0.013	458.8	221.1
256	9/13/2010 16:00	1600	11.6	44	3.327	284.6	376.9	53.79	9.99	12.79	0.284	0.014	458.1	220.4
256	9/13/2010 17:00	1700	11.62	45.58	4.679	255.9	319.3	50.37	10.65	13.99	0.285	0.015	459.6	221.9
256	9/13/2010 18:00	1800	11.16	46.59	4.198	286.8	146	28.28	11.34	13.66	0.287	0.015	458.5	220.8
256	9/13/2010 19:00	1900	10.64	47.08	4.095	290.4	26.59	-1.425	11.68	12.22	0.288	0.014	458.8	221.1
256	9/13/2010 20:00	2000	9.69	51.04	3.479	292.6	-33.85	-16.77	11.56	10.69	0.286	0.014	459.3	221.6
256	9/13/2010 21:00	2100	7.75	58.14	1.716	5.298	-67.91	-29.01	11.21	9.24	0.283	0.014	459.1	221.4
256	9/13/2010 22:00	2200	6.394	62.83	1.123	16.36	-70	-33.03	10.73	8.1	0.28	0.015	459.2	221.5
256	9/13/2010 23:00	2300	5.075	66.22	1.561	22.89	-62.76	-36.01	10.2	7.14	0.277	0.015	459.1	221.4
256	9/14/2010 0:00	2400	4.869	68.13	1.207	13.46	-54.47	-34.02	9.67	6.478	0.274	0.014	459.1	221.4
257	9/14/2010 1:00	100	4.449	71.7	0.806	328.2	-44.8	-30.41	9.2	6.081	0.272	0.015	459.1	221.4
257	9/14/2010 2:00	200	4.333	72.8	1.106	7.87	-44.28	-28.7	8.82	5.796	0.27	0.015	459.1	221.4
257	9/14/2010 3:00	300	4.266	75	0.511	23.12	-28.71	-24.63	8.49	5.619	0.269	0.013	459.1	221.4
257	9/14/2010 4:00	400	3.915	76.3	0.572	312.5	-53.88	-24.95	8.23	5.465	0.267	0.015	459.1	221.4
257	9/14/2010 5:00	500	3.54	77.2	0.513	21.73	-47.48	-29.09	7.99	4.989	0.266	0.015	459.1	221.4
257	9/14/2010 6:00	600	3.597	75.1	0.804	342.4	-56.71	-28.53	7.72	4.686	0.265	0.014	459	221.3
257	9/14/2010 7:00	700	3.176	76.9	0.877	45.38	-35.15	-28.2	7.46	4.371	0.264	0.014	459.1	221.4
257	9/14/2010 8:00	800	3.501	75.9	0.612	352	-22.78	-21.77	7.22	4.418	0.263	0.014	459.1	221.4
257	9/14/2010 9:00	900	4.068	75.9	0.465	326.9	-1.471	-18.36	7.06	4.525	0.263	0.013	459.3	221.6
257	9/14/2010 10:00	1000	6.19	65.77	0.494	347.4	84.1	3.442	6.98	5.497	0.262	0.01	459.2	221.5
257	9/14/2010 11:00	1100	7.94	57.42	1.173	302	158.3	26.97	7.13	7.29	0.263	0.014	459.1	221.4
257	9/14/2010 12:00	1200	9.52	49.84	2.036	357.7	252.2	43.26	7.52	9.26	0.265	0.012	459.1	221.4
257	9/14/2010 13:00	1300	10.1	47.19	1.982	318.3	161.9	46.63	8.17	10.85	0.267	0.015	459.1	221.4
257	9/14/2010 14:00	1400	10.17	47.21	3.061	327.5	165.1	28.36	8.78	10.86	0.27	0.015	459	221.3
257	9/14/2010 15:00	1500	10.31	47.56	3.149	345.3	132.2	25.13	9.25	11.01	0.271	0.015	459.1	221.4
257	9/14/2010 16:00	1600	10.51	41.79	4.53	325.1	234.7	20.69	9.63	10.96	0.273	0.015	458.3	220.6
257	9/14/2010 17:00	1700	10.62	40.77	5.214	333.3	177.2	26.5	9.99	11.63	0.273	0.014	458	220.3
257	9/14/2010 18:00	1800	10.26	40.85	5.602	319.9	62.97	3.823	10.36	10.86	0.274	0.014	459.3	221.6
257	9/14/2010 19:00	1900	10.03	43.59	4.72	318.8	41.07	-3.45	10.44	10.01	0.274	0.014	458.9	221.2
257	9/14/2010 20:00	2000	9.25	46.61	3.235	338.8	-40.42	-17.42	10.28	9.02	0.272	0.014	459.2	221.5
257	9/14/2010 21:00	2100	8.34	49.62	2.344	345	-67.88	-26.46	10	7.93	0.27	0.015	458.5	220.8
257	9/14/2010 22:00	2200	7.56	52.87	1.911	355.5	-67.05	-30.4	9.6	6.995	0.268	0.014	458.9	221.2
257	9/14/2010 23:00	2300	6.586	57.49	1.704	6.88	-66.58	-31.77	9.17	6.272	0.265	0.013	458.8	221.1
257	9/15/2010 0:00	2400	5.256	62.84	2.689	33.38	-62.88	-33.08	8.74	5.627	0.263	0.014	459.1	221.4
258	9/15/2010 1:00	100	5.702	59.57	3.474	22.03	-63.4	-32.57	8.34	5.102	0.261	0.014	458.8	221.1
258	9/15/2010 2:00	200	4.674	63.45	2.379	22.72	-64.93	-32.06	7.96	4.698	0.259	0.014	458.9	221.2
258	9/15/2010 3:00	300	3.644	66.84	1.223	3.612	-66.58	-34.22	7.61	4.193	0.258	0.015	458.9	221.2
258	9/15/2010 4:00	400	3.44	66.18	0.966	26.92	-65.16	-35.05	7.27	3.726	0.256	0.013	458.9	221.2
258	9/15/2010 5:00	500	2.632	71.2	1.446	24.49	-63.36	-35.23	6.932	3.314	0.254	0.014	458.9	221.2
258	9/15/2010 6:00	600	2.743	69.1	1.602	20.47	-63.3	-34.74	6.604	2.964	0.253	0.013	458.9	221.2
258	9/15/2010 7:00	700	1.885	74.3	1.165	28.72	-63.27	-35.19	6.297	2.615	0.252	0.013	458.9	221.2
258	9/15/2010 8:00	800	1.694	75.9	1.417	24.61	-51.9	-34.19	6.001	2.321	0.251	0.013	459.1	221.4
258	9/15/2010 9:00	900	3.677	70.2	0.657	35.45	4.393	-24.49	5.736	2.463	0.25	0.009	459.1	221.4
258	9/15/2010 10:00	1000	7.58	54.42	0.645	89.6	77.7	0.77	5.61	3.72	0.249	0.01	459.1	221.4
258	9/15/2010 11:00	1100	8.82	50.12	0.628	126.9	155.8	28.79	5.777	5.82	0.25	0.01	459	221.3
258	9/15/2010 12:00	1200	9.98	47.98	0.995	230.9	219.7	51.75	6.242	8.31	0.252	0.016	458.7	221
258	9/15/2010 13:00	1300	10.43	49.83	3.457	278.4	265	56.19	6.998	10.26	0.255	0.015	458.9	221.2
258	9/15/2010 14:00	1400	11.43	45.33	5.081	282.6	290	50.92	7.76	11.34	0.258	0.015	458.2	220.5
258	9/15/2010 15:00	1500	12.35	41.03	5.109	277.7	284.4	49.09	8.51	12.16	0.261	0.016	458	220.3
258	9/15/2010 16:00	1600	12.86	38.5	5.75	275.7	251.3	43.14	9.27	12.69	0.263	0.014	459.1	221.4
258	9/15/2010 17:00	1700	13.17	34.13	5.887	278.8	204	35.19	9.92	12.83	0.265	0.014	458.6	220.9
258	9/15/2010 18:00	1800	12.79	35.54	5.593	280.6	109	21.45	10.39	12.46	0.267	0.014	459	221.3
258	9/15/2010 19:00	1900	12.39	36.49	4.546	341.7	28.81	5.519	10.61	11.59	0.267	0.014	458.6	220.9
258	9/15/2010 20:00	2000	11.43	43.91	4.24	342.3	-13.99	-7.72	10.52	10.45	0.266	0.015	458.4	220.7
258	9/15/2010 21:00	2100	10.26	47.4	4.505	2.585	-56.91	-17.81	10.31	9.37	0.264	0.014	458.9	221.2
258	9/15/2010 22:00	2200	9.3	49.36	3.93	8.77	-65.95	-23.92	9.99	8.33	0.262	0.013	458.6	220.9
258	9/15/2010 23:00	2300	7.83	55.2	3.579	11.5	-58.1	-26.53	9.6	7.49	0.26	0.015	458.4	220.7
258	9/16/2010 0:00	2400	8.66	47.94	3.793	356	-63.61	-25.63	9.21	6.914	0.258	0.014	458.8	221.1
259	9/16/2010 1:00	100	6.905	55.85	2.869	20.05	-64.42	-27.63	8.84	6.348	0.256	0.015	458.7	221
259	9/16/2010 2:00	200	5.471	60.87	2.303	29.66	-64.48	-30.75	8.49	5.702	0.255	0.015	459	221.3
259	9/16/2010 3:00	300	4.619	63.68	2.242	16.66	-63.83	-32.24	8.12	5.108	0.253	0.016	458.9	221.2
259	9/16/2010 4:00	400	4.022	65.87	1.499	42.84	-63.52	-33.23	7.75	4.576	0.251	0.014	458.9	221.2
259	9/16/2010 5:00	500	3.552	67.1	1.477	27.01	-62.85	-33.94	7.39	4.089	0.249	0.015	458.6	220.9
259	9/16/2010 6:00	600	3.033	69.65	2.035	19.42	-62.69	-33.69	7.05	3.676	0.248	0.015	458.6	220.9
259	9/16/2010 7:00	700	2.72	70	2.298	10.2	-62.69	-33.56	6.721	3.304	0.246	0.013	458.8	221.1
259	9/16/2010 8:00	800	2.102	72.9	0.789	337.1	-57.8	-33.54	6.414	2.956	0.245	0.014	458.8	221.1
259	9/16/2010 9:00	900	3.026	68.55	0.829	351.3	-12.43	-28.01	6.124	2.851	0.244	0.012	459	221.3
259	9/16/2010 10:00	1000	4.994	61.35	0.661	6.462	67.68	-3.929	5.929	3.881	0.243	0.012	459	221.3
259	9/16/2010 11:00	1100	8.47	47.32	0.514	77.6	143.2	24.84	6.01	5.903	0.243	0.01	458.9	221.2
259	9/16/2010 12:00	1200	8.4	43.48	0.658	292.9	210.2	46.12	6.402	8.26	0.245	0.01	458.8	221.1
259	9/16/2010 13:00	1300	9.99	36.79	0.726	325	252.7	61.23	7.1	10.59	0.248	0.014	458.8	221.1
259	9/16/2010 14:00	1400	10.38	33.32	1.469	277.5	268.5	65.46	7.86	12.42	0.25	0.014	459	221.3
259	9/16/2010 15:00	1500	10.92	34.05	2.493	249.2	260.1	60.07	8.7	13.5	0.253	0.015	458.8	221.1
259	9/16/2010 16:00	1600	11.35	34.54	3.354	276.6	210.9	48.78	9.55	13.9	0.257	0.015	458.8	221.1
259	9/16/2010 17:00	1700	11.75	33.99	3.882	270.6	165.3	36.39	10.24	13.75	0.259	0.015	458.1	220.4
259	9/16/2010 18:00	1800	12.03	34.45	3.531	267.6	101.3	27.38	10.7	13.46	0.261	0.014	458.3	220.6
259	9/16/2010 19:00	1900	11.7	36.04	3.203	288.2	18.01	8.62	10.93	12.52	0.261	0.014	458.7	221
259	9/16/2010 20:00	2000	10.8	40.76	1.688	280.1	-48.1	-9.36	10.83	11.12	0.26	0.014	458.6	220.9
259	9/16/2010 21:00	2100	8.72	48.54	1.448	4.505	-59.27	-22.46	10.56	9.67	0.259	0.014	458.7	221
259	9/16/2010 22:00	2200	6.908	52.69	2.14	30.87	-64.93	-30.07	10.15	8.41	0.256	0.014	458	220.3
259	9/16/2010 23:00	2300	5.775	54.74	2.18	21.67	-66.95	-34.19	9.67	7.31	0.254	0.016	458.8	221.1
259	9/17/2010 0:00	2400	5.048	57.17	2.131	20.02	-66.05	-35.43	9.16	6.437	0.252	0.014	458.8	221.1
260	9/17/2010 1:00	100	4.242	61.28	1.935	7.7	-66.1	-35.98	8.68	5.708	0.249	0.015	458.8	221.1
260	9/17/2010 2:00	200	3.53	65.26	1.824	19.69	-64.23	-36.09	8.22	5.087	0.248	0.014	458.8	221.1
260	9/17/2010 3:00	300	3.102	66.82	1.858	11.17	-64.19	-36.02	7.79	4.542	0.246	0.014	458.8	221.1
260	9/17/2010 4:00	400	2.858	67.78	1.793	7.53	-63.55	-35.61	7.4	4.073	0.244	0.014	458.6	220.9
260	9/17/2010 5:00	500	2.42	69.73	1.608	14.24	-62.94	-35.37	7.03	3.657	0.242	0.014	458.7	221
260	9/17/2010 6:00	600	2.352	70.2	1.483	10.72	-61.9	-34.92	6.691	3.275	0.241	0.014	458.7	221
260	9/17/2010 7:00	700	2.129	70.9	1.246	2.382	-61.22	-34.33	6.373	2.948	0.24	0.014	458.7	221
260	9/17/2010 8:00	800	1.943	72.2	1.479	20.92	-54.54	-33.54	6.073	2.654	0.238	0.014	458.7	221
260	9/17/2010 9:00	900	3.059	68.42	0.585	3.219	-4.289	-26.28	5.805	2.673	0.238	0.012	458.9	221.2
260	9/17/2010 10:00	1000	6.699	55.17	0.498	48.49	67.35	-2.008	5.651	3.815	0.237	0.006	458.9	221.2
260	9/17/2010 11:00	1100	9.73	46.35	0.203	151.8	145.1	27.85	5.78	5.943	0.237	0.009	458.8	221.1
260	9/17/2010 12:00	1200	9.6	45.55	1.546	270	200.3	48.27	6.23	8.39	0.239	0.014	458.9	221.2
260	9/17/2010 13:00	1300	10.51	44.64	3.485	279.8	201.3	49.67	6.984	10.14	0.242	0.015	458.4	220.7
260	9/17/2010 14:00	1400	10.78	43.15	4.472	285.6	220.1	42.77	7.73	10.81	0.245	0.014	458.7	221
260	9/17/2010 15:00	1500	11.27	42.52	4.422	275.2	204.1	43.66	8.38	11.69	0.247	0.014	458.4	220.7
260	9/17/2010 16:00	1600	11.93	40.68	4.417	275.3	253.5	44.96	9.02	12.39	0.249	0.015	458.2	220.5
260	9/17/2010 17:00	1700	12.1	39.66	4.297	288.1	201.1	52.14	9.65	13.58	0.251	0.016	457.7	220
260	9/17/2010 18:00	1800	11.68	39.83	5.381	295.1	112.7	31.12	10.3	13.32	0.254	0.014	458.4	220.7
260	9/17/2010 19:00	1900	11.18	42.4	4.496	307.4	42.09	13.35	10.65	12.39	0.255	0.015	457.8	220.1
260	9/17/2010 20:00	2000	9.75	50.31	5.344	331.5	-17.3	-0.235	10.67	11.34	0.255	0.015	458.4	220.7
260	9/17/2010 21:00	2100	7.96	58.02	3.209	347.9	-31.77	-15.66	10.51	9.96	0.254	0.016	458.6	220.9
260	9/17/2010 22:00	2200	7.63	56.53	2.749	338.6	-26.53	-15.95	10.19	9.13	0.252	0.015	458.5	220.8
260	9/17/2010 23:00	2300	6.654	59.07	1.972	30.49	-49.61	-20.76	9.85	8.36	0.25	0.014	458.6	220.9
260	9/18/2010 0:00	2400	6.508	55.46	1.717	311.4	-34.67	-24.28	9.49	7.54	0.248	0.015	458.5	220.8
261	9/18/2010 1:00	100	6.488	56.64	1.864	18.19	-24.28	-19.9	9.12	7.2	0.247	0.015	458.4	220.7
261	9/18/2010 2:00	200	6.185	59.08	2.689	7.97	-36.96	-19.85	8.82	6.884	0.245	0.014	458.7	221
261	9/18/2010 3:00	300	5.501	62.75	2.281	23.53	-49.61	-23.48	8.56	6.382	0.244	0.014	458.5	220.8
261	9/18/2010 4:00	400	3.85	69.34	1.34	52.59	-64	-30.06	8.28	5.671	0.243	0.015	458.7	221
261	9/18/2010 5:00	500	3.547	70.6	1.866	56.33	-62.03	-31.86	7.94	5.017	0.242	0.014	458.9	221.2
261	9/18/2010 6:00	600	3.273	71.8	1.852	21.21	-51.58	-32.26	7.58	4.497	0.24	0.015	458.5	220.8
261	9/18/2010 7:00	700	3.509	71	3.689	57.37	-27.08	-25.45	7.25	4.381	0.239	0.014	458.4	220.7
261	9/18/2010 8:00	800	3.114	73.9	1.731	28.31	-23.24	-23.32	6.998	4.319	0.238	0.014	458.6	220.9
261	9/18/2010 9:00	900	3.573	71.6	1.035	72.4	-0.839	-17.49	6.819	4.461	0.237	0.014	458.7	221

Faro Meteorological Data
January 01 - December 31, 2010

Faro Climate Station - 2010 data

Note: Cumulative precipitation is calculated in column 'V', while raw instrument numbers are seen in column 'U'. -0.1

Julian Day	Date	Hr	Tair	RH %	WindV	WindD	NetRad	SoilHF	SoilT2	SoilT3	Soil W	SnoD	Precip	Precip (rev)
261	9/18/2010 10:00	1000	5.242	62.73	2.466	59.16	63.95	-3.243	6.726	5.132	0.236	0.012	458.4	220.7
261	9/18/2010 11:00	1100	5.601	59.88	2.973	30.77	124.7	11.92	6.791	6.316	0.237	0.013	459	221.3
261	9/18/2010 12:00	1200	6.528	53.24	3.164	28.96	208.6	28.81	7.04	7.91	0.238	0.012	458.4	220.7
261	9/18/2010 13:00	1300	6.944	49.42	2.389	38.36	113.3	39.18	7.52	9.7	0.239	0.014	458.9	221.2
261	9/18/2010 14:00	1400	6.422	48.69	3.364	23.9	95.9	11.31	8	9.07	0.241	0.016	458.6	220.9
261	9/18/2010 15:00	1500	7.39	41.28	3.51	40.27	210.2	27.29	8.25	9.71	0.242	0.013	458.4	220.7
261	9/18/2010 16:00	1600	7.87	37.21	3.028	35.86	129	37.83	8.63	11.11	0.243	0.015	459.1	221.4
261	9/18/2010 17:00	1700	7.58	36.17	3.323	27.56	104.3	13.83	9.14	10.53	0.245	0.015	458.5	220.8
261	9/18/2010 18:00	1800	7.87	33.98	3.109	9.22	78.2	20.37	9.4	10.77	0.246	0.013	458	220.3
261	9/18/2010 19:00	1900	7.37	36.38	3.841	24.47	2.732	2.006	9.59	10.09	0.246	0.013	458.7	221
261	9/18/2010 20:00	2000	5.97	40.1	4.01	29.15	-59.76	-18.76	9.49	8.64	0.246	0.014	458.8	221.1
261	9/18/2010 21:00	2100	4.092	46.77	3.137	39.75	-76.2	-33.36	9.16	7.05	0.245	0.015	458.6	220.9
261	9/18/2010 22:00	2200	3.348	50.51	2.574	41.71	-74.4	-37.07	8.68	5.851	0.242	0.014	458.7	221
261	9/18/2010 23:00	2300	2.405	55.8	1.742	31.48	-73.1	-38.72	8.16	4.93	0.24	0.014	458.7	221
261	9/19/2010 0:00	2400	1.552	58.64	1.911	11.38	-72.2	-39.75	7.65	4.155	0.238	0.014	458.7	221
262	9/19/2010 1:00	100	0.761	61.9	1.887	15.57	-70.9	-40.5	7.17	3.471	0.236	0.014	458.5	220.8
262	9/19/2010 2:00	200	0.283	63.5	1.501	9.6	-71.3	-40.79	6.706	2.865	0.234	0.014	458.7	221
262	9/19/2010 3:00	300	-0.115	66.59	1.148	9.63	-71.3	-40.75	6.27	2.338	0.233	0.014	458.6	220.9
262	9/19/2010 4:00	400	-0.686	67.59	0.935	0.585	-71.9	-38.55	5.873	1.94	0.231	0.015	458.7	221
262	9/19/2010 5:00	500	-1.003	68.58	1.141	6.486	-71.3	-37.06	5.54	1.636	0.23	0.014	458.7	221
262	9/19/2010 6:00	600	-1.362	71.1	1.077	358.8	-71	-35.94	5.24	1.358	0.229	0.014	458.5	220.8
262	9/19/2010 7:00	700	-1.494	70.1	1.255	12.41	-70.3	-34.96	4.964	1.109	0.228	0.015	458.7	221
262	9/19/2010 8:00	800	-1.661	70	1.299	0.168	-65.51	-34.03	4.71	0.884	0.227	0.015	458.7	221
262	9/19/2010 9:00	900	-0.84	69.96	0.696	9.69	-19.3	-31.75	4.481	0.751	0.226	0.012	458.9	221.2
262	9/19/2010 10:00	1000	2.79	56.16	0.407	75.1	56.1	-25.05	4.29	0.939	0.225	0.004	458.8	221.1
262	9/19/2010 11:00	1100	5.185	43.18	0.998	90.2	128.7	9.81	4.162	2.777	0.225	0.011	458.8	221.1
262	9/19/2010 12:00	1200	5.378	42.89	1.049	155.2	190.9	38.63	4.318	5.337	0.225	0.01	458.7	221
262	9/19/2010 13:00	1300	6.326	35.63	1.381	161	232.2	55.18	4.953	7.81	0.227	0.016	458.3	220.6
262	9/19/2010 14:00	1400	6.55	33.7	2.279	159.8	247.9	59.58	5.739	9.74	0.231	0.011	458.5	220.8
262	9/19/2010 15:00	1500	7.3	32.84	1.711	164.7	234.7	61.38	6.588	11.17	0.234	0.015	458.6	220.9
262	9/19/2010 16:00	1600	7.95	31.74	1.908	158.1	197	57.73	7.48	12.2	0.237	0.016	458.1	220.4
262	9/19/2010 17:00	1700	7.94	31.68	2.194	174	139.3	45.92	8.32	12.48	0.24	0.012	458.2	220.5
262	9/19/2010 18:00	1800	8.22	30.3	1.669	225	66.22	30.95	8.95	12.12	0.243	0.012	458.3	220.6
262	9/19/2010 19:00	1900	8.25	29.61	1.375	253.5	-5.098	10.28	9.3	11.09	0.244	0.012	458.4	220.7
262	9/19/2010 20:00	2000	6.913	33.03	1.114	257.8	-67.03	-13.05	9.24	9.41	0.243	0.015	458.6	220.9
262	9/19/2010 21:00	2100	4.462	42.11	1.506	52.29	-78.7	-30.35	8.91	7.6	0.242	0.014	459	221.3
262	9/19/2010 22:00	2200	2.866	46.59	2.289	24.32	-74.8	-37.57	8.41	6.107	0.24	0.014	458.6	220.9
262	9/19/2010 23:00	2300	2.037	50.76	1.602	21.35	-73.7	-39.25	7.84	5.001	0.237	0.014	458.7	221
262	9/20/2010 0:00	2400	1.119	53.51	1.602	15.82	-71.5	-40.09	7.29	4.115	0.235	0.014	458.6	220.9
263	9/20/2010 1:00	100	0.54	56.98	1.57	14.95	-69.98	-40.22	6.769	3.375	0.233	0.014	458.5	220.8
263	9/20/2010 2:00	200	0.186	60.39	1.409	19.24	-69.07	-40.04	6.284	2.747	0.231	0.014	458.6	220.9
263	9/20/2010 3:00	300	-0.098	62.04	1.562	14.64	-69.41	-39.7	5.84	2.205	0.229	0.014	458.6	220.9
263	9/20/2010 4:00	400	-0.512	64.83	1.346	20.7	-68.62	-37.17	5.455	1.81	0.228	0.014	458.7	221
263	9/20/2010 5:00	500	-0.678	66.35	1.334	19.47	-65.92	-35.6	5.127	1.501	0.227	0.014	458.6	220.9
263	9/20/2010 6:00	600	-0.978	68.95	1.195	36.57	-66.1	-34.24	4.834	1.236	0.226	0.014	458.5	220.8
263	9/20/2010 7:00	700	-0.886	67.66	1.411	28.53	-65.14	-33.15	4.573	1.001	0.225	0.014	458.6	220.9
263	9/20/2010 8:00	800	-1.074	69.22	1.58	29.71	-60.6	-32.23	4.335	0.791	0.224	0.014	458.5	220.8
263	9/20/2010 9:00	900	-0.071	65.77	1.547	32.02	-19.62	-29.91	4.121	0.666	0.223	0.009	458.8	221.1
263	9/20/2010 10:00	1000	3.757	48.8	1.259	87.2	54.68	-22.07	3.944	0.904	0.223	0.008	458.8	221.1
263	9/20/2010 11:00	1100	6.166	39.86	0.659	103.5	125.5	13.66	3.834	2.818	0.222	0.006	458.7	221
263	9/20/2010 12:00	1200	7.62	36.32	0.638	79.7	186.5	42.45	4.032	5.476	0.222	0.01	458.7	221
263	9/20/2010 13:00	1300	7.15	37.39	1.626	151	227.4	57.2	4.708	7.97	0.225	0.014	458.6	220.9
263	9/20/2010 14:00	1400	7.47	35.15	2.821	170	243.1	61.42	5.521	9.85	0.228	0.014	458.6	220.9
263	9/20/2010 15:00	1500	7.87	34.08	3.121	167	231.2	58.3	6.381	11.04	0.231	0.012	458.7	221
263	9/20/2010 16:00	1600	8.76	30.05	1.892	225.8	194.6	57.66	7.24	12.01	0.235	0.012	458.4	220.7
263	9/20/2010 17:00	1700	9.08	26.85	1.812	266.5	132.3	49.48	8.08	12.51	0.238	0.012	458.1	220.4
263	9/20/2010 18:00	1800	9.22	25.94	1.909	276.4	60.51	32.69	8.77	12.18	0.24	0.013	458.1	220.4
263	9/20/2010 19:00	1900	9.03	28.4	1.868	263.1	-8.11	11.05	9.15	11.1	0.241	0.012	458.3	220.6
263	9/20/2010 20:00	2000	7.61	31.44	1.478	265.9	-70.2	-11.93	9.11	9.41	0.242	0.014	458.4	220.7
263	9/20/2010 21:00	2100	4.85	41.46	0.897	38.24	-79.9	-28.92	8.79	7.6	0.24	0.016	458.5	220.8
263	9/20/2010 22:00	2200	3.313	47.02	1.44	31.96	-75.1	-35.45	8.29	6.157	0.238	0.014	458.6	220.9
263	9/20/2010 23:00	2300	2.275	50.03	1.513	26.91	-72.9	-37.91	7.73	5.043	0.235	0.014	458.7	221
263	9/21/2010 0:00	2400	1.669	53.41	1.745	19.41	-72	-38.69	7.17	4.147	0.233	0.014	458.6	220.9
264	9/21/2010 1:00	100	0.955	57.02	1.554	5.614	-71.8	-39.01	6.652	3.403	0.231	0.014	458.5	220.8
264	9/21/2010 2:00	200	0.41	61.02	1.507	18.25	-69.83	-39.1	6.167	2.758	0.229	0.014	458.7	221
264	9/21/2010 3:00	300	-0.113	64.21	1.072	5.293	-71	-39.17	5.718	2.187	0.227	0.014	458.6	220.9
264	9/21/2010 4:00	400	-0.625	63.98	1.702	16.33	-70.1	-37.36	5.326	1.735	0.226	0.014	458.7	221
264	9/21/2010 5:00	500	-0.958	65.18	1.636	15.21	-69.61	-35.54	4.984	1.406	0.225	0.014	458.6	220.9
264	9/21/2010 6:00	600	-1.156	66.08	1.59	13.64	-69.29	-34.36	4.678	1.109	0.224	0.014	458.6	220.9
264	9/21/2010 7:00	700	-1.37	66.63	1.449	16.73	-68.28	-33.38	4.407	0.847	0.223	0.014	458.6	220.9
264	9/21/2010 8:00	800	-1.601	68.49	1.288	10.49	-64.22	-32.27	4.155	0.621	0.222	0.014	458.7	221
264	9/21/2010 9:00	900	-0.93	65.16	1.274	6.422	-25.1	-30.1	3.932	0.486	0.221	0.012	458.8	221.1
264	9/21/2010 10:00	1000	2.816	52.3	0.39	39.04	49.34	-24.34	3.746	0.622	0.221	0.004	458.8	221.1
264	9/21/2010 11:00	1100	5.335	43.24	0.426	175.4	121.5	10.62	3.622	2.366	0.22	0.012	458.6	220.9
264	9/21/2010 12:00	1200	6.015	38.24	1.042	264.6	166.9	35.39	3.732	4.781	0.22	0.012	458.3	220.6
264	9/21/2010 13:00	1300	6.538	34.64	3.02	254.3	221.5	51	4.301	7.13	0.222	0.013	458.9	221.2
264	9/21/2010 14:00	1400	7.24	32.34	3.63	253.9	238.3	55.52	5.053	8.9	0.225	0.013	458.2	220.5
264	9/21/2010 15:00	1500	7.8	32.39	4.261	247	226.3	54.21	5.888	10.16	0.228	0.016	457.3	219.6
264	9/21/2010 16:00	1600	8.25	30.99	4.129	240.9	190.1	49.45	6.743	10.94	0.231	0.015	458.7	221
264	9/21/2010 17:00	1700	8.28	30.38	3.844	271.6	130.6	39.21	7.52	11.14	0.235	0.014	457.8	220.1
264	9/21/2010 18:00	1800	8.28	30.49	4.047	273.6	59.67	25.27	8.1	10.79	0.236	0.013	457.6	219.9
264	9/21/2010 19:00	1900	7.67	32.99	3.608	281.8	-6.733	6.348	8.4	9.78	0.238	0.014	458	220.3
264	9/21/2010 20:00	2000	6.245	37.39	2.606	291.5	-64.23	-13.47	8.35	8.27	0.237	0.014	458.3	220.6
264	9/21/2010 21:00	2100	5.035	41.62	1.382	292.1	-73.1	-26.54	8.05	6.727	0.236	0.013	458.5	220.8
264	9/21/2010 22:00	2200	3.603	49.15	0.568	347.8	-61.94	-29.96	7.6	5.59	0.234	0.014	458.5	220.8
264	9/21/2010 23:00	2300	2.449	53.27	1.415	35.59	-59.36	-31.57	7.13	4.739	0.232	0.014	458.5	220.8
264	9/22/2010 0:00	2400	1.862	54.89	1.059	41.58	-62.43	-32.69	6.681	4.003	0.23	0.015	458.5	220.8
265	9/22/2010 1:00	100	1.175	57.58	1.366	27.67	-64.18	-34.52	6.252	3.316	0.229	0.014	458.5	220.8
265	9/22/2010 2:00	200	0.749	60.36	1.075	26.07	-61.22	-34.49	5.835	2.734	0.227	0.014	458.5	220.8
265	9/22/2010 3:00	300	0.185	64.24	1.092	19.49	-64.72	-35.25	5.443	2.209	0.225	0.014	458.3	220.6
265	9/22/2010 4:00	400	0.017	62.88	2.082	13.25	-64.04	-35.14	5.074	1.732	0.224	0.015	458.5	220.8
265	9/22/2010 5:00	500	-1.277	67.02	1.268	348.9	-67.13	-33.31	4.756	1.382	0.223	0.015	458.6	220.9
265	9/22/2010 6:00	600	-1.696	69.44	0.63	1.282	-68.81	-32.52	4.474	1.077	0.222	0.014	458.5	220.8
265	9/22/2010 7:00	700	-2.13	71.8	1.065	88.9	-40.39	-31.23	4.214	0.819	0.221	0.015	458.5	220.8
265	9/22/2010 8:00	800	-1.774	69.78	0.967	58.77	-20.42	-27.1	3.985	0.785	0.22	0.013	458.5	220.8
265	9/22/2010 9:00	900	-1.711	66.15	1.882	17.63	-12.07	-24.55	3.806	0.805	0.22	0.013	458.7	221
265	9/22/2010 10:00	1000	-1.722	65.54	1.068	261.4	28.32	-21.27	3.672	0.893	0.219	0.014	458.7	221
265	9/22/2010 11:00	1100	-0.937	60.83	2.551	5.886	75.3	-5.498	3.571	1.707	0.219	0.016	458.6	220.9
265	9/22/2010 12:00	1200	-0.434	57.57	2.456	20.11	84.1	4.805	3.59	2.723	0.219	0.014	458.7	221
265	9/22/2010 13:00	1300	0.357	54.43	3.303	35.95	148.9	10.69	3.824	3.532	0.22	0.013	458.7	221
265	9/22/2010 14:00	1400	1.049	53.66	2.941	29.59	142.1	22.22	4.186	4.852	0.221	0.013	458.6	220.9
265	9/22/2010 15:00	1500	1.362	52.95	2.33	32.21	107.1	17.28	4.67	5.387	0.223	0.016	458.5	220.8
265	9/22/2010 16:00	1600	1.559	51.52	2.253	38.93	93.7	14.86	5.095	5.679	0.225	0.015	458.6	220.9
265	9/22/2010 17:00	1700	1.358	51.49	2.565	35.16	52.4	7.18	5.434	5.685	0.226	0.016	458.5	220.8
265	9/22/2010 18:00	1800	0.95	52.19	3.071	38.35	17.38	-4.047	5.64	5.106	0.227	0.014	458.3	220.6
265	9/22/2010 19:00	1900	0.321	55.87	3.807	40.52	-0.942	-12.6	5.666	4.392	0.227	0.015	457.7	220
265	9/22/2010 20:00	2000	-0.485	61.27	4.652	37.5	-27.13	-21.87	5.547	3.537	0.226	0.015	458.7	221
265	9/22/2010 21:00	2100	-0.972	64.39	4.537	38.74	-21.22	-25.36	5.303	2.772	0.225	0.015	459.2	221.5
265	9/22/2010 22:00	2200	-1.341	71	3.628	43.33	-18.98	-25.74	5.006	2.252	0.224	0.014	458.6	220.9
265	9/22/2010 23:00	2300	-1.423	73.6	2.328	36.14	-21.03	-24.36	4.721	1.919	0.223	0.015	458.9	221.2
265	9/23/2010 0:00	2400	-1.637	74.4	1.928	32.26	-29.78	-23.36	4.472	1.699	0.222	0.014	458.8	221.1
266	9/23/2010 1:00	100	-1.979	75.8	2.223	43.12	-20.82	-24.39	4.252	1.385	0.221	0.014	458.5	220.8
266	9/23/2010 2:00	200	-2.147	76.6	2.218	39.37	-16.44	-22.9	4.043	1.223	0.221	0.015	458.8	221.1
266	9/23/2010 3:00	300	-2.681	81.7	1.736	70.5	-15.95	-22.16	3.866	1.082	0.22	0.015	458.8	221.1
266	9/23/2010 4:00	400	-2.876	84.1	1.436	343.8	-17.36	-21.2	3.71	0.976	0.219	0.016	458.7	221
266	9/23/2010 5:00	500	-3.417	83.9	1.616	49.3	-17.47	-20.72	3.573	0.868	0.219	0.01	458.8	221.1
266	9/23/2010 6:00	600	-4.343	86.1	2.119	27.37	-16.45	-17.24	3.455	0.923	0.219	0.015	459.3	221.6
266	9/23/2010 7:00	700	-4.575	86	1.893	36.39	-11.83	-15.45	3.37	1.006	0.218	0.048	459.9	222.2
266	9/23/2010 8:00	800	-5.131	93	1.056	343.6	-8.17	-14.84	3.32	1.034	0.218	0.03	460.2	222.5
266	9/23/2010 9:00	900	-5.214	93	1.252	295.5	-6.388	-14.38	3.288	1.053	0.218	0.037	460.3	222.6
266	9/23/2010 10:00	1000	-4.921	87.8	1.566	35.13	-6.826	-13.98	3.261	1.066	0.218	0.036	460.3	222.6
266	9/23/2010 11:00	1100	-4.781	89.2	1.226	305.4	0.071	-13.74	3.233	1.065	0.218	0.023	460.5	222.8
266	9/23/2010 12:00	1200	-3.909	85.8	0.66	261.1	-5.551	-13.27	3.207	1.075	0.218	0.009	460.6	222.9
266	9/23/2010 13:00	1300	-3.464	82.7	0.979	285	12.32	-12.28	3.183	1.123	0.218	0.012	460.7	223
266	9/23/2010 14:00	1400	-2.781	76.8	1.51	324.5	77.6	-11.73	3.165	1.16	0.218	0.014	460.7	223

Faro Meteorological Data
January 01 - December 31, 2010

Faro Climate Station - 2010 data

Note: Cumulative precipitation is calculated in column 'V', while raw instrument numbers are seen in column 'U'. -0.1

Julian Day	Date	Hr	Tair	RH %	WindV	WindD	NetRad	SoilHF	SoilT2	SoilT3	Soil W	SnoD	Precip	Precip (rev)
266	9/23/2010 15:00	1500	-2.071	66.58	2.212	46.21	35.72	-2.621	3.149	1.816	0.218	0.015	460.8	223.1
266	9/23/2010 16:00	1600	-1.57	61.96	3.099	74.9	89.4	-0.71	3.154	2.255	0.218	0.013	460.7	223
266	9/23/2010 17:00	1700	-1.332	64.11	1.385	108	87.9	1.751	3.262	2.561	0.219	0.013	460.7	223
266	9/23/2010 18:00	1800	-1.169	59.18	1.871	85.6	46.15	1.519	3.459	2.92	0.22	0.014	461.1	223.4
266	9/23/2010 19:00	1900	-1.368	57.81	2.407	71.3	-0.068	-12.7	3.641	2.344	0.221	0.015	460.2	222.5
266	9/23/2010 20:00	2000	-2.062	67.31	2.277	107.6	-28.82	-21.71	3.638	1.536	0.222	0.014	460.9	223.2
266	9/23/2010 21:00	2100	-2.872	73	1.284	90.5	-58.06	-20.53	3.492	1.127	0.221	0.015	460.8	223.1
266	9/23/2010 22:00	2200	-3.53	77	1.244	85	-73.8	-20.61	3.327	0.851	0.221	0.015	460.7	223
266	9/23/2010 23:00	2300	-4.285	73.9	1.871	23.27	-45.95	-20.74	3.17	0.595	0.221	0.014	460.7	223
266	9/24/2010 0:00	2400	-4.249	75.2	0.82	315	-29.53	-20.19	3.016	0.388	0.221	0.015	460.7	223
267	9/24/2010 1:00	100	-4.353	77.5	0.749	206.5	-31.14	-19.22	2.877	0.258	0.22	0.014	460.7	223
267	9/24/2010 2:00	200	-4.231	74	0.787	256.8	-42.37	-18.8	2.756	0.145	0.22	0.015	460.5	222.8
267	9/24/2010 3:00	300	-4.002	68.92	2.869	45	-42.33	-19.23	2.647	0.009	0.219	0.014	460.5	222.8
267	9/24/2010 4:00	400	-4.245	68.8	2.135	29.27	-28.35	-19.76	2.539	-0.151	0.219	0.016	460.6	222.9
267	9/24/2010 5:00	500	-4.381	70	2.683	16.67	-23.14	-19.78	2.43	-0.282	0.218	0.014	460.9	223.2
267	9/24/2010 6:00	600	-4.112	68.33	3.092	55.25	-21.11	-20.63	2.331	-0.411	0.218	0.014	461.5	223.8
267	9/24/2010 7:00	700	-4.871	77.7	3.962	64.05	-20.68	-24.36	2.24	-0.552	0.217	0.014	460.7	223
267	9/24/2010 8:00	800	-5.217	80.5	3.6	37.24	-16.95	-30.77	2.152	-0.733	0.217	0.014	461.4	223.7
267	9/24/2010 9:00	900	-5.183	81.4	2.943	28.94	-8.09	-31.88	2.064	-0.874	0.216	0.013	461.1	223.4
267	9/24/2010 10:00	1000	-5.148	85.3	1.931	355.3	5.158	-25.71	1.979	-0.875	0.216	0.011	460.8	223.1
267	9/24/2010 11:00	1100	-4.932	87.7	1.611	323.9	22.01	-18.12	1.904	-0.741	0.215	0.01	461	223.3
267	9/24/2010 12:00	1200	-4.494	88.8	1.231	279.2	29.51	-12.91	1.854	-0.575	0.214	0.008	461.4	223.7
267	9/24/2010 13:00	1300	-3.212	81.1	3.15	48.37	34.56	-9.6	1.824	-0.454	0.214	0.012	461.4	223.7
267	9/24/2010 14:00	1400	-2.604	79.7	4.553	63.72	54.39	-7.86	1.807	-0.38	0.214	0.018	461.9	224.2
267	9/24/2010 15:00	1500	-2.465	79.2	5.687	51.98	39.77	-7.05	1.793	-0.331	0.214	0.017	462.3	224.6
267	9/24/2010 16:00	1600	-2.451	78.4	5.589	68.31	21.22	-8.6	1.782	-0.313	0.214	0.016	461.3	223.6
267	9/24/2010 17:00	1700	-2.577	82.1	6.797	66.63	25.96	-12.5	1.776	-0.343	0.214	0.015	461.8	224.1
267	9/24/2010 18:00	1800	-2.763	86.7	4.64	51.69	6.288	-14.97	1.767	-0.386	0.214	0.024	461.9	224.2
267	9/24/2010 19:00	1900	-2.703	87.2	3.722	61.45	-2.555	-15.81	1.756	-0.423	0.214	0.025	462.5	224.8
267	9/24/2010 20:00	2000	-2.862	89.5	3.073	49.32	-4.825	-16.57	1.737	-0.463	0.214	0.024	462.5	224.8
267	9/24/2010 21:00	2100	-3.183	94.2	0.824	94.5	-3.974	-14.52	1.721	-0.45	0.214	0.052	464	226.3
267	9/24/2010 22:00	2200	-3.444	96.1	0.916	286.9	-1.091	-11.95	1.707	-0.392	0.214	0.058	464.5	226.8
267	9/24/2010 23:00	2300	-3.559	96.1	0.495	267.9	-0.938	-10.8	1.696	-0.351	0.214	0.06	464.7	227
267	9/25/2010 0:00	2400	-3.822	96.2	0.454	266.2	-1.291	-10.25	1.687	-0.323	0.214	0.059	464.8	227.1
268	9/25/2010 1:00	100	-3.9	96.1	0.252	219.1	-1.842	-10.03	1.682	-0.303	0.214	0.055	464.9	227.2
268	9/25/2010 2:00	200	-3.875	95.9	0.346	190.6	-1.691	-9.8	1.677	-0.286	0.214	0.061	465	227.3
268	9/25/2010 3:00	300	-4.016	95.9	0.729	146.6	-1.485	-9.6	1.673	-0.27	0.214	0.062	465.1	227.4
268	9/25/2010 4:00	400	-3.98	95.6	0.442	122.5	0.885	-9.37	1.669	-0.255	0.214	0.059	465.1	227.4
268	9/25/2010 5:00	500	-4.607	95.9	0.803	203.6	-4.585	-9.31	1.664	-0.245	0.214	0.063	465.2	227.5
268	9/25/2010 6:00	600	-4.523	95.4	0.716	141.6	-1.85	-9.52	1.661	-0.239	0.215	0.062	465.1	227.4
268	9/25/2010 7:00	700	-4.574	95.4	0.605	67.91	-1.777	-9.45	1.659	-0.23	0.215	0.059	465.1	227.4
268	9/25/2010 8:00	800	-4.68	95.9	1.131	273	-5.754	-9.24	1.656	-0.222	0.215	0.06	465	227.3
268	9/25/2010 9:00	900	-3.666	95.6	0.986	19.64	-13.04	-8.96	1.654	-0.212	0.215	0.056	465.3	227.6
268	9/25/2010 10:00	1000	-2.55	94	0.601	253.2	-32.85	-8.34	1.654	-0.2	0.215	0.053	465.3	227.6
268	9/25/2010 11:00	1100	-0.805	88.1	0.743	341.7	-169.7	-8.11	1.653	-0.186	0.215	0.042	465.2	227.5
268	9/25/2010 12:00	1200	1.414	79.2	0.535	3.814	-0.496	-9.01	1.655	-0.167	0.215	0.051	465.1	227.4
268	9/25/2010 13:00	1300	1.405	82.3	0.871	349	28.73	-8.81	1.651	-0.15	0.215	0.048	465.1	227.4
268	9/25/2010 14:00	1400	2.044	82.1	1.65	290.8	27.01	-8.79	1.65	-0.13	0.216	0.047	465	227.3
268	9/25/2010 15:00	1500	4.657	71.4	0.763	243.2	30.08	-8.6	1.653	-0.103	0.216	0.036	465	227.3
268	9/25/2010 16:00	1600	4.594	71	1.623	193	54.02	-8.57	1.658	-0.075	0.216	0.035	465.1	227.4
268	9/25/2010 17:00	1700	3.616	74.6	2.071	141.4	20.2	-8.36	1.661	-0.042	0.216	0.037	464.9	227.2
268	9/25/2010 18:00	1800	3.176	76.2	1.429	126.5	4.518	-8.13	1.665	-0.005	0.216	0.033	465.1	227.4
268	9/25/2010 19:00	1900	2.906	79.6	2.678	130	-21.84	-7.95	1.67	0.03	0.216	0.031	465.7	228
268	9/25/2010 20:00	2000	2.164	86.3	1.263	160.2	-12.97	-8.1	1.679	0.057	0.216	0.029	465.5	227.8
268	9/25/2010 21:00	2100	2.029	87.7	1.07	170	-12.31	-8.31	1.689	0.086	0.216	0.028	465.6	227.9
268	9/25/2010 22:00	2200	2.051	88.3	2.271	150.3	-30.03	-8.4	1.702	0.123	0.216	0.027	465.8	228.1
268	9/25/2010 23:00	2300	2.274	87.5	0.881	111	-13.78	-8.38	1.711	0.162	0.217	0.025	465.9	228.2
268	9/26/2010 0:00	2400	2.727	86.3	1.05	180.2	-11.58	-8.38	1.722	0.202	0.217	0.023	465.9	228.2
269	9/26/2010 1:00	100	2.609	88.4	1.397	182.1	-11.69	-8.32	1.731	0.23	0.217	0.02	466	228.3
269	9/26/2010 2:00	200	2.697	89.4	2.111	189.7	-8.66	-8.22	1.742	0.26	0.218	0.017	466.7	229
269	9/26/2010 3:00	300	2.949	88	1.634	192.5	-22.68	-8.01	1.749	0.354	0.22	0.015	466.8	229.1
269	9/26/2010 4:00	400	3.273	84	0.752	209.6	-33.45	-7.73	1.756	0.433	0.222	0.016	466.8	229.1
269	9/26/2010 5:00	500	3.39	82.5	1.041	227.6	-36.82	-7.8	1.763	0.432	0.227	0.013	466.8	229.1
269	9/26/2010 6:00	600	3.169	82.7	0.603	252.9	-28.84	-7.23	1.772	0.483	0.233	0.014	466.7	229
269	9/26/2010 7:00	700	3.149	81.6	1.474	217.7	-35.49	-6.935	1.781	0.525	0.237	0.012	466.8	229.1
269	9/26/2010 8:00	800	2.968	81.2	2.883	251.1	-34.45	-4.983	1.793	0.643	0.241	0.015	466.4	228.7
269	9/26/2010 9:00	900	2.536	81.4	2.65	229.3	-21.65	-3.132	1.803	0.807	0.243	0.015	466.7	229
269	9/26/2010 10:00	1000	2.976	72.3	3.336	253.9	20.23	0.956	1.814	1.041	0.245	0.014	467.2	229.5
269	9/26/2010 11:00	1100	3.627	64.09	4.261	260.5	116.7	14.5	1.833	1.857	0.247	0.014	467	229.3
269	9/26/2010 12:00	1200	3.558	61.91	4.325	224.8	75.5	14.51	1.882	2.607	0.251	0.014	466.5	228.8
269	9/26/2010 13:00	1300	3.619	64.01	3.537	216.1	83.5	11.02	2.049	2.73	0.261	0.014	465.7	228
269	9/26/2010 14:00	1400	4.233	59.68	3.798	228.7	100.3	17.44	2.344	3.283	0.266	0.014	466.5	228.8
269	9/26/2010 15:00	1500	4.032	59.57	3.69	265.5	76.9	10.61	2.704	3.367	0.268	0.014	465.8	228.1
269	9/26/2010 16:00	1600	3.464	69.78	3.332	269.7	95.7	13.59	2.993	3.616	0.268	0.015	466.3	228.6
269	9/26/2010 17:00	1700	3.374	75.9	1.838	272.1	125.1	24.93	3.277	4.362	0.269	0.014	466.6	228.9
269	9/26/2010 18:00	1800	3.334	73.7	1.487	216	29.71	16.34	3.652	4.688	0.27	0.015	465.7	228
269	9/26/2010 19:00	1900	2.106	86	2.228	295.4	-11.03	0.961	3.925	4.048	0.271	0.015	466.6	228.9
269	9/26/2010 20:00	2000	2.012	86	1.538	285.2	-27.23	-6.223	3.977	3.41	0.27	0.014	466.7	229
269	9/26/2010 21:00	2100	1.179	92.7	0.822	43.2	-45.81	-13.68	3.898	2.74	0.269	0.015	467	229.3
269	9/26/2010 22:00	2200	1.195	91.2	0.761	113.2	-32.12	-17.82	3.72	2.063	0.269	0.015	467	229.3
269	9/26/2010 23:00	2300	1.728	83.5	0.669	140.2	-48.48	-14.15	3.496	1.864	0.268	0.014	467	229.3
269	9/27/2010 0:00	2400	1.624	82.5	0.726	84.8	-58.53	-20.22	3.308	1.343	0.268	0.014	467	229.3
270	9/27/2010 1:00	100	1.844	78.1	1.163	113.6	-66.23	-20.75	3.081	0.919	0.266	0.015	467.1	229.4
270	9/27/2010 2:00	200	2.195	75.8	1.481	156.6	-60.62	-16.04	2.86	0.831	0.265	0.014	467.1	229.4
270	9/27/2010 3:00	300	1.718	80	0.511	99.2	-51.35	-17.64	2.703	0.674	0.264	0.015	467	229.3
270	9/27/2010 4:00	400	1.907	79.4	0.863	131.4	-38.46	-16.37	2.556	0.492	0.263	0.015	467.1	229.4
270	9/27/2010 5:00	500	1.894	80.1	0.758	96.8	-32.56	-10.68	2.435	0.662	0.262	0.013	467.1	229.4
270	9/27/2010 6:00	600	1.974	77.9	0.883	109.7	-43.79	-13.05	2.376	0.606	0.262	0.016	467	229.3
270	9/27/2010 7:00	700	1.431	79.9	0.81	90.8	-53.69	-14.8	2.329	0.423	0.262	0.015	467.1	229.4
270	9/27/2010 8:00	800	1.519	79	0.794	76.7	-37.51	-11.48	2.287	0.438	0.261	0.015	467.1	229.4
270	9/27/2010 9:00	900	1.337	80.4	0.938	67.66	-3.38	-10.81	2.249	0.458	0.259	0.015	467.1	229.4
270	9/27/2010 10:00	1000	1.882	76.4	0.422	301.4	30.53	-6.333	2.214	0.612	0.258	0.015	467.1	229.4
270	9/27/2010 11:00	1100	2.125	78.1	0.571	266.4	79.5	9.42	2.2	1.517	0.258	0.014	467.1	229.4
270	9/27/2010 12:00	1200	1.963	82.2	1.191	221.2	119.6	24.06	2.362	2.838	0.26	0.015	467	229.3
270	9/27/2010 13:00	1300	1.867	85	1.108	331.9	96.2	27.01	2.75	3.826	0.262	0.014	467.1	229.4
270	9/27/2010 14:00	1400	1.337	91.5	1.36	283.8	21.94	17.85	3.198	4.139	0.264	0.016	466.8	229.1
270	9/27/2010 15:00	1500	0.15	96.3	2.054	275.9	26.42	1.05	3.519	3.478	0.265	0.014	467.8	230.1
270	9/27/2010 16:00	1600	-0.316	96.9	2.298	280.1	18.14	-6.836	3.608	2.911	0.267	0.014	468	230.3
270	9/27/2010 17:00	1700	-0.452	97.1	2.299	275.4	34.9	-6.081	3.558	2.563	0.269	0.015	468.3	230.6
270	9/27/2010 18:00	1800	-0.984	97	2.25	273.4	46.55	-10.57	3.485	2.268	0.273	0.014	468.7	231
270	9/27/2010 19:00	1900	-1.602	96.9	2.387	286.8	-3.456	-17.39	3.377	1.656	0.278	0.015	468.8	231.1
270	9/27/2010 20:00	2000	-2.3	96.7	2.894	290.6	-6.949	-18.27	3.193	1.216	0.282	0.014	469.7	232
270	9/27/2010 21:00	2100	-2.987	96.5	2.168	280.2	-6.088	-15.83	3.001	1.001	0.283	0.022	470.1	232.4
270	9/27/2010 22:00	2200	-3.55	96.2	1.624	267.8	-7.94	-13.66	2.848	0.931	0.282	0.021	470.3	232.6
270	9/27/2010 23:00	2300	-3.836	95.9	1.533	266.8	-7.64	-12.42	2.735	0.883	0.282	0.031	470.7	233
270	9/28/2010 0:00	2400	-4.434	95.4	1.442	273.5	-11.93	-11.75	2.648	0.835	0.281	0.035	471.1	233.4
271	9/28/2010 1:00	100	-4.926	94.9	1.414	274.6	-15.02	-11.34	2.575	0.785	0.28	0.036	471.3	233.6
271	9/28/2010 2:00	200	-5.045	94.3	1.577	250.8	-12.97	-11.02	2.51	0.743	0.28	0.035	471.2	233.5
271	9/28/2010 3:00	300	-5.51	93	2.159	248.7	-16.05	-10.79	2.453	0.698	0.279	0.035	471.3	233.6
271	9/28/2010 4:00	400	-5.925	93.8	1.885	231.6	-13.3	-11.11	2.401	0.638	0.279	0.034	471.2	233.5
271	9/28/2010 5:00	500	-6.004	93.2	1.265	242.6	-13.03	-11.07	2.349	0.575	0.278	0.034	471.2	233.5
271	9/28/2010 6:00	600	-6.129	93	1.845	242.2	-12.16	-10.8	2.298	0.528	0.277	0.033	471.2	233.5
271	9/28/2010 7:00	700	-6.234	93.3	1.421	207.4	-13.77	-10.62	2.251	0.486	0.276	0.033	471.2	233.5
271	9/28/2010 8:00	800	-6.214	91.6	1.596	198.4	-21.93	-10.34	2.21	0.455	0.276	0.033	471.2	233.5
271	9/28/2010 9:00	900	-5.993	89.2	2.007	281.8	-27.96	-10.06	2.172	0.429	0.275	0.033	471.2	233.5
271	9/28/2010 10:00	1000	-4.91	81.3	1.344	259	-48.28	-9.68	2.14	0.417	0.274	0.028	471.3	233.6
271	9/28/2010 11:00	1100	-4.511	75.6	1.946	214.8	-59.77	-9.44	2.112	0.409	0.273	0.03	471.1	233.4
271	9/28/2010 12:00	1200	-4.021	78.2	1.883	256.6	-19.5	-9.02	2.085	0.411	0.273	0.028	471.2	233.5
271	9/28/2010 13:00	1300	-2.582	75.8	1.163	165.5	-23.26	-8.44	2.066	0.44	0.272	0.018	471.1	233.4
271	9/28/2010 14:00	1400	-1.414	73.5	0.441	42.4	-18.62	-8.14	2.052	0.457	0.273	0.014	471.2	233.5
271	9/28/2010 15:00	1500	-0.138	72.1	0.877	91.6	-1.849	-8.13	2.041	0.463	0.274	0.018	470.6	232.9
271	9/28/2010 16:00	1600	-1.107	78.4	0.952	155.5	-11.39	-7.84	2.029	0.469	0.276	0.014	471.1	233.4
271	9/28/2010 17:00	1700	-0.244	75.2	0.768	179.5	19.49	-7.86	2.019	0.474	0.278	0.013	471.1	233.4
271	9/28/2010 18:00	1800	-1.199	88.1	1.129	157.5	17.37	-7.87	2.009	0.47	0.279	0.013	471.3	233.6
271	9/28/2010 19:00	1900	-0.972	91	1.108	307.7	-6.569	-7.8	1.998	0.463	0.282	0.014	471.4	233.7

Faro Meteorological Data
January 01 - December 31, 2010

Faro Climate Station - 2010 data

Note: Cumulative precipitation is calculated in column 'V', while raw instrument numbers are seen in column 'U'. -0.1

Julian Day	Date	Hr	Tair	RH %	WindV	WindD	NetRad	SoilHF	SoilT2	SoilT3	Soil W	SnoD	Precip	Precip (rev)
271	9/28/2010 20:00	2000	-0.837	94.9	0.916	262.7	-4.744	-7.73	1.988	0.455	0.283	0.009	471.9	234.2
271	9/28/2010 21:00	2100	-0.829	96.4	1.061	259.4	-2.344	-7.73	1.978	0.446	0.284	0.03	473	235.3
271	9/28/2010 22:00	2200	-0.497	96.9	1.224	289.1	-2.068	-7.73	1.968	0.433	0.284	0.03	473.4	235.7
271	9/28/2010 23:00	2300	-0.274	95.9	0.679	353.8	-5.214	-7.59	1.957	0.43	0.284	0.033	473.5	235.8
271	9/29/2010 0:00	2400	0.165	93.4	0.607	13.25	-5.751	-7.53	1.947	0.427	0.285	0.039	473.5	235.8
272	9/29/2010 1:00	100	0.407	91.5	0.567	36.85	-6.386	-7.52	1.937	0.425	0.285	0.035	473.5	235.8
272	9/29/2010 2:00	200	0.57	89.7	0.564	7.91	-5.539	-7.51	1.929	0.426	0.285	0.034	473.5	235.8
272	9/29/2010 3:00	300	0.484	87	0.608	208.5	-6.823	-7.36	1.921	0.424	0.285	0.032	473.5	235.8
272	9/29/2010 4:00	400	0.635	84	0.83	194.1	-10.68	-7.33	1.914	0.421	0.285	0.025	473.5	235.8
272	9/29/2010 5:00	500	-0.126	93.9	2.233	161.8	-1.395	-7.32	1.904	0.418	0.285	0.031	474	236.3
272	9/29/2010 6:00	600	-0.182	97	1.479	150.1	-3.287	-7.31	1.894	0.413	0.285	0.03	474.1	236.4
272	9/29/2010 7:00	700	0.002	97.2	1.29	172.7	-3.312	-7.3	1.884	0.413	0.286	0.033	474.3	236.6
272	9/29/2010 8:00	800	0.156	96.2	1.225	150	-6.063	-7.18	1.877	0.414	0.286	0.032	474.3	236.6
272	9/29/2010 9:00	900	0.721	91.3	1.006	194.1	-31.61	-7.01	1.87	0.425	0.286	0.03	474.3	236.6
272	9/29/2010 10:00	1000	2.445	79.4	0.774	15.37	-152.2	-6.988	1.865	0.425	0.287	0.026	474.3	236.6
272	9/29/2010 11:00	1100	4.003	70.6	1.859	180.3	-102.6	-7.24	1.86	0.396	0.287	0.022	474.5	236.8
272	9/29/2010 12:00	1200	5.481	62.14	3.416	197.2	222.7	-6.729	1.855	0.407	0.288	0.015	474.1	236.4
272	9/29/2010 13:00	1300	5.45	60.7	4.436	202.6	217.7	31.4	1.843	2.149	0.291	0.014	473.1	235.4
272	9/29/2010 14:00	1400	5.093	61.69	4.499	216.8	144	30.27	2.032	3.497	0.338	0.015	474.1	236.4
272	9/29/2010 15:00	1500	5.526	59.34	4.118	231.4	178.6	34.2	2.495	4.312	0.334	0.015	473.9	236.2
272	9/29/2010 16:00	1600	5.647	57.02	6.542	241.6	130.5	24.26	3.026	4.599	0.329	0.015	475.5	237.8
272	9/29/2010 17:00	1700	5.375	57.49	6.273	239.1	38.3	9.57	3.437	4.214	0.324	0.014	473.3	235.6
272	9/29/2010 18:00	1800	5.161	58.42	6.083	241.8	6.193	-0.799	3.635	3.543	0.319	0.014	474.6	236.9
272	9/29/2010 19:00	1900	5.18	58.41	5.915	239.3	5.578	-1.996	3.655	3.167	0.314	0.014	475	237.3
272	9/29/2010 20:00	2000	4.71	59.59	5.185	237.3	-36.57	-7.27	3.619	2.768	0.309	0.014	473.8	236.1
272	9/29/2010 21:00	2100	4.216	61.05	4.666	225.9	-58.86	-14.01	3.522	2.16	0.305	0.014	474.4	236.7
272	9/29/2010 22:00	2200	4	60.46	3.442	214.6	-61.23	-17.59	3.344	1.595	0.302	0.015	474.2	236.5
272	9/29/2010 23:00	2300	3.912	59.2	3.349	209.8	-59.05	-18.28	3.128	1.168	0.299	0.015	474.6	236.9
272	9/30/2010 0:00	2400	3.196	62.1	2.519	205.2	-61.18	-19.94	2.908	0.788	0.295	0.014	474	236.3
273	9/30/2010 1:00	100	3.21	62	1.343	211.1	-53.58	-20.59	2.69	0.434	0.293	0.015	474	236.3
273	9/30/2010 2:00	200	3.742	59.55	1.2	310.9	-27.25	-14.56	2.506	0.404	0.291	0.014	474	236.3
273	9/30/2010 3:00	300	3.712	59.32	2.033	225.8	-37.29	-11.7	2.401	0.506	0.288	0.016	474	236.3
273	9/30/2010 4:00	400	3.742	58.62	0.801	329.6	-24.83	-11.21	2.327	0.499	0.286	0.016	474	236.3
273	9/30/2010 5:00	500	3.567	59.22	0.825	122.4	-15.51	-10.78	2.265	0.48	0.284	0.013	474.1	236.4
273	9/30/2010 6:00	600	2.997	61.65	1.255	162.1	-27.66	-10.47	2.211	0.458	0.283	0.015	474.2	236.5
273	9/30/2010 7:00	700	2.629	63.59	1.766	187.3	-33.59	-10.14	2.163	0.435	0.282	0.014	474.2	236.5
273	9/30/2010 8:00	800	2.37	65.31	2.013	191.9	-47.8	-9.91	2.122	0.41	0.281	0.015	474	236.3
273	9/30/2010 9:00	900	2.203	67.43	2.002	158.6	-37.77	-9.63	2.083	0.389	0.279	0.015	474.1	236.4
273	9/30/2010 10:00	1000	3.197	64.2	1.743	154.5	29.67	-9.29	2.049	0.377	0.277	0.012	474.1	236.4
273	9/30/2010 11:00	1100	3.625	63.77	2.616	164.6	50.45	-6.657	2.017	0.478	0.276	0.014	473.5	235.8
273	9/30/2010 12:00	1200	4.884	59.39	4.182	168.9	138.7	16.75	2.014	1.627	0.278	0.014	473.4	235.7
273	9/30/2010 13:00	1300	6.049	56.77	5.38	161.1	233	38.57	2.235	3.477	0.281	0.014	474.2	236.5
273	9/30/2010 14:00	1400	6.585	56.75	5.429	151.8	284.4	48.16	2.712	5.089	0.283	0.015	473.8	236.1
273	9/30/2010 15:00	1500	6.297	56.44	5.227	157.5	144.2	41.05	3.331	6.069	0.285	0.016	473.7	236
273	9/30/2010 16:00	1600	6.236	56.27	5.246	160.8	164.7	24.71	3.897	5.714	0.286	0.015	473.9	236.2
273	9/30/2010 17:00	1700	6.421	56.72	5.59	153	108	28.21	4.267	6.103	0.286	0.015	474.4	236.7
273	9/30/2010 18:00	1800	5.313	59.51	3.815	154.8	4.45	5.542	4.58	5.297	0.286	0.015	474.3	236.6
273	9/30/2010 19:00	1900	5.336	60.07	2.339	130.8	-0.384	-0.736	4.642	4.532	0.284	0.015	474.5	236.8
273	9/30/2010 20:00	2000	4.723	62.56	2.902	155	-34.71	-8.12	4.567	3.889	0.283	0.015	475.1	237.4
273	9/30/2010 21:00	2100	4.765	63.38	2.716	132.9	-37.5	-11.62	4.41	3.257	0.281	0.016	474.4	236.7
273	9/30/2010 22:00	2200	4.75	64.58	2.798	134.5	-47.22	-14.53	4.207	2.727	0.28	0.013	474.3	236.6
273	9/30/2010 23:00	2300	5.179	64.87	2.262	149.5	-25.4	-12.54	3.989	2.414	0.278	0.016	474.9	237.2
273	10/1/2010 0:00	2400	5.506	64.52	3.992	161.3	-9.22	-5.199	3.813	2.542	0.277	0.014	474.7	237
274	10/1/2010 1:00	100	5.509	63.73	3.149	157.9	-17.49	-3.277	3.734	2.674	0.276	0.014	474.5	236.8
274	10/1/2010 2:00	200	5.259	64.37	2.25	177.3	-28.76	-6.462	3.704	2.549	0.275	0.015	473.8	236.1
274	10/1/2010 3:00	300	5.395	63.23	3.172	153.9	-32.38	-7.02	3.653	2.401	0.275	0.015	474.3	236.6
274	10/1/2010 4:00	400	5.567	61.18	2.69	150.7	-48.39	-10.98	3.587	2.132	0.274	0.014	474	236.3
274	10/1/2010 5:00	500	5.464	59.58	1.241	185.1	-37.68	-12.53	3.483	1.853	0.273	0.013	474.4	236.7
274	10/1/2010 6:00	600	5.746	55.42	1.357	143.8	-24.99	-10.75	3.359	1.728	0.272	0.014	474.2	236.5
274	10/1/2010 7:00	700	5.837	51.54	2.537	169.3	-41.66	-10.67	3.253	1.662	0.271	0.015	474.4	236.7
274	10/1/2010 8:00	800	6.11	48.64	2.503	160.7	-46.4	-12.79	3.162	1.447	0.271	0.013	474.5	236.8
274	10/1/2010 9:00	900	5.956	49.31	2.187	160.1	-23.02	-11.33	3.056	1.334	0.27	0.015	474.7	237
274	10/1/2010 10:00	1000	6.346	49.01	2.055	147.2	23.82	-2.851	2.974	1.621	0.27	0.014	474.2	236.5
274	10/1/2010 11:00	1100	6.94	47.22	2.734	165.4	61.5	9.34	2.994	2.413	0.269	0.014	474.2	236.5
274	10/1/2010 12:00	1200	8.4	41.93	2.192	186.2	136.8	25.2	3.169	3.603	0.27	0.013	474.6	236.9
274	10/1/2010 13:00	1300	9.38	41.38	3.06	147.7	135.6	39.06	3.54	5.16	0.27	0.014	474.6	236.9
274	10/1/2010 14:00	1400	8.84	43.26	3.102	161.2	89.7	29.84	4.012	5.728	0.272	0.015	474.3	236.6
274	10/1/2010 15:00	1500	8.75	44.5	2.21	150.7	61.68	22.1	4.411	5.769	0.273	0.014	473.6	235.9
274	10/1/2010 16:00	1600	8.99	42.2	4.108	140.3	76.9	17.51	4.714	5.725	0.274	0.015	474.7	237
274	10/1/2010 17:00	1700	9.09	42.22	4.639	148.3	48.38	14.37	4.935	5.698	0.274	0.014	474	236.3
274	10/1/2010 18:00	1800	9.08	43.93	3.494	148.8	14.92	8.56	5.089	5.45	0.274	0.014	475.7	238
274	10/1/2010 19:00	1900	9.3	42.91	4.659	159.9	-8.73	3.029	5.158	5.091	0.274	0.013	474.9	237.2
274	10/1/2010 20:00	2000	8.79	44.42	4.465	167	-36.42	-1.35	5.148	4.702	0.273	0.014	474.4	236.7
274	10/1/2010 21:00	2100	7.94	46.79	2.896	189.1	-61.28	-10.53	5.068	4.035	0.272	0.016	475.1	237.4
274	10/1/2010 22:00	2200	7.88	48.82	3.275	184	-38.1	-12.33	4.894	3.47	0.27	0.015	474.7	237
274	10/1/2010 23:00	2300	7.65	50.75	3.746	171.6	-45.44	-7.27	4.702	3.422	0.269	0.014	475.3	237.6
274	10/2/2010 0:00	2400	7.34	52.67	4.577	174.5	-48.86	-9.79	4.565	3.147	0.268	0.015	475	237.3
275	10/2/2010 1:00	100	7.12	53.78	3.975	184	-34.13	-7.12	4.434	3.08	0.267	0.013	474.9	237.2
275	10/2/2010 2:00	200	6.881	52.93	2.488	189.5	-41.37	-8.35	4.337	2.969	0.266	0.015	474.4	236.7
275	10/2/2010 3:00	300	5.864	55.74	2.498	193.2	-48.93	-13.21	4.235	2.601	0.265	0.014	474.4	236.7
275	10/2/2010 4:00	400	5.476	56.65	2.628	179.6	-19.37	-11.46	4.09	2.389	0.264	0.014	474.4	236.7
275	10/2/2010 5:00	500	4.981	58.78	4.457	176.5	-37.2	-8.48	3.962	2.44	0.264	0.014	474.1	236.4
275	10/2/2010 6:00	600	4.32	55.58	5.184	209.8	-49.09	-12.66	3.875	2.195	0.263	0.014	474.2	236.5
275	10/2/2010 7:00	700	3.772	48.5	4.994	221.1	-44.98	-18.84	3.751	1.683	0.262	0.015	474	236.3
275	10/2/2010 8:00	800	3.211	51.25	5.201	209.1	-17.76	-14.74	3.57	1.517	0.261	0.014	473.8	236.1
275	10/2/2010 9:00	900	2.863	53.44	4.577	195.7	-33.65	-15.3	3.42	1.374	0.26	0.014	474.3	236.6
275	10/2/2010 10:00	1000	3.294	49.49	4.256	206.3	-11.15	-15.32	3.284	1.164	0.259	0.015	474.2	236.5
275	10/2/2010 11:00	1100	4.371	43.62	7.09	229.3	99.5	-2.961	3.165	1.557	0.258	0.014	474.6	236.9
275	10/2/2010 12:00	1200	4.659	39.91	8.48	237.6	90.8	7.96	3.193	2.482	0.258	0.014	471.3	233.6
275	10/2/2010 13:00	1300	4.762	38.93	8.35	230.6	103.4	7.74	3.367	2.874	0.258	0.014	473.1	235.4
275	10/2/2010 14:00	1400	4.952	37.82	10.15	233.7	176.5	8.17	3.528	3.146	0.259	0.015	475.6	237.9
275	10/2/2010 15:00	1500	4.522	40.31	9.13	233.5	49.1	5.061	3.685	3.363	0.259	0.014	473.2	235.5
275	10/2/2010 16:00	1600	4.41	41.04	8.84	233.1	33.76	-4.831	3.801	2.876	0.259	0.014	474.8	237.1
275	10/2/2010 17:00	1700	4.325	43.03	9.71	232.3	59.37	-3.4	3.8	2.737	0.258	0.014	476.1	238.4
275	10/2/2010 18:00	1800	3.909	45.18	8.47	238.5	32.11	-5.414	3.785	2.621	0.257	0.013	472.4	234.7
275	10/2/2010 19:00	1900	3.371	49.53	7.88	235.5	4.124	-7.38	3.756	2.431	0.256	0.014	472.5	234.8
275	10/2/2010 20:00	2000	3.015	49.05	5.952	246	-20.07	-13	3.689	2.006	0.255	0.014	473.5	235.8
275	10/2/2010 21:00	2100	2.646	49.56	4.759	244.7	-41.24	-16.91	3.559	1.563	0.254	0.014	473.5	235.8
275	10/2/2010 22:00	2200	2.218	50.81	6.116	243.3	-58.01	-18.25	3.379	1.151	0.253	0.014	472.6	234.9
275	10/2/2010 23:00	2300	1.852	51.26	8.21	241.7	-74.8	-17.2	3.179	0.908	0.251	0.014	472.8	235.1
275	10/3/2010 0:00	2400	1.567	51.85	7.53	238.5	-75	-16.27	3.002	0.746	0.25	0.014	472.8	235.1
276	10/3/2010 1:00	100	1.404	52.38	6.416	242.7	-74.2	-15.57	2.85	0.612	0.249	0.014	473.2	235.5
276	10/3/2010 2:00	200	1.093	53.6	3.839	245.9	-73.5	-15.05	2.717	0.494	0.248	0.014	473.7	236
276	10/3/2010 3:00	300	0.665	55.61	2.013	269.8	-72.9	-14.82	2.597	0.375	0.246	0.015	473.4	235.7
276	10/3/2010 4:00	400	0.694	54.09	1.569	208	-69.38	-14.82	2.485	0.247	0.246	0.013	473.4	235.7
276	10/3/2010 5:00	500	0.092	57.89	0.985	75.8	-66.68	-14.66	2.379	0.127	0.245	0.018	473.3	235.6
276	10/3/2010 6:00	600	-0.096	58.28	1.114	274.3	-71.2	-14.72	2.276	0.012	0.243	0.017	473.2	235.5
276	10/3/2010 7:00	700	-0.846	63.24	1.357	78.3	-69.69	-14.97	2.178	-0.109	0.242	0.015	473.3	235.6
276	10/3/2010 8:00	800	-1.776	67.74	1.354	36.46	-63.17	-15.43	2.083	-0.243	0.241	0.015	473.3	235.6
276	10/3/2010 9:00	900	-1.584	67.41	1.313	37.5	-39.64	-17.25	1.991	-0.393	0.24	0.014	473.4	235.7
276	10/3/2010 10:00	1000	0.739	58.14	1.095	59.72	17.29	-16.13	1.908	-0.397	0.239	0.01	473.5	235.8
276	10/3/2010 11:00	1100	3.54	44.89	1.024	80.8	85.4	-11.7	1.845	-0.293	0.238	0.006	473.5	235.8
276	10/3/2010 12:00	1200	3.914	43.13	1.719	105.9	146.6	-9.62	1.798	-0.235	0.237	0.009	473.4	235.7
276	10/3/2010 13:00	1300	5.168	41.66	2.823	144.6	202.2	-8.91	1.766	-0.185	0.237	0.013	473.3	235.6
276	10/3/2010 14:00	1400	4.33	48.75	5.2	169.5	150.1	20.48	1.744	1.495	0.237	0.014	473.5	235.8
276	10/3/2010 15:00	1500	4.17	51.86	5.335	167.8	79.2	20.98	1.839	2.732	0.237	0.015	473.5	235.8
276	10/3/2010 16:00	1600	3.678	56.89	3.886	154.8	43.01	6.7	2.173	2.537	0.24	0.015	473.9	236.2
276	10/3/2010 17:00	1700	4.015	56.03	3.788	151.2	30.83	6.131	2.426	2.561	0.241	0.014	473.6	235.9
276	10/3/2010 18:00	1800	4.053	55.04	2.383	150	10	3.341	2.616	2.506	0.243	0.015	473.6	235.9
276	10/3/2010 19:00	1900	3.559	55.44	1.73	152.7	-35.09	-7.2	2.736	2.03	0.244	0.014	473.6	235.9
276	10/3/2010 20:00	2000	3.401	54.98	1.401	297.6	-42.79	-13.52	2.72	1.419	0.244	0.014	473.4	235.7
276	10/3/2010 21:00	2100	3.147	56.78	1.689	134.6	-50.86	-16.91	2.597	0.898	0.243	0.014	473.6	235.9
276	10/3/2010 22:00	2200	2.984	58.24	2.89	143.5	-55.13	-17.43	2.438	0.506	0.242	0.014	473	235.3
276	10/3/2010 23:00	2300	2.699	60.01	2.286	139.9	-53.29	-12.17	2.317	0.493	0.242	0.014	473.6	235.9
276	10/4/2010 0:00	2400	2.626	57.79	1.487	120.6	-52.1	-11.3	2.226	0.468	0.241	0.014	473.7	236

Faro Meteorological Data
January 01 - December 31, 2010

Faro Climate Station - 2010 data

Note: Cumulative precipitation is calculated in column 'V', while raw instrument numbers are seen in column 'U'. -0.1

Julian Day	Date	Hr	Tair	RH %	WindV	WindD	NetRad	SoilHF	SoilT2	SoilT3	Soil W	SnoD	Precip	Precip (rev)
277	10/4/2010 1:00	100	2.988	52.96	3.121	163.3	-36.43	-10.89	2.154	0.417	0.24	0.014	474.2	236.5
277	10/4/2010 2:00	200	2.807	52.47	3.247	160.5	-30.3	-10.36	2.09	0.375	0.24	0.014	473.6	235.9
277	10/4/2010 3:00	300	2.407	55.36	2.806	171.8	-24.52	-9.99	2.039	0.341	0.239	0.015	474	236.3
277	10/4/2010 4:00	400	2.344	57.19	3.007	167.7	-18.18	-9.57	1.997	0.319	0.239	0.015	473.7	236
277	10/4/2010 5:00	500	2.155	59.8	2.9	169.5	-11.3	-9.14	1.96	0.305	0.238	0.015	473.5	235.8
277	10/4/2010 6:00	600	2.039	61.88	2.336	182.8	-10.61	-8.84	1.932	0.298	0.238	0.014	473.5	235.8
277	10/4/2010 7:00	700	1.152	69.53	2.27	233.7	-12.04	-8.6	1.906	0.288	0.238	0.015	473.5	235.8
277	10/4/2010 8:00	800	0.486	74.9	0.82	191.1	-44.93	-8.71	1.883	0.269	0.238	0.015	473.5	235.8
277	10/4/2010 9:00	900	0.431	68.88	1.935	261.1	-65.29	-8.98	1.859	0.227	0.238	0.015	474.1	236.4
277	10/4/2010 10:00	1000	0.547	65.25	2.841	263.5	0.907	-9.12	1.829	0.178	0.237	0.013	473.4	235.7
277	10/4/2010 11:00	1100	1.172	54.29	3.831	264.1	86.9	-8.43	1.796	0.172	0.237	0.013	473.4	235.7
277	10/4/2010 12:00	1200	1.539	50.73	4.582	230.7	126	-7.13	1.771	0.221	0.237	0.013	473.3	235.6
277	10/4/2010 13:00	1300	2.301	44.96	3.697	269.8	176.6	18.19	1.777	1.583	0.237	0.014	473.2	235.5
277	10/4/2010 14:00	1400	3.118	41.81	3.553	257.3	191.9	32.4	1.958	3.316	0.237	0.013	472.2	234.5
277	10/4/2010 15:00	1500	4.056	38.44	4.252	237.4	191.9	33.34	2.375	4.4	0.24	0.012	473.4	235.7
277	10/4/2010 16:00	1600	4.462	38.03	4.361	250.3	158.2	32.47	2.908	5.139	0.242	0.013	473.2	235.5
277	10/4/2010 17:00	1700	4.025	40.32	4.634	246.3	57.56	17.74	3.438	5.006	0.244	0.014	473.2	235.5
277	10/4/2010 18:00	1800	3.221	43.83	4.191	254.8	-11.49	-5.713	3.736	3.776	0.246	0.014	472.9	235.2
277	10/4/2010 19:00	1900	2.481	46.66	3.816	269.9	-54.49	-16.04	3.698	2.699	0.246	0.014	473.6	235.9
277	10/4/2010 20:00	2000	1.721	49.38	2.133	291.7	-71.3	-25.09	3.467	1.557	0.244	0.014	472.9	235.2
277	10/4/2010 21:00	2100	0.588	53.78	1.168	107.3	-73.3	-20	3.134	1.054	0.243	0.016	473.3	235.6
277	10/4/2010 22:00	2200	0.645	53.25	0.867	140.2	-73.1	-17.84	2.849	0.802	0.241	0.013	473.3	235.6
277	10/4/2010 23:00	2300	0.159	56.72	0.86	111.6	-71.5	-16.69	2.631	0.585	0.24	0.015	473.4	235.7
277	10/5/2010 0:00	2400	-0.534	59.95	1.417	97.5	-67.56	-15.98	2.448	0.393	0.239	0.015	473.3	235.6
278	10/5/2010 1:00	100	-0.864	62.18	1.196	82.2	-63.86	-15.39	2.289	0.219	0.238	0.014	473.4	235.7
278	10/5/2010 2:00	200	-1.126	63.06	0.764	113.6	-74.3	-15.04	2.152	0.067	0.237	0.014	473.6	235.9
278	10/5/2010 3:00	300	-0.975	59.1	2.31	130.7	-72.3	-15.04	2.029	-0.084	0.236	0.015	473.2	235.5
278	10/5/2010 4:00	400	-0.976	56.59	3.052	141.6	-68.99	-15.23	1.914	-0.242	0.235	0.014	473.1	235.4
278	10/5/2010 5:00	500	-0.412	51.12	3.414	144.5	-55.73	-17.46	1.809	-0.424	0.234	0.014	473.7	236
278	10/5/2010 6:00	600	-0.437	52.41	4.398	151.9	-28.59	-20.67	1.716	-0.507	0.234	0.014	473.9	236.2
278	10/5/2010 7:00	700	0.102	50.2	4.588	138.5	-20.32	-17.39	1.64	-0.492	0.233	0.014	474.5	236.8
278	10/5/2010 8:00	800	0.021	54.57	4.636	121.4	-19.9	-14.69	1.579	-0.464	0.231	0.015	474.3	236.6
278	10/5/2010 9:00	900	-0.913	65.96	4.984	123.5	-7.65	-14.16	1.53	-0.461	0.231	0.015	473.5	235.8
278	10/5/2010 10:00	1000	-1.596	80.9	3.654	124.6	0.77	-14.13	1.489	-0.47	0.23	0.015	473.4	235.7
278	10/5/2010 11:00	1100	-1.789	86.7	3.628	135.6	1.265	-12.94	1.453	-0.457	0.229	0.013	474.1	236.4
278	10/5/2010 12:00	1200	-2.021	93.4	5.066	153.7	0.48	-11.75	1.42	-0.436	0.229	0.053	474.9	237.2
278	10/5/2010 13:00	1300	-1.185	88.6	5.896	157.1	2.879	-11.09	1.394	-0.42	0.228	0.055	475.6	237.9
278	10/5/2010 14:00	1400	0.207	78.5	7.27	161.3	61.3	-9.64	1.372	-0.387	0.227	0.053	475.8	238.1
278	10/5/2010 15:00	1500	1.304	73.1	8.64	167.9	38.45	-7.41	1.353	-0.329	0.227	0.054	473.9	236.2
278	10/5/2010 16:00	1600	1.605	73.5	8.2	166.5	29.46	-6.147	1.34	-0.293	0.227	0.054	473.6	235.9
278	10/5/2010 17:00	1700	2.111	72.6	7.85	166.3	18.4	-5.519	1.329	-0.271	0.227	0.053	474.3	236.6
278	10/5/2010 18:00	1800	2.051	74.5	7.41	166.9	-12.07	-5.173	1.32	-0.256	0.227	0.054	475.3	237.6
278	10/5/2010 19:00	1900	2.211	74.5	6.618	168.4	-16.31	-5.034	1.314	-0.243	0.227	0.053	474.8	237.1
278	10/5/2010 20:00	2000	2.106	78	5.499	179.2	-7.99	-4.869	1.307	-0.233	0.228	0.054	475.3	237.6
278	10/5/2010 21:00	2100	1.906	83.7	4.503	190.9	-24.67	-4.726	1.301	-0.225	0.228	0.054	475	237.3
278	10/5/2010 22:00	2200	1.893	86.3	3.962	203.3	-29.89	-4.723	1.298	-0.217	0.228	0.05	475.8	238.1
278	10/5/2010 23:00	2300	2.093	85.8	4.11	197.8	-32.95	-4.515	1.294	-0.208	0.229	0.05	476	238.3
278	10/6/2010 0:00	2400	1.781	88.8	5.001	202.6	-30.64	-4.208	1.291	-0.2	0.229	0.047	476.4	238.7
279	10/6/2010 1:00	100	1.881	87	3.839	198.8	-32.99	-5.089	1.291	-0.187	0.23	0.045	476.6	238.9
279	10/6/2010 2:00	200	1.687	87.4	4.696	219.2	-34.57	-5.363	1.293	-0.166	0.23	0.044	477.2	239.5
279	10/6/2010 3:00	300	2.997	71.7	6.277	228.5	-50.31	-5.368	1.299	-0.133	0.232	0.043	474.1	236.4
279	10/6/2010 4:00	400	3.439	63.01	7.16	232.6	-24.96	-5.572	1.309	-0.101	0.235	0.042	475.5	237.8
279	10/6/2010 5:00	500	3.368	59.7	7.58	239.8	-22.81	-5.812	1.328	-0.072	0.239	0.041	474.5	236.8
279	10/6/2010 6:00	600	3.195	57.68	7.71	236.9	-35.43	-6.014	1.354	-0.046	0.242	0.041	475.7	238
279	10/6/2010 7:00	700	3.177	55.83	7.65	241.9	-31.44	-6.015	1.376	-0.025	0.244	0.04	476.1	238.4
279	10/6/2010 8:00	800	2.709	56.68	5.157	247	-38.61	-6.019	1.394	-0.008	0.245	0.04	476.5	238.8
279	10/6/2010 9:00	900	2.267	57.32	1.601	256.9	-22.03	-6.021	1.405	0.006	0.245	0.039	476.7	239
279	10/6/2010 10:00	1000	2.225	56.68	1.971	258.3	-19.13	-6.016	1.413	0.017	0.245	0.039	476.6	238.9
279	10/6/2010 11:00	1100	3.084	52.46	3.153	228.7	46.08	-6.015	1.421	0.035	0.244	0.039	475.5	237.8
279	10/6/2010 12:00	1200	2.388	55.28	3.001	216.1	5.848	-6.214	1.483	0.078	0.245	0.04	477.2	239.5
279	10/6/2010 13:00	1300	2.13	55.54	2.743	217.5	41.29	-6.354	1.609	0.143	0.246	0.04	476.1	238.4
279	10/6/2010 14:00	1400	2.505	54.85	3.258	225.4	65.7	1.904	1.733	0.561	0.247	0.039	476.8	239.1
279	10/6/2010 15:00	1500	2.753	53.85	4.957	234.9	91.4	10.42	1.956	1.111	0.248	0.038	475.6	237.9
279	10/6/2010 16:00	1600	2.672	53.78	4.9	231.6	39.14	11.21	2.198	1.615	0.249	0.038	477.2	239.5
279	10/6/2010 17:00	1700	2.762	53.07	4.464	245.7	25.97	2.588	2.404	1.392	0.25	0.038	476.5	238.8
279	10/6/2010 18:00	1800	2.634	55.65	3.991	242.6	3.936	-1.512	2.473	1.195	0.249	0.038	477	239.3
279	10/6/2010 19:00	1900	2.446	56.96	4.594	242.4	-16.21	-6.445	2.463	0.88	0.249	0.038	477.3	239.6
279	10/6/2010 20:00	2000	2.152	58.69	4.445	236.1	-42.61	-9.67	2.379	0.525	0.248	0.038	477	239.3
279	10/6/2010 21:00	2100	1.903	56.03	6.239	236.1	-65.13	-8.74	2.237	0.37	0.247	0.036	475.4	237.7
279	10/6/2010 22:00	2200	1.504	56.98	4.926	243.1	-58.51	-8.13	2.092	0.289	0.246	0.037	476.1	238.4
279	10/6/2010 23:00	2300	1.156	59.02	2.663	258.1	-60.03	-7.76	1.974	0.229	0.245	0.036	476.2	238.5
279	10/7/2010 0:00	2400	1.016	59.64	3.605	249.9	-50.83	-7.5	1.882	0.179	0.244	0.036	476.3	238.6
280	10/7/2010 1:00	100	0.725	61.3	2.155	223.7	-48.92	-7.3	1.803	0.132	0.243	0.035	476.6	238.9
280	10/7/2010 2:00	200	0.402	62.13	1.386	342.9	-59.6	-7.27	1.738	0.087	0.241	0.037	476.6	238.9
280	10/7/2010 3:00	300	0.01	63.27	1.564	154.7	-63.41	-7.3	1.68	0.033	0.24	0.037	476.7	239
280	10/7/2010 4:00	400	-0.385	64.2	1.708	149.8	-68.49	-7.45	1.622	-0.036	0.24	0.037	476.6	238.9
280	10/7/2010 5:00	500	-0.883	66.17	1.276	121.9	-69.51	-7.66	1.567	-0.111	0.239	0.039	476.6	238.9
280	10/7/2010 6:00	600	-2.009	72.7	1.23	51.7	-67.36	-8.06	1.512	-0.194	0.238	0.038	476.7	239
280	10/7/2010 7:00	700	-2.592	74.6	1.705	34.49	-65.89	-9.28	1.455	-0.331	0.237	0.037	476.5	238.8
280	10/7/2010 8:00	800	-3.129	74.4	2.104	28.8	-65.86	-21.72	1.397	-0.564	0.236	0.037	477	239.3
280	10/7/2010 9:00	900	-3.567	75.1	1.725	19.8	-61.55	-33.93	1.342	-0.839	0.234	0.036	477	239.3
280	10/7/2010 10:00	1000	-1.697	68.9	0.77	20.94	-20.8	-27.9	1.288	-0.941	0.233	0.028	476.9	239.2
280	10/7/2010 11:00	1100	1.657	55.15	1.114	75.5	28.44	-11.64	1.24	-0.651	0.232	0.028	476.8	239.1
280	10/7/2010 12:00	1200	2.167	53.12	1.415	115	81.7	-5.6	1.205	-0.46	0.23	0.031	476.7	239
280	10/7/2010 13:00	1300	2.399	51.21	2.473	149.8	119.9	-3.687	1.183	-0.381	0.229	0.036	476.6	238.9
280	10/7/2010 14:00	1400	2.154	51.62	4.229	169.2	137	-2.625	1.168	-0.332	0.229	0.036	476.4	238.7
280	10/7/2010 15:00	1500	2.457	51.97	4.11	173.5	132.8	-1.421	1.159	-0.279	0.229	0.036	476	238.3
280	10/7/2010 16:00	1600	2.688	51.97	3.973	173.2	103.2	20.66	1.15	0.054	0.229	0.035	476.7	239
280	10/7/2010 17:00	1700	2.587	52.28	4.483	151.6	54.45	22.94	1.145	0.626	0.229	0.035	476.8	239.1
280	10/7/2010 18:00	1800	1.681	53.87	4.819	128.4	-14.07	3.629	1.184	0.8	0.23	0.035	476.6	238.9
280	10/7/2010 19:00	1900	1.078	57.21	3.843	128.3	-54.74	-6.46	1.301	0.294	0.231	0.037	476.8	239.1
280	10/7/2010 20:00	2000	-0.103	61.4	2.187	72.8	-73.8	-5.909	1.327	0.154	0.233	0.036	477	239.3
280	10/7/2010 21:00	2100	-0.92	66.32	1.52	79.6	-72.6	-5.696	1.318	0.083	0.233	0.036	477	239.3
280	10/7/2010 22:00	2200	-1.273	68.16	1.386	43.61	-71.4	-5.595	1.305	0.034	0.233	0.036	476.8	239.1
280	10/7/2010 23:00	2300	-1.879	70.4	1.302	346.1	-58.12	-5.79	1.287	-0.018	0.233	0.036	476.8	239.1
280	10/8/2010 0:00	2400	-2.332	74.1	1.172	6.472	-62.7	-5.809	1.268	-0.075	0.233	0.037	476.6	238.9
281	10/8/2010 1:00	100	-2.779	74.2	1.9	359.8	-61.78	-6.123	1.244	-0.14	0.232	0.037	476.8	239.1
281	10/8/2010 2:00	200	-3.433	76.9	0.871	359.3	-64.95	-6.569	1.214	-0.222	0.232	0.037	477	239.3
281	10/8/2010 3:00	300	-3.774	77.2	1.296	341.1	-54.3	-8.6	1.18	-0.376	0.231	0.037	476.9	239.2
281	10/8/2010 4:00	400	-4.029	78.9	0.87	341.3	-48.63	-23.24	1.145	-0.593	0.23	0.037	476.8	239.1
281	10/8/2010 5:00	500	-3.98	80.4	0.935	6.731	-48.42	-29.17	1.108	-0.801	0.229	0.038	476.7	239
281	10/8/2010 6:00	600	-4.274	81.5	0.559	336.4	-55.5	-30.99	1.069	-1.032	0.228	0.036	476.7	239
281	10/8/2010 7:00	700	-4.596	83.8	0.428	23.69	-53.58	-32.27	1.029	-1.259	0.226	0.037	476.8	239.1
281	10/8/2010 8:00	800	-4.068	83.3	0.858	38.8	-42.29	-29.72	0.988	-1.371	0.225	0.037	476.8	239.1
281	10/8/2010 9:00	900	-4.182	81.9	1.325	38.09	-61.6	-33.63	0.947	-1.593	0.224	0.037	476.8	239.1
281	10/8/2010 10:00	1000	-2.359	73.1	1.282	48.1	-22.8	-30.19	0.906	-1.709	0.222	0.031	476.9	239.2
281	10/8/2010 11:00	1100	-0.331	61.88	2.098	263.3	43.68	-10.89	0.866	-1.134	0.22	0.035	476.3	238.6
281	10/8/2010 12:00	1200	-0.824	67.48	3.743	265.5	38.97	-2.84	0.833	-0.704	0.218	0.037	476.7	239
281	10/8/2010 13:00	1300	0.145	66.11	3.186	291.8	149.1	-1.478	0.821	-0.553	0.217	0.036	476.1	238.4
281	10/8/2010 14:00	1400	1.119	61.4	4.266	273.2	172.9	-0.566	0.816	-0.467	0.217	0.035	476.4	238.7
281	10/8/2010 15:00	1500	1.507	56.96	2.991	246.8	78.7	0.23	0.812	-0.404	0.217	0.036	477	239.3
281	10/8/2010 16:00	1600	1.764	54.28	2.822	218.5	65.34	0.895	0.812	-0.351	0.217	0.036	476.6	238.9
281	10/8/2010 17:00	1700	2.143	51.9	2.153	189.8	66.62	1.481	0.815	-0.307	0.218	0.036	476.5	238.8
281	10/8/2010 18:00	1800	1.9	52.13	2.224	184	4.308	2.324	0.817	-0.263	0.218	0.036	476.4	238.7
281	10/8/2010 19:00	1900	1.583	55.07	3.246	167.7	-14.63	2.743	0.82	-0.241	0.219	0.036	476.3	238.6
281	10/8/2010 20:00	2000	1.093	59.45	2.537	149.9	-50.27	2.327	0.822	-0.233	0.219	0.035	476.4	238.7
281	10/8/2010 21:00	2100	0.343	63.23	1.505	130.1	-49.42	1.632	0.826	-0.23	0.219	0.036	476.6	238.9
281	10/8/2010 22:00	2200	-0.004	63.54	2.325	114.9	-54.07	0.993	0.83	-0.233	0.22	0.036	477.3	239.6
281	10/8/2010 23:00	2300	-0.487	65.78	1.778	101.8	-64.87	0.724	0.833	-0.234	0.22	0.036	476.7	239
281	10/9/2010 0:00	2400	-0.872	67.52	2.442	34.86	-67.17	0.337	0.837	-0.237	0.22	0.034	476.7	239
282	10/9/2010 1:00	100	-1.329	69.44	1.817	55.62	-61.08	-0.336	0.839	-0.253	0.221	0.036	476.8	239.1
282	10/9/2010 2:00	200	-1.218	68.65	2.019	114.4	-46.41	-5.521	0.844	-0.358	0.221	0.035	476.6	238.9
282	10/9/2010 3:00	300	-0.633	66.9	2.504	101.5	-44.02	-16.4	0.848	-0.568	0.222	0.035	476.8	239.1
282	10/9/2010 4:00	400	-0.776	66.85	3	83	-33.72	-19.27	0.851	-0.741	0.222	0.036	477.3	239.6
282	10/9/2010 5:00	500	-1.204	69.89	4.36	70.6	-28.35	-18.98	0.846	-0.845	0.221	0.036	476.7	239

Faro Meteorological Data
January 01 - December 31, 2010

Faro Climate Station - 2010 data
Note: Cumulative precipitation is calculated in column 'V', while raw instrument numbers are seen in column 'U'. -0.1

Julian Day	Date	Hr	Tair	RH %	WindV	WindD	NetRad	SoilHF	SoilT2	SoilT3	Soil W	SnoD	Precip	Precip (rev)
282	10/9/2010 6:00	600	-0.885	68.5	2.982	74.7	-22.58	-18.37	0.832	-0.909	0.22	0.035	477	239.3
282	10/9/2010 7:00	700	-1.042	69.94	4.471	45.79	-13.85	-15.7	0.813	-0.895	0.22	0.035	477	239.3
282	10/9/2010 8:00	800	-1.954	80.1	6.095	52.87	-8.19	-16	0.794	-0.924	0.219	0.035	476.2	238.5
282	10/9/2010 9:00	900	-1.883	83.3	5.461	57.99	-7.02	-17.09	0.778	-0.995	0.218	0.034	477.3	239.6
282	10/9/2010 10:00	1000	-1.064	79.1	4.761	78.9	-2.979	-14.33	0.763	-0.967	0.216	0.035	478	240.3
282	10/9/2010 11:00	1100	-0.565	76.6	4.434	99.9	5.07	-10.52	0.749	-0.86	0.216	0.035	476.9	239.2
282	10/9/2010 12:00	1200	-0.958	81.8	3.316	99.1	6.687	-8.28	0.734	-0.766	0.214	0.035	477.2	239.5
282	10/9/2010 13:00	1300	-1.126	89	1.668	76.3	-11.73	-6.425	0.725	-0.688	0.214	0.03	477.7	240
282	10/9/2010 14:00	1400	-0.274	81.8	3.428	150.4	-21.43	-3.442	0.721	-0.573	0.213	0.03	477.8	240.1
282	10/9/2010 15:00	1500	-0.172	81.7	4.414	160.9	-6.076	-1.954	0.72	-0.488	0.213	0.035	477.8	240.1
282	10/9/2010 16:00	1600	0.301	80.7	4.167	165.7	4.415	-1.43	0.723	-0.438	0.213	0.037	478.1	240.4
282	10/9/2010 17:00	1700	0.865	80.6	3.554	181.1	3.703	-1.117	0.727	-0.404	0.213	0.038	477.3	239.6
282	10/9/2010 18:00	1800	0.942	85.2	3.531	180.5	-1.582	-0.868	0.732	-0.378	0.214	0.037	477.4	239.7
282	10/9/2010 19:00	1900	1.171	87.6	3.731	172.3	-17.33	-0.743	0.736	-0.36	0.214	0.038	477.7	240
282	10/9/2010 20:00	2000	1.749	83.3	3.354	178.7	-18.16	-0.645	0.741	-0.345	0.214	0.039	477.5	239.8
282	10/9/2010 21:00	2100	2.04	79.7	2.393	182.3	-24.14	-0.778	0.743	-0.336	0.215	0.038	477.7	240
282	10/9/2010 22:00	2200	2.412	73.2	3.199	156.8	-42.91	-1.012	0.748	-0.331	0.215	0.038	477	239.3
282	10/9/2010 23:00	2300	2.369	72.8	4.619	158.8	-43.22	-1.892	0.752	-0.34	0.216	0.039	477.4	239.7
282	10/10/2010 0:00	2400	2.495	70.3	4.094	161.7	-31.56	-2.753	0.755	-0.356	0.216	0.038	477.2	239.5
283	10/10/2010 1:00	100	2.389	68	2.225	131.8	-46.09	-3.361	0.757	-0.372	0.216	0.039	477.7	240
283	10/10/2010 2:00	200	1.825	69.47	1.471	91	-38.03	-5.472	0.759	-0.418	0.216	0.04	477.7	240
283	10/10/2010 3:00	300	2.251	68.15	1.418	35.73	-43.42	-7.78	0.765	-0.483	0.217	0.035	477.8	240.1
283	10/10/2010 4:00	400	1.948	69.61	1.497	36.37	-45.93	-10.22	0.765	-0.565	0.217	0.036	477.7	240
283	10/10/2010 5:00	500	1.341	73.4	2.59	70.2	-48.82	-12.59	0.764	-0.662	0.217	0.038	477.9	240.2
283	10/10/2010 6:00	600	1.18	74.6	3.7	71.7	-32.05	-11.1	0.759	-0.684	0.217	0.038	477.7	240
283	10/10/2010 7:00	700	0.888	77.7	1.415	38.47	-6.87	-8.32	0.745	-0.631	0.216	0.037	477.8	240.1
283	10/10/2010 8:00	800	-0.38	85.8	0.999	299.6	-13.38	-6.6	0.733	-0.575	0.216	0.037	477.3	239.6
283	10/10/2010 9:00	900	-0.635	89.5	0.827	255.2	-6.723	-6.828	0.721	-0.57	0.216	0.037	477.7	240
283	10/10/2010 10:00	1000	-0.371	90.9	1.033	302.4	-1.932	-5.589	0.716	-0.537	0.215	0.036	477.7	240
283	10/10/2010 11:00	1100	-0.138	90.8	1.659	292.8	4.093	-4.152	0.712	-0.488	0.215	0.036	477.9	240.2
283	10/10/2010 12:00	1200	0.263	89.3	0.989	274.4	12.52	-3.001	0.71	-0.442	0.214	0.037	477.7	240
283	10/10/2010 13:00	1300	0.372	89.8	0.503	260.6	-1.048	-2.152	0.712	-0.404	0.214	0.035	477.9	240.2
283	10/10/2010 14:00	1400	0.757	91.5	0.457	357.7	-38.98	-1.622	0.714	-0.376	0.214	0.028	478.5	240.8
283	10/10/2010 15:00	1500	0.823	91.3	0.41	236.6	-22.63	-1.278	0.719	-0.353	0.215	0.05	478.9	241.2
283	10/10/2010 16:00	1600	0.341	95.1	0.94	270.7	-40.6	-1.045	0.723	-0.335	0.215	0.056	479.5	241.8
283	10/10/2010 17:00	1700	0.338	95.5	0.911	214.7	-32.85	-0.859	0.725	-0.323	0.215	0.057	480.5	242.8
283	10/10/2010 18:00	1800	0.191	92.4	2.564	272.8	-15.82	-0.698	0.73	-0.31	0.216	0.048	480.4	242.7
283	10/10/2010 19:00	1900	-0.267	89.9	3.948	258.4	-4.9	-0.64	0.733	-0.299	0.216	0.066	480.7	243
283	10/10/2010 20:00	2000	-0.639	90.6	3.958	283.9	-24.07	-0.444	0.736	-0.29	0.217	0.066	480	242.3
283	10/10/2010 21:00	2100	-0.779	92.3	4.241	284.7	-18.48	-0.43	0.737	-0.285	0.216	0.071	480.5	242.8
283	10/10/2010 22:00	2200	-0.863	94.2	4.177	268.1	-17.52	-0.43	0.74	-0.279	0.217	0.069	481.2	243.5
283	10/10/2010 23:00	2300	-0.78	94.3	5.105	259.3	-24.33	-0.464	0.744	-0.274	0.217	0.086	481.4	243.7
283	10/11/2010 0:00	2400	-0.528	92.5	4.489	265.1	-29.72	-0.644	0.747	-0.271	0.218	0.073	481.5	243.8
284	10/11/2010 1:00	100	-0.691	94.4	5.09	254	-21.18	-0.689	0.75	-0.268	0.218	0.095	481.6	243.9
284	10/11/2010 2:00	200	-0.883	94.8	5.11	272.2	-20.94	-0.859	0.752	-0.267	0.219	0.094	481.8	244.1
284	10/11/2010 3:00	300	-0.766	91.5	4.095	285.2	-31.43	-0.969	0.755	-0.266	0.219	0.094	481.9	244.2
284	10/11/2010 4:00	400	-0.509	86.2	2.849	287.8	-33.14	-1.074	0.757	-0.266	0.219	0.094	481.8	244.1
284	10/11/2010 5:00	500	-0.474	84.7	3.745	266.7	-38.41	-1.232	0.759	-0.266	0.22	0.096	481.9	244.2
284	10/11/2010 6:00	600	-0.545	82.7	4.118	262.1	-45.67	-1.313	0.761	-0.266	0.22	0.096	481.9	244.2
284	10/11/2010 7:00	700	-0.663	81.2	3.468	264	-43.31	-1.504	0.762	-0.267	0.22	0.095	481.8	244.1
284	10/11/2010 8:00	800	-0.966	81.5	2.777	281.5	-36.71	-1.619	0.765	-0.267	0.221	0.093	481.6	243.9
284	10/11/2010 9:00	900	-1.021	78.8	2.473	274.5	-40.32	-1.757	0.765	-0.27	0.221	0.092	482.2	244.5
284	10/11/2010 10:00	1000	-1.128	75.8	3.155	273.9	-56.59	-1.935	0.767	-0.271	0.221	0.093	482.1	244.4
284	10/11/2010 11:00	1100	-0.891	74	2.127	280.3	-58.57	-2.131	0.768	-0.273	0.222	0.093	481.9	244.2
284	10/11/2010 12:00	1200	-0.781	71	2.318	270.9	-83.7	-2.151	0.77	-0.274	0.222	0.09	482.3	244.6
284	10/11/2010 13:00	1300	0.513	64.23	2.28	250.3	-76.2	-2.332	0.774	-0.272	0.222	0.09	482.2	244.5
284	10/11/2010 14:00	1400	0.832	64.2	3.867	254.1	-37.28	-2.213	0.778	-0.271	0.223	0.09	482.1	244.4
284	10/11/2010 15:00	1500	1.276	65.04	3.933	251.2	-29.94	-1.922	0.777	-0.268	0.223	0.089	482.1	244.4
284	10/11/2010 16:00	1600	1.702	64.59	3.486	248	-32.01	-1.718	0.777	-0.264	0.223	0.089	481.3	243.6
284	10/11/2010 17:00	1700	1.641	65.08	3.586	248.8	-41.96	-1.534	0.779	-0.26	0.223	0.087	481.7	244
284	10/11/2010 18:00	1800	0.989	67.08	3.127	245.7	-49.76	-1.504	0.779	-0.258	0.223	0.089	482.1	244.4
284	10/11/2010 19:00	1900	-0.395	72	1.451	277.5	-47.23	-1.546	0.782	-0.258	0.224	0.091	482.2	244.5
284	10/11/2010 20:00	2000	-1.367	76.1	0.596	240	-37.87	-2.08	0.783	-0.264	0.224	0.088	482.1	244.4
284	10/11/2010 21:00	2100	-3.002	81.3	0.998	40.33	-36.08	-3.541	0.785	-0.282	0.224	0.083	482.1	244.4
284	10/11/2010 22:00	2200	-4.232	86	0.9	65.62	-37.3	-5.779	0.786	-0.319	0.224	0.085	482	244.3
284	10/11/2010 23:00	2300	-4.668	89.5	0.941	57.49	-38.23	-8.4	0.787	-0.37	0.224	0.088	482	244.3
284	10/12/2010 0:00	2400	-4.035	83.4	1.656	22.21	-45.11	-10.67	0.789	-0.424	0.225	0.089	482.2	244.5
285	10/12/2010 1:00	100	-4.223	84.5	1.96	18.72	-45.79	-11.58	0.791	-0.468	0.225	0.088	481.9	244.2
285	10/12/2010 2:00	200	-4.433	83.9	2.156	6.369	-47.3	-11.88	0.792	-0.502	0.225	0.087	481.9	244.2
285	10/12/2010 3:00	300	-5.217	88.2	0.562	29.32	-24.45	-12.26	0.792	-0.532	0.225	0.087	482.1	244.4
285	10/12/2010 4:00	400	-4.638	88.4	0.504	338.3	-15.76	-12.19	0.793	-0.553	0.225	0.087	482.1	244.4
285	10/12/2010 5:00	500	-4.288	86.7	0.48	356.9	-29.92	-11.56	0.793	-0.562	0.225	0.087	482.1	244.4
285	10/12/2010 6:00	600	-5.037	89.1	0.475	338.1	-40.05	-12.9	0.79	-0.597	0.224	0.086	482.1	244.4
285	10/12/2010 7:00	700	-5.084	85.9	0.756	335.6	-37.3	-15.34	0.787	-0.664	0.224	0.083	482.1	244.4
285	10/12/2010 8:00	800	-5.703	86.8	0.495	347.1	-34.64	-16.81	0.783	-0.733	0.224	0.08	482.1	244.4
285	10/12/2010 9:00	900	-5.044	82.5	1.236	7.86	-39.51	-17.47	0.78	-0.791	0.223	0.083	482.1	244.4
285	10/12/2010 10:00	1000	-4.801	82	0.843	217.1	-23.58	-17.34	0.776	-0.828	0.223	0.084	482.3	244.6
285	10/12/2010 11:00	1100	-3.471	77.9	1.096	146.5	1.024	-13.98	0.774	-0.797	0.223	0.084	482.4	244.7
285	10/12/2010 12:00	1200	-1.894	75.1	1.599	142	25.11	-9.39	0.771	-0.691	0.223	0.084	482	244.3
285	10/12/2010 13:00	1300	-1.405	73.8	1.616	170.2	10.67	-6.465	0.766	-0.597	0.222	0.083	482	244.3
285	10/12/2010 14:00	1400	0.184	66.44	3.446	100.6	7.97	-4.681	0.763	-0.527	0.221	0.082	482.5	244.8
285	10/12/2010 15:00	1500	0.398	65.69	4.396	62.94	5.038	-3.491	0.76	-0.475	0.221	0.083	482.4	244.7
285	10/12/2010 16:00	1600	0.025	66.72	5.426	67.54	-0.58	-2.901	0.759	-0.439	0.221	0.083	482.5	244.8
285	10/12/2010 17:00	1700	-0.489	71.6	5.212	71.5	-1.692	-2.793	0.759	-0.418	0.221	0.081	481.9	244.2
285	10/12/2010 18:00	1800	-1.551	87.5	4.518	67.49	-1.56	-3.021	0.759	-0.41	0.221	0.082	482.5	244.8
285	10/12/2010 19:00	1900	-1.78	90.1	3.66	64.73	-4	-3.326	0.76	-0.405	0.221	0.083	482.4	244.7
285	10/12/2010 20:00	2000	-1.556	87.9	1.971	66.58	-6.171	-3.696	0.763	-0.405	0.221	0.083	482.8	245.1
285	10/12/2010 21:00	2100	-1.741	91.1	0.961	64.67	-5.916	-3.874	0.765	-0.405	0.221	0.087	483.1	245.4
285	10/12/2010 22:00	2200	-1.929	93.8	0.903	45.31	-5.291	-3.869	0.764	-0.405	0.221	0.093	483.6	245.9
285	10/12/2010 23:00	2300	-1.739	90.5	0.826	325.1	-6.63	-3.868	0.766	-0.4	0.221	0.094	483.7	246
285	10/13/2010 0:00	2400	-1.763	91.5	0.625	181.3	-5.332	-3.868	0.766	-0.398	0.221	0.085	483.6	245.9
286	10/13/2010 1:00	100	-1.874	94.3	1.065	113.7	-5.234	-3.868	0.767	-0.396	0.221	0.086	483.9	246.2
286	10/13/2010 2:00	200	-1.537	90.7	1.312	164.2	-6.056	-3.847	0.768	-0.393	0.221	0.089	483.9	246.2
286	10/13/2010 3:00	300	-1.61	91.8	0.57	187.9	-3.214	-3.659	0.769	-0.388	0.221	0.093	484.1	246.4
286	10/13/2010 4:00	400	-1.961	95.3	0.335	286.8	-0.835	-3.639	0.77	-0.384	0.221	0.087	484.3	246.6
286	10/13/2010 5:00	500	-1.935	96.5	0.649	337.6	-1.512	-3.442	0.77	-0.38	0.221	0.096	484.5	246.8
286	10/13/2010 6:00	600	-1.807	96.2	0.171	353.2	-0.174	-3.438	0.77	-0.377	0.222	0.109	484.7	247
286	10/13/2010 7:00	700	-1.779	96.8	0	0	-0.792	-3.305	0.771	-0.372	0.222	0.134	485.6	247.9
286	10/13/2010 8:00	800	-1.484	96.5	0.526	167.3	-1.14	-3.213	0.772	-0.366	0.222	0.137	486	248.3
286	10/13/2010 9:00	900	-1.323	96.2	1.246	230.7	-3.186	-3.011	0.773	-0.361	0.222	0.132	486.2	248.5
286	10/13/2010 10:00	1000	-0.948	91.5	1.685	216.8	-14.73	-2.919	0.773	-0.356	0.222	0.132	486.2	248.5
286	10/13/2010 11:00	1100	-0.692	85.1	1.676	281.3	-33.63	-2.786	0.775	-0.349	0.222	0.131	486.1	248.4
286	10/13/2010 12:00	1200	-0.565	79.5	2.611	254	-55.95	-2.581	0.775	-0.342	0.222	0.133	486	248.3
286	10/13/2010 13:00	1300	-0.392	82.9	2.474	249.8	-134.3	-2.392	0.777	-0.334	0.222	0.132	486.4	248.7
286	10/13/2010 14:00	1400	-0.137	82.9	2.034	261.3	-159.9	-2.14	0.778	-0.325	0.222	0.131	486.5	248.8
286	10/13/2010 15:00	1500	0.319	80.6	1.396	309.6	12.29	-1.874	0.778	-0.319	0.223	0.126	486.8	249.1
286	10/13/2010 16:00	1600	0.961	78	0.731	4.961	-0.822	-1.653	0.778	-0.31	0.222	0.12	486.4	248.7
286	10/13/2010 17:00	1700	1.949	75.5	0.664	116.8	-8.9	-1.502	0.779	-0.303	0.223	0.123	486.4	248.7
286	10/13/2010 18:00	1800	0.24	84.5	0.516	302.3	-17.21	-1.309	0.776	-0.299	0.223	0.124	486.5	248.8
286	10/13/2010 19:00	1900	-0.991	92	0.351	290.3	-17.18	-1.29	0.779	-0.292	0.223	0.125	486.5	248.8
286	10/13/2010 20:00	2000	-1.967	96.4	0.859	326.4	-12.8	-1.582	0.78	-0.292	0.223	0.126	486.5	248.8
286	10/13/2010 21:00	2100	-2.173	97	0.675	198.7	-7.26	-2.097	0.781	-0.298	0.223	0.126	486.5	248.8
286	10/13/2010 22:00	2200	-2.244	97.6	0.552	166.7	-5.681	-2.498	0.783	-0.302	0.223	0.125	486.5	248.8
286	10/13/2010 23:00	2300	-2.512	97.8	0.678	271.2	-4.823	-2.583	0.784	-0.305	0.224	0.125	486.5	248.8
286	10/14/2010 0:00	2400	-2.385	97.7	1.171	282.2	-5.673	-2.649	0.786	-0.305	0.224	0.125	486.5	248.8
287	10/14/2010 1:00	100	-2.55	97.4	0.619	282.2	-6.775	-2.582	0.787	-0.305	0.224	0.125	486.5	248.8
287	10/14/2010 2:00	200	-2.472	97.2	1.041	246.9	-9.21	-2.578	0.787	-0.304	0.224	0.126	486.5	248.8
287	10/14/2010 3:00	300	-2.019	96.1	1.52	74.9	-8.25	-2.578	0.788	-0.302	0.225	0.127	486.6	248.9
287	10/14/2010 4:00	400	-2.211	95.4	1.511	352	-7.1	-2.578	0.788	-0.301	0.225	0.126	486.4	248.7
287	10/14/2010 5:00	500	-1.702	92.6	3.492	50.13	-13.55	-2.578	0.791	-0.298	0.225	0.128	486.7	249
287	10/14/2010 6:00	600	-1.55	89.4	3.993	48.4	-24.17	-2.578	0.792	-0.296	0.225	0.128	486.7	249
287	10/14/2010 7:00	700	-1.751	92.4	2.799	47.27	-8.41	-2.463	0.794	-0.293	0.225	0.128	487	249.3
287	10/14/2010 8:00	800	-2.32	95.6	1.18	313.4	-7.77	-2.364	0.793	-0.293	0.226	0.131	487.1	249.4
287	10/14/2010 9:00	900	-2.209	94.5	1.17	348.1	-10.57	-2.364	0.794	-0.291	0.226	0.126	487.2	249.5
287	10/14/2010 10:00	1000	-2.387	95.4	1.31	311.1	-7.54	-2.364	0.794	-0.29	0.226	0.124	487.2	249.5

Faro Meteorological Data
January 01 - December 31, 2010

Faro Climate Station - 2010 data

Note: Cumulative precipitation is calculated in column 'V', while raw instrument numbers are seen in column 'U'. -0.1

Julian Day	Date	Hr	Tair	RH %	WindV	WindD	NetRad	SoilHF	SoilT2	SoilT3	Soil W	SnoD	Precip	Precip (rev)
287	10/14/2010 11:00	1100	-1.887	93.8	0.78	314.9	-14.49	-2.364	0.796	-0.288	0.226	0.123	487.2	249.5
287	10/14/2010 12:00	1200	-1.787	93.8	1.528	283.3	-12.12	-2.364	0.798	-0.286	0.226	0.126	487.2	249.5
287	10/14/2010 13:00	1300	-1.138	91.8	1.744	282.5	-20.85	-2.208	0.799	-0.283	0.226	0.124	487.4	249.7
287	10/14/2010 14:00	1400	-0.632	87.3	1.756	283.6	-8.42	-2.074	0.801	-0.277	0.226	0.123	487.4	249.7
287	10/14/2010 15:00	1500	-0.565	87.4	1.334	274	-6.988	-1.918	0.802	-0.273	0.226	0.126	487.2	249.5
287	10/14/2010 16:00	1600	-0.85	87.3	1.472	277.2	-12.29	-1.72	0.803	-0.269	0.226	0.126	487.4	249.7
287	10/14/2010 17:00	1700	-1.161	91.9	1.273	258.9	-7.1	-1.618	0.803	-0.266	0.226	0.121	487.5	249.8
287	10/14/2010 18:00	1800	-2.134	95.2	1.628	267.5	-4.831	-1.504	0.803	-0.262	0.226	0.117	488	250.3
287	10/14/2010 19:00	1900	-3.089	93.1	2.674	269.1	-5.741	-1.504	0.803	-0.26	0.227	0.145	488.2	250.5
287	10/14/2010 20:00	2000	-3.767	91.6	2.88	248.8	-4.814	-1.504	0.804	-0.257	0.227	0.151	488.3	250.6
287	10/14/2010 21:00	2100	-4.228	92.3	2.065	230.1	-4.514	-1.504	0.805	-0.256	0.227	0.15	488.4	250.7
287	10/14/2010 22:00	2200	-4.455	92.3	1.804	246.3	-4.541	-1.536	0.805	-0.255	0.227	0.149	488.4	250.7
287	10/14/2010 23:00	2300	-4.677	92.4	1.627	240.8	-3.548	-1.718	0.806	-0.256	0.228	0.147	488.5	250.8
287	10/15/2010 0:00	2400	-5.055	91.5	2.75	254	-4.273	-1.793	0.807	-0.256	0.228	0.147	488.3	250.6
288	10/15/2010 1:00	100	-5.311	88.9	2.107	241.5	-6	-1.934	0.808	-0.257	0.228	0.148	488.5	250.8
288	10/15/2010 2:00	200	-5.558	89.3	1.919	231.9	-6.69	-2.06	0.808	-0.258	0.228	0.149	488.6	250.9
288	10/15/2010 3:00	300	-5.703	88.8	1.552	264.6	-7.97	-2.151	0.809	-0.259	0.228	0.15	488.6	250.9
288	10/15/2010 4:00	400	-5.693	86.8	2.629	276.1	-8.16	-2.346	0.81	-0.26	0.229	0.151	488.7	251
288	10/15/2010 5:00	500	-5.752	85.4	1.567	281.6	-8.58	-2.442	0.811	-0.261	0.229	0.15	488.6	250.9
288	10/15/2010 6:00	600	-5.749	84.9	1.082	305.2	-8.91	-2.579	0.812	-0.264	0.229	0.149	488.6	250.9
288	10/15/2010 7:00	700	-5.594	83	1.056	237.8	-10.56	-2.738	0.812	-0.265	0.229	0.147	488.7	251
288	10/15/2010 8:00	800	-5.647	86.7	0.695	118.7	-6.54	-2.797	0.813	-0.266	0.229	0.147	488.8	251.1
288	10/15/2010 9:00	900	-5.895	90.1	0.814	100	-7.1	-2.999	0.814	-0.268	0.229	0.144	488.9	251.2
288	10/15/2010 10:00	1000	-5.671	90.8	1.175	66.06	-8.82	-3.009	0.815	-0.27	0.229	0.144	488.9	251.2
288	10/15/2010 11:00	1100	-4.584	87.2	1.04	92.6	-19.59	-3.033	0.816	-0.27	0.229	0.15	489.1	251.4
288	10/15/2010 12:00	1200	-3.714	85.1	0.73	133	-27.82	-3.002	0.818	-0.267	0.23	0.153	489.2	251.5
288	10/15/2010 13:00	1300	-3.474	85.9	1.27	158.2	-35.05	-2.79	0.82	-0.263	0.23	0.156	489.3	251.6
288	10/15/2010 14:00	1400	-2.673	81.6	1.955	159.8	-44.57	-2.569	0.823	-0.259	0.23	0.155	489.4	251.7
288	10/15/2010 15:00	1500	-2.099	77.1	2.176	176.1	-73.1	-2.36	0.825	-0.254	0.23	0.153	489.4	251.7
288	10/15/2010 16:00	1600	-1.006	71.3	2.295	207.2	-67.33	-2.156	0.827	-0.249	0.23	0.144	489.4	251.7
288	10/15/2010 17:00	1700	-1.004	71	1.472	215.9	16.58	-2.038	0.828	-0.247	0.23	0.139	489.4	251.7
288	10/15/2010 18:00	1800	-2.644	77.3	0.841	209.3	-13.84	-1.934	0.826	-0.246	0.23	0.138	489.4	251.7
288	10/15/2010 19:00	1900	-3.28	81.7	0.656	163.5	-6.712	-1.787	0.827	-0.244	0.23	0.14	489.4	251.7
288	10/15/2010 20:00	2000	-3.707	86.2	1.325	177.6	-12.74	-1.719	0.827	-0.242	0.23	0.137	489.4	251.7
288	10/15/2010 21:00	2100	-3.928	87	1.069	167.4	-14.37	-1.719	0.828	-0.24	0.23	0.137	489.3	251.6
288	10/15/2010 22:00	2200	-3.976	86.8	0.864	183.1	-18.48	-1.719	0.829	-0.239	0.23	0.133	489.4	251.7
288	10/15/2010 23:00	2300	-4.302	89.2	1.132	125.1	-15.6	-1.765	0.83	-0.239	0.23	0.134	489.4	251.7
288	10/16/2010 0:00	2400	-5.183	89.5	1.878	28.68	-17.62	-1.936	0.83	-0.241	0.23	0.133	489.3	251.6
289	10/16/2010 1:00	100	-5.362	87.8	1.966	20.51	-28.11	-2.146	0.83	-0.241	0.23	0.131	489.3	251.6
289	10/16/2010 2:00	200	-5.977	92.4	1.101	321.8	-7.6	-2.358	0.831	-0.243	0.231	0.132	489.3	251.6
289	10/16/2010 3:00	300	-5.905	91.3	0.562	72.9	-12.67	-2.552	0.833	-0.245	0.231	0.129	489.3	251.6
289	10/16/2010 4:00	400	-5.621	91.7	0.524	76.4	-9.04	-2.738	0.833	-0.246	0.231	0.13	489.3	251.6
289	10/16/2010 5:00	500	-6.125	92.5	0.614	292.5	-20.44	-2.884	0.834	-0.249	0.231	0.13	489.3	251.6
289	10/16/2010 6:00	600	-6.573	92.6	0.852	309.1	-20.37	-3.011	0.833	-0.252	0.231	0.126	489.3	251.6
289	10/16/2010 7:00	700	-6.39	91.8	1.301	72.5	-6.215	-3.226	0.835	-0.254	0.231	0.128	489.3	251.6
289	10/16/2010 8:00	800	-5.925	89.6	0.732	322.1	-4.596	-3.485	0.837	-0.255	0.231	0.13	489.4	251.7
289	10/16/2010 9:00	900	-5.906	90.1	0.826	209.3	-11.84	-3.654	0.837	-0.259	0.231	0.133	489.4	251.7
289	10/16/2010 10:00	1000	-5.805	89.4	0.285	212.2	-8.8	-3.654	0.838	-0.26	0.231	0.132	489.4	251.7
289	10/16/2010 11:00	1100	-6.066	89.4	0.957	259.6	-6.309	-3.654	0.839	-0.26	0.231	0.131	489.4	251.7
289	10/16/2010 12:00	1200	-5.162	86.3	0.843	283.1	-4.304	-3.65	0.841	-0.258	0.231	0.133	489.4	251.7
289	10/16/2010 13:00	1300	-3.563	79.4	0.433	282.1	-19.13	-3.42	0.844	-0.254	0.231	0.13	489.5	251.8
289	10/16/2010 14:00	1400	-1.942	73.9	0.202	330	-27.19	-3.14	0.847	-0.249	0.231	0.126	489.5	251.8
289	10/16/2010 15:00	1500	-2.466	77.7	0.655	314.6	-7.26	-2.863	0.847	-0.245	0.231	0.129	489.5	251.8
289	10/16/2010 16:00	1600	-1.884	77.1	0.496	319.3	-9.27	-2.59	0.847	-0.243	0.231	0.127	489.5	251.8
289	10/16/2010 17:00	1700	-2.17	80.7	0.723	210.8	-11.53	-2.365	0.847	-0.24	0.23	0.127	489.5	251.8
289	10/16/2010 18:00	1800	-2.74	85.2	0.882	243.9	-7.89	-2.219	0.847	-0.238	0.23	0.127	489.4	251.7
289	10/16/2010 19:00	1900	-3.498	91.4	0.653	299.5	-4.867	-2.149	0.847	-0.236	0.23	0.131	489.5	251.8
289	10/16/2010 20:00	2000	-3.412	92.9	0.519	54.12	-5.878	-2.149	0.847	-0.235	0.23	0.133	489.5	251.8
289	10/16/2010 21:00	2100	-3.613	94.4	0.777	155.6	-7.54	-2.149	0.848	-0.233	0.23	0.131	489.5	251.8
289	10/16/2010 22:00	2200	-3.715	95	0.316	144.7	-6.089	-2.149	0.849	-0.232	0.23	0.124	489.5	251.8
289	10/16/2010 23:00	2300	-3.811	94.8	0.959	108.3	-8.27	-2.149	0.849	-0.232	0.231	0.125	489.5	251.8
289	10/17/2010 0:00	2400	-3.763	94.3	0.812	55.96	-7.66	-2.149	0.85	-0.232	0.231	0.127	489.5	251.8
290	10/17/2010 1:00	100	-3.613	92	0.524	27.03	-10.32	-2.208	0.851	-0.232	0.231	0.13	489.6	251.9
290	10/17/2010 2:00	200	-3.853	92.2	1.2	111.4	-9.97	-2.362	0.851	-0.232	0.231	0.134	489.6	251.9
290	10/17/2010 3:00	300	-3.729	90.5	0.919	100.4	-7.98	-2.364	0.852	-0.23	0.231	0.129	489.6	251.9
290	10/17/2010 4:00	400	-3.637	90.4	0.566	79.1	-5.204	-2.364	0.853	-0.23	0.231	0.131	489.7	252
290	10/17/2010 5:00	500	-3.758	92.2	0.66	107.3	-5.014	-2.364	0.854	-0.23	0.231	0.131	489.7	252
290	10/17/2010 6:00	600	-3.281	88.9	0.717	161.6	-6.781	-2.364	0.856	-0.23	0.231	0.131	489.7	252
290	10/17/2010 7:00	700	-2.941	85.9	1.405	153.7	-9.02	-2.365	0.856	-0.229	0.231	0.129	489.6	251.9
290	10/17/2010 8:00	800	-2.917	84.5	1.043	114.6	-8.54	-2.374	0.857	-0.229	0.231	0.127	489.7	252
290	10/17/2010 9:00	900	-3.033	83.6	0.889	112	-11.07	-2.428	0.858	-0.228	0.231	0.124	489.7	252
290	10/17/2010 10:00	1000	-3.242	83.6	1.106	92.8	-14.71	-2.539	0.857	-0.228	0.231	0.127	489.7	252
290	10/17/2010 11:00	1100	-2.27	76.5	1.042	47.43	-14.07	-2.578	0.859	-0.228	0.231	0.118	489.7	252
290	10/17/2010 12:00	1200	-1.454	73.2	0.834	94.6	-28.55	-2.579	0.861	-0.226	0.231	0.126	489.7	252
290	10/17/2010 13:00	1300	-0.722	73.3	1.854	150	-56.71	-2.578	0.864	-0.225	0.231	0.136	489.9	252.2
290	10/17/2010 14:00	1400	-0.774	75.2	2.815	160	-47.33	-2.578	0.865	-0.224	0.231	0.137	489.8	252.1
290	10/17/2010 15:00	1500	-0.065	73.9	1.688	141.9	-9.28	-2.578	0.865	-0.223	0.231	0.135	489.8	252.1
290	10/17/2010 16:00	1600	0.067	74.9	2.14	160.9	-1.428	-2.49	0.866	-0.221	0.231	0.127	489.9	252.2
290	10/17/2010 17:00	1700	-0.327	79	2.148	163.8	-0.653	-2.363	0.865	-0.221	0.231	0.135	489.7	252
290	10/17/2010 18:00	1800	-0.163	78.5	1.451	168.6	-6.896	-2.363	0.867	-0.218	0.231	0.135	489.7	252
290	10/17/2010 19:00	1900	-0.414	80.6	1.792	156.7	-6.849	-2.362	0.867	-0.218	0.231	0.137	490	252.3
290	10/17/2010 20:00	2000	-0.613	84.6	1.572	145	-5.58	-2.239	0.867	-0.217	0.231	0.135	489.8	252.1
290	10/17/2010 21:00	2100	-0.16	82.5	1.634	143.5	-5.234	-2.15	0.869	-0.214	0.231	0.132	489.9	252.2
290	10/17/2010 22:00	2200	-0.124	84.3	2.496	146.2	-6.532	-2.148	0.869	-0.213	0.231	0.131	490	252.3
290	10/17/2010 23:00	2300	0.002	85	3.138	146.7	-10.85	-2.149	0.87	-0.213	0.231	0.133	489.9	252.2
290	10/18/2010 0:00	2400	0.158	85.2	3.292	154	-6.731	-2.15	0.871	-0.211	0.231	0.134	490	252.3
291	10/18/2010 1:00	100	0.187	86.5	3.324	145.2	-4.447	-2.215	0.872	-0.21	0.231	0.127	489.9	252.2
291	10/18/2010 2:00	200	0.284	86.5	4.818	143.4	-4.437	-2.339	0.873	-0.209	0.231	0.134	490.1	252.4
291	10/18/2010 3:00	300	0.314	88.4	4.908	155	-3.758	-2.363	0.875	-0.208	0.231	0.106	490.1	252.4
291	10/18/2010 4:00	400	0.556	88.6	4.376	157.1	-6.438	-2.363	0.877	-0.206	0.231	0.133	490.3	252.6
291	10/18/2010 5:00	500	0.69	86	3.867	157.7	-17.2	-2.363	0.877	-0.206	0.231	0.123	490.1	252.4
291	10/18/2010 6:00	600	0.492	85.6	3.748	156.7	-51.94	-2.363	0.878	-0.205	0.231	0.13	490.4	252.7
291	10/18/2010 7:00	700	0.514	84.3	2.898	141.3	-56.7	-2.363	0.879	-0.204	0.231	0.131	490	252.3
291	10/18/2010 8:00	800	0.654	81.7	1.711	138.7	-49.54	-2.363	0.879	-0.203	0.231	0.132	490.2	252.5
291	10/18/2010 9:00	900	1.246	78.8	2.381	141.7	-46.36	-2.366	0.881	-0.201	0.231	0.135	490.4	252.7
291	10/18/2010 10:00	1000	1.974	77	3.559	163.3	-36.02	-2.427	0.883	-0.199	0.232	0.124	490.4	252.7
291	10/18/2010 11:00	1100	2.154	80.4	4.345	164.9	-19.88	-2.57	0.884	-0.198	0.232	0.14	490.2	252.5
291	10/18/2010 12:00	1200	0.458	90.8	5.897	193.9	-10.94	-2.578	0.883	-0.198	0.232	0.145	489.8	252.1
291	10/18/2010 13:00	1300	0.082	86	4.203	226	-6.188	-2.578	0.885	-0.196	0.232	0.143	491	253.3
291	10/18/2010 14:00	1400	1.289	76.7	2.032	186.5	-19.02	-2.578	0.887	-0.194	0.232	0.141	491.5	253.8
291	10/18/2010 15:00	1500	2.278	61.8	3.737	230.7	-34.23	-2.58	0.889	-0.193	0.232	0.142	490.3	252.6
291	10/18/2010 16:00	1600	2.426	58.13	3.774	231.2	-17.14	-2.651	0.888	-0.193	0.232	0.146	490.8	253.1
291	10/18/2010 17:00	1700	1.59	63.53	2.481	217.1	-10.17	-2.775	0.888	-0.193	0.232	0.145	490.8	253.1
291	10/18/2010 18:00	1800	1.374	60.22	5.22	227.8	-11.45	-2.793	0.89	-0.191	0.232	0.148	490.7	253
291	10/18/2010 19:00	1900	1.066	55.33	6.805	228.9	-13.98	-2.793	0.892	-0.189	0.232	0.138	490.6	252.9
291	10/18/2010 20:00	2000	0.639	57.91	4.351	223.7	-12.06	-2.793	0.894	-0.186	0.232	0.14	490.6	252.9
291	10/18/2010 21:00	2100	0.167	60.6	4.054	220.2	-15.61	-2.793	0.896	-0.184	0.232	0.139	490.7	253
291	10/18/2010 22:00	2200	0.468	57.4	3.033	233	-13.45	-2.793	0.898	-0.181	0.233	0.139	490.8	253.1
291	10/18/2010 23:00	2300	0.064	60.76	2.324	224.9	-10.22	-2.793	0.899	-0.18	0.233	0.139	490.7	253
291	10/19/2010 0:00	2400	0.575	59.94	5.107	242.1	-9.51	-2.793	0.9	-0.179	0.233	0.138	490.8	253.1
292	10/19/2010 1:00	100	0.63	61.56	5.356	248.9	-10.15	-2.793	0.902	-0.176	0.233	0.138	490.5	252.8
292	10/19/2010 2:00	200	0.441	63.84	5.406	255.2	-13.1	-2.793	0.903	-0.175	0.233	0.138	490.6	252.9
292	10/19/2010 3:00	300	0.02	68.91	5.744	250.5	-10.65	-2.793	0.904	-0.174	0.233	0.137	491.1	253.4
292	10/19/2010 4:00	400	0.09	66.75	7.59	248.2	-19.12	-2.793	0.906	-0.172	0.233	0.136	490.5	252.8
292	10/19/2010 5:00	500	-0.076	66.56	7.77	247.4	-17.57	-2.793	0.906	-0.171	0.233	0.136	490.3	252.6
292	10/19/2010 6:00	600	-0.428	69.36	6.568	250.7	-14.29	-2.793	0.908	-0.17	0.233	0.136	490.1	252.4
292	10/19/2010 7:00	700	-0.782	71.8	3.927	265.1	-14.19	-2.793	0.907	-0.169	0.233	0.135	490.3	252.6
292	10/19/2010 8:00	800	-0.895	71.4	4.356	272.8	-9.33	-2.793	0.909	-0.167	0.234	0.135	490.8	253.1
292	10/19/2010 9:00	900	-0.907	69.72	4.845	269	-8.8	-2.793	0.911	-0.166	0.233	0.134	490.6	252.9
292	10/19/2010 10:00	1000	-0.87	67.95	2.049	272.1	-9.48	-2.793	0.913	-0.164	0.233	0.134	490.7	253
292	10/19/2010 11:00	1100	-0.727	65.71	3.824	256.7	-7.88	-2.793	0.914	-0.161	0.233	0.132	490.8	253.1
292	10/19/2010 12:00	1200	-0.472	64.64	4.314	259.1	0.922	-2.793	0.915	-0.16	0.233	0.131	490.8	253.1
292	10/19/2010 13:00	1300	-0.418	64.54	3.016	260.4	-0.916	-2.793	0.916	-0.158	0.234	0.131	490.6	252.9
292	10/19/2010 14:00	1400	-0.139	64.5	2.931	254	5.785	-2.758	0.918	-0.156	0.234	0.13	491.1	253.4
292	10/19/2010 15:00	1500	-0.057	63.68	3.958	262.8	0.093	-2.628	0.919	-0.154	0.234	0.13	490.8	253.1

Faro Meteorological Data
January 01 - December 31, 2010

Faro Climate Station - 2010 data

Note: Cumulative precipitation is calculated in column 'V', while raw instrument numbers are seen in column 'U'. -0.1

Julian Day	Date	Hr	Tair	RH %	WindV	WindD	NetRad	SoilHF	SoilT2	SoilT3	Soil W	SnoD	Precip	Precip (rev)
292	10/19/2010 16:00	1600	0.487	60.83	4.071	256.6	4.859	-2.58	0.92	-0.152	0.234	0.129	490	252.3
292	10/19/2010 17:00	1700	0.434	61.55	4.193	255.4	-11.95	-2.578	0.921	-0.151	0.234	0.129	490.8	253.1
292	10/19/2010 18:00	1800	0.314	60.8	3.524	256.5	-27.14	-2.723	0.922	-0.149	0.234	0.129	490.7	253
292	10/19/2010 19:00	1900	-0.413	63.55	2.291	251.9	-39.95	-2.927	0.922	-0.148	0.234	0.131	490.7	253
292	10/19/2010 20:00	2000	-1.441	67.33	0.818	25.37	-34.33	-3.097	0.921	-0.148	0.234	0.129	490.6	252.9
292	10/19/2010 21:00	2100	-1.475	67.84	1.052	332	-30.55	-3.223	0.922	-0.145	0.235	0.128	490.6	252.9
292	10/19/2010 22:00	2200	-1.667	67.12	0.835	318.3	-30.61	-3.223	0.922	-0.145	0.235	0.128	490.6	252.9
292	10/19/2010 23:00	2300	-1.382	64.57	1.344	199.4	-41.1	-3.223	0.923	-0.143	0.235	0.13	490.6	252.9
292	10/20/2010 0:00	2400	-1.793	66.57	0.862	95.7	-37.46	-3.223	0.925	-0.141	0.235	0.134	490.6	252.9
293	10/20/2010 1:00	100	-2.697	70.6	1.113	94.2	-39.5	-3.223	0.924	-0.142	0.235	0.128	490.6	252.9
293	10/20/2010 2:00	200	-2.941	71.7	1.358	188.7	-40.89	-3.218	0.925	-0.142	0.235	0.128	490.6	252.9
293	10/20/2010 3:00	300	-2.986	71.8	1.233	354.3	-37.16	-3.172	0.925	-0.141	0.234	0.127	490.6	252.9
293	10/20/2010 4:00	400	-4.789	79	1.515	45.5	-39.86	-3.111	0.925	-0.144	0.234	0.125	490.5	252.8
293	10/20/2010 5:00	500	-4.792	78.3	1.838	36.99	-41.56	-3.039	0.923	-0.146	0.234	0.128	490.5	252.8
293	10/20/2010 6:00	600	-5.06	79.8	1.779	40.6	-29.93	-3.012	0.923	-0.148	0.234	0.129	490.6	252.9
293	10/20/2010 7:00	700	-4.545	78.7	1.704	36.23	-21.69	-3.009	0.923	-0.15	0.234	0.129	490.6	252.9
293	10/20/2010 8:00	800	-4.278	79	1.552	36.59	-22.15	-3.009	0.922	-0.152	0.234	0.129	490.6	252.9
293	10/20/2010 9:00	900	-4.072	79.6	1.418	32.61	-17.51	-3.009	0.921	-0.155	0.233	0.129	490.6	252.9
293	10/20/2010 10:00	1000	-3.583	78.2	1.564	24.94	-10.01	-3.009	0.92	-0.157	0.233	0.129	490.6	252.9
293	10/20/2010 11:00	1100	-2.826	74.2	1.164	80.7	-3.434	-3.009	0.919	-0.158	0.233	0.125	490.7	253
293	10/20/2010 12:00	1200	-1.009	64.66	1.116	93.8	-18.14	-3.008	0.919	-0.157	0.232	0.118	490.7	253
293	10/20/2010 13:00	1300	2.497	49.43	0.882	76.2	-3.254	-3.008	0.92	-0.154	0.232	0.117	490.7	253
293	10/20/2010 14:00	1400	0.685	58.26	1.397	130.9	8.8	-3.008	0.919	-0.153	0.232	0.125	490.8	253.1
293	10/20/2010 15:00	1500	1.288	56.52	1.148	98.5	0.009	-3.008	0.92	-0.151	0.232	0.12	490.7	253
293	10/20/2010 16:00	1600	0.683	61.06	2.531	181.3	-5.186	-3.008	0.917	-0.151	0.232	0.126	490.8	253.1
293	10/20/2010 17:00	1700	-0.55	66.72	1.923	174.3	-14.92	-3.008	0.916	-0.151	0.232	0.126	490.7	253
293	10/20/2010 18:00	1800	-0.662	67.3	2.442	166.9	-24.03	-3.008	0.92	-0.144	0.232	0.126	490.8	253.1
293	10/20/2010 19:00	1900	-2.203	71.5	2.742	160.7	-57.52	-3.008	0.918	-0.145	0.232	0.129	490.9	253.2
293	10/20/2010 20:00	2000	-3.361	74.1	1.691	103.4	-50.52	-3.008	0.918	-0.144	0.232	0.123	490.7	253
293	10/20/2010 21:00	2100	-5.723	81.2	0.802	68.24	-26.76	-3.009	0.916	-0.147	0.232	0.129	490.6	252.9
293	10/20/2010 22:00	2200	-4.453	77.5	0.693	62.96	-9.74	-3.009	0.916	-0.149	0.232	0.127	490.7	253
293	10/20/2010 23:00	2300	-4.295	77.8	1.021	90.8	-5.969	-3.009	0.917	-0.153	0.232	0.128	490.7	253
293	10/21/2010 0:00	2400	-3.981	75.4	1.099	165.9	-8.04	-3.008	0.917	-0.157	0.232	0.128	490.7	253
294	10/21/2010 1:00	100	-4.246	73.7	0.884	169.5	-8.73	-3.009	0.915	-0.162	0.232	0.128	490.7	253
294	10/21/2010 2:00	200	-4.427	72	0.677	143.6	-8.15	-3.009	0.913	-0.163	0.231	0.128	490.7	253
294	10/21/2010 3:00	300	-4.631	72.9	0.945	79.6	-16.88	-3.009	0.912	-0.165	0.231	0.125	490.7	253
294	10/21/2010 4:00	400	-5.59	76.9	0.306	37.87	-36.68	-3.009	0.908	-0.169	0.231	0.122	490.6	252.9
294	10/21/2010 5:00	500	-6.944	84.5	1.011	34.18	-39.5	-3.009	0.903	-0.173	0.231	0.127	490.6	252.9
294	10/21/2010 6:00	600	-7.04	81.3	2.229	25.33	-46.72	-3.009	0.903	-0.175	0.231	0.125	490.5	252.8
294	10/21/2010 7:00	700	-7.56	81.5	1.919	10.09	-41.86	-3.009	0.901	-0.179	0.231	0.127	490.5	252.8
294	10/21/2010 8:00	800	-7.52	81.5	1.694	4.294	-13.74	-3.01	0.898	-0.186	0.231	0.128	490.6	252.9
294	10/21/2010 9:00	900	-7.72	84.7	1.327	37.51	-21.45	-3.026	0.895	-0.192	0.23	0.127	490.8	253.1
294	10/21/2010 10:00	1000	-6.877	81	0.94	310.1	-9.65	-3.096	0.892	-0.197	0.23	0.126	490.6	252.9
294	10/21/2010 11:00	1100	-5.633	77.8	0.702	22.48	-5.516	-3.206	0.889	-0.202	0.23	0.126	490.6	252.9
294	10/21/2010 12:00	1200	-5.046	74.7	0.709	254.7	-1.327	-3.19	0.888	-0.203	0.23	0.126	490.7	253
294	10/21/2010 13:00	1300	-4.762	79.9	0.662	276.1	-13.13	-3.044	0.887	-0.203	0.23	0.125	490.8	253.1
294	10/21/2010 14:00	1400	-2.359	71.1	0.252	187.9	-34.8	-3.009	0.887	-0.202	0.229	0.113	490.8	253.1
294	10/21/2010 15:00	1500	3.096	48.36	0.465	72	-23.53	-3.008	0.889	-0.197	0.229	0.117	490.9	253.2
294	10/21/2010 16:00	1600	-1.087	60.91	0.858	294.3	-18.94	-3.008	0.886	-0.195	0.229	0.122	490.8	253.1
294	10/21/2010 17:00	1700	-2.446	72.1	1.742	277.8	-39.07	-2.988	0.886	-0.192	0.229	0.122	490.9	253.2
294	10/21/2010 18:00	1800	-3.584	76.9	0.632	284.5	-33.74	-3.002	0.884	-0.193	0.229	0.117	490.8	253.1
294	10/21/2010 19:00	1900	-4.791	79	1.749	21.6	-36.17	-3.009	0.881	-0.2	0.228	0.125	490.7	253
294	10/21/2010 20:00	2000	-5.813	79.2	2.05	24.95	-43.11	-3.135	0.88	-0.209	0.229	0.125	490.8	253.1
294	10/21/2010 21:00	2100	-6.365	80.6	2.684	23.01	-27.74	-3.223	0.877	-0.216	0.228	0.125	490.8	253.1
294	10/21/2010 22:00	2200	-5.938	81	1.451	11.09	-9.64	-3.224	0.873	-0.222	0.228	0.126	490.8	253.1
294	10/21/2010 23:00	2300	-5.613	82.3	0.473	27.11	-8.7	-3.224	0.872	-0.226	0.228	0.125	490.8	253.1
294	10/22/2010 0:00	2400	-5.709	84.7	0.397	63.04	-31.07	-3.224	0.869	-0.231	0.228	0.121	490.8	253.1
295	10/22/2010 1:00	100	-7.38	87.1	0.715	11.71	-41.06	-3.224	0.864	-0.237	0.227	0.124	490.7	253
295	10/22/2010 2:00	200	-7.7	83	1.997	10.95	-48.83	-3.224	0.863	-0.24	0.227	0.123	490.7	253
295	10/22/2010 3:00	300	-8.27	82.8	1.815	4.109	-47.81	-3.388	0.861	-0.248	0.227	0.121	490.7	253
295	10/22/2010 4:00	400	-8.61	84.8	1.031	334.2	-41.52	-3.564	0.856	-0.261	0.227	0.123	490.7	253
295	10/22/2010 5:00	500	-9.03	87.2	0.964	347.8	-38.17	-3.847	0.853	-0.275	0.227	0.123	490.6	252.9
295	10/22/2010 6:00	600	-9.26	87.4	0.99	311.4	-39.73	-4.279	0.848	-0.293	0.226	0.121	490.6	252.9
295	10/22/2010 7:00	700	-9.27	87.3	0.863	346.3	-36.33	-4.884	0.842	-0.316	0.226	0.121	490.6	252.9
295	10/22/2010 8:00	800	-9.45	88.7	0.624	253.5	-37.15	-5.721	0.836	-0.341	0.226	0.119	490.6	252.9
295	10/22/2010 9:00	900	-9.78	88.2	1.005	305.7	-34.43	-7.3	0.828	-0.369	0.226	0.119	490.6	252.9
295	10/22/2010 10:00	1000	-9.24	85.4	0.58	329.9	-29.86	-9.19	0.822	-0.398	0.225	0.114	490.7	253
295	10/22/2010 11:00	1100	-6.756	72.6	0.616	302	-18.98	-10.18	0.82	-0.424	0.225	0.115	490.8	253.1
295	10/22/2010 12:00	1200	-5.102	66.7	0.853	180	-21.18	-10.43	0.812	-0.451	0.225	0.115	490.8	253.1
295	10/22/2010 13:00	1300	-1.87	55.55	0.836	116.2	-16.67	-9.58	0.808	-0.46	0.224	0.117	490.7	253
295	10/22/2010 14:00	1400	-2.283	56.19	3.593	143	-22.72	-8.2	0.803	-0.453	0.224	0.122	490.9	253.2
295	10/22/2010 15:00	1500	-2.899	55.11	5.668	137.5	-34.73	-6.687	0.796	-0.435	0.223	0.122	490.8	253.1
295	10/22/2010 16:00	1600	-3.302	57.9	4.625	138.2	-49.94	-5.734	0.79	-0.417	0.223	0.125	490.8	253.1
295	10/22/2010 17:00	1700	-2.868	54.89	3.489	119.1	-46.36	-5.572	0.786	-0.409	0.223	0.124	490.8	253.1
295	10/22/2010 18:00	1800	-3.772	57.42	2.725	111.9	-53.59	-5.851	0.781	-0.416	0.223	0.124	490.8	253.1
295	10/22/2010 19:00	1900	-5.62	64.94	2.059	94.3	-54.37	-6.877	0.776	-0.441	0.222	0.125	490.8	253.1
295	10/22/2010 20:00	2000	-6.76	71.3	1.983	42.54	-51.79	-8.35	0.771	-0.476	0.222	0.125	490.8	253.1
295	10/22/2010 21:00	2100	-6.568	69.11	2.151	94.7	-47.37	-9.16	0.768	-0.507	0.222	0.129	490.8	253.1
295	10/22/2010 22:00	2200	-6.564	67.87	2.388	92.4	-52.66	-9.66	0.764	-0.535	0.221	0.125	490.7	253
295	10/22/2010 23:00	2300	-6.233	67.01	3.018	112.3	-50.77	-9.94	0.759	-0.558	0.221	0.126	490.8	253.1
295	10/23/2010 0:00	2400	-6.114	67.14	2.811	122.6	-51.75	-10.05	0.753	-0.578	0.221	0.126	490.8	253.1
296	10/23/2010 1:00	100	-6.919	71	2.086	140.9	-53	-9.94	0.744	-0.594	0.221	0.127	490.8	253.1
296	10/23/2010 2:00	200	-7.29	73.5	2.775	145.1	-57.85	-10.31	0.738	-0.616	0.22	0.126	490.8	253.1
296	10/23/2010 3:00	300	-8.17	74.7	1.787	92.2	-52.23	-10.64	0.731	-0.641	0.22	0.128	490.7	253
296	10/23/2010 4:00	400	-7.74	71.8	1.41	74.5	-49.22	-11.07	0.727	-0.666	0.22	0.126	490.7	253
296	10/23/2010 5:00	500	-8.31	74.6	2.348	49.44	-50.08	-11.5	0.723	-0.694	0.22	0.128	490.7	253
296	10/23/2010 6:00	600	-8.13	73.6	2.033	64.8	-50.67	-11.61	0.716	-0.721	0.219	0.127	490.7	253
296	10/23/2010 7:00	700	-8.43	75.6	2.339	36.09	-38.54	-11.61	0.707	-0.743	0.219	0.127	490.7	253
296	10/23/2010 8:00	800	-7.56	73.1	2.212	51.83	-8.89	-11.25	0.7	-0.759	0.218	0.129	490.7	253
296	10/23/2010 9:00	900	-6.54	70.5	1.794	45.6	-9.51	-10	0.69	-0.751	0.218	0.128	490.8	253.1
296	10/23/2010 10:00	1000	-5.881	68.59	1.649	85.4	-15.96	-8.81	0.684	-0.726	0.218	0.126	490.8	253.1
296	10/23/2010 11:00	1100	-5.216	67.85	1.321	63.84	0.917	-8	0.679	-0.703	0.217	0.126	490.8	253.1
296	10/23/2010 12:00	1200	-4.258	65.02	0.76	182.4	2.862	-6.905	0.674	-0.67	0.217	0.126	490.8	253.1
296	10/23/2010 13:00	1300	-4.501	69.3	3.841	163.1	11.66	-5.759	0.67	-0.627	0.216	0.127	490.8	253.1
296	10/23/2010 14:00	1400	-4.058	69.74	2.613	169.5	10.58	-5.112	0.666	-0.593	0.216	0.127	490.8	253.1
296	10/23/2010 15:00	1500	-3.747	69.88	2.767	169.2	-1.35	-4.509	0.665	-0.564	0.216	0.127	490.8	253.1
296	10/23/2010 16:00	1600	-3.857	71.8	2.191	176.6	1.366	-4.294	0.664	-0.543	0.216	0.127	490.8	253.1
296	10/23/2010 17:00	1700	-3.792	71.4	1.608	180.9	-24.57	-4.147	0.662	-0.531	0.216	0.126	490.8	253.1
296	10/23/2010 18:00	1800	-4.696	74.5	2.751	159.7	-44.14	-4.699	0.661	-0.535	0.216	0.127	490.8	253.1
296	10/23/2010 19:00	1900	-5.296	77.1	1.073	115.5	-32.51	-5.87	0.66	-0.567	0.215	0.126	490.8	253.1
296	10/23/2010 20:00	2000	-5.578	79	1.411	30.81	-35.99	-7.07	0.657	-0.616	0.215	0.127	490.8	253.1
296	10/23/2010 21:00	2100	-5.665	78.5	0.988	259	-35.09	-8.03	0.653	-0.668	0.215	0.124	490.8	253.1
296	10/23/2010 22:00	2200	-6.121	81	0.82	339.9	-23.28	-9.03	0.649	-0.719	0.215	0.121	490.8	253.1
296	10/23/2010 23:00	2300	-5.819	82.4	1.408	13.75	-21.38	-9.65	0.645	-0.756	0.215	0.122	490.8	253.1
296	10/24/2010 0:00	2400	-5.587	82.3	0.81	348.4	-11.75	-9.22	0.641	-0.766	0.215	0.125	490.8	253.1
297	10/24/2010 1:00	100	-5.409	81.8	0.996	349.2	-20.51	-8.46	0.635	-0.758	0.214	0.123	490.8	253.1
297	10/24/2010 2:00	200	-5.395	82.3	2.053	30.23	-28.74	-8.17	0.629	-0.753	0.214	0.125	490.8	253.1
297	10/24/2010 3:00	300	-5.522	82.6	1.101	39.93	-38.62	-8.22	0.623	-0.759	0.214	0.123	490.8	253.1
297	10/24/2010 4:00	400	-6.481	86	0.446	232.3	-30.29	-8.99	0.616	-0.784	0.214	0.114	490.8	253.1
297	10/24/2010 5:00	500	-7.65	90.5	0.389	291.5	-28.57	-9.82	0.609	-0.821	0.213	0.113	490.7	253
297	10/24/2010 6:00	600	-7.88	93	0.473	31.79	-25.41	-10.71	0.607	-0.86	0.213	0.114	490.7	253
297	10/24/2010 7:00	700	-8.77	93.9	0.481	99.2	-18.98	-11.23	0.6	-0.899	0.213	0.116	490.7	253
297	10/24/2010 8:00	800	-7.44	92.5	0.661	41.49	-7.43	-11.3	0.595	-0.93	0.213	0.108	490.8	253.1
297	10/24/2010 9:00	900	-6.895	91.6	0.505	69.95	-10.29	-10.15	0.586	-0.926	0.212		490.7	253
297	10/24/2010 10:00	1000	-6.312	90.1	0.529	183.6	-7.04	-8.93	0.578	-0.898	0.212		490.8	253.1
297	10/24/2010 11:00	1100	-5.669	87.6	0.596	275.8	-0.262	-7.81	0.572	-0.861	0.211		490.8	253.1
297	10/24/2010 12:00	1200	-4.888	83.4	0.287	235.9	3.615	-6.604	0.569	-0.814	0.211	0.124	490.8	253.1
297	10/24/2010 13:00	1300	-4.31	82	0.958	339.9	9.6	-5.448	0.565	-0.762	0.21	0.125	490.8	253.1
297	10/24/2010 14:00	1400	-1.939	71	0.392	46.58	-18.87	-4.396	0.562	-0.705	0.21	0.12	490.8	253.1
297	10/24/2010 15:00	1500	-2.482	74	1.031	206.4	9.51	-4.114	0.56	-0.67	0.21	0.127	490.8	253.1
297	10/24/2010 16:00	1600	-3.223	77.6	2.631	171.6	1.973	-3.944	0.559	-0.648	0.21	0.126	490.8	253.1
297	10/24/2010 17:00	1700	-3.854	79.3	3.468	170.7	-4.443	-3.663	0.556	-0.627	0.21	0.127	490.8	253.1
297	10/24/2010 18:00	1800	-4.281	81.1	2.188	163.2	-10.87	-3.951	0.555	-0.62	0.21	0.126	490.8	253.1
297	10/24/2010 19:00	1900	-4.506	81.6	1.2	106.3	-11.76	-4.502	0.555	-0.63	0.209	0.127	490.8	253.1
297	10/24/2010 20:00	2000	-4.431	81.9	1.277	47.08	-9	-4.914	0.555	-0.647	0.209	0.127	490.8	253.1

Faro Meteorological Data
January 01 - December 31, 2010

Faro Climate Station - 2010 data

Note: Cumulative precipitation is calculated in column 'V', while raw instrument numbers are seen in column 'U'. -0.1

Julian Day	Date	Hr	Tair	RH %	WindV	WindD	NetRad	SoilHF	SoilT2	SoilT3	Soil W	SnoD	Precip	Precip (rev)
297	10/24/2010 21:00	2100	-4.472	81.3	1.678	60.86	-14.76	-5.096	0.553	-0.658	0.209	0.125	490.9	253.2
297	10/24/2010 22:00	2200	-5.181	82.5	1.49	50.04	-38.71	-5.29	0.551	-0.67	0.209	0.123	490.8	253.1
297	10/24/2010 23:00	2300	-5.886	83.7	1.562	33.22	-31.28	-6.363	0.548	-0.707	0.209	0.124	490.8	253.1
297	10/25/2010 0:00	2400	-5.944	83.6	1.356	43.28	-18.11	-7.37	0.545	-0.76	0.209	0.124	490.8	253.1
298	10/25/2010 1:00	100	-5.922	83.5	1.55	35.72	-13.2	-7.35	0.542	-0.79	0.209	0.125	490.8	253.1
298	10/25/2010 2:00	200	-5.526	85.3	1.325	74.8	-15.8	-7	0.539	-0.798	0.209	0.125	490.8	253.1
298	10/25/2010 3:00	300	-6.022	86.2	1.187	63.5	-23.16	-6.76	0.534	-0.798	0.209	0.124	490.8	253.1
298	10/25/2010 4:00	400	-6.348	85.1	1.738	42.77	-14.91	-7.14	0.53	-0.812	0.208	0.125	490.8	253.1
298	10/25/2010 5:00	500	-6.434	84.9	1.598	40.23	-13.01	-7.24	0.525	-0.825	0.208	0.125	490.8	253.1
298	10/25/2010 6:00	600	-6.023	84.6	1.328	80.1	-7.73	-7.06	0.522	-0.828	0.208	0.126	490.8	253.1
298	10/25/2010 7:00	700	-5.268	83.3	2.255	141.2	-7.21	-6.762	0.519	-0.823	0.207	0.127	490.8	253.1
298	10/25/2010 8:00	800	-5.417	84.1	3.436	148.5	-7.18	-6.432	0.515	-0.811	0.207	0.127	490.8	253.1
298	10/25/2010 9:00	900	-5.44	85.2	3.632	146.1	-6.564	-6.233	0.512	-0.803	0.207	0.127	490.8	253.1
298	10/25/2010 10:00	1000	-5.47	85.9	4.318	150.9	-5.471	-6.13	0.509	-0.797	0.207	0.127	490.9	253.2
298	10/25/2010 11:00	1100	-5.281	85.2	5.589	164.6	-0.542	-5.952	0.505	-0.789	0.207	0.126	490.9	253.2
298	10/25/2010 12:00	1200	-4.596	82.1	2.03	124.6	4.313	-5.544	0.503	-0.774	0.206	0.127	490.8	253.1
298	10/25/2010 13:00	1300	-4.54	81.2	3.386	164.8	5.82	-4.756	0.501	-0.743	0.206	0.127	490.8	253.1
298	10/25/2010 14:00	1400	-4.8	83.4	5.399	166	6.362	-4.299	0.499	-0.713	0.206	0.127	490.8	253.1
298	10/25/2010 15:00	1500	-4.894	84.8	5.36	166.6	6.83	-4.151	0.498	-0.694	0.206	0.127	490.9	253.2
298	10/25/2010 16:00	1600	-4.851	83.6	4.265	167.6	3.64	-4.131	0.498	-0.683	0.205	0.127	490.9	253.2
298	10/25/2010 17:00	1700	-4.65	81.9	2.953	159.1	-2.018	-4.312	0.498	-0.679	0.205	0.128	490.8	253.1
298	10/25/2010 18:00	1800	-4.455	81	1.14	150.3	-5.079	-4.513	0.498	-0.684	0.206	0.127	490.8	253.1
298	10/25/2010 19:00	1900	-4.574	82.2	0.442	335.7	-6.93	-4.701	0.498	-0.691	0.206	0.128	490.8	253.1
298	10/25/2010 20:00	2000	-4.603	83.2	0.491	79.4	-6.683	-4.728	0.498	-0.698	0.206	0.127	490.8	253.1
298	10/25/2010 21:00	2100	-4.544	82.7	0.2	95.3	-9.42	-4.859	0.497	-0.703	0.206	0.127	490.8	253.1
298	10/25/2010 22:00	2200	-4.943	84.9	0.248	54.91	-14.78	-4.995	0.496	-0.711	0.206	0.126	490.8	253.1
298	10/25/2010 23:00	2300	-4.802	84.5	0.32	201.4	-12.5	-5.49	0.494	-0.731	0.206	0.125	490.8	253.1
298	10/26/2010 0:00	2400	-4.763	85	0.41	109.1	-17.55	-5.829	0.492	-0.754	0.206	0.122	490.8	253.1
299	10/26/2010 1:00	100	-4.792	85.2	0.281	214.6	-9.72	-6.258	0.49	-0.779	0.205	0.126	490.8	253.1
299	10/26/2010 2:00	200	-4.74	85.2	0.654	125.6	-5.897	-6.547	0.488	-0.804	0.205	0.126	490.8	253.1
299	10/26/2010 3:00	300	-4.911	85.5	1.105	104.5	-12.26	-6.06	0.485	-0.801	0.205	0.126	490.8	253.1
299	10/26/2010 4:00	400	-5.063	85.8	1.598	120.3	-11.36	-5.836	0.482	-0.797	0.205	0.126	490.8	253.1
299	10/26/2010 5:00	500	-4.779	85.7	1.28	134	-11.07	-5.816	0.479	-0.798	0.205	0.126	490.8	253.1
299	10/26/2010 6:00	600	-4.791	86.4	0.998	148	-5.057	-5.797	0.477	-0.796	0.204	0.127	490.8	253.1
299	10/26/2010 7:00	700	-4.681	86.7	0.781	125.3	-5.319	-5.514	0.474	-0.79	0.204	0.127	490.8	253.1
299	10/26/2010 8:00	800	-4.596	86.1	0.728	131.1	-7.08	-5.255	0.472	-0.778	0.204	0.126	490.8	253.1
299	10/26/2010 9:00	900	-4.714	86.5	0.946	126.2	-16.79	-5.158	0.47	-0.77	0.204	0.125	490.8	253.1
299	10/26/2010 10:00	1000	-4.674	86.5	1.194	153.5	-12.49	-5.49	0.467	-0.778	0.203	0.126	490.8	253.1
299	10/26/2010 11:00	1100	-4.362	84.6	0.946	242	-19.35	-5.541	0.465	-0.787	0.203	0.124	490.9	253.2
299	10/26/2010 12:00	1200	-3.051	78.3	0.482	332.3	3.958	-5.332	0.465	-0.778	0.203	0.125	490.8	253.1
299	10/26/2010 13:00	1300	-1.804	73.7	0.744	85.3	5.968	-4.493	0.465	-0.753	0.203	0.121	490.8	253.1
299	10/26/2010 14:00	1400	-1.642	74	0.752	146	-0.554	-3.27	0.463	-0.701	0.202	0.123	490.9	253.2
299	10/26/2010 15:00	1500	-1.811	76.9	0.786	38.57	3.68	-2.638	0.462	-0.656	0.202	0.123	490.9	253.2
299	10/26/2010 16:00	1600	-2.075	78.8	1.074	132.9	-0.894	-2.398	0.462	-0.627	0.202	0.126	490.9	253.2
299	10/26/2010 17:00	1700	-2.395	82.5	0.982	112.1	-3.548	-2.525	0.465	-0.61	0.202	0.127	490.9	253.2
299	10/26/2010 18:00	1800	-2.989	87.3	1.624	138.1	-5.161	-2.76	0.469	-0.603	0.202	0.128	491	253.3
299	10/26/2010 19:00	1900	-3.343	89.2	1.604	141.3	-4.826	-3.051	0.471	-0.605	0.203	0.126	491.2	253.5
299	10/26/2010 20:00	2000	-3.479	91.1	1.428	145.3	-4.559	-3.223	0.473	-0.61	0.203	0.13	491.2	253.5
299	10/26/2010 21:00	2100	-3.419	91	1.097	111	-4.966	-3.359	0.475	-0.612	0.203	0.13	491.3	253.6
299	10/26/2010 22:00	2200	-3.153	89.6	0.791	110.5	-5.662	-3.438	0.477	-0.613	0.203	0.129	491.3	253.6
299	10/26/2010 23:00	2300	-2.892	88.2	0.712	123.4	-5.318	-3.429	0.479	-0.611	0.203	0.127	491.3	253.6
299	10/27/2010 0:00	2400	-2.798	87	0.695	214.3	-6.034	-3.254	0.48	-0.609	0.203	0.127	491.3	253.6
300	10/27/2010 1:00	100	-2.946	87.8	0.326	233.9	-5.871	-3.239	0.482	-0.607	0.203	0.127	491.3	253.6
300	10/27/2010 2:00	200	-2.912	87.9	0.477	170.3	-6.901	-3.424	0.483	-0.606	0.204	0.127	491.3	253.6
300	10/27/2010 3:00	300	-3.225	90.3	0.19	111.7	-11.54	-3.438	0.483	-0.608	0.204	0.123	491.3	253.6
300	10/27/2010 4:00	400	-3.464	90.7	0.675	24.02	-11.96	-3.673	0.484	-0.616	0.204	0.124	491.3	253.6
300	10/27/2010 5:00	500	-3.235	88.9	1.105	38.45	-9.29	-4.028	0.484	-0.629	0.204	0.125	491.3	253.6
300	10/27/2010 6:00	600	-3.119	90	0.512	104.8	-7.95	-3.885	0.485	-0.633	0.204	0.126	491.3	253.6
300	10/27/2010 7:00	700	-2.717	86.5	1.306	261.3	-8.61	-3.73	0.485	-0.629	0.204	0.126	491.4	253.7
300	10/27/2010 8:00	800	-2.529	84	1.018	207.5	-7.55	-3.653	0.484	-0.626	0.204	0.127	491.3	253.6
300	10/27/2010 9:00	900	-2.548	81.9	1.178	204.6	-9.08	-3.638	0.484	-0.621	0.204	0.128	491.3	253.6
300	10/27/2010 10:00	1000	-2.335	73.6	1.649	278.4	-8.71	-3.635	0.483	-0.62	0.204	0.129	491.3	253.6
300	10/27/2010 11:00	1100	-2.325	72.6	1.36	290.1	-5.002	-3.481	0.483	-0.617	0.204	0.13	491.3	253.6
300	10/27/2010 12:00	1200	-1.821	68.22	0.879	272	-1.346	-3.229	0.484	-0.608	0.204	0.129	491.3	253.6
300	10/27/2010 13:00	1300	-1.839	63.51	2.211	239.2	1.503	-2.883	0.485	-0.591	0.204	0.13	491.2	253.5
300	10/27/2010 14:00	1400	-1.8	63.12	1.916	233.2	0.378	-2.598	0.486	-0.576	0.204	0.13	491.2	253.5
300	10/27/2010 15:00	1500	-1.778	60.61	3.085	234.7	3.109	-2.421	0.488	-0.563	0.204	0.13	491.2	253.5
300	10/27/2010 16:00	1600	-1.948	61.75	3.307	228	-1.424	-2.357	0.489	-0.553	0.204	0.13	491.3	253.6
300	10/27/2010 17:00	1700	-2.088	59.08	3.011	223.9	-9.49	-2.377	0.491	-0.546	0.205	0.131	491.3	253.6
300	10/27/2010 18:00	1800	-2.352	58.13	1.967	240.2	-12.13	-2.771	0.492	-0.551	0.205	0.131	491.3	253.6
300	10/27/2010 19:00	1900	-2.897	63.22	0.815	168.1	-16.42	-3.338	0.493	-0.569	0.205	0.129	491.3	253.6
300	10/27/2010 20:00	2000	-3.323	64.33	1.174	149.6	-24.28	-3.938	0.494	-0.592	0.205	0.13	491.3	253.6
300	10/27/2010 21:00	2100	-3.648	64.04	1.016	151.6	-10.92	-4.751	0.494	-0.627	0.205	0.13	491.2	253.5
300	10/27/2010 22:00	2200	-3.704	65.97	1.171	167.8	-13.4	-5.157	0.494	-0.659	0.205	0.129	491.3	253.6
300	10/27/2010 23:00	2300	-3.817	67.92	1.371	198	-15.24	-5.157	0.491	-0.678	0.205	0.131	491.3	253.6
300	10/28/2010 0:00	2400	-4.239	71.5	0.824	191	-12.44	-5.221	0.489	-0.693	0.205	0.132	491.3	253.6
301	10/28/2010 1:00	100	-4.325	70.8	1.296	167.7	-14.01	-5.371	0.484	-0.705	0.205	0.131	491.2	253.5
301	10/28/2010 2:00	200	-4.274	69.13	1.373	156.7	-13.51	-5.372	0.48	-0.719	0.205	0.131	491.2	253.5
301	10/28/2010 3:00	300	-4.432	67.86	1.454	193.1	-12	-5.443	0.476	-0.73	0.205	0.131	491.1	253.4
301	10/28/2010 4:00	400	-4.808	68.51	2.026	163.3	-24.72	-5.587	0.472	-0.741	0.204	0.13	491.2	253.5
301	10/28/2010 5:00	500	-5.455	70.3	1.688	135.1	-38.11	-5.845	0.465	-0.758	0.204	0.131	491.3	253.6
301	10/28/2010 6:00	600	-5.787	71.3	1.893	124.1	-42.64	-6.912	0.46	-0.801	0.204	0.129	491.2	253.5
301	10/28/2010 7:00	700	-6.321	73.3	1.756	103.4	-42.3	-7.78	0.455	-0.851	0.204	0.132	491.2	253.5
301	10/28/2010 8:00	800	-6.081	72.2	1.318	115.3	-35.86	-8.81	0.449	-0.907	0.204	0.13	491.2	253.5
301	10/28/2010 9:00	900	-6.24	72.2	1.438	105.1	-45.32	-9.3	0.444	-0.949	0.203	0.13	491.2	253.5
301	10/28/2010 10:00	1000	-5.967	70.2	1.977	138.9	-33.24	-9.65	0.439	-0.986	0.203	0.13	491.2	253.5
301	10/28/2010 11:00	1100	-4.835	66.76	3.465	171.3	-14.31	-9.31	0.436	-1.003	0.202	0.13	491.1	253.4
301	10/28/2010 12:00	1200	-4.572	66.44	4.149	168.2	-10.97	-7.93	0.433	-0.979	0.202	0.13	491.1	253.4
301	10/28/2010 13:00	1300	-4.05	64.93	4.768	168.9	2.896	-6.53	0.428	-0.93	0.201	0.132	491.2	253.5
301	10/28/2010 14:00	1400	-4.158	67.35	4.934	170.8	4.655	-5.428	0.422	-0.876	0.2	0.13	491.2	253.5
301	10/28/2010 15:00	1500	-4.047	71.7	5.167	164.1	8.16	-4.662	0.418	-0.83	0.199	0.125	491.2	253.5
301	10/28/2010 16:00	1600	-4.725	81.8	3.668	167.6	2.112	-4.69	0.414	-0.807	0.199	0.127	491.2	253.5
301	10/28/2010 17:00	1700	-4.383	80	3.411	170.2	0.662	-4.587	0.411	-0.795	0.199	0.131	491.3	253.6
301	10/28/2010 18:00	1800	-4.415	80.2	3.418	169.5	-5.193	-4.78	0.408	-0.791	0.198	0.131	491.3	253.6
301	10/28/2010 19:00	1900	-4.298	80	2.524	165.6	-5.629	-4.991	0.408	-0.796	0.198	0.131	491.5	253.8
301	10/28/2010 20:00	2000	-4.071	76.2	2.153	153.1	-9.26	-4.958	0.406	-0.8	0.198	0.134	491.6	253.9
301	10/28/2010 21:00	2100	-3.803	71.3	1.425	148.7	-36.41	-5.054	0.405	-0.803	0.198	0.134	491.5	253.8
301	10/28/2010 22:00	2200	-4.069	70.9	1.859	153	-44.81	-5.895	0.402	-0.827	0.198	0.132	491.5	253.8
301	10/28/2010 23:00	2300	-3.546	70.1	4.855	160.3	-24.41	-7.15	0.401	-0.886	0.198	0.133	491.6	253.9
301	10/29/2010 0:00	2400	-2.949	66.71	4.364	158.3	-20.49	-7.06	0.4	-0.918	0.198	0.132	491.4	253.7
302	10/29/2010 1:00	100	-3.252	65.78	3.873	160.9	-29.63	-6.513	0.397	-0.914	0.197	0.132	491.5	253.8
302	10/29/2010 2:00	200	-3.211	62.89	4.373	160.1	-21.71	-6.532	0.392	-0.915	0.197	0.133	491.6	253.9
302	10/29/2010 3:00	300	-2.913	60.66	3.167	144.6	-22.01	-6.522	0.389	-0.919	0.197	0.133	491.6	253.9
302	10/29/2010 4:00	400	-2.842	61.41	4.118	152.9	-16.54	-6.43	0.385	-0.919	0.196	0.133	491.4	253.7
302	10/29/2010 5:00	500	-2.602	61.95	4.715	152.4	-14.16	-6.228	0.382	-0.916	0.196	0.132	491.7	254
302	10/29/2010 6:00	600	-2.549	63.32	5.168	156.4	-10.34	-6.026	0.379	-0.908	0.195	0.127	491.5	253.8
302	10/29/2010 7:00	700	-2.561	64.91	5.619	151.5	-6.268	-5.949	0.376	-0.903	0.195	0.123	492	254.3
302	10/29/2010 8:00	800	-2.84	68.67	6.606	159.9	-6.282	-5.801	0.371	-0.894	0.195	0.122	491.6	253.9
302	10/29/2010 9:00	900	-3.163	72.5	8.35	159.1	-21.45	-5.738	0.368	-0.89	0.194	0.122	491.4	253.7
302	10/29/2010 10:00	1000	-2.548	70.7	6.915	153.9	-29.1	-5.741	0.367	-0.89	0.194	0.119	491.9	254.2
302	10/29/2010 11:00	1100	-2.398	71.7	6.706	158.2	-10.46	-5.61	0.366	-0.888	0.194	0.12	491.8	254.1
302	10/29/2010 12:00	1200	-2.301	76.1	6.661	161.7	-4.549	-5.087	0.363	-0.873	0.194	0.123	491.5	253.8
302	10/29/2010 13:00	1300	-1.199	69.23	7.64	160.3	-0.226	-4.169	0.362	-0.836	0.194	0.12	491.6	253.9
302	10/29/2010 14:00	1400	-0.789	66.37	8.02	159.1	-28.75	-3.501	0.36	-0.795	0.194	0.124	491.7	254
302	10/29/2010 15:00	1500	-0.596	68.09	7.52	160.7	-27.66	-3.429	0.362	-0.77	0.194	0.129	491.2	253.5
302	10/29/2010 16:00	1600	-0.544	68.33	8.1	159.4	-33.1	-3.444	0.362	-0.754	0.194	0.136	492.1	254.4
302	10/29/2010 17:00	1700	-0.15	66.75	7.25	156.5	-30.34	-3.646	0.366	-0.747	0.194	0.126	491.9	254.2
302	10/29/2010 18:00	1800	-0.101	66.89	7.23	157.8	-33.89	-3.718	0.367	-0.747	0.194	0.122	491.6	253.9
302	10/29/2010 19:00	1900	-0.321	72.1	6.282	163.2	-14.37	-4.007	0.369	-0.753	0.194	0.124	491.9	254.2
302	10/29/2010 20:00	2000	-0.501	76	5.351	172.2	-5.443	-3.693	0.37	-0.745	0.194	0.121	491.9	254.2
302	10/29/2010 21:00	2100	-1.375	84.9	3.801	222.9	-13.77	-3.353	0.37	-0.731	0.194	0.127	491.8	254.1
302	10/29/2010 22:00	2200	-1.882	79.2	3.927	230.2	-49.72	-3.282	0.37	-0.719	0.194	0.124	491.8	254.1
302	10/29/2010 23:00	2300	-2.169	59.86	5.414	244.8	-69.15	-4.062	0.371	-0.735	0.194	0.123	491.9	254.2
302	10/30/2010 0:00	2400	-2.633	51.73	5.739	246.9	-59.6	-5.499	0.37	-0.79	0.194	0.123	491.5	253.8
303	10/30/2010 1:00	100	-2.684	50.13	5.297	263.2	-30.24	-6.572	0.366	-0.853	0.194	0.122	491.7	254

Faro Meteorological Data
January 01 - December 31, 2010

Faro Climate Station - 2010 data

Note: Cumulative precipitation is calculated in column 'V', while raw instrument numbers are seen in column 'U'. -0.1

Julian Day	Date	Hr	Tair	RH %	WindV	WindD	NetRad	SoilHF	SoilT2	SoilT3	Soil W	SnoD	Precip	Precip (rev)
303	10/30/2010 2:00	200	-3.03	51.02	3.328	278	-16.08	-6.628	0.359	-0.89	0.194	0.122	491.8	254.1
303	10/30/2010 3:00	300	-3.641	52.42	4.407	248.3	-52.92	-6.527	0.352	-0.911	0.194	0.122	491.6	253.9
303	10/30/2010 4:00	400	-4.868	56.22	1.644	209.7	-61.77	-7.51	0.345	-0.955	0.193	0.12	491.8	254.1
303	10/30/2010 5:00	500	-6.687	65.01	1.631	45.78	-54.13	-9.52	0.336	-1.035	0.193	0.12	491.7	254
303	10/30/2010 6:00	600	-7.18	67.18	1.677	61.73	-52.87	-11.31	0.327	-1.129	0.192	0.119	491.7	254
303	10/30/2010 7:00	700	-7.34	67.75	1.099	41.94	-49.95	-12.62	0.318	-1.221	0.191	0.116	491.7	254
303	10/30/2010 8:00	800	-8.14	71.7	1.627	37.26	-45.48	-13.68	0.306	-1.311	0.189	0.121	491.7	254
303	10/30/2010 9:00	900	-7.98	68.6	2.401	9.35	-50.96	-13.99	0.289	-1.386	0.188	0.119	491.7	254
303	10/30/2010 10:00	1000	-8.3	69.99	1.773	5.167	-45.16	-13.63	0.265	-1.431	0.185	0.118	491.7	254
303	10/30/2010 11:00	1100	-7.97	67.24	1.22	335.4	-40.9	-13.47	0.234	-1.467	0.183	0.117	491.7	254
303	10/30/2010 12:00	1200	-6.02	60.47	0.258	342.6	-31.58	-13.29	0.204	-1.495	0.181	0.111	491.7	254
303	10/30/2010 13:00	1300	-3.857	51.95	0.284	292.5	-8.4	-12.8	0.168	-1.513	0.179	0.114	491.6	253.9
303	10/30/2010 14:00	1400	-1.237	45.29	0.525	68.03	6.439	-10.4	0.13	-1.458	0.177	0.116	491.6	253.9
303	10/30/2010 15:00	1500	-0.205	42.95	0.393	39.18	-23.84	-7.95	0.094	-1.339	0.175	0.114	491.7	254
303	10/30/2010 16:00	1600	-2.039	50.51	0.34	114.1	-17.67	-8.03	0.069	-1.291	0.174	0.118	491.7	254
303	10/30/2010 17:00	1700	-2.726	57.62	1.055	184.1	-24.55	-8.52	0.048	-1.295	0.174	0.121	491.7	254
303	10/30/2010 18:00	1800	-4.183	63.77	0.52	180.5	-43.67	-9.07	0.026	-1.316	0.173	0.119	491.7	254
303	10/30/2010 19:00	1900	-5.243	68.43	0.949	140.4	-41	-10.73	0.003	-1.392	0.173	0.12	491.7	254
303	10/30/2010 20:00	2000	-5.743	71	0.584	159.8	-15.49	-11.93	-0.022	-1.483	0.172	0.121	491.7	254
303	10/30/2010 21:00	2100	-5.425	70.8	1.018	153.6	-17.87	-10.95	-0.053	-1.497	0.171	0.121	491.7	254
303	10/30/2010 22:00	2200	-4.876	66.12	1.294	166.5	-22.55	-9.74	-0.084	-1.463	0.17	0.122	491.7	254
303	10/30/2010 23:00	2300	-5.619	66.59	0.831	161.5	-41.15	-9.44	-0.107	-1.442	0.17	0.123	491.7	254
303	10/31/2010 0:00	2400	-6.748	70.7	0.452	74.1	-52.15	-11	-0.128	-1.493	0.169	0.122	491.7	254
304	10/31/2010 1:00	100	-7.6	75.5	0.574	81.2	-48.96	-13.42	-0.153	-1.604	0.169	0.119	491.7	254
304	10/31/2010 2:00	200	-8.49	75.1	1.146	70.1	-49.75	-15.04	-0.187	-1.719	0.168	0.121	491.7	254
304	10/31/2010 3:00	300	-8.48	73.6	1.325	57.17	-50.03	-15.62	-0.236	-1.813	0.167	0.121	491.7	254
304	10/31/2010 4:00	400	-8.4	71.3	0.989	59.69	-50.56	-15.91	-0.294	-1.89	0.166	0.122	491.6	253.9
304	10/31/2010 5:00	500	-8.75	72.2	1.293	74.3	-51.22	-16.25	-0.358	-1.96	0.165	0.121	491.6	253.9
304	10/31/2010 6:00	600	-7.23	65.63	1.671	104.5	-56.12	-16.41	-0.422	-2.027	0.163	0.121	491.6	253.9
304	10/31/2010 7:00	700	-7.05	66.11	1.468	128	-55.64	-15.83	-0.488	-2.061	0.162	0.115	491.6	253.9
304	10/31/2010 8:00	800	-7.8	70.9	0.923	90.9	-52.74	-15.78	-0.549	-2.096	0.161	0.116	491.6	253.9
304	10/31/2010 9:00	900	-7.85	72.2	1.311	103.3	-53.15	-16.31	-0.607	-2.152	0.16	0.119	491.6	253.9
304	10/31/2010 10:00	1000	-7.45	70.6	1.338	138	-53	-16.4	-0.666	-2.207	0.159	0.118	491.7	254
304	10/31/2010 11:00	1100	-6.294	67.05	1.669	132.3	-46.13	-15.96	-0.724	-2.236	0.159	0.122	491.6	253.9
304	10/31/2010 12:00	1200	-4.926	64.13	2.533	153.8	-42.2	-14.45	-0.777	-2.219	0.158	0.12	491.6	253.9
304	10/31/2010 13:00	1300	-3.845	61.33	3.788	156.1	-36.97	-12.11	-0.812	-2.131	0.157	0.12	491.6	253.9
304	10/31/2010 14:00	1400	-2.941	58.58	4.682	158.7	-35	-9.77	-0.821	-2.003	0.157	0.121	491.7	254
304	10/31/2010 15:00	1500	-2.714	57.82	5.91	163	-29.62	-8.17	-0.803	-1.875	0.157	0.12	491.7	254
304	10/31/2010 16:00	1600	-2.643	57.15	5.808	158.9	-44.19	-7.46	-0.771	-1.774	0.157	0.119	491.5	253.8
304	10/31/2010 17:00	1700	-3.383	59.69	5.462	150.6	-56.56	-7.73	-0.736	-1.728	0.158	0.121	491.7	254
304	10/31/2010 18:00	1800	-4.039	61.64	5.823	143	-61.3	-8.71	-0.706	-1.738	0.158	0.122	491.8	254.1
304	10/31/2010 19:00	1900	-4.463	63.39	4.651	152.8	-49.72	-9.31	-0.693	-1.768	0.158	0.122	491.9	254.2
304	10/31/2010 20:00	2000	-4.618	62.65	4.561	149.1	-51.66	-9.52	-0.693	-1.793	0.158	0.122	491.8	254.1
304	10/31/2010 21:00	2100	-4.309	58.77	3.022	106.7	-33.12	-9.67	-0.7	-1.817	0.158	0.123	491.7	254
304	10/31/2010 22:00	2200	-4.319	58.05	3.515	139.2	-23.31	-9.26	-0.711	-1.819	0.158	0.122	491.8	254.1
304	10/31/2010 23:00	2300	-4.822	60.79	3.038	159.7	-15.96	-8.77	-0.72	-1.802	0.158	0.122	491.7	254
304	11/1/2010 0:00	2400	-4.715	59.36	4.048	130.3	-14.43	-8.37	-0.723	-1.78	0.158	0.121	491.7	254
305	11/1/2010 1:00	100	-4.307	56.75	5.796	118.8	-14.35	-7.99	-0.721	-1.757	0.158	0.121	491.7	254
305	11/1/2010 2:00	200	-4.5	61.77	6.813	142.9	-13.98	-7.74	-0.718	-1.741	0.158	0.122	491.7	254
305	11/1/2010 3:00	300	-5.174	70.8	5.632	130.4	-10.4	-7.88	-0.713	-1.738	0.158	0.122	491.7	254
305	11/1/2010 4:00	400	-4.736	66.96	5.842	117.2	-16.6	-7.63	-0.709	-1.728	0.158	0.121	491.8	254.1
305	11/1/2010 5:00	500	-4.986	68.7	4.026	141.1	-16.58	-7.57	-0.705	-1.719	0.158	0.122	491.8	254.1
305	11/1/2010 6:00	600	-5.368	78.1	3.146	140.6	-6.614	-7.65	-0.703	-1.715	0.158	0.122	491.9	254.2
305	11/1/2010 7:00	700	-4.952	76.4	3.563	151.7	-8.16	-7.25	-0.701	-1.698	0.158	0.122	491.9	254.2
305	11/1/2010 8:00	800	-4.484	73.6	2.841	145.6	-15.42	-7.09	-0.696	-1.677	0.158	0.122	491.8	254.1
305	11/1/2010 9:00	900	-4.4	74.5	2.767	157.3	-24.48	-7.09	-0.69	-1.663	0.158	0.121	491.8	254.1
305	11/1/2010 10:00	1000	-4.546	74.5	2.747	158.4	-51.66	-7.5	-0.685	-1.67	0.158	0.122	491.8	254.1
305	11/1/2010 11:00	1100	-4.442	74	2.361	144.2	-51.43	-8.78	-0.69	-1.724	0.158	0.121	491.9	254.2
305	11/1/2010 12:00	1200	-2.623	65.91	2.033	136.2	-40.97	-9.2	-0.705	-1.776	0.158	0.117	491.8	254.1
305	11/1/2010 13:00	1300	-1.925	63.74	2.549	136.7	-39.74	-8.58	-0.726	-1.781	0.158	0.12	491.8	254.1
305	11/1/2010 14:00	1400	-1.595	63.81	3.557	152.3	-29.76	-7.62	-0.74	-1.754	0.157	0.122	491.7	254
305	11/1/2010 15:00	1500	-1.931	64.84	2.469	131.4	-26.69	-6.5	-0.744	-1.69	0.157	0.121	491.7	254
305	11/1/2010 16:00	1600	-1.921	67.62	2.731	158.3	-2.794	-6.138	-0.734	-1.645	0.157	0.122	491.7	254
305	11/1/2010 17:00	1700	-2.209	71.1	3.227	152.6	-11.71	-5.324	-0.72	-1.588	0.158	0.122	491.7	254
305	11/1/2010 18:00	1800	-2.257	71.4	3.235	140.5	-26.25	-5.157	-0.698	-1.545	0.158	0.121	491.7	254
305	11/1/2010 19:00	1900	-2.331	70.8	2.368	124	-30.69	-5.743	-0.677	-1.537	0.158	0.123	491.7	254
305	11/1/2010 20:00	2000	-1.925	69.82	3.136	125.4	-26.94	-6.136	-0.664	-1.549	0.158	0.122	491.8	254.1
305	11/1/2010 21:00	2100	-2.106	70.6	3.446	136.4	-47.36	-5.998	-0.658	-1.542	0.158	0.123	491.8	254.1
305	11/1/2010 22:00	2200	-2.182	74.8	4.681	158.3	-21.99	-6.578	-0.654	-1.561	0.158	0.123	491.8	254.1
305	11/1/2010 23:00	2300	-1.923	77.7	3.735	148.3	-18.54	-5.904	-0.653	-1.546	0.158	0.122	491.9	254.2
305	11/2/2010 0:00	2400	-1.192	73.8	5.234	161.7	-23.87	-5.235	-0.647	-1.508	0.158	0.122	491.9	254.2
306	11/2/2010 1:00	100	-1.244	79.7	5.212	166.5	-7.11	-4.873	-0.634	-1.475	0.158	0.123	491.8	254.1
306	11/2/2010 2:00	200	-0.605	76	4.61	167.8	-23.98	-4.216	-0.617	-1.431	0.158	0.122	491.8	254.1
306	11/2/2010 3:00	300	-0.068	70.9	5.476	171.7	-12.25	-4.078	-0.595	-1.396	0.159	0.122	491.9	254.2
306	11/2/2010 4:00	400	-0.093	71.2	4.695	181.6	-7.04	-3.627	-0.572	-1.358	0.159	0.122	492	254.3
306	11/2/2010 5:00	500	-0.093	73	4.125	180	-34.62	-3.282	-0.548	-1.316	0.159	0.123	491.7	254
306	11/2/2010 6:00	600	-0.144	71.9	2.562	209.6	-31.86	-3.798	-0.524	-1.303	0.159	0.122	491.6	253.9
306	11/2/2010 7:00	700	0.32	67.08	4.048	203.7	-24.01	-4.239	-0.503	-1.309	0.16	0.122	491.8	254.1
306	11/2/2010 8:00	800	0.838	60.62	4.391	201.1	-37.44	-4.039	-0.49	-1.298	0.16	0.121	491.9	254.2
306	11/2/2010 9:00	900	1.149	58.18	4.274	198.7	-20.29	-4.141	-0.478	-1.291	0.159	0.122	491.9	254.2
306	11/2/2010 10:00	1000	1.403	57.67	5.379	201.3	-29.69	-3.764	-0.47	-1.275	0.16	0.122	491.6	253.9
306	11/2/2010 11:00	1100	1.958	56.2	4.36	225.1	-7.24	-3.477	-0.457	-1.252	0.16	0.122	491.8	254.1
306	11/2/2010 12:00	1200	2.186	55.28	7.67	231.4	-2.195	-2.55	-0.442	-1.205	0.16	0.12	490.1	252.4
306	11/2/2010 13:00	1300	2.251	54.51	12.33	231.9	-9.29	-1.77	-0.421	-1.148	0.16	0.053	491.8	254.1
306	11/2/2010 14:00	1400	2.378	54.04	10.74	246.2	-2.109	-1.356	-0.395	-1.094	0.16	0.041	491.5	253.8
306	11/2/2010 15:00	1500	2.334	53.56	8.22	251.2	5.222	-1.804	-0.36	-1.066	0.16	0.047	490.9	253.2
306	11/2/2010 16:00	1600	2.397	52.24	6.704	250	1.31	-0.642	-0.326	-1.001	0.161	0.049	491	253.3
306	11/2/2010 17:00	1700	2.066	53.74	7.06	256	-11.59	-1.906	-0.292	-1	0.161	0.045	491.3	253.6
306	11/2/2010 18:00	1800	1.651	58.36	6.931	253.3	-17.34	-2.86	-0.262	-1.032	0.162	0.041	491.1	253.4
306	11/2/2010 19:00	1900	1.234	61.68	6.779	247.9	-28.52	-4.397	-0.241	-1.091	0.162	0.044	491.5	253.8
306	11/2/2010 20:00	2000	1.474	59.01	7.21	242.3	-18.25	-4.651	-0.229	-1.134	0.162	0.041	491.3	253.6
306	11/2/2010 21:00	2100	1.383	60.89	7.53	247.2	-9	-4.252	-0.226	-1.137	0.162	0.042	491.2	253.5
306	11/2/2010 22:00	2200	1.105	63.34	4.519	253.5	-7.55	-3.666	-0.224	-1.116	0.162	0.043	491.4	253.7
306	11/2/2010 23:00	2300	0.992	60.25	5.805	249	-18.15	-4.177	-0.22	-1.121	0.162	0.038	491.4	253.7
306	11/3/2010 0:00	2400	0.673	59.76	5.858	249.4	-18.65	-5.71	-0.215	-1.182	0.162	0.038	491.6	253.9
307	11/3/2010 1:00	100	0.356	60.49	4.684	247.7	-11.38	-6.017	-0.218	-1.228	0.163	0.035	491.6	253.9
307	11/3/2010 2:00	200	0.081	62.44	4.817	249	-10.35	-6.085	-0.228	-1.256	0.162	0.033	491.7	254
307	11/3/2010 3:00	300	-0.915	74.2	3.06	292.1	-8.16	-5.763	-0.242	-1.267	0.162	0.034	491.8	254.1
307	11/3/2010 4:00	400	-1.347	76.2	1.36	345.8	-28.01	-4.874	-0.252	-1.234	0.162	0.032	491.9	254.2
307	11/3/2010 5:00	500	-1.906	73.8	1.231	110.3	-53.43	-7.22	-0.265	-1.303	0.162	0.035	491.8	254.1
307	11/3/2010 6:00	600	-2.251	71.1	1.911	59.24	-52.57	-9.36	-0.295	-1.434	0.162	0.034	491.9	254.2
307	11/3/2010 7:00	700	-3.525	75	1.845	43.37	-47.82	-10.2	-0.353	-1.537	0.162	0.033	491.9	254.2
307	11/3/2010 8:00	800	-4.055	75.6	2.492	30.31	-38.71	-10.71	-0.422	-1.628	0.161	0.034	491.9	254.2
307	11/3/2010 9:00	900	-3.714	73.2	1.305	64.47	-31.06	-10.32	-0.496	-1.677	0.16	0.034	491.9	254.2
307	11/3/2010 10:00	1000	-2.854	66.74	1.707	111.9	-26.24	-9.68	-0.56	-1.702	0.16	0.036	491.9	254.2
307	11/3/2010 11:00	1100	-1.985	63.76	1.965	134.7	-18.84	-8.85	-0.612	-1.7	0.159	0.034	491.9	254.2
307	11/3/2010 12:00	1200	-0.959	58.44	3.58	126.5	-11.82	-7.2	-0.649	-1.65	0.159	0.034	492.2	254.5
307	11/3/2010 13:00	1300	-0.817	57.83	3.414	139.4	-7.14	-5.702	-0.665	-1.573	0.159	0.033	491.9	254.2
307	11/3/2010 14:00	1400	-0.98	59.34	2.506	125.2	-1.334	-5.23	-0.662	-1.52	0.159	0.032	491.9	254.2
307	11/3/2010 15:00	1500	-0.825	58.63	5.349	99.7	3.37	-5.058	-0.647	-1.485	0.158	0.032	492.1	254.4
307	11/3/2010 16:00	1600	-1.897	73.4	3.281	123.4	0.287	-4.663	-0.63	-1.456	0.159	0.031	492.1	254.4
307	11/3/2010 17:00	1700	-2.416	82.5	5.968	118.6	-2.972	-4.689	-0.615	-1.436	0.159	0.036	492.2	254.5
307	11/3/2010 18:00	1800	-2.442	83.1	4.879	138.3	-5.352	-4.487	-0.604	-1.417	0.159	0.029	492.1	254.4
307	11/3/2010 19:00	1900	-2.362	82.5	4.658	157.5	-5.125	-4.191	-0.598	-1.387	0.159	0.04	492.4	254.7
307	11/3/2010 20:00	2000	-1.719	77.2	6.306	144.5	-5.543	-4.082	-0.596	-1.364	0.159	0.037	492.5	254.8
307	11/3/2010 21:00	2100	-1.695	79.8	6.547	144.9	-11.23	-4.082	-0.597	-1.346	0.159	0.039	492.5	254.8
307	11/3/2010 22:00	2200	-1.457	80.3	5.241	148.1	-16.34	-3.934	-0.597	-1.331	0.159	0.038	492.2	254.5
307	11/3/2010 23:00	2300	-0.902	79	6.868	151.5	-30.13	-3.868	-0.595	-1.315	0.159	0.037	492.7	255
307	11/4/2010 0:00	2400	-0.617	79.4	6.768	149.4	-29.46	-3.998	-0.595	-1.309	0.159	0.039	492.6	254.9
308	11/4/2010 1:00	100	-0.158	80.1	6.075	154.3	-26.65	-3.626	-0.593	-1.292	0.159	0.037	492.4	254.7
308	11/4/2010 2:00	200	0.515	79.8	6.61	154.3	-28.99	-3.199	-0.583	-1.261	0.159	0.035	491.9	254.2
308	11/4/2010 3:00	300	1.013	78.3	6.186	151.5	-5.926	-2.651	-0.563	-1.223	0.159	0.038	492.7	255
308	11/4/2010 4:00	400	1.766	75.5	6.287	141	-22.77	-1.879	-0.531	-1.168	0.159	0.037	492.9	255.2
308	11/4/2010 5:00	500	2.298	74.1	7.03	140.3	-18.57	-1.563	-0.488	-1.124	0.16	0.036	492.6	254.9
308	11/4/2010 6:00	600	2.503	73.7	5.297	141.4	-24.74	-1.137	-0.441	-1.076	0.16	0.037	492.4	254.7

Faro Meteorological Data
January 01 - December 31, 2010

Faro Climate Station - 2010 data

Note: Cumulative precipitation is calculated in column 'V', while raw instrument numbers are seen in column 'U'. -0.1

Julian Day	Date	Hr	Tair	RH %	WindV	WindD	NetRad	SoilHF	SoilT2	SoilT3	Soil W	SnoD	Precip	Precip (rev)
308	11/4/2010 7:00	700	2.558	73.5	5.017	137.3	-33.11	-1.074	-0.393	-1.039	0.16	0.036	492.7	255
308	11/4/2010 8:00	800	2.286	75.2	3.988	141.4	-27.55	-1.074	-0.348	-1.012	0.161	0.039	492.6	254.9
308	11/4/2010 9:00	900	2.279	74.8	3.373	143.9	-30.78	-1.191	-0.311	-0.992	0.161	0.037	492.8	255.1
308	11/4/2010 10:00	1000	2.299	76.6	4.686	154	-11.66	-1.25	-0.281	-0.977	0.162	0.037	492.5	254.8
308	11/4/2010 11:00	1100	2.108	78.4	3.01	155.5	-5.941	-0.819	-0.256	-0.946	0.162	0.036	492.8	255.1
308	11/4/2010 12:00	1200	1.931	80.1	3.556	154.4	0.744	-0.473	-0.23	-0.911	0.162	0.036	492.4	254.7
308	11/4/2010 13:00	1300	1.715	83.2	3.008	152.6	2.578	-0.122	-0.199	-0.875	0.163	0.035	492.3	254.6
308	11/4/2010 14:00	1400	1.96	81.3	3.987	158	14.76	0.175	-0.166	-0.84	0.163	0.033	492.8	255.1
308	11/4/2010 15:00	1500	1.672	85.1	5.492	164.7	7.81	0.4	-0.133	-0.808	0.163	0.036	492.8	255.1
308	11/4/2010 16:00	1600	1.938	84.9	5.197	172.3	-2.214	0.435	-0.1	-0.78	0.164	0.041	492.5	254.8
308	11/4/2010 17:00	1700	0.378	91.7	7.11	232.4	-10.26	0.476	-0.068	-0.756	0.165	0.045	493.1	255.4
308	11/4/2010 18:00	1800	-0.145	83.1	8.04	244.4	-20.08	0.439	-0.034	-0.734	0.165	0.044	492.5	254.8
308	11/4/2010 19:00	1900	0.159	70.9	7.22	237.8	-33.11	0.093	-0.005	-0.723	0.166	0.044	493.1	255.4
308	11/4/2010 20:00	2000	-0.07	68.53	5.22	234	-30.77	-1.36	0.019	-0.76	0.167	0.044	492.8	255.1
308	11/4/2010 21:00	2100	0.029	62.27	4.435	233.9	-21.42	-2.298	0.042	-0.803	0.167	0.043	492.7	255
308	11/4/2010 22:00	2200	0.226	54.68	7.97	234.9	-24.07	-2.933	0.054	-0.842	0.167	0.042	492.7	255
308	11/4/2010 23:00	2300	-0.202	54.99	8.64	238.1	-22.17	-3.76	0.051	-0.888	0.167	0.042	492.4	254.7
308	11/5/2010 0:00	2400	-0.778	60.06	9.38	239.4	-12.47	-4.574	0.032	-0.941	0.167	0.041	492.5	254.8
309	11/5/2010 1:00	100	-1.838	72	8.16	242.3	-7.88	-4.941	-0.004	-0.988	0.166	0.035	492.1	254.4
309	11/5/2010 2:00	200	-2.205	74.4	9.8	239.4	-9.17	-5.239	-0.046	-1.025	0.166	0.038	492.6	254.9
309	11/5/2010 3:00	300	-2.268	73.6	7.42	253.1	-9.77	-5.736	-0.095	-1.071	0.165	0.038	492.4	254.7
309	11/5/2010 4:00	400	-2.822	79.1	6.798	253.7	-9.59	-5.803	-0.147	-1.109	0.165	0.041	492.7	255
309	11/5/2010 5:00	500	-2.409	69.71	8.11	249.4	-14.33	-6.123	-0.202	-1.145	0.164	0.036	492.2	254.5
309	11/5/2010 6:00	600	-2.314	65.66	7.47	251.7	-20.12	-6.668	-0.254	-1.192	0.163	0.038	492.4	254.7
309	11/5/2010 7:00	700	-2.519	66.62	7.06	251.6	-22.23	-7.18	-0.312	-1.245	0.163	0.035	492.6	254.9
309	11/5/2010 8:00	800	-2.653	66.51	7.74	256.3	-25.8	-7.6	-0.374	-1.297	0.162	0.036	492.4	254.7
309	11/5/2010 9:00	900	-2.839	66.23	7.69	257.9	-29.34	-8.24	-0.441	-1.359	0.161	0.036	492.5	254.8
309	11/5/2010 10:00	1000	-3.11	66.25	6.853	261.3	-27.88	-8.84	-0.511	-1.427	0.161	0.036	492.5	254.8
309	11/5/2010 11:00	1100	-3.293	66.74	4.262	274.6	-4.793	-8.64	-0.584	-1.473	0.16	0.034	492.5	254.8
309	11/5/2010 12:00	1200	-3.004	63.86	6	258.5	-3.663	-7.86	-0.652	-1.481	0.159	0.033	492.5	254.8
309	11/5/2010 13:00	1300	-2.799	61.09	6.217	253.5	4.843	-8.33	-0.694	-1.517	0.159	0.034	492.4	254.7
309	11/5/2010 14:00	1400	-2.614	59.43	5.742	261	29.2	-7.79	-0.726	-1.532	0.159	0.035	492.4	254.7
309	11/5/2010 15:00	1500	-2.575	57.86	4.991	262.8	25.74	-7.01	-0.731	-1.51	0.159	0.036	492.8	255.1
309	11/5/2010 16:00	1600	-2.791	57.39	4.947	258.8	-11.06	-6.339	-0.725	-1.485	0.159	0.034	492.4	254.7
309	11/5/2010 17:00	1700	-2.836	56.59	3.465	258.6	-40.82	-7.35	-0.728	-1.516	0.159	0.033	492.5	254.8
309	11/5/2010 18:00	1800	-3.985	59.06	1.97	231.5	-69.99	-9.06	-0.769	-1.604	0.158	0.032	492.5	254.8
309	11/5/2010 19:00	1900	-4.956	61.96	1.001	186.2	-67.4	-11.77	-0.86	-1.757	0.157	0.032	492.5	254.8
309	11/5/2010 20:00	2000	-5.634	66.03	1.224	100.1	-56.27	-14.08	-1	-1.95	0.157	0.034	492.4	254.7
309	11/5/2010 21:00	2100	-6.589	70.2	1.305	66.86	-57.3	-14.58	-1.171	-2.105	0.155	0.033	492.4	254.7
309	11/5/2010 22:00	2200	-6.709	69.53	1.527	31.29	-46.02	-14.73	-1.344	-2.221	0.153	0.034	492.4	254.7
309	11/5/2010 23:00	2300	-6.447	68.72	0.936	45.58	-34.23	-13.92	-1.504	-2.282	0.152	0.034	492.4	254.7
309	11/6/2010 0:00	2400	-6.172	67.74	1.311	45.26	-33.8	-13	-1.634	-2.306	0.151	0.034	492.4	254.7
310	11/6/2010 1:00	100	-6.015	65.65	1.318	35.42	-31.18	-12.44	-1.731	-2.322	0.15	0.038	492.4	254.7
310	11/6/2010 2:00	200	-6.01	64.85	0.871	54.33	-44.95	-12.25	-1.805	-2.341	0.149	0.034	492.4	254.7
310	11/6/2010 3:00	300	-6.372	67.22	1.592	42.43	-53.19	-13.27	-1.878	-2.41	0.148	0.034	492.4	254.7
310	11/6/2010 4:00	400	-6.725	70.3	1.521	26.64	-53.21	-13.92	-1.968	-2.494	0.148	0.032	492.4	254.7
310	11/6/2010 5:00	500	-6.676	71.6	1.242	33.63	-56.16	-14.59	-2.071	-2.58	0.147	0.032	492.4	254.7
310	11/6/2010 6:00	600	-6.512	73	1.941	10.53	-53.06	-14.98	-2.183	-2.668	0.146	0.036	492.4	254.7
310	11/6/2010 7:00	700	-6.426	73.3	1.225	70.9	-49.46	-14.55	-2.292	-2.718	0.145	0.035	492.4	254.7
310	11/6/2010 8:00	800	-5.911	71.9	0.94	47.1	-48.48	-14.41	-2.388	-2.768	0.145	0.034	492.4	254.7
310	11/6/2010 9:00	900	-5.475	71.7	1.087	93.1	-46.36	-14.6	-2.473	-2.822	0.144	0.034	492.4	254.7
310	11/6/2010 10:00	1000	-5.03	72.6	2.51	143.9	-40.45	-13.65	-2.55	-2.846	0.144	0.033	492.4	254.7
310	11/6/2010 11:00	1100	-4.443	70.4	3.547	156.4	-27.08	-12.1	-2.588	-2.806	0.143	0.034	492.4	254.7
310	11/6/2010 12:00	1200	-4.343	70.4	3.012	160.6	-13.19	-10.47	-2.581	-2.734	0.143	0.034	492.4	254.7
310	11/6/2010 13:00	1300	-3.654	67.4	2.92	158.4	-4.971	-9.04	-2.53	-2.643	0.143	0.034	492.4	254.7
310	11/6/2010 14:00	1400	-3.207	65.33	3.111	154.5	5.977	-8.16	-2.448	-2.557	0.143	0.033	492.4	254.7
310	11/6/2010 15:00	1500	-2.579	63.45	2.955	154.3	14.32	-6.942	-2.349	-2.459	0.144	0.033	492.5	254.8
310	11/6/2010 16:00	1600	-2.058	60.85	3.897	164	4.517	-5.949	-2.228	-2.352	0.145	0.033	492.5	254.8
310	11/6/2010 17:00	1700	-2.694	62.34	3.464	167.6	-35.56	-6.757	-2.106	-2.307	0.145	0.034	492.6	254.9
310	11/6/2010 18:00	1800	-3.436	65.27	3.528	160.1	-42.31	-8.1	-2.033	-2.341	0.146	0.034	492.6	254.9
310	11/6/2010 19:00	1900	-4.115	67.41	2.029	160.6	-46.93	-9.09	-2.017	-2.391	0.145	0.034	492.6	254.9
310	11/6/2010 20:00	2000	-4.442	67.75	1.395	156.5	-49.38	-10.56	-2.048	-2.482	0.146	0.034	492.6	254.9
310	11/6/2010 21:00	2100	-4.379	67.89	1.422	25.69	-28.23	-11.28	-2.118	-2.579	0.145	0.032	492.6	254.9
310	11/6/2010 22:00	2200	-4.351	68.24	2.113	108.1	-19.37	-10.06	-2.184	-2.586	0.145	0.034	492.6	254.9
310	11/6/2010 23:00	2300	-4.215	67.16	2.142	98.5	-42.95	-9.39	-2.217	-2.566	0.145	0.033	492.6	254.9
310	11/7/2010 0:00	2400	-4.652	68.35	1.6	49.14	-52.57	-10.51	-2.24	-2.613	0.145	0.033	492.6	254.9
311	11/7/2010 1:00	100	-4.195	66.21	1.128	14.57	-48.38	-11.92	-2.297	-2.712	0.144	0.034	492.6	254.9
311	11/7/2010 2:00	200	-4.941	68.93	3.454	146.9	-56.6	-12	-2.379	-2.783	0.144	0.037	492.5	254.8
311	11/7/2010 3:00	300	-4.975	70.3	2.157	129.4	-51.5	-12.06	-2.453	-2.831	0.144	0.034	492.6	254.9
311	11/7/2010 4:00	400	-5.634	74.5	1.303	60.03	-43.72	-12.36	-2.523	-2.881	0.143	0.034	492.5	254.8
311	11/7/2010 5:00	500	-5.517	74.8	1.255	19.42	-29.4	-12.42	-2.595	-2.931	0.143	0.033	492.5	254.8
311	11/7/2010 6:00	600	-5.359	74.7	0.996	13.99	-28.19	-11.47	-2.65	-2.93	0.143	0.034	492.5	254.8
311	11/7/2010 7:00	700	-5.245	75.8	0.937	35.16	-38.45	-11.03	-2.679	-2.923	0.143	0.032	492.5	254.8
311	11/7/2010 8:00	800	-5.271	73.5	0.681	274.9	-35.32	-12.26	-2.704	-2.975	0.142	0.035	492.5	254.8
311	11/7/2010 9:00	900	-5.343	73	0.991	85.9	-17.46	-12.03	-2.754	-3.02	0.142	0.034	492.5	254.8
311	11/7/2010 10:00	1000	-5.325	74.6	0.983	60.96	-9.38	-10.28	-2.78	-2.972	0.142	0.034	492.5	254.8
311	11/7/2010 11:00	1100	-4.75	72	0.619	1.871	-2.941	-8.7	-2.758	-2.887	0.142	0.033	492.5	254.8
311	11/7/2010 12:00	1200	-4.135	68.03	0.804	215.2	-6.775	-7.55	-2.7	-2.793	0.142	0.033	492.5	254.8
311	11/7/2010 13:00	1300	-4.604	73.8	1.14	165.7	6.54	-7.51	-2.627	-2.74	0.142	0.034	492.6	254.9
311	11/7/2010 14:00	1400	-4.55	82.9	0.714	118.1	3.411	-6.332	-2.553	-2.662	0.143	0.029	492.8	255.1
311	11/7/2010 15:00	1500	-4.843	88.7	1.338	147.1	-6.886	-5.273	-2.455	-2.556	0.143	0.034	493.2	255.5
311	11/7/2010 16:00	1600	-4.984	91.8	1.074	150.7	-8.93	-4.873	-2.349	-2.473	0.143	0.037	493.4	255.7
311	11/7/2010 17:00	1700	-5.169	91.2	1.163	151.6	-19.21	-4.76	-2.251	-2.406	0.144	0.04	493.5	255.8
311	11/7/2010 18:00	1800	-5.671	91.1	0.375	320.9	-15.89	-5.774	-2.172	-2.395	0.144	0.039	493.6	255.9
311	11/7/2010 19:00	1900	-5.855	91.6	0.595	71.8	-12.5	-6.891	-2.13	-2.429	0.144	0.035	493.6	255.9
311	11/7/2010 20:00	2000	-5.726	89.4	0.652	90.3	-10.34	-6.899	-2.114	-2.444	0.145	0.036	493.6	255.9
311	11/7/2010 21:00	2100	-5.865	90.5	0.427	161.9	-11.6	-6.643	-2.096	-2.429	0.145	0.036	493.6	255.9
311	11/7/2010 22:00	2200	-6.091	89.9	0.558	123.9	-7.37	-6.711	-2.079	-2.429	0.145	0.041	493.7	256
311	11/7/2010 23:00	2300	-6.421	91.5	1.171	145.4	-6.632	-6.27	-2.059	-2.408	0.145	0.044	493.8	256.1
311	11/8/2010 0:00	2400	-6.682	92.4	0.75	121.6	-6.1	-6.233	-2.037	-2.391	0.145	0.041	493.9	256.2
312	11/8/2010 1:00	100	-6.813	92.7	0.826	113.7	-8.29	-6.089	-2.015	-2.377	0.145	0.04	494	256.3
312	11/8/2010 2:00	200	-7.46	93.4	0.597	80.3	-14.7	-6.77	-1.996	-2.387	0.145	0.043	494	256.3
312	11/8/2010 3:00	300	-7.2	93.1	1.181	109.4	-10.75	-7.53	-1.999	-2.436	0.145	0.045	494	256.3
312	11/8/2010 4:00	400	-7.2	92.5	1.242	124.4	-9.27	-7.27	-2.009	-2.451	0.145	0.045	494	256.3
312	11/8/2010 5:00	500	-7.25	92.5	1.254	124.8	-7.75	-6.977	-2.011	-2.447	0.145	0.045	494	256.3
312	11/8/2010 6:00	600	-7.33	92.8	1.338	109.8	-8.37	-6.734	-2.006	-2.438	0.145	0.048	494.1	256.4
312	11/8/2010 7:00	700	-7.28	92.4	1.647	107.5	-6.095	-6.628	-1.998	-2.432	0.145	0.048	494.3	256.6
312	11/8/2010 8:00	800	-7.15	92.8	1.707	119	-4.607	-6.419	-1.989	-2.422	0.145	0.049	494.5	256.8
312	11/8/2010 9:00	900	-7.16	92.8	1.424	115.1	-2.305	-6.072	-1.976	-2.401	0.145	0.054	494.9	257.2
312	11/8/2010 10:00	1000	-7.08	93.3	1.543	103.9	-2.446	-5.698	-1.957	-2.372	0.145	0.056	495.2	257.5
312	11/8/2010 11:00	1100	-6.826	92.9	1.337	103.2	-8.77	-5.349	-1.932	-2.339	0.146	0.056	495.1	257.4
312	11/8/2010 12:00	1200	-6.52	91.5	1.127	115.6	-19.54	-5.152	-1.903	-2.308	0.146	0.056	495.2	257.5
312	11/8/2010 13:00	1300	-6.063	90.9	1.018	112.5	-26.74	-4.958	-1.875	-2.28	0.146	0.061	495.5	257.8
312	11/8/2010 14:00	1400	-3.869	84.9	0.93	100.5	-51.94	-4.685	-1.842	-2.245	0.146	0.044	495.4	257.7
312	11/8/2010 15:00	1500	-1.761	76.7	1.063	82.5	-51.08	-5.177	-1.809	-2.234	0.146	0.047	495.3	257.6
312	11/8/2010 16:00	1600	-0.156	70.5	0.76	87.3	-45.01	-6.398	-1.794	-2.277	0.146	0.05	495.4	257.7
312	11/8/2010 17:00	1700	-4.824	86.6	1.012	108	-19.13	-6.835	-1.806	-2.306	0.146	0.06	495.5	257.8
312	11/8/2010 18:00	1800	-6.723	92.8	1.493	77.5	-17.15	-7.86	-1.836	-2.364	0.146	0.06	495.5	257.8
312	11/8/2010 19:00	1900	-7.6	90.3	1.086	44.56	-17.5	-8.73	-1.883	-2.46	0.146	0.057	495.5	257.8
312	11/8/2010 20:00	2000	-8.34	90.5	0.992	45.95	-24.31	-8.98	-1.932	-2.533	0.146	0.059	495.5	257.8
312	11/8/2010 21:00	2100	-8.54	88.5	1.528	34.74	-25.54	-9.75	-1.98	-2.614	0.145	0.059	495.4	257.7
312	11/8/2010 22:00	2200	-9.11	87.5	1.753	32.85	-23.33	-10.33	-2.037	-2.698	0.145	0.057	495.4	257.7
312	11/8/2010 23:00	2300	-9.51	86.3	1.591	32.25	-21.23	-10.6	-2.101	-2.771	0.145	0.057	495.4	257.7
312	11/9/2010 0:00	2400	-10.26	86.3	1.652	33.24	-25.66	-10.84	-2.164	-2.836	0.144	0.057	495.4	257.7
313	11/9/2010 1:00	100	-10.31	86	1.745	31.45	-22.84	-11.14	-2.229	-2.901	0.144	0.053	495.3	257.6
313	11/9/2010 2:00	200	-10.81	85.9	1.756	28.92	-24.51	-11.34	-2.294	-2.961	0.144	0.057	495.3	257.6
313	11/9/2010 3:00	300	-10.78	84.9	1.99	24.43	-19.87	-11.61	-2.359	-3.018	0.144	0.055	495.3	257.6
313	11/9/2010 4:00	400	-11.48	84.5	1.338	27.16	-22.66	-11.65	-2.421	-3.065	0.143	0.054	495.3	257.6
313	11/9/2010 5:00	500	-11.61	83.2	1.572	25.18	-25.01	-12.03	-2.485	-3.122	0.143	0.053	495.3	257.6
313	11/9/2010 6:00	600	-11.68	81.6	1.642	12.22	-20.69	-12.32	-2.552	-3.184	0.143	0.057	495.3	257.6
313	11/9/2010 7:00	700	-11.98	81.8	1.808	14.57	-20.79	-12.53	-2.62	-3.241	0.142	0.056	495.2	257.5
313	11/9/2010 8:00	800	-12.36	82.4	1.336	16.19	-18.86	-12.68	-2.686	-3.292	0.142	0.051	495.2	257.5
313	11/9/2010 9:00	900	-12.91	84.2	1.11	15.99	-26.88	-12.83	-2.75	-3.344	0.142	0.053	495.2	257.5
313	11/9/2010 10:00	1000	-12.69	85.2	1.042	42.85	-22.81	-13.39	-2.815	-3.415	0.141	0.052	495.2	257.5
313	11/9/2010 11:00	1100	-10.94	79.2	1.291	49.95	-16.17	-13.72	-2.884	-3.486	0.141	0.047	495.3	257.6

Faro Meteorological Data
January 01 - December 31, 2010

Faro Climate Station - 2010 data

Note: Cumulative precipitation is calculated in column 'V', while raw instrument numbers are seen in column 'U'. -0.1

Julian Day	Date	Hr	Tair	RH %	WindV	WindD	NetRad	SoilHF	SoilT2	SoilT3	Soil W	SnoD	Precip	Precip (rev)
313	11/9/2010 12:00	1200	-7.56	67.04	1.212	52.98	6.828	-13.43	-2.946	-3.533	0.141	0.046	495.2	257.5
313	11/9/2010 13:00	1300	-5.74	61.5	1.285	55.96	-0.268	-12.83	-2.993	-3.552	0.14	0.044	495.2	257.5
313	11/9/2010 14:00	1400	-2.633	50.96	0.82	79.5	-25.57	-12	-3.019	-3.548	0.14	0.033	495.1	257.4
313	11/9/2010 15:00	1500	-1.49	47.18	0.77	74.4	-45.17	-11.54	-3.021	-3.533	0.14	0.04	495.1	257.4
313	11/9/2010 16:00	1600	-3.072	55.67	0.989	114.8	-30.47	-11.39	-3.019	-3.531	0.14	0.047	495.1	257.4
313	11/9/2010 17:00	1700	-5.993	66.16	0.663	108.3	-18.7	-11.65	-3.024	-3.548	0.14	0.048	495.2	257.5
313	11/9/2010 18:00	1800	-10.07	78.8	1.642	38.81	-21.09	-12.48	-3.048	-3.606	0.14	0.056	495.3	257.6
313	11/9/2010 19:00	1900	-11.31	79.9	2.182	26.99	-17.84	-12.57	-3.085	-3.652	0.14	0.057	495.3	257.6
313	11/9/2010 20:00	2000	-11.76	81.2	1.898	33.79	-18.73	-12.1	-3.121	-3.664	0.14	0.059	495.3	257.6
313	11/9/2010 21:00	2100	-11.66	82.1	1.605	37.69	-14.52	-11.9	-3.15	-3.678	0.139	0.058	495.2	257.5
313	11/9/2010 22:00	2200	-10.66	83.4	1.274	55.04	-10.84	-11.15	-3.173	-3.667	0.139	0.059	495.2	257.5
313	11/9/2010 23:00	2300	-9.69	82.9	0.979	33.77	-8.6	-9.8	-3.173	-3.61	0.139	0.06	495.2	257.5
313	11/10/2010 0:00	2400	-9.8	81.3	1.535	97.2	-8.09	-8.7	-3.146	-3.536	0.139	0.061	495.2	257.5
314	11/10/2010 1:00	100	-9.09	80.9	1.034	88.3	-8.88	-8.09	-3.104	-3.471	0.139	0.06	495.2	257.5
314	11/10/2010 2:00	200	-8.61	82.6	0.529	56.71	-7.64	-7.61	-3.059	-3.415	0.139	0.059	495.4	257.7
314	11/10/2010 3:00	300	-8.72	82.9	0.785	104.7	-5.034	-7.15	-3.012	-3.359	0.14	0.06	495.3	257.6
314	11/10/2010 4:00	400	-9.57	86.4	1.981	113.3	-4.385	-6.878	-2.962	-3.309	0.14	0.06	495.3	257.6
314	11/10/2010 5:00	500	-9.31	85.6	1.54	114.8	-6.664	-6.878	-2.916	-3.277	0.14	0.061	495.4	257.7
314	11/10/2010 6:00	600	-9.36	86.5	1.682	109.1	-4.284	-6.837	-2.874	-3.249	0.14	0.058	495.6	257.9
314	11/10/2010 7:00	700	-9.24	86.8	1.607	100.9	-5.151	-6.613	-2.837	-3.219	0.14	0.06	495.5	257.8
314	11/10/2010 8:00	800	-9	86.4	1.272	120.6	-5.273	-6.408	-2.802	-3.187	0.141	0.06	495.5	257.8
314	11/10/2010 9:00	900	-8.82	84.7	0.94	107.6	-6.16	-6.233	-2.764	-3.154	0.141	0.06	495.4	257.7
314	11/10/2010 10:00	1000	-8.82	83.9	1.266	95.8	-7.3	-6.213	-2.727	-3.126	0.141	0.06	495.4	257.7
314	11/10/2010 11:00	1100	-8.51	83.2	1.16	107.3	-10.46	-6.194	-2.693	-3.103	0.141	0.058	495.4	257.7
314	11/10/2010 12:00	1200	-7.93	81.5	1.23	123.8	-18.55	-5.832	-2.661	-3.074	0.141	0.058	495.4	257.7
314	11/10/2010 13:00	1300	-6.607	77.1	1.065	107.2	-24.89	-5.233	-2.625	-3.025	0.141	0.058	495.4	257.7
314	11/10/2010 14:00	1400	-5.407	72.7	0.626	257.1	-39.25	-4.565	-2.575	-2.959	0.141	0.052	495.4	257.7
314	11/10/2010 15:00	1500	-2.823	60.6	0.659	151.7	-35.46	-4.645	-2.517	-2.908	0.142	0.039	495.3	257.6
314	11/10/2010 16:00	1600	-3.637	63.53	0.924	190.2	-22.82	-6.175	-2.477	-2.938	0.142	0.036	495.3	257.6
314	11/10/2010 17:00	1700	-5.198	69.36	0.719	172.1	-15.03	-7.58	-2.473	-3.009	0.142	0.045	495.4	257.7
314	11/10/2010 18:00	1800	-9.16	82.6	1.699	34.68	-15.43	-9.24	-2.504	-3.123	0.142	0.054	495.5	257.8
314	11/10/2010 19:00	1900	-10.72	84.2	1.71	34.77	-15.74	-10.11	-2.56	-3.23	0.142	0.053	495.5	257.8
314	11/10/2010 20:00	2000	-10.84	83.7	1.942	21.52	-18.6	-10.38	-2.623	-3.306	0.141	0.05	495.4	257.7
314	11/10/2010 21:00	2100	-10.47	82.9	1.516	31.9	-18.42	-10.53	-2.684	-3.368	0.141	0.052	495.4	257.7
314	11/10/2010 22:00	2200	-11.06	83.4	0.615	41.35	-18.85	-10.66	-2.743	-3.425	0.141	0.054	495.4	257.7
314	11/10/2010 23:00	2300	-10.38	80.9	0.883	85.2	-17.05	-11.3	-2.804	-3.504	0.14	0.054	495.3	257.6
314	11/11/2010 0:00	2400	-9.54	76.9	1.952	49.52	-14.9	-11.14	-2.867	-3.56	0.14	0.056	495.3	257.6
315	11/11/2010 1:00	100	-9.04	74.5	0.999	329.7	-16.34	-10.25	-2.915	-3.565	0.14	0.053	495.3	257.6
315	11/11/2010 2:00	200	-9.52	77.4	0.348	44.65	-12.6	-10.02	-2.942	-3.57	0.14	0.053	495.3	257.6
315	11/11/2010 3:00	300	-9.52	77.6	1.206	39.38	-17.63	-10.43	-2.972	-3.603	0.14	0.057	495.3	257.6
315	11/11/2010 4:00	400	-9.26	79.3	1.257	113.8	-16.2	-10.21	-3.003	-3.625	0.14	0.06	495.3	257.6
315	11/11/2010 5:00	500	-9.34	80.7	1.249	95.6	-9.06	-10.2	-3.029	-3.646	0.14	0.058	495.3	257.6
315	11/11/2010 6:00	600	-8.53	81.2	1.022	105.9	-9.59	-9.21	-3.046	-3.627	0.139	0.059	495.3	257.6
315	11/11/2010 7:00	700	-7.9	82.8	1.099	136.5	-4.775	-7.83	-3.039	-3.56	0.139	0.059	495.4	257.7
315	11/11/2010 8:00	800	-7.82	81.1	0.844	163.4	-8.18	-6.954	-3.006	-3.487	0.139	0.06	495.3	257.6
315	11/11/2010 9:00	900	-7.31	77.6	1.424	158.4	-10.94	-6.663	-2.963	-3.432	0.14	0.062	495.4	257.7
315	11/11/2010 10:00	1000	-7.32	78.8	2.151	163.1	-11.15	-6.969	-2.926	-3.41	0.14	0.063	495.3	257.6
315	11/11/2010 11:00	1100	-6.947	78	1.232	117.3	-12.89	-6.763	-2.896	-3.391	0.14	0.062	495.3	257.6
315	11/11/2010 12:00	1200	-6.347	76.4	2.106	137.1	-22.16	-5.928	-2.862	-3.336	0.14	0.06	495.3	257.6
315	11/11/2010 13:00	1300	-6.122	76.2	1.413	147.1	-24.1	-5.312	-2.817	-3.271	0.14	0.061	495.3	257.6
315	11/11/2010 14:00	1400	-5.888	75.7	1.114	117.7	-25.6	-4.956	-2.765	-3.212	0.141	0.06	495.3	257.6
315	11/11/2010 15:00	1500	-5.569	75.9	1.146	131.1	-26.63	-5.156	-2.717	-3.18	0.141	0.061	495.4	257.7
315	11/11/2010 16:00	1600	-5.247	76.4	2.142	164.2	-28.91	-4.78	-2.674	-3.138	0.141	0.064	495.4	257.7
315	11/11/2010 17:00	1700	-5.805	79.1	4.461	166.7	-20.68	-4.574	-2.627	-3.091	0.141	0.064	495.3	257.6
315	11/11/2010 18:00	1800	-6.061	84.7	2.158	153.6	-15.19	-4.93	-2.579	-3.071	0.141	0.064	495.5	257.8
315	11/11/2010 19:00	1900	-6.036	79.4	2.294	180.8	-33	-5.082	-2.542	-3.058	0.141	0.063	495.4	257.7
315	11/11/2010 20:00	2000	-5.777	78	1.713	231.6	-34.67	-5.751	-2.517	-3.073	0.141	0.063	495.5	257.8
315	11/11/2010 21:00	2100	-6.021	78.9	1.527	183	-34.74	-6.344	-2.51	-3.104	0.141	0.063	495.5	257.8
315	11/11/2010 22:00	2200	-5.745	79.2	2.297	174.7	-23.83	-6.706	-2.514	-3.133	0.142	0.067	495.4	257.7
315	11/11/2010 23:00	2300	-5.239	79.5	3.25	183.5	-15.97	-6.379	-2.518	-3.137	0.141	0.068	495.4	257.7
315	11/12/2010 0:00	2400	-5.205	78.8	1.55	194.1	-38.01	-5.716	-2.51	-3.11	0.141	0.067	495.5	257.8
316	11/12/2010 1:00	100	-5.282	80.9	4.367	168.1	-53.14	-6.093	-2.497	-3.105	0.142	0.066	495.5	257.8
316	11/12/2010 2:00	200	-5.445	79.7	1.593	136.7	-46.31	-6.635	-2.494	-3.132	0.142	0.066	495.5	257.8
316	11/12/2010 3:00	300	-5.007	75.9	2.738	149.4	-53.35	-7.01	-2.501	-3.162	0.141	0.066	495.5	257.8
316	11/12/2010 4:00	400	-4.331	73.8	3.992	172.3	-40.87	-7.22	-2.515	-3.194	0.141	0.068	495.5	257.8
316	11/12/2010 5:00	500	-3.843	71.7	5.223	173.5	-45.94	-6.946	-2.525	-3.2	0.141	0.072	495.4	257.7
316	11/12/2010 6:00	600	-3.36	69.05	5.48	177.5	-40.6	-6.554	-2.525	-3.186	0.141	0.08	495.5	257.8
316	11/12/2010 7:00	700	-3.112	68.44	4.727	170.5	-27.13	-5.96	-2.514	-3.158	0.141	0.08	495.5	257.8
316	11/12/2010 8:00	800	-2.994	68.8	6.268	170.2	-43.56	-5.328	-2.495	-3.119	0.141	0.079	495.4	257.7
316	11/12/2010 9:00	900	-3.018	69.97	5.026	164.8	-50.81	-5.215	-2.471	-3.085	0.142	0.077	495.5	257.8
316	11/12/2010 10:00	1000	-2.857	71.1	3.85	160	-26.27	-6.022	-2.447	-3.103	0.142	0.077	495.5	257.8
316	11/12/2010 11:00	1100	-2.863	80.9	3.864	155.5	-2.376	-5.289	-2.426	-3.086	0.142	0.08	495.8	258.1
316	11/12/2010 12:00	1200	-3.13	90.1	3.045	153	-0.269	-3.74	-2.395	-3.001	0.142	0.088	496	258.3
316	11/12/2010 13:00	1300	-2.515	84.8	3.608	159.8	-0.574	-2.71	-2.346	-2.904	0.142	0.091	496.2	258.5
316	11/12/2010 14:00	1400	-1.884	78.8	4.05	156.7	-13.14	-2.046	-2.288	-2.812	0.142	0.089	496.2	258.5
316	11/12/2010 15:00	1500	-1.699	76.9	4.028	158.6	-8.28	-1.719	-2.224	-2.731	0.143	0.089	496.2	258.5
316	11/12/2010 16:00	1600	-1.63	76.6	2.955	178.8	-7.86	-1.719	-2.162	-2.67	0.143	0.089	496.2	258.5
316	11/12/2010 17:00	1700	-1.711	76.6	2.823	165.4	-21.38	-1.77	-2.105	-2.622	0.144	0.089	496.2	258.5
316	11/12/2010 18:00	1800	-1.74	76.6	1.529	94.5	-17.87	-2.377	-2.055	-2.6	0.144	0.089	496.2	258.5
316	11/12/2010 19:00	1900	-1.287	74.8	1.018	190.5	-5.37	-2.91	-2.017	-2.6	0.144	0.09	496.2	258.5
316	11/12/2010 20:00	2000	-1.301	76	0.693	48.3	-4.373	-2.585	-1.987	-2.576	0.144	0.09	496.2	258.5
316	11/12/2010 21:00	2100	-0.598	73.3	2.525	174.3	-5.497	-2.283	-1.954	-2.536	0.144	0.089	496.2	258.5
316	11/12/2010 22:00	2200	-0.469	73.2	1.307	182.7	-4.912	-1.966	-1.919	-2.493	0.144	0.087	496.2	258.5
316	11/12/2010 23:00	2300	-0.467	73.5	0.711	238.3	-4.5	-1.72	-1.881	-2.448	0.145	0.088	496.2	258.5
316	11/13/2010 0:00	2400	-0.249	73.1	1.074	186.6	-5.443	-1.719	-1.842	-2.412	0.145	0.088	496.2	258.5
317	11/13/2010 1:00	100	-0.124	72.2	0.816	83.2	-10.46	-1.719	-1.806	-2.379	0.145	0.085	496.2	258.5
317	11/13/2010 2:00	200	-0.58	72.5	0.623	74.6	-26.72	-1.974	-1.771	-2.359	0.145	0.086	496.3	258.6
317	11/13/2010 3:00	300	-0.747	72.6	0.741	124	-23.39	-3.296	-1.747	-2.393	0.146	0.087	496.3	258.6
317	11/13/2010 4:00	400	-1.126	73.9	0.913	116	-16.74	-4.176	-1.743	-2.443	0.146	0.086	496.3	258.6
317	11/13/2010 5:00	500	-0.756	74	1.29	125.4	-9.35	-4.24	-1.75	-2.474	0.146	0.087	496.2	258.5
317	11/13/2010 6:00	600	-0.367	74.9	2.044	143.2	-7.71	-3.331	-1.75	-2.45	0.146	0.086	496.2	258.5
317	11/13/2010 7:00	700	0.12	74.6	2.01	171.6	-4.363	-2.456	-1.736	-2.399	0.146	0.087	496.3	258.6
317	11/13/2010 8:00	800	0.17	75	2.156	181.5	-10.49	-1.805	-1.708	-2.339	0.146	0.086	496.3	258.6
317	11/13/2010 9:00	900	0.19	76.6	3.864	171.8	-8.06	-1.609	-1.673	-2.291	0.146	0.086	496.3	258.6
317	11/13/2010 10:00	1000	0.189	77.6	4.363	174.6	-7.34	-1.265	-1.639	-2.246	0.146	0.087	496.4	258.7
317	11/13/2010 11:00	1100	0.192	77.8	3.84	186.2	-6.617	-0.966	-1.603	-2.2	0.146	0.088	496.3	258.6
317	11/13/2010 12:00	1200	0.837	71.4	3.772	211.7	-14.18	-0.695	-1.565	-2.15	0.147	0.087	496.1	258.4
317	11/13/2010 13:00	1300	1.246	66.12	7.5	230.6	-26.64	-0.567	-1.527	-2.107	0.147	0.075	496	258.3
317	11/13/2010 14:00	1400	1.344	62.97	8	247	-21.62	-0.426	-1.488	-2.067	0.147	0.049	496.2	258.5
317	11/13/2010 15:00	1500	1.283	60.92	8	242.1	-4.843	-0.16	-1.449	-2.026	0.147	0.029	495.8	258.1
317	11/13/2010 16:00	1600	1.013	59.05	7.68	243.4	-6.256	-0.315	-1.41	-1.992	0.148	0.03	496.1	258.4
317	11/13/2010 17:00	1700	0.137	64.63	7.06	258.3	-7.8	-0.996	-1.369	-1.987	0.148	0.032	496	258.3
317	11/13/2010 18:00	1800	-1.349	81.6	4.677	281	-5.597	-1.606	-1.339	-2	0.148	0.034	496.3	258.6
317	11/13/2010 19:00	1900	-1.098	72.7	3.379	264.1	-12.65	-2.092	-1.321	-2.014	0.148	0.033	496.2	258.5
317	11/13/2010 20:00	2000	-1.402	72.1	4.059	261.5	-14.28	-2.819	-1.307	-2.044	0.148	0.032	496.4	258.7
317	11/13/2010 21:00	2100	-1.536	67.11	1.592	291.7	-25.59	-3.766	-1.301	-2.093	0.148	0.03	496.3	258.6
317	11/13/2010 22:00	2200	-1.989	65.43	0.513	80.8	-42.63	-5.404	-1.304	-2.185	0.148	0.032	496.3	258.6
317	11/13/2010 23:00	2300	-2.194	62.1	0.741	338.1	-23.94	-8.06	-1.328	-2.357	0.148	0.032	496.3	258.6
317	11/14/2010 0:00	2400	-2.087	58.76	1.248	256.3	-35.98	-7.65	-1.373	-2.448	0.148	0.032	496.3	258.6
318	11/14/2010 1:00	100	-3.4	62.83	0.776	316.2	-51.91	-9.12	-1.421	-2.56	0.148	0.029	496.3	258.6
318	11/14/2010 2:00	200	-5.809	70.2	1.502	32.84	-55.33	-11.92	-1.484	-2.773	0.147	0.031	496.3	258.6
318	11/14/2010 3:00	300	-6.809	73.6	1.76	28.35	-58.26	-13.08	-1.572	-2.964	0.147	0.03	496.2	258.5
318	11/14/2010 4:00	400	-7.43	75.2	1.641	38.44	-58.27	-14.27	-1.672	-3.147	0.147	0.03	496.2	258.5
318	11/14/2010 5:00	500	-8.22	67.08	1.712	21.29	-57.05	-15.37	-1.779	-3.331	0.146	0.029	496.2	258.5
318	11/14/2010 6:00	600	-8.66	71.6	1.709	15.25	-58.21	-16.2	-1.894	-3.51	0.145	0.031	496.2	258.5
318	11/14/2010 7:00	700	-9	72.4	1.898	17.24	-57.54	-16.55	-2.015	-3.668	0.144	0.031	496.1	258.4
318	11/14/2010 8:00	800	-9.21	75.6	0.919	23.28	-55.91	-17.03	-2.138	-3.815	0.144	0.03	496.1	258.4
318	11/14/2010 9:00	900	-9.01	71.4	1.385	18.14	-40.8	-17.82	-2.264	-3.986	0.143	0.03	496.1	258.4
318	11/14/2010 10:00	1000	-8.43	72.5	0.688	30.14	-39.4	-16.45	-2.389	-4.061	0.142	0.029	496.1	258.4
318	11/14/2010 11:00	1100	-8.31	70.7	1.142	0.232	-43.22	-16.23	-2.495	-4.137	0.142	0.028	496.1	258.4
318	11/14/2010 12:00	1200	-7.75	66.82	0.983	12.36	-21.47	-15.67	-2.591	-4.199	0.141	0.028	496	258.3
318	11/14/2010 13:00	1300	-6.197	64.03	0.382	344.8	-1.128	-12.72	-2.677	-4.155	0.141	0.027	496	258.3
318	11/14/2010 14:00	1400	-5.617	63.35	0.647	291.7	3.401	-9.69	-2.723	-4.016	0.141	0.03	496	258.3
318	11/14/2010 15:00	1500	-5.589	64.91	0.631	52.59	-2.652	-8.22	-2.728	-3.893	0.141	0.028	496	258.3
318	11/14/2010 16:00	1600	-5.237	63.94	0.37	318.7	-8.7	-8.03	-2.713	-3.819	0.141	0.03	496.1	258.4

Faro Meteorological Data
January 01 - December 31, 2010

Faro Climate Station - 2010 data
Note: Cumulative precipitation is calculated in column 'V', while raw instrument numbers are seen in column 'U'. -0.1

Julian Day	Date	Hr	Tair	RH %	WindV	WindD	NetRad	SoilHF	SoilT2	SoilT3	Soil W	SnoD	Precip	Precip (rev)
318	11/14/2010 17:00	1700	-5.532	65.23	0.436	290.9	-16.73	-8.25	-2.7	-3.792	0.141	0.032	496.1	258.4
318	11/14/2010 18:00	1800	-6.155	70.9	0.718	58.99	-30.82	-9.19	-2.696	-3.812	0.141	0.029	496.1	258.4
318	11/14/2010 19:00	1900	-6.85	72.8	0.584	346.3	-46.36	-11.38	-2.712	-3.917	0.141	0.025	496.1	258.4
318	11/14/2010 20:00	2000	-8.67	76.8	0.879	31.14	-53.19	-14.67	-2.761	-4.129	0.141	0.031	496.1	258.4
318	11/14/2010 21:00	2100	-7.88	75.9	0.518	328.1	-26.59	-15.85	-2.846	-4.321	0.14	0.032	496.1	258.4
318	11/14/2010 22:00	2200	-7.77	77.5	0.457	73.1	-21.11	-13.43	-2.94	-4.345	0.14	0.029	496	258.3
318	11/14/2010 23:00	2300	-7.98	80.1	0.378	295.4	-45.54	-12.81	-2.998	-4.33	0.139	0.026	496.1	258.4
318	11/15/2010 0:00	2400	-9.44	85.6	0.876	75.8	-59.35	-15.65	-3.048	-4.476	0.139	0.027	496	258.3
319	11/15/2010 1:00	100	-10.74	86.6	0.96	60.06	-58.71	-18.06	-3.132	-4.688	0.139	0.029	496	258.3
319	11/15/2010 2:00	200	-10.37	86	0.835	95.5	-58.91	-19.29	-3.239	-4.883	0.138	0.025	496	258.3
319	11/15/2010 3:00	300	-11.11	85.1	1.459	46.46	-57.21	-19.6	-3.356	-5.044	0.138	0.027	496	258.3
319	11/15/2010 4:00	400	-11.7	84.2	1.383	31.34	-56.86	-18.99	-3.471	-5.144	0.137	0.027	496	258.3
319	11/15/2010 5:00	500	-12.15	86.4	0.933	37.09	-56.4	-19.6	-3.579	-5.26	0.137	0.028	496	258.3
319	11/15/2010 6:00	600	-12.26	83.7	1.228	30.06	-55.89	-20.17	-3.69	-5.402	0.136	0.026	495.9	258.2
319	11/15/2010 7:00	700	-13.05	85.5	1.166	32.53	-55.35	-20.3	-3.802	-5.518	0.135	0.027	495.9	258.2
319	11/15/2010 8:00	800	-12.35	85.2	2.046	24.49	-52.28	-20.26	-3.913	-5.627	0.135	0.027	495.9	258.2
319	11/15/2010 9:00	900	-12.55	84.3	2.252	19.81	-52.4	-19.44	-4.015	-5.684	0.135	0.027	495.9	258.2
319	11/15/2010 10:00	1000	-13.05	84.1	1.43	2.198	-55.93	-19.42	-4.107	-5.746	0.134	0.028	495.9	258.2
319	11/15/2010 11:00	1100	-12.89	81.6	1.163	7.04	-51.34	-20.03	-4.191	-5.848	0.133	0.023	496	258.3
319	11/15/2010 12:00	1200	-9.68	71.2	0.346	0.894	-40.64	-20.14	-4.28	-5.946	0.133	0.01	496	258.3
319	11/15/2010 13:00	1300	-7.22	65.49	0.382	83.2	-28.04	-20.13	-4.367	-6.037	0.133	0.019	495.9	258.2
319	11/15/2010 14:00	1400	-7.36	65.44	0.62	305.4	-28.12	-19.25	-4.442	-6.087	0.132	0.019	495.9	258.2
319	11/15/2010 15:00	1500	-6.378	61.24	0.469	144.2	-32.49	-18.57	-4.492	-6.106	0.132	0.014	495.9	258.2
319	11/15/2010 16:00	1600	-7.64	67.38	0.722	110.7	-43.08	-18.49	-4.535	-6.133	0.132	0.018	495.9	258.2
319	11/15/2010 17:00	1700	-10.54	79.9	1.242	156.9	-54.98	-19.12	-4.589	-6.204	0.132	0.028	496	258.3
319	11/15/2010 18:00	1800	-13.38	90.5	1.418	131.1	-56.63	-19.77	-4.652	-6.303	0.132	0.025	496	258.3
319	11/15/2010 19:00	1900	-14.64	87.5	0.629	33.84	-59.15	-20.88	-4.726	-6.42	0.131	0.023	496	258.3
319	11/15/2010 20:00	2000	-15.93	87	0.619	101.6	-54.85	-22.19	-4.817	-6.582	0.131	0.025	496	258.3
319	11/15/2010 21:00	2100	-16.17	87.7	1.532	104.1	-35.98	-22.62	-4.925	-6.732	0.13	0.028	495.9	258.2
319	11/15/2010 22:00	2200	-16.05	87.6	0.597	4.002	-14.67	-20.19	-5.027	-6.754	0.13	0.029	495.9	258.2
319	11/15/2010 23:00	2300	-16.15	87.8	0.44	318.8	-14.67	-17.91	-5.088	-6.678	0.13	0.026	495.9	258.2
319	11/16/2010 0:00	2400	-16.32	86.5	0.265	240.6	-20.7	-16.67	-5.111	-6.614	0.129	0.028	495.8	258.1
320	11/16/2010 1:00	100	-17.05	85.8	0.37	329.7	-20.23	-16.9	-5.124	-6.608	0.129	0.029	495.8	258.1
320	11/16/2010 2:00	200	-17.11	85.6	0.423	309.2	-11.73	-17.01	-5.143	-6.631	0.129	0.03	495.8	258.1
320	11/16/2010 3:00	300	-17.19	85.6	0.262	240	-12.57	-16.3	-5.161	-6.623	0.129	0.031	495.8	258.1
320	11/16/2010 4:00	400	-17.28	85.3	0.446	278	-12.93	-15.97	-5.171	-6.613	0.129	0.03	495.8	258.1
320	11/16/2010 5:00	500	-17.53	85.2	0.795	26.02	-11.92	-16.15	-5.183	-6.631	0.129	0.031	495.8	258.1
320	11/16/2010 6:00	600	-17.41	85.5	1.57	350.3	-10.11	-17.32	-5.198	-6.689	0.129	0.03	495.8	258.1
320	11/16/2010 7:00	700	-17.1	85.5	0.874	314.9	-10.53	-17.37	-5.224	-6.752	0.129	0.03	495.8	258.1
320	11/16/2010 8:00	800	-17.19	85.5	1.671	39.32	-7.2	-16.86	-5.253	-6.766	0.129	0.031	495.8	258.1
320	11/16/2010 9:00	900	-17.14	85.6	1.267	18.8	-8.8	-17.45	-5.279	-6.814	0.129	0.031	495.8	258.1
320	11/16/2010 10:00	1000	-17.09	85.4	0.64	240.1	-10.34	-16.65	-5.31	-6.833	0.129	0.031	495.8	258.1
320	11/16/2010 11:00	1100	-16.92	85.6	0.515	248.8	-10.19	-15.7	-5.335	-6.814	0.129	0.031	495.8	258.1
320	11/16/2010 12:00	1200	-16.63	85.9	0.802	269.9	-5.55	-15.24	-5.351	-6.799	0.129	0.03	495.8	258.1
320	11/16/2010 13:00	1300	-15.88	86.5	0.318	231.7	-22.03	-14.96	-5.357	-6.788	0.129	0.026	495.8	258.1
320	11/16/2010 14:00	1400	-14.55	88.1	0.062	222.6	-27.18	-15.43	-5.366	-6.813	0.129	0.024	495.8	258.1
320	11/16/2010 15:00	1500	-14.63	87.5	0.185	290.7	-10.68	-14.56	-5.391	-6.812	0.128	0.027	495.8	258.1
320	11/16/2010 16:00	1600	-15.06	87	0.486	298.7	-8.91	-13.19	-5.404	-6.737	0.128	0.027	495.8	258.1
320	11/16/2010 17:00	1700	-15.37	86.7	0.199	257.6	-18.09	-13.67	-5.395	-6.724	0.128	0.025	495.8	258.1
320	11/16/2010 18:00	1800	-15.67	86.6	0.451	312.3	-15.37	-15.01	-5.398	-6.78	0.128	0.027	495.8	258.1
320	11/16/2010 19:00	1900	-15.99	86.2	0.461	283	-15.55	-15.31	-5.423	-6.838	0.128	0.027	495.8	258.1
320	11/16/2010 20:00	2000	-16.14	86.2	0.468	300.5	-21.67	-16.22	-5.454	-6.909	0.128	0.027	495.8	258.1
320	11/16/2010 21:00	2100	-16.31	86.1	0.337	284.7	-19.83	-16.98	-5.5	-7	0.128	0.029	495.8	258.1
320	11/16/2010 22:00	2200	-16.21	86.2	0.371	311.3	-17.45	-16.71	-5.555	-7.06	0.128	0.028	495.8	258.1
320	11/16/2010 23:00	2300	-16.32	86	0.398	263	-14.61	-16.51	-5.606	-7.09	0.128	0.028	495.7	258
320	11/17/2010 0:00	2400	-16.18	86.3	0.249	286	-13.56	-15.91	-5.648	-7.11	0.127	0.032	495.7	258
321	11/17/2010 1:00	100	-15.66	86.6	0.584	326.8	-13.59	-15.29	-5.677	-7.1	0.127	0.032	495.7	258
321	11/17/2010 2:00	200	-15.76	86.5	1.294	6.862	-15.37	-15.53	-5.696	-7.12	0.127	0.033	495.7	258
321	11/17/2010 3:00	300	-16.27	85.9	0.443	324.6	-25.19	-16.21	-5.718	-7.16	0.127	0.032	495.7	258
321	11/17/2010 4:00	400	-16.61	85.8	0.879	309	-16.2	-16.97	-5.756	-7.25	0.127	0.033	495.7	258
321	11/17/2010 5:00	500	-16.85	85.5	1.28	299.1	-11.98	-16.48	-5.803	-7.28	0.127	0.032	495.7	258
321	11/17/2010 6:00	600	-17.58	84.9	0.848	270.5	-21.68	-17.38	-5.839	-7.34	0.127	0.032	495.7	258
321	11/17/2010 7:00	700	-18.85	83.7	0.968	46.85	-29.21	-19.27	-5.886	-7.48	0.126	0.032	495.7	258
321	11/17/2010 8:00	800	-19.83	83	0.848	35.33	-30.61	-21.07	-5.969	-7.66	0.126	0.031	495.7	258
321	11/17/2010 9:00	900	-19.92	83	0.691	27.33	-32.94	-22.39	-6.077	-7.85	0.125	0.029	495.7	258
321	11/17/2010 10:00	1000	-20.47	82.3	0.333	122.2	-29.75	-23.17	-6.203	-8.03	0.125	0.028	495.7	258
321	11/17/2010 11:00	1100	-20.55	82.9	0.449	344.6	-34.9	-24.05	-6.334	-8.2	0.125	0.025	495.7	258
321	11/17/2010 12:00	1200	-17.91	86.4	0.337	239.9	-19.99	-24.05	-6.466	-8.35	0.124	0.018	495.8	258.1
321	11/17/2010 13:00	1300	-17.14	84.8	0.478	257.7	-6.217	-23.23	-6.588	-8.44	0.123	0.022	495.7	258
321	11/17/2010 14:00	1400	-16.79	80.4	0.877	286.1	-4.666	-22.77	-6.689	-8.51	0.123	0.027	495.7	258
321	11/17/2010 15:00	1500	-16.76	76.4	0.758	299.5	-16.05	-22.47	-6.773	-8.57	0.122	0.021	495.6	257.9
321	11/17/2010 16:00	1600	-15.77	73.1	0.71	306.3	-17.63	-22.28	-6.844	-8.62	0.122	0.025	495.6	257.9
321	11/17/2010 17:00	1700	-19.95	75.8	0.607	301.6	-25.59	-22.91	-6.922	-8.71	0.122	0.03	495.7	258
321	11/17/2010 18:00	1800	-22.19	80.7	0.427	282.7	-32.06	-24.34	-7.02	-8.86	0.121	0.03	495.7	258
321	11/17/2010 19:00	1900	-22.13	81.6	0.459	59.95	-30.84	-25.43	-7.13	-9.02	0.121	0.028	495.7	258
321	11/17/2010 20:00	2000	-22.68	80.2	0.65	40.57	-32.52	-25.75	-7.26	-9.17	0.12	0.028	495.7	258
321	11/17/2010 21:00	2100	-22.52	81.1	0.528	54.07	-31.35	-25.6	-7.38	-9.29	0.12	0.032	495.6	257.9
321	11/17/2010 22:00	2200	-22.77	80.3	0.741	58.66	-26.43	-25.32	-7.5	-9.38	0.119	0.032	495.6	257.9
321	11/17/2010 23:00	2300	-22.38	81.6	1.054	77.4	-22.14	-24.81	-7.61	-9.45	0.119	0.03	495.6	257.9
321	11/18/2010 0:00	2400	-21.45	81.9	1.094	69.22	-16.24	-23.68	-7.7	-9.49	0.118	0.033	495.5	257.8
322	11/18/2010 1:00	100	-19.75	82.5	1.106	64.4	-11.62	-21.2	-7.76	-9.43	0.118	0.035	495.5	257.8
322	11/18/2010 2:00	200	-18.48	80	1.558	108.8	-7.04	-18.42	-7.79	-9.29	0.118	0.034	495.5	257.8
322	11/18/2010 3:00	300	-18.06	75.9	1.508	147.2	-6.241	-16.39	-7.77	-9.15	0.118	0.033	495.5	257.8
322	11/18/2010 4:00	400	-18.04	72.8	2.331	156.5	-5.263	-16.55	-7.73	-9.07	0.118	0.035	495.5	257.8
322	11/18/2010 5:00	500	-17.37	75.4	1.493	145.3	-6.981	-15.73	-7.69	-9.01	0.118	0.034	495.4	257.7
322	11/18/2010 6:00	600	-16.79	76.6	1.711	135.8	-7.25	-14.98	-7.66	-8.93	0.118	0.034	495.5	257.8
322	11/18/2010 7:00	700	-16.26	77.9	2.289	150.1	-6.26	-14.44	-7.62	-8.87	0.118	0.032	495.5	257.8
322	11/18/2010 8:00	800	-16.16	77.5	2.492	162	-4.469	-13.88	-7.58	-8.8	0.118	0.029	495.6	257.9
322	11/18/2010 9:00	900	-16.42	82.8	2.288	161.1	-5.9	-13.8	-7.53	-8.75	0.118	0.035	495.8	258.1
322	11/18/2010 10:00	1000	-16.43	84.7	2.912	151.9	-4.245	-13.55	-7.49	-8.71	0.119	0.036	496.1	258.4
322	11/18/2010 11:00	1100	-16.2	86.2	2.33	147.4	-4.812	-12.9	-7.45	-8.65	0.119	0.039	496.9	259.2
322	11/18/2010 12:00	1200	-15.51	86.4	2.086	152.2	-6.035	-11.33	-7.41	-8.54	0.119	0.043	497.4	259.7
322	11/18/2010 13:00	1300	-14.66	86.1	1.616	145.3	-10.22	-10.01	-7.35	-8.41	0.119	0.043	497.6	259.9
322	11/18/2010 14:00	1400	-13.32	82.3	1.516	142.9	-11.98	-8.96	-7.27	-8.27	0.119	0.037	497.7	260
322	11/18/2010 15:00	1500	-13.2	81.7	1.442	203.2	-15.09	-9.52	-7.19	-8.2	0.119	0.04	497.6	259.9
322	11/18/2010 16:00	1600	-13.51	83.6	1.416	205.2	-18.54	-10.09	-7.14	-8.18	0.12	0.042	497.7	260
322	11/18/2010 17:00	1700	-14.2	84.6	1.265	182.9	-13.52	-10.68	-7.1	-8.17	0.12	0.042	497.7	260
322	11/18/2010 18:00	1800	-14.5	85.7	1.465	148.5	-15.16	-10.89	-7.08	-8.17	0.12	0.043	497.7	260
322	11/18/2010 19:00	1900	-15.22	85.5	1.022	77.3	-17.84	-11.38	-7.06	-8.18	0.12	0.039	497.7	260
322	11/18/2010 20:00	2000	-15.79	85.8	0.816	42.7	-22.48	-12.08	-7.06	-8.21	0.12	0.044	497.7	260
322	11/18/2010 21:00	2100	-14.34	86	1.107	103.2	-11.31	-12.32	-7.08	-8.26	0.12	0.043	497.7	260
322	11/18/2010 22:00	2200	-13.84	85.9	0.925	154.2	-7.85	-10.36	-7.08	-8.19	0.12	0.041	497.7	260
322	11/18/2010 23:00	2300	-13.71	86.4	0.919	281.3	-9.3	-9.41	-7.05	-8.09	0.12	0.039	497.6	259.9
322	11/19/2010 0:00	2400	-13.32	87.3	0.878	227.5	-5.49	-8.84	-7	-8.02	0.12	0.039	497.6	259.9
323	11/19/2010 1:00	100	-12.56	87.3	2.075	296.5	-4.171	-8	-6.952	-7.93	0.12	0.046	497.6	259.9
323	11/19/2010 2:00	200	-12.41	88.1	3.581	302.6	-4.42	-7.36	-6.891	-7.83	0.12	0.054	497.5	259.8
323	11/19/2010 3:00	300	-11.98	87.7	2.431	320.8	-3.971	-7.47	-6.822	-7.77	0.12	0.052	497.5	259.8
323	11/19/2010 4:00	400	-12.01	87.5	0.998	285	-4.874	-7.01	-6.747	-7.69	0.121	0.054	497.4	259.7
323	11/19/2010 5:00	500	-12.09	87.9	0.886	231.5	-6.971	-6.689	-6.667	-7.62	0.121	0.052	497.4	259.7
323	11/19/2010 6:00	600	-12.32	88.3	1.205	182.8	-16.09	-7.8	-6.592	-7.59	0.121	0.053	497.3	259.6
323	11/19/2010 7:00	700	-12.63	87.3	1.025	320.3	-11.56	-8.98	-6.529	-7.64	0.121	0.052	497.2	259.5
323	11/19/2010 8:00	800	-12.7	85.3	1.695	83.9	-9.67	-8.93	-6.482	-7.64	0.122	0.054	497.1	259.4
323	11/19/2010 9:00	900	-13.05	84.4	2.57	21.67	-13.32	-8.41	-6.44	-7.61	0.122	0.05	497.1	259.4
323	11/19/2010 10:00	1000	-13.89	84.4	1.006	14.19	-22.95	-9.21	-6.397	-7.61	0.122	0.05	497.1	259.4
323	11/19/2010 11:00	1100	-14.86	85.2	1.286	83.8	-17.94	-11.37	-6.365	-7.71	0.122	0.05	497.1	259.4
323	11/19/2010 12:00	1200	-14.9	80.3	1.924	31.82	-8.08	-12.52	-6.354	-7.83	0.122	0.046	497.1	259.4
323	11/19/2010 13:00	1300	-12.97	77.5	0.988	30.44	-12.95	-12.26	-6.354	-7.89	0.122	0.032	497	259.3
323	11/19/2010 14:00	1400	-11.41	73.5	0.175	215	-27.75	-12.42	-6.351	-7.94	0.122	0.037	497	259.3
323	11/19/2010 15:00	1500	-11.95	73.4	0.425	262.9	-25.21	-12.83	-6.348	-7.99	0.122	0.036	496.9	259.2
323	11/19/2010 16:00	1600	-14.01	78.9	0.734	76.6	-22.42	-12.82	-6.353	-8.04	0.122	0.049	497	259.3
323	11/19/2010 17:00	1700	-14.68	81.7	1.255	47.64	-15.5	-12.09	-6.359	-8.05	0.122	0.051	497	259.3
323	11/19/2010 18:00	1800	-14.81	83	1.19	46.24	-12.8	-11.2	-6.36	-8.02	0.122	0.051	497	259.3
323	11/19/2010 19:00	1900	-14.67	84.5	0.904	90	-13.72	-10.89	-6.352	-7.99	0.122	0.052	497	259.3
323	11/19/2010 20:00	2000	-13.81	83.6	0.862	169.3	-15.1	-10.75	-6.341	-7.98	0.122	0.052	497.1	259.4
323	11/19/2010 21:00	2100	-14.47	85	1.126	102.7	-12.04	-10.94	-6.331	-7.98	0.122	0.05	497.1	259.4

Faro Meteorological Data
January 01 - December 31, 2010

Faro Climate Station - 2010 data

Note: Cumulative precipitation is calculated in column 'V', while raw instrument numbers are seen in column 'U'. -0.1

Julian Day	Date	Hr	Tair	RH %	WindV	WindD	NetRad	SoilHF	SoilT2	SoilT3	Soil W	SnoD	Precip	Precip (rev)
323	11/19/2010 22:00	2200	-14.79	86.1	1.385	92.3	-11.89	-11.06	-6.324	-8	0.122	0.053	497.1	259.4
323	11/19/2010 23:00	2300	-13.99	84.9	1.549	116.6	-7.99	-10.11	-6.317	-7.97	0.122	0.051	497.1	259.4
323	11/20/2010 0:00	2400	-13.93	85.2	1.126	84.1	-9.9	-9.26	-6.301	-7.91	0.122	0.053	497.1	259.4
324	11/20/2010 1:00	100	-13.17	85.2	0.743	88	-7.21	-8.92	-6.279	-7.86	0.122	0.052	497.3	259.6
324	11/20/2010 2:00	200	-12.3	81.1	2.56	233.8	-6.676	-7.86	-6.25	-7.78	0.122	0.055	497.3	259.6
324	11/20/2010 3:00	300	-12.12	81.5	2.471	223.2	-7.62	-7.35	-6.216	-7.7	0.123	0.055	497.2	259.5
324	11/20/2010 4:00	400	-12.06	82.4	3.161	231.3	-6.657	-7.34	-6.176	-7.65	0.123	0.054	497.2	259.5
324	11/20/2010 5:00	500	-12.19	82.5	2.167	225.8	-7.52	-7.82	-6.137	-7.62	0.123	0.053	497.3	259.6
324	11/20/2010 6:00	600	-11.94	84.1	0.905	184.9	-7.49	-8.13	-6.103	-7.62	0.123	0.054	497.3	259.6
324	11/20/2010 7:00	700	-12.01	87.6	0.891	93.3	-2.024	-7.2	-6.074	-7.57	0.123	0.062	498.1	260.4
324	11/20/2010 8:00	800	-11.71	89.9	1.268	128.9	-1.461	-6.165	-6.04	-7.48	0.123	0.072	499	261.3
324	11/20/2010 9:00	900	-11.35	89.4	1.121	147.2	-1.902	-5.486	-5.998	-7.39	0.123	0.075	499.8	262.1
324	11/20/2010 10:00	1000	-11.19	90.2	1.537	142	-0.668	-5.03	-5.951	-7.3	0.123	0.079	500.8	263.1
324	11/20/2010 11:00	1100	-10.97	90.3	1.185	129.5	-2.978	-4.654	-5.901	-7.22	0.124	0.083	501.3	263.6
324	11/20/2010 12:00	1200	-10.82	89.7	0.929	149.9	-8.01	-4.303	-5.851	-7.14	0.124	0.088	501.4	263.7
324	11/20/2010 13:00	1300	-10.42	89	0.556	121.8	-14.35	-3.916	-5.799	-7.06	0.124	0.089	501.4	263.7
324	11/20/2010 14:00	1400	-11.45	89	1.039	285.5	-12.07	-3.569	-5.746	-6.975	0.124	0.087	501.4	263.7
324	11/20/2010 15:00	1500	-11.23	88.3	0.967	301.2	-11.2	-3.439	-5.692	-6.903	0.124	0.09	501.3	263.6
324	11/20/2010 16:00	1600	-11.97	88.7	1.331	281.2	-4.849	-3.44	-5.64	-6.84	0.125	0.094	501.2	263.5
324	11/20/2010 17:00	1700	-12.32	89.3	1.274	297.1	0.146	-3.518	-5.591	-6.787	0.125	0.093	501.2	263.5
324	11/20/2010 18:00	1800	-12.94	89.5	0.885	320.6	0.156	-3.825	-5.546	-6.75	0.125	0.094	501.3	263.6
324	11/20/2010 19:00	1900	-13.31	89.1	0.249	161.5	-0.705	-4.334	-5.508	-6.732	0.125	0.095	501.4	263.7
324	11/20/2010 20:00	2000	-13.16	89.2	0.347	2.586	-3.606	-4.716	-5.475	-6.725	0.125	0.095	501.5	263.8
324	11/20/2010 21:00	2100	-13.34	88.6	0.712	288.4	1.5	-4.729	-5.449	-6.706	0.126	0.095	501.5	263.8
324	11/20/2010 22:00	2200	-13.29	88.9	0.645	303.1	-1.167	-4.729	-5.424	-6.682	0.126	0.094	501.6	263.9
324	11/20/2010 23:00	2300	-13.47	88.8	0.674	329.5	-2.506	-4.777	-5.4	-6.66	0.126	0.092	501.6	263.9
324	11/21/2010 0:00	2400	-13.5	88.7	0.822	151.3	-0.693	-5.109	-5.376	-6.65	0.126	0.092	501.6	263.9
325	11/21/2010 1:00	100	-13.68	88.5	0.373	186.7	-0.74	-5.16	-5.358	-6.64	0.126	0.085	501.7	264
325	11/21/2010 2:00	200	-13.98	88.3	0.521	61.7	-1.642	-5.156	-5.339	-6.621	0.126	0.086	501.7	264
325	11/21/2010 3:00	300	-14.67	88.2	0.683	6.742	-3.807	-5.508	-5.321	-6.619	0.126	0.082	501.7	264
325	11/21/2010 4:00	400	-15.5	87.3	0.458	345.6	-1.191	-6.351	-5.309	-6.649	0.126	0.083	501.7	264
325	11/21/2010 5:00	500	-16.2	87.4	0.437	84.4	-5.258	-7.23	-5.305	-6.701	0.126	0.086	501.6	263.9
325	11/21/2010 6:00	600	-15.96	87.4	0.741	337	-7.53	-7.9	-5.312	-6.758	0.126	0.076	501.6	263.9
325	11/21/2010 7:00	700	-15.59	87.5	0.519	327.3	-3.14	-8.3	-5.329	-6.81	0.126	0.083	501.6	263.9
325	11/21/2010 8:00	800	-16.28	86.6	0.689	9.06	-9.2	-8.57	-5.348	-6.857	0.126	0.085	501.5	263.8
325	11/21/2010 9:00	900	-16.19	86.7	0.702	14.19	-7.16	-8.79	-5.369	-6.897	0.126	0.083	501.5	263.8
325	11/21/2010 10:00	1000	-16.25	86.6	0.663	29.15	-6.598	-8.82	-5.39	-6.929	0.126	0.086	501.5	263.8
325	11/21/2010 11:00	1100	-16.42	86.6	0.599	23.03	-7.02	-8.97	-5.413	-6.961	0.126	0.078	501.5	263.8
325	11/21/2010 12:00	1200	-14.56	86.2	0.569	329.2	23.67	-9.01	-5.432	-6.988	0.126	0.081	501.5	263.8
325	11/21/2010 13:00	1300	-14.1	84.3	0.406	282.6	13.28	-8.72	-5.451	-7	0.126	0.079	501.4	263.7
325	11/21/2010 14:00	1400	-12.27	83.2	0.268	302.8	-0.725	-8.25	-5.464	-6.995	0.126	0.081	501.5	263.8
325	11/21/2010 15:00	1500	-12.09	81.2	2.356	65.82	-0.008	-7.79	-5.468	-6.975	0.126	0.086	501.5	263.8
325	11/21/2010 16:00	1600	-13.12	80.8	3.113	37.74	-4.629	-6.97	-5.466	-6.931	0.126	0.09	501.6	263.9
325	11/21/2010 17:00	1700	-14.05	81.4	1.738	25.99	-1.575	-6.479	-5.457	-6.876	0.126	0.09	501.7	264
325	11/21/2010 18:00	1800	-14.56	82.6	1.159	135.4	-3.461	-6.235	-5.44	-6.834	0.126	0.091	501.7	264
325	11/21/2010 19:00	1900	-14.51	78.7	0.968	76.7	1.2	-6.415	-5.42	-6.811	0.126	0.093	501.7	264
325	11/21/2010 20:00	2000	-15.1	76.9	1.728	64.6	-3.178	-6.451	-5.403	-6.797	0.126	0.092	501.7	264
325	11/21/2010 21:00	2100	-16.36	83.7	1.88	141.9	-1.821	-6.564	-5.387	-6.79	0.126	0.088	501.7	264
325	11/21/2010 22:00	2200	-17.79	84.6	1.042	61.8	-1.466	-7.12	-5.376	-6.805	0.126	0.085	501.7	264
325	11/21/2010 23:00	2300	-19.24	80	1.637	28.01	-9.47	-8.05	-5.369	-6.849	0.126	0.084	501.7	264
325	11/22/2010 0:00	2400	-20.36	78.9	1.469	28.13	-10.21	-8.92	-5.376	-6.914	0.126	0.089	501.7	264
326	11/22/2010 1:00	100	-20.78	75	2.075	26.6	-11.79	-9.45	-5.396	-6.976	0.126	0.087	501.7	264
326	11/22/2010 2:00	200	-21.12	72.5	1.979	23.08	-11.66	-9.76	-5.423	-7.03	0.126	0.084	501.6	263.9
326	11/22/2010 3:00	300	-21.09	70.2	1.675	29.55	-7.22	-9.94	-5.452	-7.08	0.126	0.08	501.6	263.9
326	11/22/2010 4:00	400	-22.14	73.9	2.12	115.4	-6.468	-10.16	-5.482	-7.12	0.125	0.094	501.6	263.9
326	11/22/2010 5:00	500	-22.6	75	2.371	109	-7.41	-10.47	-5.512	-7.18	0.125	0.09	501.6	263.9
326	11/22/2010 6:00	600	-22.86	75.5	1.665	80.3	-2.446	-10.54	-5.539	-7.23	0.125	0.087	501.5	263.8
326	11/22/2010 7:00	700	-23.75	76.2	1.483	75.5	4.439	-10.65	-5.567	-7.28	0.125	0.085	501.5	263.8
326	11/22/2010 8:00	800	-24.13	78.4	1.283	73.4	2.456	-10.9	-5.595	-7.32	0.125	0.081	501.5	263.8
326	11/22/2010 9:00	900	-23.97	80.4	1.582	89.2	-2.285	-11.18	-5.627	-7.38	0.125	0.086	501.5	263.8
326	11/22/2010 10:00	1000	-23.54	80.6	1.71	95.7	1.835	-11.4	-5.662	-7.43	0.125	0.088	501.4	263.7
326	11/22/2010 11:00	1100	-22.76	77.8	2.586	100.2	-2.323	-11.21	-5.697	-7.47	0.125	0.084	501.5	263.8
326	11/22/2010 12:00	1200	-20.98	70.7	2.42	99.4	13.76	-10.93	-5.726	-7.49	0.125	0.083	501.4	263.7
326	11/22/2010 13:00	1300	-19.36	66.4	2.263	102	13.19	-10.3	-5.748	-7.49	0.124	0.083	501.4	263.7
326	11/22/2010 14:00	1400	-18.34	66.26	1.884	102.6	-9.65	-9.66	-5.759	-7.48	0.124	0.088	501.3	263.6
326	11/22/2010 15:00	1500	-17.84	68.61	1.863	110.5	-19.83	-8.75	-5.761	-7.43	0.124	0.09	501.3	263.6
326	11/22/2010 16:00	1600	-17.62	70.9	1.819	123	-12.12	-7.5	-5.752	-7.36	0.124	0.089	501.3	263.6
326	11/22/2010 17:00	1700	-18.52	75.6	2.562	125.7	-6.709	-6.768	-5.729	-7.27	0.124	0.091	501.3	263.6
326	11/22/2010 18:00	1800	-16.5	63.92	1.138	83.6	-11.48	-6.635	-5.699	-7.22	0.125	0.09	501.3	263.6
326	11/22/2010 19:00	1900	-16.57	65.65	1.962	115.8	-7.92	-6.269	-5.67	-7.16	0.125	0.09	501.4	263.7
326	11/22/2010 20:00	2000	-16.78	73.6	2.117	117.8	-6.918	-6.021	-5.64	-7.11	0.125	0.095	501.6	263.9
326	11/22/2010 21:00	2100	-17.01	84.4	2.944	126.7	-0.076	-6.008	-5.61	-7.07	0.125	0.105	502.1	264.4
326	11/22/2010 22:00	2200	-16.37	85.8	3.097	140.5	-2.212	-5.824	-5.58	-7.03	0.125	0.11	502.3	264.6
326	11/22/2010 23:00	2300	-15.11	86.3	2.926	131.9	-1.083	-5.555	-5.551	-6.985	0.125	0.109	502.8	265.1
326	11/23/2010 0:00	2400	-14.88	86.9	2.366	153.8	0.506	-5.239	-5.523	-6.933	0.125	0.118	503.1	265.4
327	11/23/2010 1:00	100	-14.42	87.1	1.781	162.1	-1.032	-4.905	-5.493	-6.879	0.125	0.123	503.3	265.6
327	11/23/2010 2:00	200	-14.03	87	0.83	165.2	-1.339	-4.647	-5.461	-6.824	0.125	0.12	503.6	265.9
327	11/23/2010 3:00	300	-13.89	86.3	0.732	32.1	2.036	-4.396	-5.427	-6.768	0.125	0.125	503.8	266.1
327	11/23/2010 4:00	400	-17.44	84.3	0.772	275.1	6.712	-4.16	-5.394	-6.715	0.126	0.128	503.9	266.2
327	11/23/2010 5:00	500	-17.97	85.1	0.421	129.5	1.736	-4.085	-5.362	-6.664	0.126	0.13	504.4	266.7
327	11/23/2010 6:00	600	-17.61	85.1	0.419	138.6	1.678	-4.085	-5.328	-6.622	0.126	0.134	504.7	267
327	11/23/2010 7:00	700	-16.95	85.9	0.317	124.2	-1.066	-4.085	-5.297	-6.587	0.126	0.135	505	267.3
327	11/23/2010 8:00	800	-15.21	88	0.949	67.35	-4.911	-4.085	-5.267	-6.553	0.126	0.137	505.1	267.4
327	11/23/2010 9:00	900	-12	89.7	0.971	61.35	-3.635	-4.048	-5.239	-6.517	0.126	0.136	505.2	267.5
327	11/23/2010 10:00	1000	-13.22	87.6	0.502	290.1	4.739	-3.846	-5.211	-6.48	0.126	0.137	505.3	267.6
327	11/23/2010 11:00	1100	-14.42	87.2	0.5	250.9	1.232	-3.613	-5.185	-6.438	0.126	0.138	505.3	267.6
327	11/23/2010 12:00	1200	-14.84	87.3	0.69	106.6	-8.12	-3.434	-5.156	-6.393	0.126	0.139	505.4	267.7
327	11/23/2010 13:00	1300	-13.28	88	0.632	121	-13.44	-3.234	-5.125	-6.35	0.126	0.139	505.5	267.8
327	11/23/2010 14:00	1400	-11.2	89.3	0.564	101.5	-20.62	-3.206	-5.092	-6.307	0.127	0.143	505.8	268.1
327	11/23/2010 15:00	1500	-9.12	90.1	0.627	90.6	-21.12	-2.994	-5.06	-6.263	0.127	0.143	505.9	268.2
327	11/23/2010 16:00	1600	-8.32	90.4	0.769	104.2	-14.19	-2.793	-5.028	-6.217	0.127	0.144	506.1	268.4
327	11/23/2010 17:00	1700	-7.62	90.2	0.933	157.2	-4.707	-2.597	-4.996	-6.172	0.127	0.144	506.2	268.5
327	11/23/2010 18:00	1800	-7.2	89.5	1.324	200.8	-5.051	-2.578	-4.961	-6.128	0.127	0.143	506.4	268.7
327	11/23/2010 19:00	1900	-7.74	91.1	0.81	143.7	-0.81	-2.387	-4.927	-6.085	0.127	0.145	506.6	268.9
327	11/23/2010 20:00	2000	-7.89	91.4	1.214	75.2	-3.275	-2.364	-4.895	-6.044	0.127	0.145	506.7	269
327	11/23/2010 21:00	2100	-7.01	91.2	1.201	102.3	-4.697	-2.364	-4.86	-6.008	0.128	0.145	506.8	269.1
327	11/23/2010 22:00	2200	-6.182	90.8	1.215	168.3	-6.374	-2.364	-4.83	-5.975	0.128	0.146	507	269.3
327	11/23/2010 23:00	2300	-5.75	90.7	1.038	59.29	-0.972	-2.318	-4.798	-5.937	0.128	0.142	507.1	269.4
327	11/24/2010 0:00	2400	-5.457	91.5	0.938	117.4	-3.76	-2.149	-4.768	-5.896	0.128	0.143	507.2	269.5
328	11/24/2010 1:00	100	-6.206	91.1	1.711	145.1	0.019	-1.96	-4.737	-5.854	0.128	0.143	507.4	269.7
328	11/24/2010 2:00	200	-6.258	91.5	2.48	131.9	1.177	-1.782	-4.704	-5.808	0.128	0.145	507.5	269.8
328	11/24/2010 3:00	300	-6.692	93.3	1.964	116	0.175	-1.635	-4.67	-5.761	0.128	0.149	507.9	270.2
328	11/24/2010 4:00	400	-6.756	93	2.88	128.5	-0.315	-1.504	-4.636	-5.716	0.129	0.149	508	270.3
328	11/24/2010 5:00	500	-7.11	92.4	2.458	109.7	1.042	-1.493	-4.601	-5.674	0.129	0.149	508.2	270.5
328	11/24/2010 6:00	600	-7.83	92.2	2.524	112	0.675	-1.313	-4.566	-5.633	0.129	0.15	508.3	270.6
328	11/24/2010 7:00	700	-8.07	91.5	2.674	114.2	1.859	-1.289	-4.531	-5.594	0.129	0.15	508.4	270.7
328	11/24/2010 8:00	800	-7.51	92.7	2.772	105.4	-1.238	-1.297	-4.498	-5.559	0.129	0.15	508.4	270.7
328	11/24/2010 9:00	900	-9.6	90.3	3.885	124.4	2.249	-1.429	-4.467	-5.528	0.129	0.151	508.6	270.9
328	11/24/2010 10:00	1000	-9.33	91.5	3.144	116.5	-0.05	-1.505	-4.438	-5.498	0.129	0.149	508.5	270.8
328	11/24/2010 11:00	1100	-9.51	91.5	3.748	122.7	2.026	-1.543	-4.408	-5.474	0.129	0.149	508.5	270.8
328	11/24/2010 12:00	1200	-9.05	91.6	3.556	125.7	-6.918	-1.717	-4.381	-5.45	0.13	0.149	508.6	270.9
328	11/24/2010 13:00	1300	-6.958	91.5	2.848	153.9	-13.54	-1.714	-4.354	-5.424	0.13	0.148	508.5	270.8
328	11/24/2010 14:00	1400	-4.404	90.8	2.225	138.5	-19.32	-1.535	-4.325	-5.394	0.13	0.146	508.6	270.9
328	11/24/2010 15:00	1500	-4.394	90.2	2.522	124.7	-14.71	-1.404	-4.298	-5.36	0.13	0.147	508.6	270.9
328	11/24/2010 16:00	1600	-2.83	88.9	2.003	58.31	-13.08	-1.192	-4.268	-5.32	0.13	0.149	508.7	271
328	11/24/2010 17:00	1700	-1.96	87.2	3.85	278.6	-15.01	-1.028	-4.238	-5.277	0.13	0.145	508.6	270.9
328	11/24/2010 18:00	1800	-1.562	86.5	3.102	277.4	-11.46	-0.843	-4.207	-5.234	0.13	0.14	508.4	270.7
328	11/24/2010 19:00	1900	-1.974	93.4	2.462	275.7	-5.179	-0.641	-4.173	-5.189	0.13	0.149	508.9	271.2
328	11/24/2010 20:00	2000	-1.733	93.2	2.904	284.3	-5.317	-0.437	-4.14	-5.14	0.131	0.162	509.4	271.7
328	11/24/2010 21:00	2100	-1.678	95.9	2.108	306.1	-1.946	-0.332	-4.104	-5.095	0.131	0.184	510.1	272.4
328	11/24/2010 22:00	2200	-1.735	96.3	2.484	314.2	-4.876	-0.215	-4.068	-5.051	0.131	0.194	510.1	272.4
328	11/24/2010 23:00	2300	-1.821	94.8	2.452	306.2	-8.25	-0.215	-4.033	-5.009	0.131	0.192	510	272.3
328	11/25/2010 0:00	2400	-2.105	95	1.438	315.6	-3.687	-0.215	-3.999	-4.968	0.131	0.189	510.1	272.4
329	11/25/2010 1:00	100	-2.084	89	4.043	265.4	-16.17	-0.215	-3.965	-4.931	0.131	0.209	510.1	272.4
329	11/25/2010 2:00	200	-2.048	80.5	7.65	247.6	-39.71	-0.215	-3.931	-4.896	0.131	0.276	510.6	272.9

Faro Meteorological Data
January 01 - December 31, 2010

Faro Climate Station - 2010 data

Note: Cumulative precipitation is calculated in column 'V', while raw instrument numbers are seen in column 'U'. -0.1

Julian Day	Date	Hr	Tair	RH %	WindV	WindD	NetRad	SoilHF	SoilT2	SoilT3	Soil W	SnoD	Precip	Precip (rev)
329	11/25/2010 3:00	300	-2.334	78.2	7.63	248.6	-34.83	-0.215	-3.899	-4.862	0.132	0.244	513.5	275.8
329	11/25/2010 4:00	400	-2.463	75.8	7.78	246.5	-14.17	-0.215	-3.867	-4.831	0.132	0.204	513.3	275.6
329	11/25/2010 5:00	500	-2.698	74.2	7.39	250.2	-24.8	-0.215	-3.838	-4.802	0.132	0.135	513	275.3
329	11/25/2010 6:00	600	-2.988	73.6	5.473	256.3	-29.63	-0.268	-3.809	-4.776	0.132	0.132	513.1	275.4
329	11/25/2010 7:00	700	-3.071	73.4	5.996	245.2	-23.42	-0.502	-3.782	-4.756	0.132	0.107	512.7	275
329	11/25/2010 8:00	800	-3.095	72.2	6.174	244.3	-12.47	-0.802	-3.76	-4.747	0.132	0.094	512.6	274.9
329	11/25/2010 9:00	900	-3.188	70.7	6.311	245.4	-10.89	-0.915	-3.743	-4.736	0.132	0.067	512.4	274.7
329	11/25/2010 10:00	1000	-3.398	71.4	4.538	266	-9.81	-1.074	-3.728	-4.725	0.132	0.069	512.1	274.4
329	11/25/2010 11:00	1100	-3.598	73.3	3.592	266.2	-7.79	-1.074	-3.713	-4.711	0.132	0.069	512.1	274.4
329	11/25/2010 12:00	1200	-3.766	74.6	2.856	250.9	-5.439	-1.074	-3.698	-4.694	0.132	0.069	511.9	274.2
329	11/25/2010 13:00	1300	-4.023	77.9	2.73	237.9	-1.685	-1.026	-3.682	-4.675	0.133	0.069	511.8	274.1
329	11/25/2010 14:00	1400	-3.64	75.8	1.276	88.3	-9.24	-0.86	-3.664	-4.651	0.133	0.064	511.8	274.1
329	11/25/2010 15:00	1500	-4.259	77.4	1.4	11.16	-14.49	-0.877	-3.643	-4.627	0.133	0.068	511.7	274
329	11/25/2010 16:00	1600	-4.522	81	0.918	306.9	-4.484	-1.208	-3.626	-4.622	0.133	0.069	511.7	274
329	11/25/2010 17:00	1700	-4.886	84.5	0.731	359.9	-6.144	-1.496	-3.615	-4.623	0.133	0.068	511.6	273.9
329	11/25/2010 18:00	1800	-5.123	85.8	0.742	66	-5.968	-1.504	-3.605	-4.617	0.133	0.068	511.5	273.8
329	11/25/2010 19:00	1900	-5.325	89.4	1.3	90.7	-5.918	-1.504	-3.595	-4.609	0.133	0.068	511.6	273.9
329	11/25/2010 20:00	2000	-5.444	90.9	0.927	192	-5.735	-1.504	-3.585	-4.599	0.133	0.068	511.8	274.1
329	11/25/2010 21:00	2100	-5.728	92.5	0.516	170.2	-5.33	-1.504	-3.573	-4.586	0.133	0.072	511.7	274
329	11/25/2010 22:00	2200	-6.156	91.4	0.718	38.81	-3.56	-1.622	-3.562	-4.579	0.133	0.074	511.7	274
329	11/25/2010 23:00	2300	-6.286	92.8	0.646	131	-5.154	-1.73	-3.553	-4.578	0.133	0.073	511.6	273.9
329	11/26/2010 0:00	2400	-6.599	91.9	0.522	60.32	-0.883	-1.931	-3.547	-4.576	0.133	0.081	511.7	274
330	11/26/2010 1:00	100	-7.14	92	1.055	46.81	-3.364	-1.934	-3.542	-4.574	0.133	0.081	511.7	274
330	11/26/2010 2:00	200	-7.25	90.8	1.219	7.71	-2.633	-2.067	-3.537	-4.573	0.133	0.088	511.7	274
330	11/26/2010 3:00	300	-7.6	94	0.618	338.7	-1.314	-2.149	-3.533	-4.574	0.133	0.089	511.6	273.9
330	11/26/2010 4:00	400	-9.22	91.4	0.538	29.23	-2.553	-2.355	-3.532	-4.58	0.133	0.089	511.4	273.7
330	11/26/2010 5:00	500	-9.92	89.6	1.017	17.47	-10.21	-2.73	-3.532	-4.594	0.133	0.091	511.3	273.6
330	11/26/2010 6:00	600	-9.11	91.4	0.56	335.5	-2.843	-3.256	-3.539	-4.624	0.133	0.091	511.1	273.4
330	11/26/2010 7:00	700	-9.13	92.8	0.638	320.3	-3.373	-3.57	-3.554	-4.656	0.133	0.091	511	273.3
330	11/26/2010 8:00	800	-8.82	94.8	1.158	306.2	-2.319	-3.644	-3.57	-4.678	0.133	0.09	511	273.3
330	11/26/2010 9:00	900	-8.99	92.9	1.098	299.7	-0.433	-3.448	-3.582	-4.689	0.133	0.094	511	273.3
330	11/26/2010 10:00	1000	-9.37	92.1	0.802	296.4	-0.594	-3.273	-3.589	-4.688	0.133	0.098	511	273.3
330	11/26/2010 11:00	1100	-9.99	91.6	0.659	259.4	-0.597	-3.089	-3.588	-4.679	0.133	0.1	511	273.3
330	11/26/2010 12:00	1200	-10.37	91.1	0.22	359	-3.778	-3.007	-3.583	-4.668	0.133	0.097	510.9	273.2
330	11/26/2010 13:00	1300	-10.34	91	0.525	102.1	-6.003	-2.917	-3.576	-4.657	0.133	0.095	511	273.3
330	11/26/2010 14:00	1400	-9.73	90.4	0.373	279.3	-9.38	-3.01	-3.569	-4.654	0.133	0.096	511.1	273.4
330	11/26/2010 15:00	1500	-10.18	90.3	1.205	274	-4.471	-3.106	-3.568	-4.658	0.133	0.1	511.1	273.4
330	11/26/2010 16:00	1600	-10.27	90.6	0.425	290.2	-4.7	-3.033	-3.568	-4.658	0.133	0.093	511.1	273.4
330	11/26/2010 17:00	1700	-10.63	91	0.084	264.5	-2.442	-3.009	-3.565	-4.653	0.133	0.1	511.1	273.4
330	11/26/2010 18:00	1800	-10.8	90.9	0.335	329.9	-0.544	-3.009	-3.56	-4.649	0.133	0.103	511.1	273.4
330	11/26/2010 19:00	1900	-11.34	90.4	0.57	348.9	0.146	-3.107	-3.556	-4.648	0.133	0.102	511.1	273.4
330	11/26/2010 20:00	2000	-12.04	90.1	0.379	358	-2.212	-3.259	-3.555	-4.653	0.133	0.098	511.1	273.4
330	11/26/2010 21:00	2100	-12.09	90.3	0.391	345	3.044	-3.472	-3.557	-4.666	0.133	0.093	511.1	273.4
330	11/26/2010 22:00	2200	-13.42	89.2	0.37	0.077	0.742	-3.711	-3.564	-4.684	0.133	0.098	511.2	273.5
330	11/26/2010 23:00	2300	-13.75	89.4	0.535	350.6	-6.045	-4.082	-3.574	-4.711	0.133	0.101	511	273.3
330	11/27/2010 0:00	2400	-12.93	89.5	0.343	275.2	-2.914	-4.535	-3.589	-4.748	0.133	0.099	511.1	273.4
331	11/27/2010 1:00	100	-12.49	89.6	0.348	324.9	-1.257	-4.636	-3.608	-4.776	0.133	0.101	511.1	273.4
331	11/27/2010 2:00	200	-11.81	90.5	0.689	97.8	-2.563	-4.373	-3.622	-4.785	0.133	0.1	511.2	273.5
331	11/27/2010 3:00	300	-11.22	90.7	0.327	107.5	-2.202	-4.012	-3.627	-4.779	0.133	0.1	511.2	273.5
331	11/27/2010 4:00	400	-11.33	90.2	0.61	292.3	0.811	-3.743	-3.625	-4.765	0.133	0.1	511.3	273.6
331	11/27/2010 5:00	500	-12.51	90	0.553	262.5	0.094	-3.525	-3.62	-4.751	0.133	0.099	511.3	273.6
331	11/27/2010 6:00	600	-12.56	90.1	0.387	253	-1.984	-3.44	-3.612	-4.737	0.133	0.099	511.2	273.5
331	11/27/2010 7:00	700	-12.67	89.8	0.12	167.4	-1.439	-3.439	-3.603	-4.726	0.133	0.1	511.2	273.5
331	11/27/2010 8:00	800	-13.28	89.1	0.926	30.75	2.541	-3.396	-3.596	-4.718	0.133	0.098	511.3	273.6
331	11/27/2010 9:00	900	-14.22	88.2	0.653	33.54	-0.773	-3.225	-3.591	-4.71	0.133	0.099	511.3	273.6
331	11/27/2010 10:00	1000	-14.6	87.7	0.385	41.93	1.598	-3.225	-3.586	-4.702	0.133	0.097	511.3	273.6
331	11/27/2010 11:00	1100	-16.12	86.4	0.227	61.47	4.609	-3.265	-3.585	-4.698	0.133	0.092	511.5	273.8
331	11/27/2010 12:00	1200	-16.7	86.3	0.712	109.4	10.02	-3.44	-3.585	-4.7	0.133	0.083	511.1	273.4
331	11/27/2010 13:00	1300	-14.87	86	0.636	89.2	6.284	-3.646	-3.586	-4.708	0.134	0.091	511.3	273.6
331	11/27/2010 14:00	1400	-14.59	87.3	0.486	77.8	-10.32	-3.869	-3.593	-4.723	0.133	0.093	511.2	273.5
331	11/27/2010 15:00	1500	-13.9	87.8	0.302	70.3	-8.2	-3.87	-3.601	-4.733	0.133	0.093	511.3	273.6
331	11/27/2010 16:00	1600	-12.09	86.7	0.116	80.2	2.252	-3.719	-3.606	-4.733	0.133	0.095	511.4	273.7
331	11/27/2010 17:00	1700	-14.84	86.5	0.24	80.4	4.855	-3.655	-3.607	-4.727	0.133	0.1	511.4	273.7
331	11/27/2010 18:00	1800	-15.34	88.1	1.158	125.9	2.973	-3.657	-3.607	-4.726	0.133	0.099	511.4	273.7
331	11/27/2010 19:00	1900	-14.8	88.2	1.261	150.3	0.621	-4.005	-3.607	-4.739	0.133	0.098	511.4	273.7
331	11/27/2010 20:00	2000	-14.38	88	0.59	160.3	0.417	-4.444	-3.613	-4.77	0.133	0.099	511.4	273.7
331	11/27/2010 21:00	2100	-15.39	86.8	0.158	251.5	6.423	-4.515	-3.622	-4.796	0.133	0.097	511.4	273.7
331	11/27/2010 22:00	2200	-16.28	86.5	0.126	352.6	2.947	-4.515	-3.631	-4.811	0.133	0.095	511.4	273.7
331	11/27/2010 23:00	2300	-17	85.7	0.242	54.78	7.89	-4.61	-3.637	-4.827	0.133	0.093	511.5	273.8
331	11/28/2010 0:00	2400	-19.1	84.4	0.288	59.29	-2.062	-4.843	-3.645	-4.846	0.133	0.102	511.4	273.7
332	11/28/2010 1:00	100	-18.44	85.2	0.737	36.59	3.69	-5.238	-3.662	-4.879	0.133	0.09	511.5	273.8
332	11/28/2010 2:00	200	-18.89	84.7	0.841	29.79	-0.466	-5.526	-3.685	-4.917	0.133	0.097	511.3	273.6
332	11/28/2010 3:00	300	-19.38	83.8	0.625	20.37	5.085	-5.677	-3.712	-4.951	0.133	0.095	511.4	273.7
332	11/28/2010 4:00	400	-20.2	83.3	0.716	23.66	2.675	-5.807	-3.741	-4.983	0.133	0.09	511.4	273.7
332	11/28/2010 5:00	500	-21.07	82.6	0.621	34.65	1.4	-5.919	-3.772	-5.015	0.133	0.094	511.3	273.6
332	11/28/2010 6:00	600	-20.88	82.8	0.496	14.01	3.493	-6.074	-3.804	-5.048	0.133	0.092	511.1	273.4
332	11/28/2010 7:00	700	-20.8	82.9	0.75	86.3	0.06	-6.274	-3.836	-5.082	0.132	0.091	511.2	273.5
332	11/28/2010 8:00	800	-21.43	81.9	0.722	73.7	4.549	-6.519	-3.867	-5.121	0.132	0.093	510.9	273.2
332	11/28/2010 9:00	900	-20.83	82.6	0.666	102.5	6.749	-6.667	-3.9	-5.161	0.132	0.087	511.1	273.4
332	11/28/2010 10:00	1000	-21.52	81.9	0.616	71.7	0.351	-6.775	-3.93	-5.199	0.132	0.094	511	273.3
332	11/28/2010 11:00	1100	-21.11	82.5	0.576	90.7	0.419	-6.882	-3.959	-5.234	0.132	0.093	510.9	273.2
332	11/28/2010 12:00	1200	-20.55	82.8	0.309	90.1	-5.235	-6.882	-3.985	-5.263	0.132	0.092	510.9	273.2
332	11/28/2010 13:00	1300	-20.09	82.9	0.582	102.5	-6.601	-6.737	-4.007	-5.286	0.132	0.092	510.9	273.2
332	11/28/2010 14:00	1400	-18.13	84.7	0.613	78.3	-9.6	-6.462	-4.024	-5.296	0.132	0.085	510.9	273.2
332	11/28/2010 15:00	1500	-13.4	86.9	0.449	63.13	6.195	-5.988	-4.031	-5.288	0.132	0.076	511.3	273.6
332	11/28/2010 16:00	1600	-13.5	80.2	0.381	109.1	21.77	-5.504	-4.034	-5.269	0.132	0.093	512	274.3
332	11/28/2010 17:00	1700	-18.83	82.9	0.148	101.5	10.91	-5.26	-4.034	-5.255	0.132	0.089	511.4	273.7
332	11/28/2010 18:00	1800	-19.15	84.6	0.575	113.2	-9.86	-5.325	-4.029	-5.247	0.132	0.093	511.7	274
332	11/28/2010 19:00	1900	-18	84.8	0.558	118.5	-2.674	-5.688	-4.032	-5.26	0.132	0.093	511.6	273.9
332	11/28/2010 20:00	2000	-17.68	84.9	0.234	104.1	0.621	-5.806	-4.039	-5.279	0.131	0.088	511.6	273.9
332	11/28/2010 21:00	2100	-18.05	84.9	0.127	69.62	-2.794	-5.679	-4.045	-5.286	0.131	0.089	511.6	273.9
332	11/28/2010 22:00	2200	-18.04	84.7	0.386	98.1	-2.175	-5.591	-4.048	-5.29	0.132	0.089	511.5	273.8
332	11/28/2010 23:00	2300	-18.01	85	0.147	97.5	-3.688	-5.59	-4.05	-5.293	0.132	0.106	511.4	273.7
332	11/29/2010 0:00	2400	-17.32	85.8	0.197	28.81	-4.234	-5.392	-4.05	-5.29	0.132	0.109	511.4	273.7
333	11/29/2010 1:00	100	-16.1	87	0.327	56.35	-4.477	-5.192	-4.049	-5.281	0.132	0.111	511.4	273.7
333	11/29/2010 2:00	200	-15.38	87.2	0.387	59.68	-2.525	-4.948	-4.044	-5.266	0.132	0.116	511.5	273.8
333	11/29/2010 3:00	300	-14.8	87.7	0.382	65.36	-2.583	-4.702	-4.037	-5.249	0.132	0.117	511.6	273.9
333	11/29/2010 4:00	400	-14.1	88.4	0.342	55.46	-3.336	-4.478	-4.025	-5.227	0.132	0.12	511.7	274
333	11/29/2010 5:00	500	-13.41	88.8	0.108	50.48	-2.428	-4.274	-4.011	-5.203	0.132	0.128	512	274.3
333	11/29/2010 6:00	600	-13.02	89.1	0.245	333.3	-2.213	-4.075	-3.996	-5.178	0.132	0.127	512	274.3
333	11/29/2010 7:00	700	-12.49	89.5	0.182	78.9	-2.379	-3.871	-3.979	-5.15	0.132	0.127	511.9	274.2
333	11/29/2010 8:00	800	-12.04	89.9	0.315	55.95	-2.612	-3.671	-3.96	-5.122	0.132	0.128	511.9	274.2
333	11/29/2010 9:00	900	-11.04	90.7	0.406	81.4	-3.912	-3.501	-3.94	-5.095	0.132	0.127	511.8	274.1
333	11/29/2010 10:00	1000	-10.31	90.6	0.475	121.9	-1.574	-3.378	-3.92	-5.066	0.132	0.127	511.7	274
333	11/29/2010 11:00	1100	-10.4	90.4	0.587	150.9	0.562	-3.225	-3.899	-5.038	0.132	0.126	511.7	274
333	11/29/2010 12:00	1200	-10.18	89.6	1.034	155.2	-3.923	-3.067	-3.878	-5.012	0.132	0.127	511.7	274
333	11/29/2010 13:00	1300	-9.89	87.7	1.193	149.9	-6.584	-3.009	-3.857	-4.985	0.132	0.126	511.5	273.8
333	11/29/2010 14:00	1400	-9.57	85.9	2.316	154.9	-8.63	-3.001	-3.837	-4.961	0.132	0.126	511.5	273.8
333	11/29/2010 15:00	1500	-9.16	85.3	1.031	132.1	-8.22	-2.836	-3.815	-4.94	0.132	0.127	511.7	274
333	11/29/2010 16:00	1600	-9.35	84.9	1.543	127.3	-3.27	-2.794	-3.796	-4.92	0.132	0.126	511.7	274
333	11/29/2010 17:00	1700	-9.24	84	0.944	136	0.643	-2.794	-3.775	-4.899	0.132	0.126	511.8	274.1
333	11/29/2010 18:00	1800	-9.52	84.2	1.247	146.8	1.334	-2.794	-3.756	-4.883	0.132	0.126	511.9	274.2
333	11/29/2010 19:00	1900	-9.34	83.7	0.941	151.7	-0.125	-2.794	-3.74	-4.864	0.132	0.126	512.1	274.4
333	11/29/2010 20:00	2000	-9.48	85.2	2.608	165.6	0.948	-2.794	-3.724	-4.847	0.132	0.124	512.5	274.8
333	11/29/2010 21:00	2100	-9.58	86.2	2.075	166.7	0.963	-2.794	-3.71	-4.834	0.132	0.119	512.9	275.2
333	11/29/2010 22:00	2200	-9.99	87.5	1.214	255.3	4.424	-2.804	-3.696	-4.822	0.133	0.124	513.2	275.5
333	11/29/2010 23:00	2300	-10.48	89.2	0.924	281	1.985	-2.794	-3.683	-4.807	0.133	0.119	513.4	275.7
333	11/30/2010 0:00	2400	-10.88	89	0.519	193.2	3.86	-2.794	-3.67	-4.793	0.133	0.12	513.7	276
334	11/30/2010 1:00	100	-11.93	90.5	0.341	206.2	1.194	-2.795	-3.659	-4.78	0.133	0.128	513.7	276
334	11/30/2010 2:00	200	-12.53	90.2	0.352	132.7	0.986	-2.857	-3.647	-4.769	0.133	0.128	513.9	276.2
334	11/30/2010 3:00	300	-12.74	89.7	0.153	148.9	-0.653	-2.97	-3.639	-4.761	0.133	0.149	514.2	276.5
334	11/30/2010 4:00	400	-13.81	88.6	1.209	283	1.829	-2.961	-3.632	-4.75	0.133	0.153	514.5	276.8
334	11/30/2010 5:00	500	-14.63	87.7	0.748	290.4	0.761	-2.834	-3.623	-4.739	0.133	0.158	514.9	277.2
334	11/30/2010 6:00	600	-16.16	86.5	1.2	292.9	10.22	-2.795	-3.616	-4.729	0.133	0.157	514.8	277.1
334	11/30/2010 7:00	700	-17	86.7	1.122	285.7	-0.898	-2.797	-3.608	-4.719	0.133	0.156	514.6	276.9

Faro Meteorological Data
January 01 - December 31, 2010

Faro Climate Station - 2010 data

Note: Cumulative precipitation is calculated in column 'V', while raw instrument numbers are seen in column 'U'. -0.1

Julian Day	Date	Hr	Tair	RH %	WindV	WindD	NetRad	SoilHF	SoilT2	SoilT3	Soil W	SnoD	Precip	Precip (rev)
334	11/30/2010 8:00	800	-16.84	86.3	1.596	297.3	-0.801	-2.981	-3.6	-4.711	0.133	0.161	514.7	277
334	11/30/2010 9:00	900	-16.83	86	1.227	306	0.806	-3.012	-3.594	-4.708	0.133	0.161	514.7	277
334	11/30/2010 10:00	1000	-17.03	85.8	2.199	307.5	0.253	-3.187	-3.592	-4.706	0.133	0.16	514.9	277.2
334	11/30/2010 11:00	1100	-16.93	85.6	2.249	310	-0.097	-3.225	-3.59	-4.704	0.133	0.159	514.8	277.1
334	11/30/2010 12:00	1200	-17.03	85.5	2.39	295.3	-4.281	-3.225	-3.59	-4.699	0.133	0.155	514.9	277.2
334	11/30/2010 13:00	1300	-17.01	85.4	2.035	314	-10.89	-3.102	-3.591	-4.692	0.133	0.16	514.9	277.2
334	11/30/2010 14:00	1400	-16.79	84.9	2.814	302.7	-14.52	-3.01	-3.593	-4.684	0.133	0.16	515.1	277.4
334	11/30/2010 15:00	1500	-16.91	84.7	2.098	313.1	-7.89	-3.01	-3.595	-4.672	0.133	0.164	515.1	277.4
334	11/30/2010 16:00	1600	-17.1	84.6	2.212	309.2	-4.684	-3.01	-3.596	-4.663	0.133	0.169	515.3	277.6
334	11/30/2010 17:00	1700	-17.73	84.5	1.658	292.5	4.18	-3.01	-3.598	-4.655	0.133	0.17	515.2	277.5
334	11/30/2010 18:00	1800	-18.14	84.9	1.078	223.6	4.633	-3.01	-3.599	-4.65	0.133	0.167	515.1	277.4
334	11/30/2010 19:00	1900	-18.76	84.7	0.989	337.2	7.4	-3.046	-3.6	-4.647	0.133	0.165	515.1	277.4
334	11/30/2010 20:00	2000	-19.24	84.3	1.318	308.6	6.585	-3.225	-3.602	-4.649	0.133	0.167	514.7	277
334	11/30/2010 21:00	2100	-19.12	84.1	2.117	300.5	-0.419	-3.369	-3.605	-4.655	0.133	0.168	514.8	277.1
334	11/30/2010 22:00	2200	-19.35	84.1	2.167	285.2	-0.577	-3.53	-3.609	-4.666	0.133	0.171	514.8	277.1
334	11/30/2010 23:00	2300	-19.3	83.8	1.941	296.6	-0.745	-3.656	-3.615	-4.679	0.133	0.174	514.8	277.1
334	12/1/2010 0:00	2400	-19.58	83.4	1.504	297.6	2.641	-3.656	-3.624	-4.687	0.133	0.174	514.9	277.2
335	12/1/2010 1:00	100	-19.96	83.1	1.466	293.5	1.497	-3.656	-3.631	-4.693	0.133	0.174	514.9	277.2
335	12/1/2010 2:00	200	-20.33	82.9	1.547	282.2	1.512	-3.656	-3.637	-4.698	0.133	0.174	514.8	277.1
335	12/1/2010 3:00	300	-20.44	82.8	1.49	293.9	1.943	-3.663	-3.644	-4.703	0.133	0.172	514.8	277.1
335	12/1/2010 4:00	400	-20.71	82.6	1.094	290.5	2.062	-3.82	-3.649	-4.708	0.133	0.17	514.7	277
335	12/1/2010 5:00	500	-20.86	82.4	1.467	295.6	1.907	-3.871	-3.654	-4.715	0.133	0.171	514.7	277
335	12/1/2010 6:00	600	-21.23	82.2	1.447	297.1	0.539	-3.871	-3.659	-4.723	0.133	0.171	514.6	276.9
335	12/1/2010 7:00	700	-21.44	81.8	0.612	312.9	2.032	-3.98	-3.664	-4.732	0.133	0.169	514.7	277
335	12/1/2010 8:00	800	-21.5	81.7	0.679	334.5	1.898	-4.086	-3.669	-4.741	0.133	0.168	514.9	277.2
335	12/1/2010 9:00	900	-22.38	80.9	0.81	305.4	9.09	-4.086	-3.676	-4.751	0.133	0.168	515	277.3
335	12/1/2010 10:00	1000	-23.72	79.6	0.797	6.644	8.91	-4.135	-3.682	-4.762	0.133	0.168	515.2	277.5
335	12/1/2010 11:00	1100	-24.64	78.8	0.56	41.49	1.944	-4.301	-3.688	-4.774	0.133	0.164	515.5	277.8
335	12/1/2010 12:00	1200	-25.5	78.1	1.167	27.49	-4.305	-4.449	-3.694	-4.792	0.133	0.165	515.1	277.4
335	12/1/2010 13:00	1300	-24.99	78.3	1.06	20.24	1.564	-4.568	-3.703	-4.81	0.133	0.161	515.3	277.6
335	12/1/2010 14:00	1400	-21.24	83.5	0.173	56.9	1.207	-4.732	-3.713	-4.829	0.133	0.157	516.9	279.2
335	12/1/2010 15:00	1500	-19.54	80.9	0.015	115.9	19.07	-4.908	-3.725	-4.848	0.133	0.15	519.1	281.4
335	12/1/2010 16:00	1600	-20.27	78.3	0.002	116	25.66	-5.089	-3.741	-4.876	0.132	0.16	518	280.3
335	12/1/2010 17:00	1700	-24.57	78.9	0.237	14.56	7.3	-5.32	-3.761	-4.908	0.132	0.16	516.2	278.5
335	12/1/2010 18:00	1800	-26.41	77.9	0.503	52.11	5.245	-5.554	-3.781	-4.943	0.132	0.161	514.9	277.2
335	12/1/2010 19:00	1900	-27.03	77.1	0.95	27.67	-0.69	-5.796	-3.801	-4.977	0.132	0.161	514.2	276.5
335	12/1/2010 20:00	2000	-27.05	76.7	1.098	21.15	-1.081	-6.026	-3.822	-5.014	0.132	0.164	514.2	276.5
335	12/1/2010 21:00	2100	-27.55	76.8	0.56	28.15	2.797	-6.237	-3.845	-5.053	0.132	0.159	513.9	276.2
335	12/1/2010 22:00	2200	-27.62	76.5	0.916	26.89	-6.893	-6.417	-3.869	-5.091	0.132	0.162	513.7	276
335	12/1/2010 23:00	2300	-27.95	76.1	0.583	49.89	7.74	-6.512	-3.894	-5.127	0.132	0.161	513.9	276.2
335	12/2/2010 0:00	2400	-27.87	76.7	0.586	27.43	0.064	-6.67	-3.921	-5.164	0.132	0.156	513.8	276.1
336	12/2/2010 1:00	100	-27.73	76.2	1.137	21.77	-2.48	-6.819	-3.944	-5.201	0.132	0.163	513.9	276.2
336	12/2/2010 2:00	200	-27.37	76.9	0.207	60.02	1.143	-6.886	-3.971	-5.237	0.132	0.162	513.9	276.2
336	12/2/2010 3:00	300	-27.6	76.3	1.24	24.18	-8.25	-7.07	-3.996	-5.272	0.132	0.164	514	276.3
336	12/2/2010 4:00	400	-27.66	76.1	0.745	18.2	3.021	-7.1	-4.021	-5.306	0.132	0.159	514	276.3
336	12/2/2010 5:00	500	-27.88	76.1	0.302	28.02	0.794	-7.1	-4.046	-5.339	0.132	0.163	514	276.3
336	12/2/2010 6:00	600	-28.49	76	0.342	74.8	-1.066	-7.1	-4.074	-5.369	0.131	0.157	513.8	276.1
336	12/2/2010 7:00	700	-27.61	76.3	0.935	6.256	0.977	-7.25	-4.098	-5.4	0.131	0.16	514.1	276.4
336	12/2/2010 8:00	800	-27.6	76.5	0.473	34.48	1.445	-7.32	-4.124	-5.431	0.131	0.166	513.7	276
336	12/2/2010 9:00	900	-27.15	77.1	0.562	27.16	-3.922	-7.32	-4.148	-5.461	0.131	0.155	514.1	276.4
336	12/2/2010 10:00	1000	-27.41	76.5	0.799	34.09	-4.828	-7.41	-4.171	-5.492	0.131	0.162	513.8	276.1
336	12/2/2010 11:00	1100	-26.93	77.9	0.372	47.79	-5.71	-7.53	-4.196	-5.523	0.131	0.156	513.6	275.9
336	12/2/2010 12:00	1200	-25.88	78	1.058	62.79	0.324	-7.53	-4.22	-5.551	0.131	0.159	513.1	275.4
336	12/2/2010 13:00	1300	-24.73	78.4	1.562	104.9	8.45	-7.53	-4.241	-5.576	0.131	0.158	514.6	276.9
336	12/2/2010 14:00	1400	-22.21	79.5	1.476	105.9	8.03	-7.53	-4.266	-5.604	0.131	0.153	518.2	280.5
336	12/2/2010 15:00	1500	-21.28	77.2	1.187	117.6	19.95	-7.41	-4.286	-5.625	0.131	0.156	521.6	283.9
336	12/2/2010 16:00	1600	-22.43	77.6	1.433	114.7	17.49	-7.31	-4.304	-5.643	0.13	0.152	525.5	287.8
336	12/2/2010 17:00	1700	-24.16	78.6	1.316	112.8	19.56	-7.3	-4.322	-5.66	0.13	0.162	527.1	289.4
336	12/2/2010 18:00	1800	-24.52	79.5	1.489	97.8	17.82	-7.13	-4.338	-5.676	0.13	0.163	526.6	288.9
336	12/2/2010 19:00	1900	-25.21	78.7	1.6	85.3	17.95	-7.1	-4.352	-5.692	0.13	0.16	524.8	287.1
336	12/2/2010 20:00	2000	-26.43	77.5	1.469	72.6	14.33	-7.1	-4.367	-5.709	0.13	0.162	523.7	286
336	12/2/2010 21:00	2100	-25.46	78.9	1.267	72.1	12.27	-7.1	-4.381	-5.721	0.13	0.159	522.9	285.2
336	12/2/2010 22:00	2200	-25.83	78.2	1.045	58.49	4.721	-7.07	-4.394	-5.734	0.13	0.161	522.5	284.8
336	12/2/2010 23:00	2300	-24.15	80	1.674	106.4	11.66	-6.915	-4.407	-5.747	0.13	0.156	521.7	284
336	12/3/2010 0:00	2400	-25.95	77.3	0.639	53.35	24.81	-7.05	-4.422	-5.762	0.13	0.152	522.5	284.8
337	12/3/2010 1:00	100	-26.33	77.4	0.839	71.7	8.02	-7.1	-4.436	-5.778	0.13	0.161	522.2	284.5
337	12/3/2010 2:00	200	-26.04	78.3	1.274	95.5	14.92	-7.1	-4.448	-5.795	0.13	0.161	521.6	283.9
337	12/3/2010 3:00	300	-25.69	78.6	1.434	91.1	15.79	-7.1	-4.464	-5.815	0.13	0.165	520.4	282.7
337	12/3/2010 4:00	400	-24.48	79.6	1.909	98.1	12.22	-7.1	-4.48	-5.836	0.13	0.161	520	282.3
337	12/3/2010 5:00	500	-24.04	79.7	2.002	105.7	9.16	-7.1	-4.497	-5.855	0.13	0.162	519.5	281.8
337	12/3/2010 6:00	600	-23.51	79.9	2.122	100.4	7.42	-7.1	-4.513	-5.871	0.13	0.161	519.3	281.6
337	12/3/2010 7:00	700	-24.44	78.9	2.173	101.7	10.24	-7.08	-4.528	-5.884	0.13	0.161	519.2	281.5
337	12/3/2010 8:00	800	-23.52	80.2	1.433	98.9	8.91	-6.885	-4.541	-5.893	0.13	0.163	518.2	280.5
337	12/3/2010 9:00	900	-22.54	81.1	1.432	87.8	8.42	-6.758	-4.549	-5.899	0.13	0.161	517.5	279.8
337	12/3/2010 10:00	1000	-21.78	81.4	1.564	115.5	10.89	-6.667	-4.556	-5.904	0.13	0.159	517.4	279.7
337	12/3/2010 11:00	1100	-20.96	82.4	1.095	134.7	4.447	-6.667	-4.563	-5.911	0.13	0.157	516.9	279.2
337	12/3/2010 12:00	1200	-21.96	80.5	1.235	127.5	20.52	-6.661	-4.57	-5.916	0.13	0.157	515.8	278.1
337	12/3/2010 13:00	1300	-21.42	81.3	1.063	117.9	11.89	-6.498	-4.575	-5.923	0.13	0.152	514.4	276.7
337	12/3/2010 14:00	1400	-19.69	80.5	1.345	118.9	15.86	-6.452	-4.579	-5.927	0.129	0.153	514.4	276.7
337	12/3/2010 15:00	1500	-18.34	79	1.872	119	10.14	-6.452	-4.584	-5.931	0.129	0.155	514	276.3
337	12/3/2010 16:00	1600	-18.99	79.1	2.302	113.6	9.06	-6.451	-4.59	-5.936	0.129	0.162	514.2	276.5
337	12/3/2010 17:00	1700	-19.16	79.4	1.607	49.94	8.44	-6.355	-4.597	-5.944	0.129	0.158	514.3	276.6
337	12/3/2010 18:00	1800	-19.89	79.8	2.521	120.3	7.9	-6.237	-4.602	-5.946	0.13	0.16	514.1	276.4
337	12/3/2010 19:00	1900	-20.8	80.1	2.693	110.3	7.54	-6.237	-4.606	-5.949	0.129	0.161	514	276.3
337	12/3/2010 20:00	2000	-20.2	80.2	2.39	101.3	9.55	-6.205	-4.611	-5.951	0.13	0.158	514.1	276.4
337	12/3/2010 21:00	2100	-20.65	80.3	2.567	112.2	4.232	-6.024	-4.614	-5.952	0.129	0.159	513.7	276
337	12/3/2010 22:00	2200	-20.07	80.6	2.394	112.9	2.565	-6.022	-4.616	-5.952	0.129	0.159	513.8	276.1
337	12/3/2010 23:00	2300	-21.91	79.6	3.003	124.9	5.779	-6.022	-4.617	-5.953	0.129	0.159	514	276.3
337	12/4/2010 0:00	2400	-21.75	80.8	3.082	121.2	-1.424	-6.022	-4.618	-5.955	0.129	0.16	513.6	275.9
338	12/4/2010 1:00	100	-20.67	81.5	2.721	116.3	-3.533	-6.022	-4.617	-5.959	0.129	0.159	513.1	275.4
338	12/4/2010 2:00	200	-19.88	81.8	2.035	112.2	-4.118	-6.022	-4.615	-5.963	0.129	0.159	512.8	275.1
338	12/4/2010 3:00	300	-18.98	82.7	2.019	118.2	-5.435	-5.84	-4.613	-5.964	0.129	0.159	512.3	274.6
338	12/4/2010 4:00	400	-17.97	83.2	1.62	97.9	1.104	-5.71	-4.611	-5.957	0.129	0.159	512.3	274.6
338	12/4/2010 5:00	500	-17.36	83.9	1.327	98	4.581	-5.475	-4.607	-5.944	0.129	0.158	512.2	274.5
338	12/4/2010 6:00	600	-15.59	85.3	1.069	78.1	0.009	-5.254	-4.603	-5.928	0.129	0.155	512.4	274.7
338	12/4/2010 7:00	700	-14.65	86.1	0.968	80	-3.953	-5.125	-4.598	-5.91	0.129	0.159	512.3	274.6
338	12/4/2010 8:00	800	-11.94	83.9	1.479	136.3	-2.751	-4.946	-4.592	-5.892	0.13	0.158	513.1	275.4
338	12/4/2010 9:00	900	-11.09	82.8	1.938	175.1	4.954	-4.829	-4.584	-5.873	0.13	0.157	516.3	278.6
338	12/4/2010 10:00	1000	-9.85	79.3	4.545	174.5	2.205	-4.729	-4.576	-5.853	0.129	0.157	519.4	281.7
338	12/4/2010 11:00	1100	-9.33	77.7	3.948	176.8	0.074	-4.729	-4.567	-5.842	0.13	0.184	519.8	282.1
338	12/4/2010 12:00	1200	-8.99	78.2	6.106	168.9	-5.578	-4.871	-4.562	-5.84	0.13	0.208	519.7	282
338	12/4/2010 13:00	1300	-8.62	78.1	6.108	170.6	-27.08	-4.86	-4.559	-5.839	0.129	0.187	521.3	283.6
338	12/4/2010 14:00	1400	-7.73	76.1	7.36	169.8	-26.9	-4.433	-4.553	-5.815	0.13	0.19	522.5	284.8
338	12/4/2010 15:00	1500	-7.02	74.3	7.05	172.4	-21.51	-4.145	-4.545	-5.782	0.129	0.157	523.2	285.5
338	12/4/2010 16:00	1600	-7.05	76.1	5.2	177.2	-26.41	-3.842	-4.533	-5.749	0.129	0.155	523.4	285.7
338	12/4/2010 17:00	1700	-7.01	76.2	5.442	177.9	-36.93	-3.654	-4.514	-5.714	0.129	0.171	523.1	285.4
338	12/4/2010 18:00	1800	-6.663	75.4	3.927	197.8	-29.73	-3.498	-4.493	-5.682	0.13	0.17	522.6	284.9
338	12/4/2010 19:00	1900	-6.221	75.2	3.752	217.5	-16.98	-3.439	-4.471	-5.653	0.13	0.167	522.1	284.4
338	12/4/2010 20:00	2000	-5.467	74.3	3.719	209.6	-7.4	-3.3	-4.453	-5.623	0.13	0.166	521.9	284.2
338	12/4/2010 21:00	2100	-4.756	72.9	3.64	205.3	-4.443	-3.054	-4.434	-5.585	0.13	0.166	521.6	283.9
338	12/4/2010 22:00	2200	-4.489	74.2	3.578	199.9	-1.585	-2.694	-4.413	-5.54	0.13	0.167	521.6	283.9
338	12/4/2010 23:00	2300	-4.93	84.5	3.082	201.4	-1.707	-2.34	-4.391	-5.491	0.13	0.167	521.2	283.5
338	12/5/2010 0:00	2400	-5.002	93.3	2.932	186.5	-1.802	-2.025	-4.365	-5.438	0.13	0.174	521	283.3
339	12/5/2010 1:00	100	-4.684	94.6	2.747	183.7	-2.19	-1.756	-4.337	-5.385	0.13	0.18	520.8	283.1
339	12/5/2010 2:00	200	-4.507	94.9	1.524	206.8	-1.978	-1.521	-4.306	-5.335	0.13	0.184	520.5	282.8
339	12/5/2010 3:00	300	-4.381	94.5	1.991	175.8	-4.063	-1.323	-4.277	-5.284	0.13	0.188	520.3	282.6
339	12/5/2010 4:00	400	-4.448	94.1	3.101	164.2	-3.976	-1.207	-4.246	-5.238	0.131	0.193	520	282.3
339	12/5/2010 5:00	500	-4.461	94.5	1.861	153.9	-3.009	-1.074	-4.216	-5.193	0.131	0.199	519.7	282
339	12/5/2010 6:00	600	-4.439	94.8	1.68	159.7	-2.33	-1.072	-4.185	-5.151	0.131	0.203	519.5	281.8
339	12/5/2010 7:00	700	-4.741	94.8	1.573	147.9	-2.304	-0.906	-4.157	-5.112	0.131	0.199	519.4	281.7
339	12/5/2010 8:00	800	-4.618	94.8	0.995	165.7	-3.796	-0.86	-4.13	-5.075	0.131	0.218	519.2	281.5
339	12/5/2010 9:00	900	-4.217	94.3	1.426	196.1	-6.279	-0.86	-4.101	-5.04	0.131	0.216	519.1	281.4
339	12/5/2010 10:00	1000	-4.06	93.6	0.997	172.7	-8.77	-0.86	-4.076	-5.008	0.131	0.217	518.8	281.1
339	12/5/2010 11:00	1100	-3.884	93.1	0.906	137.2	-8.83	-0.86	-4.049	-4.976	0.131	0.215	518.7	281
339	12/5/2010 12:00	1200	-3.666	92.7	0.768	41.95	-11.87	-0.86	-4.026	-4.948	0.131	0.212	518.6	280.9

Faro Meteorological Data
January 01 - December 31, 2010

Faro Climate Station - 2010 data

Note: Cumulative precipitation is calculated in column 'V', while raw instrument numbers are seen in column 'U'. -0.1

Julian Day	Date	Hr	Tair	RH %	WindV	WindD	NetRad	SoilHF	SoilT2	SoilT3	Soil W	SnoD	Precip	Precip (rev)
339	12/5/2010 13:00	1300	-3.156	91.1	0.61	67.67	-16.38	-0.86	-4.002	-4.921	0.132	0.213	518.8	281.1
339	12/5/2010 14:00	1400	-2.824	89.3	0.617	109.4	-16.82	-0.86	-3.98	-4.893	0.132	0.213	519	281.3
339	12/5/2010 15:00	1500	-2.701	88	0.517	58.19	-16.72	-0.86	-3.958	-4.865	0.132	0.212	519	281.3
339	12/5/2010 16:00	1600	-2.644	84.5	1.498	171.5	-13.55	-0.86	-3.936	-4.839	0.132	0.209	519.1	281.4
339	12/5/2010 17:00	1700	-2.342	81.2	1.475	182.1	-14.4	-0.86	-3.916	-4.813	0.132	0.21	519.1	281.4
339	12/5/2010 18:00	1800	-1.979	77	2.175	170	-20.42	-0.86	-3.895	-4.788	0.132	0.213	519.3	281.6
339	12/5/2010 19:00	1900	-1.823	74.9	1.168	222	-17.79	-0.859	-3.875	-4.765	0.132	0.212	519.5	281.8
339	12/5/2010 20:00	2000	-2.362	76.9	0.999	51.27	-16.8	-0.858	-3.857	-4.742	0.132	0.213	519.3	281.6
339	12/5/2010 21:00	2100	-1.834	73.5	2.099	136.9	-27.41	-0.856	-3.839	-4.719	0.132	0.212	519.6	281.9
339	12/5/2010 22:00	2200	-2.484	76.7	1.079	107.7	-18.48	-0.86	-3.82	-4.697	0.132	0.212	519.4	281.7
339	12/5/2010 23:00	2300	-2.925	78.9	1.135	59.73	-19.25	-0.86	-3.802	-4.678	0.132	0.215	519.3	281.6
339	12/6/2010 0:00	2400	-2.916	80	1.004	130.4	-15.24	-0.86	-3.785	-4.658	0.132	0.211	519.3	281.6
340	12/6/2010 1:00	100	-3.676	83.7	0.874	59.38	-9.86	-0.86	-3.769	-4.64	0.132	0.213	519.1	281.4
340	12/6/2010 2:00	200	-3.57	84.8	0.978	107.9	-9.29	-0.86	-3.752	-4.624	0.132	0.216	519.1	281.4
340	12/6/2010 3:00	300	-4.125	90.9	1.581	109.6	-6.983	-0.86	-3.737	-4.608	0.132	0.217	519	281.3
340	12/6/2010 4:00	400	-4.177	93.9	1.112	126.2	-2.645	-0.86	-3.722	-4.591	0.132	0.218	518.9	281.2
340	12/6/2010 5:00	500	-4.24	94.4	1.072	133.7	-1.91	-0.86	-3.708	-4.573	0.132	0.224	518.9	281.2
340	12/6/2010 6:00	600	-4.525	94.4	0.99	119.3	-1.365	-0.86	-3.694	-4.556	0.133	0.226	518.9	281.2
340	12/6/2010 7:00	700	-4.902	94.7	1.193	127.2	-1.963	-0.86	-3.679	-4.538	0.133	0.228	518.8	281.1
340	12/6/2010 8:00	800	-5.037	93.9	0.884	98.8	-5.46	-0.86	-3.665	-4.52	0.133	0.221	518.7	281
340	12/6/2010 9:00	900	-6.333	95.1	0.496	66.31	-10.27	-0.86	-3.65	-4.504	0.133	0.225	518.3	280.6
340	12/6/2010 10:00	1000	-6.822	94.9	1.032	97.7	-16.9	-0.86	-3.639	-4.49	0.133	0.222	518.1	280.4
340	12/6/2010 11:00	1100	-8.68	93.7	0.978	57.86	-17.34	-1.049	-3.626	-4.482	0.133	0.223	517.6	279.9
340	12/6/2010 12:00	1200	-8.34	93.6	0.942	51.54	-11.72	-1.256	-3.615	-4.479	0.133	0.224	517.8	280.1
340	12/6/2010 13:00	1300	-7.8	92.5	1.101	31.73	-2.291	-1.54	-3.605	-4.483	0.133	0.224	518	280.3
340	12/6/2010 14:00	1400	-7.93	92.2	1.199	54.56	-16.67	-1.719	-3.601	-4.489	0.133	0.223	518	280.3
340	12/6/2010 15:00	1500	-7.39	93.5	0.986	42.27	-13.06	-1.719	-3.6	-4.491	0.133	0.221	518.2	280.5
340	12/6/2010 16:00	1600	-7.97	92.9	0.786	73.9	-7.04	-1.719	-3.598	-4.488	0.133	0.224	518.1	280.4
340	12/6/2010 17:00	1700	-8.67	93.6	1.271	48.32	-0.373	-1.719	-3.595	-4.485	0.133	0.225	518	280.3
340	12/6/2010 18:00	1800	-8.91	93.1	0.785	66.71	-6.848	-1.719	-3.593	-4.48	0.133	0.219	517.9	280.2
340	12/6/2010 19:00	1900	-9.87	92.3	0.465	10.04	-7.4	-1.72	-3.591	-4.475	0.133	0.223	517.4	279.7
340	12/6/2010 20:00	2000	-10	91.7	0.791	42.11	-2.714	-1.72	-3.584	-4.468	0.133	0.222	517.4	279.7
340	12/6/2010 21:00	2100	-10.08	92	0.827	29.49	-2.474	-1.897	-3.579	-4.465	0.133	0.222	517.4	279.7
340	12/6/2010 22:00	2200	-9.74	92.1	0.293	110.2	-1.331	-1.934	-3.576	-4.464	0.133	0.222	517.5	279.8
340	12/6/2010 23:00	2300	-9.68	91.8	0.553	103.3	-2.748	-1.934	-3.575	-4.465	0.133	0.222	517.5	279.8
340	12/7/2010 0:00	2400	-9.47	91.9	0.33	92.8	-1.505	-1.934	-3.573	-4.464	0.133	0.221	517.4	279.7
341	12/7/2010 1:00	100	-9.62	91.9	0.71	129.7	-1.432	-1.934	-3.571	-4.461	0.133	0.221	517.4	279.7
341	12/7/2010 2:00	200	-9.84	91.7	0.847	107	-4.756	-1.935	-3.568	-4.458	0.133	0.22	517.3	279.6
341	12/7/2010 3:00	300	-10.19	91.5	0.954	114	-3.017	-1.934	-3.565	-4.453	0.133	0.221	517.2	279.5
341	12/7/2010 4:00	400	-10.46	91	1.366	121.1	-3.378	-1.934	-3.56	-4.447	0.133	0.218	517.2	279.5
341	12/7/2010 5:00	500	-11.31	90.7	1.469	126.6	-4.402	-2.045	-3.557	-4.445	0.133	0.22	516.8	279.1
341	12/7/2010 6:00	600	-11.37	90.6	1.318	128.8	-0.214	-2.149	-3.552	-4.443	0.133	0.22	516.7	279
341	12/7/2010 7:00	700	-11.35	90.4	1.72	136.4	0.243	-2.154	-3.547	-4.444	0.133	0.22	516.6	278.9
341	12/7/2010 8:00	800	-11.74	90.1	1.449	134.2	0.67	-2.349	-3.544	-4.448	0.133	0.219	516.5	278.8
341	12/7/2010 9:00	900	-12.01	89.9	1.481	116.5	1.065	-2.365	-3.542	-4.45	0.133	0.219	516.4	278.7
341	12/7/2010 10:00	1000	-12.43	89.6	1.638	125.9	2.137	-2.365	-3.54	-4.452	0.133	0.218	516.3	278.6
341	12/7/2010 11:00	1100	-12.94	89.4	1.447	130.2	1.62	-2.365	-3.537	-4.454	0.133	0.218	516.2	278.5
341	12/7/2010 12:00	1200	-12.97	89.2	1.535	124.9	-0.006	-2.365	-3.535	-4.455	0.134	0.219	516	278.3
341	12/7/2010 13:00	1300	-13.01	88.9	1.645	135.8	0.901	-2.365	-3.531	-4.454	0.134	0.218	516.1	278.4
341	12/7/2010 14:00	1400	-13.51	88.6	1.338	129.4	-1.679	-2.469	-3.527	-4.454	0.133	0.218	516.1	278.4
341	12/7/2010 15:00	1500	-13.54	88.3	1.921	131.5	-1.721	-2.539	-3.524	-4.454	0.134	0.217	516.2	278.5
341	12/7/2010 16:00	1600	-13.99	88.4	1.746	130	0.152	-2.579	-3.52	-4.454	0.134	0.217	516	278.3
341	12/7/2010 17:00	1700	-14.13	88.4	1.69	123.8	0.88	-2.58	-3.517	-4.457	0.134	0.217	515.8	278.1
341	12/7/2010 18:00	1800	-14.03	88.2	1.627	124	1.201	-2.699	-3.514	-4.461	0.134	0.217	515.8	278.1
341	12/7/2010 19:00	1900	-14	88.3	1.136	110	0.216	-2.795	-3.512	-4.465	0.134	0.219	515.7	278
341	12/7/2010 20:00	2000	-14.12	88.2	0.691	112.1	-3.243	-2.795	-3.51	-4.468	0.134	0.218	516.3	278.6
341	12/7/2010 21:00	2100	-14.72	87.9	1.166	96.4	-3.678	-2.795	-3.509	-4.471	0.134	0.219	515.7	278
341	12/7/2010 22:00	2200	-14.52	88.1	1.102	123	1.697	-2.795	-3.509	-4.473	0.134	0.219	515.5	277.8
341	12/7/2010 23:00	2300	-14.22	88.2	0.715	86.7	0.481	-2.804	-3.508	-4.476	0.134	0.219	515.5	277.8
341	12/8/2010 0:00	2400	-14.06	88.1	1.263	161.7	1.392	-2.893	-3.509	-4.478	0.134	0.218	515.7	278
342	12/8/2010 1:00	100	-14.2	87.9	1.009	135.3	1.462	-2.974	-3.51	-4.48	0.134	0.217	515.9	278.2
342	12/8/2010 2:00	200	-14.49	87.7	1.337	141.5	1.156	-2.981	-3.512	-4.48	0.134	0.218	515.8	278.1
342	12/8/2010 3:00	300	-14.29	88	0.869	111.4	0.252	-3.001	-3.514	-4.482	0.134	0.217	515.7	278
342	12/8/2010 4:00	400	-14.07	87.9	0.744	143.4	0.273	-2.978	-3.514	-4.481	0.134	0.217	515.7	278
342	12/8/2010 5:00	500	-13.89	88.3	0.66	78.2	-0.028	-2.915	-3.514	-4.479	0.134	0.216	515.7	278
342	12/8/2010 6:00	600	-13.64	88.4	0.673	112.6	0.109	-2.801	-3.514	-4.478	0.134	0.216	515.8	278.1
342	12/8/2010 7:00	700	-13.65	87.9	1.115	153.9	0.274	-2.795	-3.513	-4.475	0.134	0.216	515.7	278
342	12/8/2010 8:00	800	-13.42	88.4	0.893	56.4	-0.174	-2.795	-3.513	-4.471	0.134	0.215	515.8	278.1
342	12/8/2010 9:00	900	-13.21	88.8	0.49	79	-0.78	-2.795	-3.512	-4.467	0.134	0.215	515.8	278.1
342	12/8/2010 10:00	1000	-13.13	88.6	0.382	308.1	-0.158	-2.795	-3.51	-4.463	0.134	0.214	516	278.3
342	12/8/2010 11:00	1100	-13.21	88.4	0.602	283.4	-1.128	-2.795	-3.509	-4.459	0.134	0.214	515.9	278.2
342	12/8/2010 12:00	1200	-13.18	88.6	0.941	148.8	-0.743	-2.78	-3.507	-4.453	0.134	0.213	516.2	278.5
342	12/8/2010 13:00	1300	-13.79	87.6	1.204	137.5	-3.007	-2.621	-3.506	-4.448	0.134	0.212	516.2	278.5
342	12/8/2010 14:00	1400	-13.99	87.5	1.5	142.5	-4.176	-2.58	-3.504	-4.443	0.134	0.213	516.1	278.4
342	12/8/2010 15:00	1500	-13.88	87.6	0.956	92.6	-5.578	-2.58	-3.501	-4.439	0.134	0.214	516.1	278.4
342	12/8/2010 16:00	1600	-13.87	87.6	0.523	135.4	-4.515	-2.616	-3.498	-4.436	0.134	0.211	516.2	278.5
342	12/8/2010 17:00	1700	-14.56	87.5	1.068	130.4	-0.742	-2.785	-3.495	-4.435	0.134	0.211	516.3	278.6
342	12/8/2010 18:00	1800	-14.78	87.6	0.738	108.2	-2.2	-2.795	-3.493	-4.435	0.134	0.218	516.2	278.5
342	12/8/2010 19:00	1900	-14.87	87.5	1.073	115.5	-1.787	-2.795	-3.491	-4.435	0.134	0.217	516.1	278.4
342	12/8/2010 20:00	2000	-15.08	87.3	0.732	84.4	-2.462	-2.795	-3.491	-4.437	0.134	0.216	516	278.3
342	12/8/2010 21:00	2100	-15	87.3	0.327	15.54	-3.471	-2.835	-3.491	-4.439	0.134	0.216	515.9	278.2
342	12/8/2010 22:00	2200	-14.97	87	0.295	12.1	-3.583	-2.994	-3.491	-4.441	0.134	0.215	515.8	278.1
342	12/8/2010 23:00	2300	-14.55	86.1	0.685	131.1	-4.704	-3.01	-3.492	-4.442	0.134	0.211	515.6	277.9
342	12/9/2010 0:00	2400	-14.12	80.7	2.717	152.3	-1.464	-3.01	-3.493	-4.444	0.134	0.22	516.2	278.5
343	12/9/2010 1:00	100	-14.16	72.5	6.587	163.6	-13.03	-3.089	-3.495	-4.45	0.133	0.22	516.9	279.2
343	12/9/2010 2:00	200	-14.43	67.98	6.24	163.1	-11.52	-3.225	-3.497	-4.459	0.133	0.213	517	279.3
343	12/9/2010 3:00	300	-14.73	68.54	3.313	160	-9.19	-3.319	-3.501	-4.468	0.133	0.214	516.9	279.2
343	12/9/2010 4:00	400	-15.06	68.86	2.86	154.1	-9.23	-3.44	-3.502	-4.479	0.133	0.214	516.6	278.9
343	12/9/2010 5:00	500	-15.21	67.25	1.382	211.2	-7.83	-3.44	-3.508	-4.49	0.133	0.213	516.2	278.5
343	12/9/2010 6:00	600	-15.4	69.67	1.464	197	-7.72	-3.561	-3.517	-4.5	0.133	0.213	516.4	278.7
343	12/9/2010 7:00	700	-15.65	70.8	2.078	90	-7.68	-3.655	-3.527	-4.511	0.133	0.208	516.3	278.6
343	12/9/2010 8:00	800	-16.2	71	4.126	162.8	-9.04	-3.655	-3.54	-4.525	0.133	0.213	516.9	279.2
343	12/9/2010 9:00	900	-16.73	73.6	3.537	150.4	-7.8	-3.794	-3.554	-4.539	0.133	0.212	516.3	278.6
343	12/9/2010 10:00	1000	-16.83	72.4	2.998	154.6	-8.74	-3.87	-3.569	-4.554	0.133	0.213	516.7	279
343	12/9/2010 11:00	1100	-17.08	71.8	3.919	156.4	-10.04	-3.974	-3.587	-4.573	0.133	0.212	516.6	278.9
343	12/9/2010 12:00	1200	-17.12	70.2	3.865	159.5	-12.52	-4.085	-3.603	-4.591	0.133	0.212	516.6	278.9
343	12/9/2010 13:00	1300	-17.25	68.28	5.289	163.4	-17.94	-4.169	-3.621	-4.61	0.133	0.211	516.8	279.1
343	12/9/2010 14:00	1400	-17.11	69.64	4.045	143.6	-15.94	-4.3	-3.637	-4.629	0.133	0.211	516.5	278.8
343	12/9/2010 15:00	1500	-17.44	69.96	4.049	160.8	-15.44	-4.301	-3.654	-4.649	0.133	0.211	516.5	278.8
343	12/9/2010 16:00	1600	-17.7	70.4	3.956	163.7	-13.18	-4.449	-3.671	-4.667	0.132	0.211	516.4	278.7
343	12/9/2010 17:00	1700	-17.77	71.1	4.305	157.2	-10.62	-4.515	-3.688	-4.688	0.132	0.211	516.6	278.9
343	12/9/2010 18:00	1800	-17.99	73.4	3.445	155.1	-8.87	-4.562	-3.704	-4.708	0.132	0.21	516	278.3
343	12/9/2010 19:00	1900	-18.04	74.8	3.114	159.9	-8.59	-4.73	-3.722	-4.73	0.132	0.209	516.1	278.4
343	12/9/2010 20:00	2000	-18.41	74.8	4.659	160.3	-8.85	-4.73	-3.739	-4.75	0.133	0.21	516.5	278.8
343	12/9/2010 21:00	2100	-18.71	77.9	3.576	159.6	-6.492	-4.732	-3.758	-4.769	0.132	0.21	516.2	278.5
343	12/9/2010 22:00	2200	-19.01	77	4.406	164.6	-8.95	-4.894	-3.776	-4.789	0.132	0.209	516.6	278.9
343	12/9/2010 23:00	2300	-19.14	78	2.71	122.7	-9.14	-4.945	-3.794	-4.807	0.132	0.209	515.8	278.1
343	12/10/2010 0:00	2400	-19.08	79.1	0.718	143.8	-8.63	-4.946	-3.813	-4.825	0.132	0.207	515.8	278.1
344	12/10/2010 1:00	100	-19.38	73.6	1.502	170.2	-10.2	-4.946	-3.831	-4.841	0.132	0.209	516.4	278.7
344	12/10/2010 2:00	200	-19.72	73.3	3.318	150.2	-7.28	-4.946	-3.848	-4.857	0.132	0.209	515.7	278
344	12/10/2010 3:00	300	-19.67	70.9	1.828	147.8	-6.744	-4.946	-3.866	-4.873	0.132	0.208	516.2	278.5
344	12/10/2010 4:00	400	-19.87	70.8	2.111	162.4	-6.801	-4.947	-3.883	-4.889	0.132	0.208	516.1	278.4
344	12/10/2010 5:00	500	-20.12	68.78	4.077	167	-8.01	-4.947	-3.901	-4.904	0.132	0.207	516.3	278.6
344	12/10/2010 6:00	600	-20.27	70.8	3.111	158.4	-7.6	-4.947	-3.918	-4.917	0.132	0.207	515.8	278.1
344	12/10/2010 7:00	700	-20.32	69.56	1.727	197	-11.58	-4.947	-3.934	-4.932	0.132	0.205	515.7	278
344	12/10/2010 8:00	800	-20.5	71.8	0.587	343.3	-11.08	-5.009	-3.951	-4.947	0.132	0.205	515.7	278
344	12/10/2010 9:00	900	-20.62	73.8	1.286	311.3	-11.55	-5.158	-3.967	-4.961	0.132	0.204	515.6	277.9
344	12/10/2010 10:00	1000	-20.7	73	0.867	312.1	-18.52	-5.162	-3.986	-4.979	0.132	0.199	516.3	278.6
344	12/10/2010 11:00	1100	-21.22	72.6	1.269	203.7	-24.26	-5.162	-4.003	-4.996	0.131	0.202	516.5	278.8
344	12/10/2010 12:00	1200	-21.6	72.5	0.953	156.3	-23.65	-5.206	-4.023	-5.015	0.131	0.198	514.3	276.6
344	12/10/2010 13:00	1300	-21	66.94	0.442	7.99	-9.26	-5.381	-4.04	-5.037	0.131	0.191	515.6	277.9
344	12/10/2010 14:00	1400	-19.6	60.82	0.433	37.61	-5.74	-5.667	-4.063	-5.065	0.131	0.186	515	277.3
344	12/10/2010 15:00	1500	-19.89	61.28	0.249	142.2	-12.47	-6.037	-4.09	-5.105	0.131	0.196	515.3	277.6
344	12/10/2010 16:00	1600	-21.93	67.8	1.174	6.571	-24.83	-6.48	-4.124	-5.157	0.131	0.202	516.6	278.9
344	12/10/2010 17:00	1700	-23.13	71.8	1.111	40.49	-29.02	-6.891	-4.162	-5.214	0.131	0.198	516.5	278.8

Faro Meteorological Data
January 01 - December 31, 2010

Faro Climate Station - 2010 data

Note: Cumulative precipitation is calculated in column 'V', while raw instrument numbers are seen in column 'U'. -0.1

Julian Day	Date	Hr	Tair	RH %	WindV	WindD	NetRad	SoilHF	SoilT2	SoilT3	Soil W	SnoD	Precip	Precip (rev)
344	12/10/2010 18:00	1800	-23.39	72.8	0.966	71.6	-26.09	-7.22	-4.208	-5.273	0.131	0.2	516.5	278.8
344	12/10/2010 19:00	1900	-23.88	74	0.881	40.81	-25.2	-7.46	-4.255	-5.329	0.13	0.2	518	280.3
344	12/10/2010 20:00	2000	-24.14	74.9	0.649	24.42	-29.83	-7.65	-4.304	-5.384	0.13	0.195	516.7	279
344	12/10/2010 21:00	2100	-24.08	75.4	0.669	83.8	-23.82	-7.84	-4.353	-5.437	0.13	0.202	517.2	279.5
344	12/10/2010 22:00	2200	-23.59	74.2	0.803	138.9	-21.6	-8.01	-4.403	-5.491	0.13	0.199	517.5	279.8
344	12/10/2010 23:00	2300	-24.71	78.4	1.113	82.2	-23.9	-8.18	-4.453	-5.545	0.13	0.201	515.7	278
344	12/11/2010 0:00	2400	-24.24	78.4	1.325	101.9	-24.31	-8.37	-4.502	-5.597	0.129	0.2	515.7	278
345	12/11/2010 1:00	100	-23.41	77	1.246	121.7	-20.89	-8.39	-4.549	-5.647	0.129		517.3	279.6
345	12/11/2010 2:00	200	-24.01	77.4	1.049	108.6	-19.21	-8.43	-4.597	-5.694	0.129	0.2	516.7	279
345	12/11/2010 3:00	300	-24.21	78.3	1.001	89	-21.84	-8.42	-4.641	-5.736	0.129	0.202	517.2	279.5
345	12/11/2010 4:00	400	-24.67	79.7	0.8	79.4	-21.03	-8.39	-4.683	-5.774	0.129	0.202	516.4	278.7
345	12/11/2010 5:00	500	-24.76	79.9	1.236	73.6	-24.75	-8.39	-4.722	-5.807	0.129	0.201	515.8	278.1
345	12/11/2010 6:00	600	-24.27	79.6	1.54	109	-21.3	-8.26	-4.758	-5.836	0.129	0.198	516.3	278.6
345	12/11/2010 7:00	700	-24.51	79.4	1.36	95.9	-21.48	-8.17	-4.791	-5.865	0.128	0.202	516	278.3
345	12/11/2010 8:00	800	-24.36	79.8	1.316	82.4	-16.59	-8.18	-4.823	-5.892	0.128	0.201	515.1	277.4
345	12/11/2010 9:00	900	-23.27	79.7	1.246	84.7	2.534	-8.17	-4.851	-5.917	0.128	0.202	514.8	277.1
345	12/11/2010 10:00	1000	-22.25	79.6	1.973	123.8	4.579	-8.02	-4.879	-5.939	0.128	0.199	515.5	277.8
345	12/11/2010 11:00	1100	-21.93	79.3	1.838	136.3	-3.052	-7.83	-4.904	-5.952	0.128	0.194	516.2	278.5
345	12/11/2010 12:00	1200	-22.4	79.4	2.364	128.8	-21.95	-7.48	-4.924	-5.956	0.128	0.197	517.2	279.5
345	12/11/2010 13:00	1300	-22.72	79.1	2.109	114.5	-18.67	-7.15	-4.938	-5.952	0.128	0.195	515.8	278.1
345	12/11/2010 14:00	1400	-22.4	79	1.975	112.9	-14.77	-6.883	-4.945	-5.945	0.128	0.197	515.1	277.4
345	12/11/2010 15:00	1500	-21.93	79.1	1.941	112	-10.21	-6.766	-4.948	-5.942	0.128	0.198	515.6	277.9
345	12/11/2010 16:00	1600	-21.77	80.2	2.191	131.2	-2.91	-6.668	-4.951	-5.943	0.128	0.2	516	278.3
345	12/11/2010 17:00	1700	-21.59	80.5	2.28	135.4	-1.198	-6.667	-4.956	-5.947	0.128	0.2	515.3	277.6
345	12/11/2010 18:00	1800	-21.3	80.7	1.791	121.8	4.845	-6.664	-4.962	-5.95	0.128	0.193	516.1	278.4
345	12/11/2010 19:00	1900	-21.26	81.2	2.361	127.2	-1.694	-6.462	-4.967	-5.95	0.128	0.207	515.7	278
345	12/11/2010 20:00	2000	-21.08	81.5	2.046	119	-0.496	-6.314	-4.97	-5.946	0.128	0.207	515.6	277.9
345	12/11/2010 21:00	2100	-20.82	81.8	1.429	111.2	-5.428	-6.173	-4.97	-5.939	0.128	0.21	516.6	278.9
345	12/11/2010 22:00	2200	-20.89	81.9	2.219	111.7	-10.68	-6.022	-4.969	-5.932	0.128	0.211	515.8	278.1
345	12/11/2010 23:00	2300	-20.67	82.2	1.994	104	-8.73	-5.874	-4.967	-5.924	0.128	0.211	515.8	278.1
345	12/12/2010 0:00	2400	-20.43	82.6	1.798	94.8	-2.49	-5.807	-4.963	-5.917	0.128	0.21	515.6	277.9
346	12/12/2010 1:00	100	-19.6	82.3	1.669	114	1.91	-5.807	-4.96	-5.913	0.128	0.21	517	279.3
346	12/12/2010 2:00	200	-19.74	82.3	2.356	114.7	-16.41	-5.779	-4.958	-5.909	0.128	0.209	516.8	279.1
346	12/12/2010 3:00	300	-20.2	82.7	2.129	91	-19.87	-5.593	-4.956	-5.903	0.128	0.209	516	278.3
346	12/12/2010 4:00	400	-19.89	83.3	1.95	110.5	-3.658	-5.592	-4.953	-5.894	0.128	0.21	516.4	278.7
346	12/12/2010 5:00	500	-19.46	83.1	1.851	114.3	-9.51	-5.592	-4.95	-5.89	0.128	0.209	517.8	280.1
346	12/12/2010 6:00	600	-19.87	83.2	1.822	94.2	-19.84	-5.592	-4.948	-5.888	0.128	0.208	517.3	279.6
346	12/12/2010 7:00	700	-19.68	84.2	1.568	94.9	-2.763	-5.521	-4.946	-5.884	0.128	0.209	517.6	279.9
346	12/12/2010 8:00	800	-19.16	83.9	1.287	110.3	-11.95	-5.459	-4.945	-5.881	0.128	0.205	519.3	281.6
346	12/12/2010 9:00	900	-19.68	84.1	0.946	134.8	-14.56	-5.423	-4.945	-5.88	0.128	0.209	516.8	279.1
346	12/12/2010 10:00	1000	-19.94	83.3	1.026	92.9	-14.57	-5.377	-4.946	-5.879	0.128	0.208	517.7	280
346	12/12/2010 11:00	1100	-20.1	84.1	0.865	114.1	-12.36	-5.492	-4.947	-5.88	0.128	0.208	517	279.3
346	12/12/2010 12:00	1200	-19.99	83.8	0.41	145.7	-10.28	-5.592	-4.95	-5.883	0.128	0.208	516.8	279.1
346	12/12/2010 13:00	1300	-19.78	83.6	1.202	304.6	-11.8	-5.592	-4.953	-5.887	0.128	0.209	517.6	279.9
346	12/12/2010 14:00	1400	-19.42	83.4	0.585	295.6	-3.333	-5.587	-4.956	-5.888	0.128	0.209	519.1	281.4
346	12/12/2010 15:00	1500	-19.25	83.6	1.407	304.1	1.641	-5.417	-4.96	-5.887	0.128	0.209	519.7	282
346	12/12/2010 16:00	1600	-19.31	84.1	1.364	302.1	1.781	-5.376	-4.963	-5.884	0.128	0.209	520	282.3
346	12/12/2010 17:00	1700	-19.22	84	1.511	298.6	-1.161	-5.219	-4.966	-5.877	0.128	0.203	519.7	282
346	12/12/2010 18:00	1800	-19.21	83.9	1.59	296.4	-5.466	-5.123	-4.967	-5.869	0.128	0.203	519.5	281.8
346	12/12/2010 19:00	1900	-19.04	83.9	2.074	295.7	-0.635	-4.946	-4.966	-5.857	0.128	0.213	520.1	282.4
346	12/12/2010 20:00	2000	-19.23	83.9	2.237	295.5	-2.489	-4.846	-4.963	-5.844	0.128	0.245	520.1	282.4
346	12/12/2010 21:00	2100	-19.52	83.4	2.219	295.4	-10.83	-4.728	-4.96	-5.831	0.128	0.246	519.9	282.2
346	12/12/2010 22:00	2200	-19.91	83.1	1.835	289	-9.05	-4.529	-4.956	-5.815	0.128	0.249	519.9	282.2
346	12/12/2010 23:00	2300	-20.23	82.9	1.304	295.9	-8.55	-4.443	-4.949	-5.798	0.128	0.25	520	282.3
346	12/13/2010 0:00	2400	-20.32	82.8	1.851	287.8	-8.33	-4.302	-4.943	-5.782	0.128	0.248	520.3	282.6
347	12/13/2010 1:00	100	-20.85	82.3	1.177	285.4	-9.43	-4.302	-4.936	-5.766	0.128	0.247	520.5	282.8
347	12/13/2010 2:00	200	-21.61	81.5	0.301	253.4	-11.45	-4.271	-4.929	-5.753	0.128	0.247	519.8	282.1
347	12/13/2010 3:00	300	-22.08	81.2	0.309	243.8	-14.35	-4.248	-4.923	-5.743	0.128	0.244	519.3	281.6
347	12/13/2010 4:00	400	-23.02	80.9	0.138	311.5	-14.18	-4.301	-4.917	-5.737	0.128	0.243	516.9	279.2
347	12/13/2010 5:00	500	-22.79	81.1	0.061	287.3	-9.56	-4.344	-4.911	-5.734	0.128	0.243	519.5	281.8
347	12/13/2010 6:00	600	-22.86	81.1	0.259	45.26	-6.73	-4.526	-4.908	-5.738	0.128	0.247	520.4	282.7
347	12/13/2010 7:00	700	-21.98	81.3	0.162	70.8	-5.605	-4.731	-4.906	-5.746	0.128	0.247	521.1	283.4
347	12/13/2010 8:00	800	-21.27	82.1	0.626	157	-6.332	-4.844	-4.906	-5.756	0.128	0.246	522.1	284.4
347	12/13/2010 9:00	900	-20.83	82.3	0.644	103.5	-6.146	-4.947	-4.908	-5.763	0.128	0.245	522.8	285.1
347	12/13/2010 10:00	1000	-21.12	81.8	1.026	104.4	-8.36	-4.947	-4.909	-5.769	0.128	0.243	522.9	285.2
347	12/13/2010 11:00	1100	-21.09	82.2	1.155	108.7	-8.04	-4.855	-4.91	-5.771	0.128	0.243	523.1	285.4
347	12/13/2010 12:00	1200	-20.76	82.3	0.609	94.5	-8.76	-4.732	-4.909	-5.77	0.128	0.242	523.4	285.7
347	12/13/2010 13:00	1300	-20.24	82.7	0.745	131.9	-18.19	-4.73	-4.906	-5.767	0.128	0.239	522.9	285.2
347	12/13/2010 14:00	1400	-19.21	82.3	0.664	154.2	-20.17	-4.538	-4.902	-5.759	0.128	0.238	522.8	285.1
347	12/13/2010 15:00	1500	-19.89	82.1	1.203	91.8	-15.1	-4.517	-4.897	-5.753	0.128	0.239	522.1	284.4
347	12/13/2010 16:00	1600	-19.95	82.5	1.16	107	-13.32	-4.517	-4.889	-5.746	0.128	0.238	522.2	284.5
347	12/13/2010 17:00	1700	-20.92	81.9	0.613	11.87	-9.39	-4.517	-4.883	-5.744	0.128	0.239	521.9	284.2
347	12/13/2010 18:00	1800	-21.48	81.5	0.451	165.9	-5.389	-4.517	-4.879	-5.745	0.128	0.238	521.7	284
347	12/13/2010 19:00	1900	-21.65	81.6	1.181	103.2	-7.67	-4.518	-4.875	-5.745	0.128	0.239	521.4	283.7
347	12/13/2010 20:00	2000	-21.11	82.2	1.543	106.9	-7.8	-4.524	-4.871	-5.744	0.128	0.235	521.6	283.9
347	12/13/2010 21:00	2100	-21.28	81.6	1.342	107.6	-18.88	-4.541	-4.868	-5.745	0.128	0.237	521.7	284
347	12/13/2010 22:00	2200	-22.11	81.4	2.034	111.3	-27.43	-4.543	-4.866	-5.744	0.128	0.234	521.9	284.2
347	12/13/2010 23:00	2300	-22	81.6	1.923	106.6	-25.18	-4.672	-4.862	-5.746	0.128	0.232	521.6	283.9
347	12/14/2010 0:00	2400	-22.63	80.2	0.804	96.3	-17.32	-4.732	-4.86	-5.751	0.128	0.231	522.4	284.7
348	12/14/2010 1:00	100	-24.09	79.5	0.145	12.64	-14.4	-4.824	-4.86	-5.759	0.128	0.236	522.4	284.7
348	12/14/2010 2:00	200	-23.51	80.3	0.121	50.92	-10.16	-4.949	-4.861	-5.77	0.128	0.232	522.7	285
348	12/14/2010 3:00	300	-23.59	79.9	0.345	344.7	-15.51	-5.147	-4.865	-5.785	0.128	0.23	523.1	285.4
348	12/14/2010 4:00	400	-23.71	79.9	0.301	321.2	-11.4	-5.295	-4.873	-5.803	0.128	0.232	523.3	285.6
348	12/14/2010 5:00	500	-23.44	80.2	0.651	112	-11.25	-5.381	-4.882	-5.821	0.128	0.233	523.2	285.5
348	12/14/2010 6:00	600	-23.4	79.8	0.98	95.5	-12.3	-5.576	-4.894	-5.841	0.128	0.231	523.7	286
348	12/14/2010 7:00	700	-23.79	79.5	0.056	110.7	-8.22	-5.593	-4.905	-5.86	0.128	0.234	523.7	286
348	12/14/2010 8:00	800	-23.69	79.7	0.132	192.6	-8.44	-5.605	-4.918	-5.876	0.128	0.235	523.6	285.9
348	12/14/2010 9:00	900	-23.58	79.7	0.235	121.5	-10.25	-5.71	-4.931	-5.892	0.128	0.233	524	286.3
348	12/14/2010 10:00	1000	-23.83	79.3	0.937	19.67	-14.72	-5.691	-4.943	-5.906	0.128	0.234	524	286.3
348	12/14/2010 11:00	1100	-24.14	79.3	0.397	34.28	-6.675	-5.594	-4.954	-5.916	0.128	0.235	523.5	285.8
348	12/14/2010 12:00	1200	-23.21	80	0.518	307.3	-2.929	-5.593	-4.964	-5.925	0.128	0.234	523.2	285.5
348	12/14/2010 13:00	1300	-22.77	80.2	0.662	297.8	-5.089	-5.592	-4.975	-5.932	0.128	0.232	522.9	285.2
348	12/14/2010 14:00	1400	-22.32	80.6	0.584	291.4	-7.82	-5.539	-4.983	-5.935	0.128	0.231	522.6	284.9
348	12/14/2010 15:00	1500	-22.2	80.4	1.248	288.5	-8.73	-5.376	-4.991	-5.933	0.128	0.231	522.2	284.5
348	12/14/2010 16:00	1600	-22.05	80.9	0.904	311.5	-6.889	-5.182	-4.996	-5.928	0.128	0.226	521.9	284.2
348	12/14/2010 17:00	1700	-21.86	81.1	0.646	267.2	-4.417	-5.067	-4.998	-5.92	0.128	0.234	521.9	284.2
348	12/14/2010 18:00	1800	-22.02	81.1	0.599	299.2	-5.137	-4.947	-4.999	-5.913	0.128	0.235	521.8	284.1
348	12/14/2010 19:00	1900	-22.03	81.1	0.319	288.6	-5.298	-4.947	-4.999	-5.908	0.128	0.235	521.4	283.7
348	12/14/2010 20:00	2000	-21.69	81.4	0.231	238.1	-2.617	-4.914	-4.998	-5.901	0.128	0.237	521	283.3
348	12/14/2010 21:00	2100	-21.36	81.7	1.129	297.9	-1.187	-4.808	-4.996	-5.896	0.128	0.236	520.8	283.1
348	12/14/2010 22:00	2200	-21.33	81.7	0.782	286.8	-1.151	-4.732	-4.995	-5.891	0.128	0.236	520.5	282.8
348	12/14/2010 23:00	2300	-21.01	82	0.822	298.7	-1.46	-4.732	-4.993	-5.885	0.128	0.237	520.1	282.4
348	12/15/2010 0:00	2400	-20.87	82.1	0.729	298.5	-1.177	-4.714	-4.991	-5.878	0.128	0.238	519.7	282
349	12/15/2010 1:00	100	-20.75	82.2	1.008	285.4	-1.274	-4.523	-4.988	-5.872	0.128	0.239	519.4	281.7
349	12/15/2010 2:00	200	-20.6	82.4	0.873	286.9	-1.808	-4.517	-4.984	-5.863	0.128	0.241	519.1	281.4
349	12/15/2010 3:00	300	-20.57	82.4	0.727	265	-2.335	-4.504	-4.981	-5.854	0.128	0.241	518.7	281
349	12/15/2010 4:00	400	-20.6	82.3	0.531	285.1	-3.531	-4.326	-4.976	-5.846	0.128	0.24	518.9	281.2
349	12/15/2010 5:00	500	-21.11	81.9	0.183	68.8	-4.143	-4.302	-4.972	-5.838	0.128	0.239	519.1	281.4
349	12/15/2010 6:00	600	-21.09	82.2	0.34	290.1	-4.661	-4.302	-4.966	-5.832	0.128	0.24	518.6	280.9
349	12/15/2010 7:00	700	-20.74	82.3	0.415	289.4	-2.821	-4.32	-4.96	-5.827	0.128	0.24	518.2	280.5
349	12/15/2010 8:00	800	-20.75	82.2	0.583	282.3	-2.416	-4.51	-4.956	-5.828	0.128	0.238	518.1	280.4
349	12/15/2010 9:00	900	-20.98	81.9	0.543	289.4	-3.188	-4.517	-4.954	-5.828	0.128	0.238	518.1	280.4
349	12/15/2010 10:00	1000	-21.25	81.8	0.102	268.2	-4.18	-4.517	-4.952	-5.827	0.128	0.237	517.7	280
349	12/15/2010 11:00	1100	-20.91	82.2	0.057	174.1	-3.776	-4.517	-4.951	-5.826	0.128	0.232	517.5	279.8
349	12/15/2010 12:00	1200	-20.77	82.2	0.241	293.2	-5.905	-4.517	-4.949	-5.826	0.128	0.237	517.2	279.5
349	12/15/2010 13:00	1300	-20.98	81.8	0.381	254.9	-9.27	-4.517	-4.947	-5.825	0.128	0.233	517.4	279.7
349	12/15/2010 14:00	1400	-21.24	81.8	0.347	355.2	-17.86	-4.517	-4.946	-5.823	0.128	0.234	517.4	279.7
349	12/15/2010 15:00	1500	-20.99	81.9	0.38	138.5	-15.99	-4.515	-4.944	-5.82	0.128	0.237	517	279.3
349	12/15/2010 16:00	1600	-20.75	82.1	0.184	279	-8.77	-4.517	-4.941	-5.819	0.128	0.239	516.7	279
349	12/15/2010 17:00	1700	-20.78	82.1	0.421	293.9	-3.133	-4.59	-4.94	-5.825	0.128	0.239	516.5	278.8
349	12/15/2010 18:00	1800	-20.82	82.1	0.208	292.2	-2.813	-4.732	-4.941	-5.832	0.128	0.24	516.4	278.7
349	12/15/2010 19:00	1900	-20.81	82.2	0.854	294.4	-2.747	-4.732	-4.943	-5.837	0.128	0.24	516.3	278.6
349	12/15/2010 20:00	2000	-21.14	81.7	0.727	282.6	-1.077	-4.732	-4.945	-5.84	0.128	0.237	517	279.3
349	12/15/2010 21:00	2100	-22.06	81.2	0.212	310.6	-1.477	-4.732	-4.948	-5.843	0.128	0.239	518.6	280.9
349	12/15/2010 22:00	2200	-22.9	80.9	0.115	222.4	-3.952	-4.731	-4.951	-5.845	0.128	0.24	518.6	280.9

Faro Meteorological Data
January 01 - December 31, 2010

Faro Climate Station - 2010 data

Note: Cumulative precipitation is calculated in column 'V', while raw instrument numbers are seen in column 'U'. -0.1

Julian Day	Date	Hr	Tair	RH %	WindV	WindD	NetRad	SoilHF	SoilT2	SoilT3	Soil W	SnoD	Precip	Precip (rev)
349	12/15/2010 23:00	2300	-22.57	81.1	0.095	171.4	-3.458	-4.732	-4.952	-5.848	0.128	0.239	518.3	280.6
349	12/16/2010 0:00	2400	-22.16	81	0.305	265.1	-3.1	-4.868	-4.954	-5.857	0.128	0.241	517.9	280.2
350	12/16/2010 1:00	100	-22.11	80.9	0.303	330.6	-1.867	-5.04	-4.958	-5.871	0.128	0.24	518.1	280.4
350	12/16/2010 2:00	200	-22.57	80.5	0.323	274.9	-2.565	-5.162	-4.966	-5.885	0.128	0.239	518.3	280.6
350	12/16/2010 3:00	300	-22.65	80.5	0.286	161.6	-2.537	-5.162	-4.976	-5.898	0.128	0.241	518.1	280.4
350	12/16/2010 4:00	400	-22.57	80.6	0.287	33.78	-3.785	-5.162	-4.984	-5.908	0.128	0.242	517.7	280
350	12/16/2010 5:00	500	-22.17	80.9	0.259	349.1	-2.495	-5.162	-4.991	-5.915	0.128	0.242	517.4	279.7
350	12/16/2010 6:00	600	-21.92	81.1	0.067	30.99	-2.843	-5.162	-4.998	-5.92	0.128	0.242	517.1	279.4
350	12/16/2010 7:00	700	-21.62	81.4	0.155	66.12	-2.575	-5.16	-5.002	-5.925	0.128	0.241	516.8	279.1
350	12/16/2010 8:00	800	-21.89	80.8	0.264	281	1.022	-4.992	-5.007	-5.928	0.128	0.236	518.3	280.6
350	12/16/2010 9:00	900	-22.6	81.1	0.171	49.8	-7.35	-4.947	-5.012	-5.928	0.128	0.241	517.4	279.7
350	12/16/2010 10:00	1000	-21.56	81.7	0.213	120.2	-2.234	-4.947	-5.013	-5.926	0.128	0.24	516.9	279.2
350	12/16/2010 11:00	1100	-21.39	81.6	0.472	98.4	-0.326	-4.947	-5.013	-5.928	0.128	0.237	517.7	280
350	12/16/2010 12:00	1200	-22.36	80.9	0.381	290.4	-5.035	-4.947	-5.017	-5.933	0.128	0.234	517.7	280
350	12/16/2010 13:00	1300	-21.39	82.4	0.197	286.5	-14.28	-4.947	-5.019	-5.935	0.128	0.228	516	278.3
350	12/16/2010 14:00	1400	-20.23	83.5	0.16	346.4	-16.58	-4.947	-5.02	-5.939	0.128	0.222	515	277.3
350	12/16/2010 15:00	1500	-18.64	81.2	0.341	146.5	-24.62	-5.126	-5.021	-5.947	0.128	0.233	514.8	277.1
350	12/16/2010 16:00	1600	-21.1	80.6	0.186	318.9	-6.583	-5.303	-5.027	-5.963	0.128	0.23	517	279.3
350	12/16/2010 17:00	1700	-22.36	80.7	0.239	109.1	-4.036	-5.548	-5.039	-5.985	0.127	0.236	517.8	280.1
350	12/16/2010 18:00	1800	-22.25	81.4	0.46	273.1	-6.577	-5.736	-5.052	-6.01	0.127	0.234	517.7	280
350	12/16/2010 19:00	1900	-22.11	81.1	0.359	42.65	-2.896	-5.815	-5.065	-6.033	0.127	0.238	517.6	279.9
350	12/16/2010 20:00	2000	-21.93	81.4	0.523	351	-6.191	-6.012	-5.081	-6.057	0.128	0.236	517.8	280.1
350	12/16/2010 21:00	2100	-22.32	80.7	0.677	315.9	-3.899	-6.022	-5.098	-6.077	0.127	0.237	517.8	280.1
350	12/16/2010 22:00	2200	-22.22	81.3	0.287	24.09	-4.341	-6.022	-5.116	-6.098	0.127	0.232	519	281.3
350	12/16/2010 23:00	2300	-22.95	80.4	0.533	39.98	-6.996	-6.023	-5.134	-6.115	0.127	0.237	519.2	281.5
350	12/17/2010 0:00	2400	-21.72	82.4	0.45	114.5	-6.91	-6.024	-5.15	-6.13	0.127	0.229	519.5	281.8
351	12/17/2010 1:00	100	-22.45	81.6	0.471	83.2	-1.267	-6.169	-5.165	-6.147	0.127	0.233	519.8	282.1
351	12/17/2010 2:00	200	-21.94	82.1	0.297	123.1	-3.282	-6.239	-5.182	-6.165	0.127	0.236	519.8	282.1
351	12/17/2010 3:00	300	-22.24	81.1	0.363	313.1	-3.253	-6.251	-5.199	-6.184	0.127	0.235	520	282.3
351	12/17/2010 4:00	400	-22.1	81.5	0.356	56.68	-7.12	-6.444	-5.216	-6.205	0.127	0.232	520	282.3
351	12/17/2010 5:00	500	-21.43	82	0.378	322.9	-4.788	-6.454	-5.233	-6.226	0.127	0.235	520	282.3
351	12/17/2010 6:00	600	-21.49	82	0.202	256.2	-4.643	-6.454	-5.251	-6.248	0.127	0.233	520.4	282.7
351	12/17/2010 7:00	700	-21.42	82.4	0.112	78.6	-3.645	-6.577	-5.269	-6.268	0.127	0.234	520.5	282.8
351	12/17/2010 8:00	800	-21.74	82.3	0.204	26.72	-1.807	-6.667	-5.287	-6.286	0.127	0.235	520.8	283.1
351	12/17/2010 9:00	900	-21.25	82.5	0.057	294.3	-2.6	-6.669	-5.304	-6.304	0.127	0.234	520.4	282.7
351	12/17/2010 10:00	1000	-21.15	82.9	0.162	303.6	-3.646	-6.669	-5.32	-6.323	0.127	0.232	521	283.3
351	12/17/2010 11:00	1100	-20.94	82.7	0.335	299.6	-7.07	-6.668	-5.338	-6.34	0.127	0.233	520.8	283.1
351	12/17/2010 12:00	1200	-21.28	82.6	0.23	10.39	-6.999	-6.668	-5.354	-6.358	0.126	0.232	519.4	281.7
351	12/17/2010 13:00	1300	-19.36	83.2	0.761	109.2	-10.99	-6.668	-5.367	-6.371	0.126	0.225	516.4	278.7
351	12/17/2010 14:00	1400	-16.48	87.1	0.197	111	-14.69	-6.667	-5.38	-6.382	0.126	0.217	514.7	277
351	12/17/2010 15:00	1500	-16.35	81.8	0.632	112.6	-14.87	-6.646	-5.392	-6.393	0.126	0.227	514	276.3
351	12/17/2010 16:00	1600	-18.09	83	0.005	142.2	-3.784	-6.467	-5.408	-6.406	0.126	0.232	515	277.3
351	12/17/2010 17:00	1700	-20	83.1	0.59	103.1	-5.101	-6.452	-5.42	-6.415	0.126	0.237	514.5	276.8
351	12/17/2010 18:00	1800	-19.69	83.3	0.551	120.2	-1.111	-6.452	-5.43	-6.424	0.126	0.235	514.4	276.7
351	12/17/2010 19:00	1900	-20.04	82.8	0.711	140	-0.352	-6.451	-5.44	-6.431	0.126	0.237	514.1	276.4
351	12/17/2010 20:00	2000	-19.82	83.1	1.259	83.7	-1.792	-6.247	-5.448	-6.433	0.126	0.237	513.9	276.2
351	12/17/2010 21:00	2100	-19.52	83.3	1.036	107.2	-1.415	-5.965	-5.453	-6.426	0.126	0.237	513.7	276
351	12/17/2010 22:00	2200	-19.3	83.6	1.086	114.6	-1.593	-5.729	-5.452	-6.413	0.126	0.236	513.4	275.7
351	12/17/2010 23:00	2300	-18.73	84.2	0.861	131.1	-2.661	-5.5	-5.449	-6.398	0.126	0.237	513.2	275.5
351	12/18/2010 0:00	2400	-18.99	83.6	1.272	139.4	1.603	-5.313	-5.442	-6.381	0.126	0.236	513.3	275.6
352	12/18/2010 1:00	100	-19.45	83.3	0.9	130.6	-0.687	-5.161	-5.432	-6.364	0.126	0.235	513.4	275.7
352	12/18/2010 2:00	200	-20.13	82.7	0.159	147	-1.705	-4.976	-5.42	-6.347	0.126	0.236	513.4	275.7
352	12/18/2010 3:00	300	-20.54	82	0.627	118	1.433	-4.914	-5.408	-6.332	0.126	0.235	513.7	276
352	12/18/2010 4:00	400	-20.91	82.2	1.155	119.3	-1.66	-4.732	-5.394	-6.315	0.126	0.235	513.8	276.1
352	12/18/2010 5:00	500	-20.21	82.8	0.97	80.3	-2.814	-4.731	-5.38	-6.299	0.126	0.235	513.7	276
352	12/18/2010 6:00	600	-19.96	82.9	0.474	131	-1.94	-4.557	-5.367	-6.284	0.126	0.236	513.6	275.9
352	12/18/2010 7:00	700	-20.32	82.4	0.797	304.6	1.847	-4.517	-5.354	-6.271	0.126	0.236	513.8	276.1
352	12/18/2010 8:00	800	-20.74	82.1	0.465	263.6	-0.808	-4.517	-5.342	-6.258	0.126	0.234	514.2	276.5
352	12/18/2010 9:00	900	-21.19	82	0.504	312.1	-2.527	-4.517	-5.331	-6.246	0.126	0.234	514.1	276.4
352	12/18/2010 10:00	1000	-21.35	81.6	0.457	191.6	-0.952	-4.517	-5.32	-6.235	0.126	0.235	514.3	276.6
352	12/18/2010 11:00	1100	-21.17	81.9	0.397	104	-3.2	-4.516	-5.31	-6.225	0.126	0.235	514.3	276.6
352	12/18/2010 12:00	1200	-21.01	82	0.206	156.6	-5.159	-4.515	-5.303	-6.217	0.126	0.234	514.3	276.6
352	12/18/2010 13:00	1300	-20.65	82.2	0.17	148.3	-9.99	-4.507	-5.294	-6.209	0.127	0.235	514	276.3
352	12/18/2010 14:00	1400	-19.23	84.3	0.25	232.1	-21.19	-4.398	-5.287	-6.2	0.126	0.222	512.8	275.1
352	12/18/2010 15:00	1500	-18.33	81.9	0.046	5.953	-14.09	-4.301	-5.278	-6.19	0.127	0.226	514	276.3
352	12/18/2010 16:00	1600	-21.85	80.4	0.254	312.2	-8.1	-4.32	-5.273	-6.186	0.127	0.232	515.7	278
352	12/18/2010 17:00	1700	-22.97	80.3	0.323	147.5	-7.1	-4.515	-5.268	-6.184	0.127	0.226	517.1	279.4
352	12/18/2010 18:00	1800	-24.2	79.1	0.116	15.51	-2.59	-4.722	-5.267	-6.194	0.127	0.23	517.9	280.2
352	12/18/2010 19:00	1900	-24.39	79	0.204	26.61	-4.579	-5.045	-5.268	-6.212	0.127	0.233	518.1	280.4
352	12/18/2010 20:00	2000	-24.51	78.8	0.249	174.1	-2.431	-5.346	-5.277	-6.236	0.127	0.235	519	281.3
352	12/18/2010 21:00	2100	-24.56	78.8	0.201	23.62	-3.606	-5.626	-5.29	-6.265	0.127	0.233	520.1	282.4
352	12/18/2010 22:00	2200	-24.84	78.8	0.11	170	-2.532	-5.809	-5.307	-6.292	0.126	0.233	520.7	283
352	12/18/2010 23:00	2300	-25.37	78.6	0.188	167.7	-2.163	-5.901	-5.325	-6.316	0.126	0.229	521.4	283.7
352	12/19/2010 0:00	2400	-25.19	78.9	0.06	99.3	-4.017	-6.035	-5.345	-6.341	0.126	0.233	521.9	284.2
353	12/19/2010 1:00	100	-24.95	78.8	0.104	49.1	-3.444	-6.238	-5.363	-6.368	0.126	0.23	522.3	284.6
353	12/19/2010 2:00	200	-24.64	79	0.14	5.863	-4.772	-6.401	-5.382	-6.396	0.126	0.231	523.2	285.5
353	12/19/2010 3:00	300	-24.6	79	0.284	329.2	-7.83	-6.556	-5.405	-6.427	0.126	0.228	522.8	285.1
353	12/19/2010 4:00	400	-24.66	78.4	0.138	172.8	0.38	-6.669	-5.429	-6.457	0.126	0.225	523.6	285.9
353	12/19/2010 5:00	500	-24.67	79.1	0.341	222.7	-7.69	-6.781	-5.453	-6.485	0.126	0.228	522.8	285.1
353	12/19/2010 6:00	600	-23.66	80.4	0.43	105.5	-5.148	-6.884	-5.476	-6.513	0.126	0.231	523.5	285.8
353	12/19/2010 7:00	700	-23.43	80	0.259	77.9	-3.145	-6.937	-5.501	-6.541	0.126	0.231	523.5	285.8
353	12/19/2010 8:00	800	-23.3	80.6	0.428	75.1	-6.136	-7.1	-5.524	-6.568	0.126	0.232	523.2	285.5
353	12/19/2010 9:00	900	-21.86	82.7	0.792	100.4	-8.34	-7.1	-5.546	-6.592	0.126	0.231	523.2	285.5
353	12/19/2010 10:00	1000	-21.78	81.6	0.773	87	2.364	-7.1	-5.567	-6.612	0.125	0.232	523	285.3
353	12/19/2010 11:00	1100	-22.4	81.8	0.67	71	-1.538	-7.1	-5.59	-6.633	0.125	0.229	522.9	285.2
353	12/19/2010 12:00	1200	-21.51	82.8	0.766	65.3	-7.01	-6.953	-5.609	-6.648	0.125	0.227	520.6	282.9
353	12/19/2010 13:00	1300	-19.18	84.3	0.749	75.2	-7.1	-6.846	-5.624	-6.657	0.125	0.231	518.7	281
353	12/19/2010 14:00	1400	-17.98	84.8	0.528	90.5	-9.56	-6.667	-5.639	-6.661	0.125	0.219	516.6	278.9
353	12/19/2010 15:00	1500	-17.36	83.1	0.399	106.6	-13.46	-6.504	-5.651	-6.663	0.125	0.219	515.3	277.6
353	12/19/2010 16:00	1600	-19.5	81.3	0.242	304.7	-2.636	-6.451	-5.664	-6.667	0.125	0.23	517.4	279.7
353	12/19/2010 17:00	1700	-21.08	82.6	0.287	265	-7.02	-6.452	-5.675	-6.672	0.125	0.233	517.7	280
353	12/19/2010 18:00	1800	-20.45	83.3	0.188	51.98	-4.129	-6.431	-5.685	-6.678	0.125	0.231	517.1	279.4
353	12/19/2010 19:00	1900	-19.77	83.2	0.6	116.2	-2.784	-6.442	-5.693	-6.685	0.125	0.23	517.2	279.5
353	12/19/2010 20:00	2000	-20.23	83.5	0.657	100.3	-3.686	-6.452	-5.703	-6.694	0.125	0.229	517.1	279.4
353	12/19/2010 21:00	2100	-20.32	84	0.529	82.6	-2.034	-6.452	-5.712	-6.705	0.125	0.229	516.5	278.8
353	12/19/2010 22:00	2200	-20.11	84.2	0.439	76.8	1.421	-6.452	-5.722	-6.716	0.125	0.228	516.5	278.8
353	12/19/2010 23:00	2300	-20.19	84.4	0.444	76	1.408	-6.452	-5.732	-6.725	0.125	0.23	516.7	279
353	12/20/2010 0:00	2400	-19.81	84.9	0.248	88.1	2.789	-6.452	-5.743	-6.735	0.125	0.227	517.2	279.5
354	12/20/2010 1:00	100	-20.07	84.4	0.39	56.13	-0.27	-6.452	-5.752	-6.745	0.125	0.231	516.5	278.8
354	12/20/2010 2:00	200	-19.89	85.4	0.55	55.5	-1.481	-6.452	-5.762	-6.755	0.125	0.229	516	278.3
354	12/20/2010 3:00	300	-18.58	84.6	0.908	31.3	-5.317	-6.452	-5.77	-6.764	0.125	0.231	515.5	277.8
354	12/20/2010 4:00	400	-19.19	83.7	0.283	7.54	-0.275	-6.452	-5.782	-6.773	0.125	0.232	516	278.3
354	12/20/2010 5:00	500	-18.78	84.6	0.402	334.7	-6.96	-6.452	-5.793	-6.78	0.124	0.23	516	278.3
354	12/20/2010 6:00	600	-19.24	83.9	0.085	336.5	0.227	-6.442	-5.805	-6.785	0.124	0.224	516.4	278.7
354	12/20/2010 7:00	700	-19.09	85.1	0.258	131.2	-8.22	-6.377	-5.815	-6.792	0.124	0.23	515.4	277.7
354	12/20/2010 8:00	800	-18.63	84.2	0.603	122.7	0.897	-6.428	-5.824	-6.799	0.125	0.227	516	278.3
354	12/20/2010 9:00	900	-19.86	83.8	0.393	42.92	3.723	-6.452	-5.833	-6.809	0.125	0.229	516.2	278.5
354	12/20/2010 10:00	1000	-20.62	83.4	0.202	17.03	-1.107	-6.452	-5.843	-6.822	0.124	0.232	515.9	278.2
354	12/20/2010 11:00	1100	-19.73	83.4	0.081	28.2	-1.927	-6.452	-5.854	-6.834	0.124	0.229	516.3	278.6
354	12/20/2010 12:00	1200	-20.22	83.7	0.018	49.44	-5.327	-6.523	-5.864	-6.846	0.124	0.225	514.7	277
354	12/20/2010 13:00	1300	-18.81	84.4	0.249	134	-8.22	-6.494	-5.872	-6.856	0.124	0.223	514.4	276.7
354	12/20/2010 14:00	1400	-17.89	85.7	0.13	129.2	-11.49	-6.452	-5.88	-6.864	0.124	0.214	513.2	275.5
354	12/20/2010 15:00	1500	-16.45	80.4	0.605	119.3	-8.9	-6.452	-5.888	-6.867	0.124	0.226	514	276.3
354	12/20/2010 16:00	1600	-21.39	79.9	1.247	115.5	1.536	-6.442	-5.898	-6.874	0.124	0.229	515.2	277.5
354	12/20/2010 17:00	1700	-22.46	80.9	1.052	107.2	-0.511	-6.452	-5.904	-6.88	0.124	0.23	515.5	277.8
354	12/20/2010 18:00	1800	-21.97	81.4	0.629	130.6	-2.631	-6.451	-5.91	-6.888	0.124	0.228	516.3	278.6
354	12/20/2010 19:00	1900	-21.73	82.1	0.889	114.6	-7.32	-6.446	-5.915	-6.896	0.124	0.228	515.6	277.9
354	12/20/2010 20:00	2000	-21.01	82.2	0.869	128.4	-2.262	-6.44	-5.917	-6.902	0.124	0.229	515.4	277.7
354	12/20/2010 21:00	2100	-21.56	81.7	0.793	88.8	0.7	-6.42	-5.92	-6.911	0.124	0.231	515.4	277.7
354	12/20/2010 22:00	2200	-20.66	83	0.805	115.4	-3.267	-6.238	-5.922	-6.914	0.124	0.23	515.2	277.5
354	12/20/2010 23:00	2300	-21.17	82	0.816	116.6	-1.128	-6.237	-5.922	-6.915	0.124	0.232	514.8	277.1
354	12/21/2010 0:00	2400	-20.26	82.9	0.662	113.6	-2.572	-6.208	-5.921	-6.917	0.124	0.231	514.5	276.8
355	12/21/2010 1:00	100	-20.1	82.7	0.583	111.3	0.028	-6.027	-5.919	-6.917	0.124	0.231	514.4	276.7
355	12/21/2010 2:00	200	-20.5	82.4	0.767	107	-0.764	-5.93	-5.917	-6.914	0.124	0.231	514.4	276.7
355	12/21/2010 3:00	300	-20.37	82.8	0.661	101.8	-2.876	-5.742	-5.912	-6.905	0.124	0.231	514.1	276.4

Faro Meteorological Data
January 01 - December 31, 2010

Faro Climate Station - 2010 data

Note: Cumulative precipitation is calculated in column 'V', while raw instrument numbers are seen in column 'U'. -0.1

Julian Day	Date	Hr	Tair	RH %	WindV	WindD	NetRad	SoilHF	SoilT2	SoilT3	Soil W	SnoD	Precip	Precip (rev)
355	12/21/2010 4:00	400	-20.17	82.7	0.547	133.2	0.336	-5.573	-5.905	-6.892	0.124	0.23	514.2	276.5
355	12/21/2010 5:00	500	-21.01	81.8	0.972	134.7	1.807	-5.378	-5.896	-6.879	0.124	0.229	514.4	276.7
355	12/21/2010 6:00	600	-21.33	81.7	0.762	112	-1.264	-5.377	-5.885	-6.869	0.124	0.228	514.5	276.8
355	12/21/2010 7:00	700	-21.26	81.8	0.571	100.4	-1.668	-5.277	-5.875	-6.859	0.124	0.232	514.5	276.8
355	12/21/2010 8:00	800	-21	82.1	0.609	83.4	-2.05	-5.162	-5.864	-6.847	0.124	0.232	514.5	276.8
355	12/21/2010 9:00	900	-20.96	82	0.626	114.7	-0.837	-5.131	-5.851	-6.835	0.124	0.232	514.5	276.8
355	12/21/2010 10:00	1000	-21.11	81.8	0.618	126.8	-0.57	-4.951	-5.84	-6.822	0.124	0.232	514.6	276.9
355	12/21/2010 11:00	1100	-21.4	81.5	0.651	128	-0.202	-4.947	-5.83	-6.811	0.124	0.232	514.7	277
355	12/21/2010 12:00	1200	-21.62	81.4	0.646	137.3	-1.45	-4.947	-5.821	-6.803	0.124	0.231	514.8	277.1
355	12/21/2010 13:00	1300	-21.35	81.7	0.356	97.6	-7.91	-4.947	-5.811	-6.797	0.124	0.231	514.5	276.8
355	12/21/2010 14:00	1400	-20.57	82.1	0.147	114.2	-8.14	-4.947	-5.801	-6.789	0.125	0.229	514.6	276.9
355	12/21/2010 15:00	1500	-21.4	81.2	0.611	136	-2.287	-4.947	-5.792	-6.78	0.124	0.229	514.8	277.1
355	12/21/2010 16:00	1600	-21.8	81.2	0.625	136.5	-2.228	-4.947	-5.784	-6.775	0.125	0.225	515.3	277.6
355	12/21/2010 17:00	1700	-22.41	80.9	0.533	104.8	-2.93	-4.947	-5.776	-6.77	0.125	0.226	515.8	278.1
355	12/21/2010 18:00	1800	-23.17	80.2	0.471	76.5	1.711	-4.947	-5.771	-6.77	0.125	0.226	517.1	279.4
355	12/21/2010 19:00	1900	-24.46	79.1	0.267	48.36	1.178	-5.134	-5.768	-6.774	0.125	0.229	518.5	280.8
355	12/21/2010 20:00	2000	-25.04	79.1	0.177	42.8	-8.45	-5.269	-5.768	-6.782	0.124	0.224	518.7	281
355	12/21/2010 21:00	2100	-25	78.8	0.528	48.37	-10.5	-5.487	-5.772	-6.795	0.125	0.228	519.4	281.7
355	12/21/2010 22:00	2200	-24.82	78.7	0.308	24.4	-3.285	-5.724	-5.781	-6.814	0.124	0.225	520.9	283.2
355	12/21/2010 23:00	2300	-25.09	78.7	0.229	104.2	-5.591	-5.941	-5.795	-6.837	0.125	0.228	521.4	283.7
355	12/22/2010 0:00	2400	-25.27	78.8	0.126	39.51	-3.488	-6.162	-5.813	-6.863	0.125	0.222	522	284.3
356	12/22/2010 1:00	100	-25.04	78.8	0.558	91.7	-7.99	-6.361	-5.832	-6.889	0.124	0.224	522.5	284.8
356	12/22/2010 2:00	200	-25.25	78.3	0.288	39.81	-0.761	-6.555	-5.856	-6.918	0.124	0.222	522.8	285.1
356	12/22/2010 3:00	300	-25.24	78.2	0.403	27.75	-7.21	-6.675	-5.88	-6.947	0.124	0.224	522.6	284.9
356	12/22/2010 4:00	400	-25.47	78.5	0.222	28.74	-4.217	-6.874	-5.906	-6.975	0.124	0.221	523.2	285.5
356	12/22/2010 5:00	500	-25	78.6	0.332	11.13	-6.832	-6.884	-5.933	-7	0.124	0.221	523.6	285.9
356	12/22/2010 6:00	600	-25.04	78.3	0.259	9.69	-2.311	-7.01	-5.96	-7.03	0.124	0.225	523.2	285.5
356	12/22/2010 7:00	700	-25.29	78.1	0.29	47.35	-5.403	-7.1	-5.986	-7.05	0.124	0.226	523.8	286.1
356	12/22/2010 8:00	800	-25.14	78.1	0.455	110.4	-5.424	-7.1	-6.013	-7.08	0.124	0.22	524.5	286.8
356	12/22/2010 9:00	900	-25.08	78.4	0.339	287.2	-0.381	-7.1	-6.039	-7.1	0.124	0.217	525.4	287.7
356	12/22/2010 10:00	1000	-25.46	77.8	0.26	36.96	-0.56	-7.1	-6.064	-7.12	0.124	0.223	525.2	287.5
356	12/22/2010 11:00	1100	-25.07	78.5	0.083	128.9	-5.148	-7.11	-6.087	-7.14	0.123	0.224	524.9	287.2
356	12/22/2010 12:00	1200	-24.49	79.1	0.17	134.5	-9.7	-7.25	-6.11	-7.16	0.123	0.23	524.6	286.9
356	12/22/2010 13:00	1300	-22.72	80.4	0.109	136.5	-7.01	-7.3	-6.132	-7.18	0.123	0.234	524	286.3
356	12/22/2010 14:00	1400	-21.95	80.8	0.368	96.9	-5.072	-7.12	-6.149	-7.19	0.123	0.227	523.2	285.5
356	12/22/2010 15:00	1500	-21.57	81.2	0.358	154.3	-7.04	-6.966	-6.165	-7.2	0.123	0.24	522.3	284.6
356	12/22/2010 16:00	1600	-21.31	81.6	0.291	293.8	-4.045	-6.671	-6.176	-7.19	0.123	0.234	521.2	283.5
356	12/22/2010 17:00	1700	-20.66	82.3	0.084	343.6	-2.877	-6.351	-6.181	-7.18	0.123	0.225	520.2	282.5
356	12/22/2010 18:00	1800	-20.45	82.4	0.162	268	-2.216	-6.061	-6.181	-7.17	0.123	0.245	518.9	281.2
356	12/22/2010 19:00	1900	-20.03	82.8	0.183	154.2	-1.21	-5.758	-6.176	-7.14	0.123	0.229	518.2	280.5
356	12/22/2010 20:00	2000	-19.84	82.9	0.172	218.7	-1.239	-5.515	-6.168	-7.12	0.123	0.227	517.4	279.7
356	12/22/2010 21:00	2100	-19.9	82.9	0.227	279.9	-1.692	-5.282	-6.157	-7.1	0.123	0.256	516.8	279.1
356	12/22/2010 22:00	2200	-20.16	82.6	0.116	347.2	-2.409	-5.058	-6.143	-7.07	0.123	0.257	516	278.3
356	12/22/2010 23:00	2300	-19.96	82.8	0.188	255	0.785	-4.85	-6.127	-7.04	0.123	0.235	515.7	278
356	12/23/2010 0:00	2400	-20.52	82.3	0.276	293.8	-1.102	-4.669	-6.108	-7.01	0.123	0.279	515.3	277.6
357	12/23/2010 1:00	100	-20.3	82.6	0.085	293.4	-3.07	-4.513	-6.088	-6.986	0.123	0.282	515.1	277.4
357	12/23/2010 2:00	200	-20.49	82.4	0.084	239	-2.369	-4.31	-6.069	-6.958	0.123	0.284	514.7	277
357	12/23/2010 3:00	300	-20.25	82.6	0.049	259.2	-1.172	-4.215	-6.049	-6.93	0.123	0.287	514.5	276.8
357	12/23/2010 4:00	400	-20.63	82.1	0.104	246.2	0.285	-4.087	-6.028	-6.904	0.124	0.3	514.4	276.7
357	12/23/2010 5:00	500	-20.86	82.1	0.171	271.5	-2.134	-3.981	-6.006	-6.878	0.124	0.293	514.3	276.6
357	12/23/2010 6:00	600	-20.68	82.2	0.051	156.8	-0.415	-3.871	-5.985	-6.852	0.124	0.3	514.4	276.7
357	12/23/2010 7:00	700	-21.41	81.4	0.125	262	2.493	-3.858	-5.965	-6.828	0.124	0.3	514.5	276.8
357	12/23/2010 8:00	800	-21.65	81.3	0	0	0.626	-3.668	-5.944	-6.804	0.124	0.297	514.7	277
357	12/23/2010 9:00	900	-21.9	81.1	0	0	2.403	-3.656	-5.923	-6.782	0.124	0.297	515	277.3
357	12/23/2010 10:00	1000	-22.58	80.4	0	0	0.726	-3.656	-5.904	-6.761	0.124	0.298	515.1	277.4
357	12/23/2010 11:00	1100	-22.3	81	0	0	-1.652	-3.656	-5.883	-6.741	0.124	0.296	515.3	277.6
357	12/23/2010 12:00	1200	-22.39	80.6	0	0	-3.469	-3.656	-5.864	-6.723	0.124	0.296	515.1	277.4
357	12/23/2010 13:00	1300	-21.54	81.4	0	0	-9.98	-3.622	-5.845	-6.706	0.124	0.293	514.2	276.5
357	12/23/2010 14:00	1400	-21.61	81.1	0	0	-3.637	-3.446	-5.827	-6.687	0.124	0.291	514.7	277
357	12/23/2010 15:00	1500	-21.79	81.2	0	0	-8.98	-3.441	-5.809	-6.671	0.124	0.283	514.5	276.8
357	12/23/2010 16:00	1600	-21.5	81.4	0	0	-2.696	-3.441	-5.792	-6.655	0.124	0.289	514.3	276.6
357	12/23/2010 17:00	1700	-21.28	81.8	0	0	-3.932	-3.441	-5.775	-6.642	0.124	0.285	514.2	276.5
357	12/23/2010 18:00	1800	-21.14	81.8	0	0	-1.657	-3.441	-5.761	-6.629	0.124	0.284	514.2	276.5
357	12/23/2010 19:00	1900	-21.23	81.6	0	0	-0.435	-3.441	-5.748	-6.615	0.125	0.291	514.3	276.6
357	12/23/2010 20:00	2000	-20.79	82.2	0	0	-3.554	-3.441	-5.733	-6.602	0.125	0.292	514.3	276.6
357	12/23/2010 21:00	2100	-21.08	81.8	0	0	1.153	-3.441	-5.72	-6.588	0.125	0.291	514.3	276.6
357	12/23/2010 22:00	2200	-20.82	82.2	0	0	-2.579	-3.441	-5.707	-6.575	0.125	0.287	514.2	276.5
357	12/23/2010 23:00	2300	-20.71	82.3	0	0	-1.542	-3.441	-5.694	-6.563	0.125	0.292	514	276.3
357	12/24/2010 0:00	2400	-19.94	82.9	0	0	-1.099	-3.441	-5.681	-6.551	0.125	0.285	514.1	276.4
358	12/24/2010 1:00	100	-20.4	82.7	0	0	-2.575	-3.441	-5.669	-6.54	0.124	0.289	513.8	276.1
358	12/24/2010 2:00	200	-19.86	83	0	0	-3.98	-3.441	-5.657	-6.53	0.125	0.289	513.8	276.1
358	12/24/2010 3:00	300	-20.63	81.9	0	0	5.102	-3.441	-5.646	-6.52	0.125	0.29	514.1	276.4
358	12/24/2010 4:00	400	-20.64	82.6	0	0	-4.739	-3.441	-5.634	-6.509	0.125	0.291	514	276.3
358	12/24/2010 5:00	500	-20.34	82.6	0	0	-0.431	-3.441	-5.622	-6.498	0.125	0.292	513.8	276.1
358	12/24/2010 6:00	600	-19.54	83.5	0	0	-6.67	-3.437	-5.611	-6.489	0.125	0.3	513.6	275.9
358	12/24/2010 7:00	700	-18.85	84.2	0	0	-5.772	-3.396	-5.599	-6.479	0.125	0.301	513.1	275.4
358	12/24/2010 8:00	800	-17.48	85	0	0	6.61	-3.264	-5.588	-6.469	0.125	0.296	513.5	275.8
358	12/24/2010 9:00	900	-18.5	84.3	0	0	-0.873	-3.225	-5.576	-6.457	0.125	0.298	513.4	275.7
358	12/24/2010 10:00	1000	-18.48	84.2	0	0	0.015	-3.225	-5.565	-6.448	0.125	0.298	513.4	275.7
358	12/24/2010 11:00	1100	-19.09	83.6	0	0	1.296	-3.225	-5.554	-6.435	0.125	0.299	513.3	275.6
358	12/24/2010 12:00	1200	-18.63	84.3	0	0	-4.838	-3.225	-5.543	-6.425	0.125	0.294	513.2	275.5
358	12/24/2010 13:00	1300	-17.96	85.3	0	0	-1.625	-3.225	-5.53	-6.413	0.125	0.288	512.1	274.4
358	12/24/2010 14:00	1400	-17.8	84.9	0	0	18.59	-3.046	-5.52	-6.4	0.125	0.286	513.5	275.8
358	12/24/2010 15:00	1500	-18.06	84.5	0	0	-3.344	-3.01	-5.509	-6.386	0.125	0.287	512.8	275.1
358	12/24/2010 16:00	1600	-18.78	83.1	0	0	16.52	-3.01	-5.496	-6.373	0.125	0.289	514.1	276.4
358	12/24/2010 17:00	1700	-19.79	83.8	0	0	-10.92	-3.096	-5.484	-6.365	0.125	0.289	514	276.3
358	12/24/2010 18:00	1800	-19.65	83.1	0	0	-2.143	-3.226	-5.473	-6.359	0.125	0.294	513.8	276.1
358	12/24/2010 19:00	1900	-18.49	84.6	0	0	-6.843	-3.226	-5.463	-6.354	0.125	0.29	513.9	276.2
358	12/24/2010 20:00	2000	-17.29	85.5	0	0	-5.606	-3.226	-5.456	-6.351	0.125	0.29	513.7	276
358	12/24/2010 21:00	2100	-16.96	85.6	0	0	-3.366	-3.229	-5.451	-6.348	0.125	0.294	513.5	275.8
358	12/24/2010 22:00	2200	-16.3	86.2	0	0	-3.253	-3.228	-5.447	-6.344	0.125	0.317	513.3	275.6
358	12/24/2010 23:00	2300	-15.07	87.4	0	0	-5.051	-3.225	-5.441	-6.339	0.125	0.337	513.3	275.6
358	12/25/2010 0:00	2400	-16.06	86.1	0	0	5.134	-3.225	-5.434	-6.332	0.125	0.332	513.5	275.8
359	12/25/2010 1:00	100	-16.62	85.9	0	0	0.574	-3.222	-5.427	-6.322	0.125	0.336	513.7	276
359	12/25/2010 2:00	200	-16.7	85.8	0	0	-0.364	-3.049	-5.417	-6.31	0.125	0.335	513.8	276.1
359	12/25/2010 3:00	300	-16.55	86	0	0	-0.854	-3.01	-5.405	-6.3	0.125	0.337	513.8	276.1
359	12/25/2010 4:00	400	-16.29	86.2	0	0	-0.864	-3.01	-5.392	-6.288	0.125	0.331	513.9	276.2
359	12/25/2010 5:00	500	-16.95	85.5	0	0	6.026	-3.01	-5.378	-6.279	0.126	0.327	514.2	276.5
359	12/25/2010 6:00	600	-17.64	85	0	0	7.47	-3.01	-5.364	-6.271	0.126	0.324	514.7	277
359	12/25/2010 7:00	700	-18.51	84	0	0	9.71	-3.01	-5.348	-6.264	0.126	0.329	514.9	277.2
359	12/25/2010 8:00	800	-18.69	84.2	0	0	3.972	-3.01	-5.329	-6.256	0.126	0.326	515.1	277.4
359	12/25/2010 9:00	900	-19.58	82.9	0	0	6.87	-3.01	-5.312	-6.249	0.126	0.326	515.3	277.6
359	12/25/2010 10:00	1000	-19.54	82.4	0	0	14.66	-3.011	-5.298	-6.244	0.126	0.321	516.1	278.4
359	12/25/2010 11:00	1100	-20.54	82	0	0	6.299	-3.054	-5.284	-6.24	0.126	0.325	516.1	278.4
359	12/25/2010 12:00	1200	-20.18	82	0	0	6.322	-3.219	-5.269	-6.238	0.126	0.323	515.6	277.9
359	12/25/2010 13:00	1300	-19.25	83.6	0	0	11.73	-3.226	-5.256	-6.234	0.126	0.322	515.1	277.4
359	12/25/2010 14:00	1400	-18.81	83.9	0	0	9.03	-3.225	-5.244	-6.231	0.126	0.316	514.8	277.1
359	12/25/2010 15:00	1500	-16.11	86.8	0	0	4.724	-3.225	-5.232	-6.231	0.126	0.313	514.2	276.5
359	12/25/2010 16:00	1600	-17.13	85.7	0	0	8.78	-3.353	-5.221	-6.235	0.126	0.314	515.2	277.5
359	12/25/2010 17:00	1700	-19.27	83.2	0	0	10.95	-3.453	-5.211	-6.24	0.126	0.312	515.8	278.1
359	12/25/2010 18:00	1800	-19.71	82.9	0	0	7.61	-3.65	-5.2	-6.246	0.126	0.31	516.2	278.5
359	12/25/2010 19:00	1900	-19.63	82.9	0	0	4.857	-3.697	-5.191	-6.257	0.126	0.304	515.9	278.2
359	12/25/2010 20:00	2000	-19.04	83.9	0	0	11.32	-3.871	-5.183	-6.268	0.126	0.31	516	278.3
359	12/25/2010 21:00	2100	-19.48	83.3	0	0	-0.974	-3.94	-5.175	-6.281	0.126	0.3	516.1	278.4
359	12/25/2010 22:00	2200	-18.2	84.1	0	0	7.97	-4.086	-5.167	-6.291	0.126	0.309	516	278.3
359	12/25/2010 23:00	2300	-18.46	84.2	0	0	4.883	-4.086	-5.16	-6.3	0.126	0.305	516.1	278.4
359	12/26/2010 0:00	2400	-18.04	84	0	0	8.96	-4.086	-5.154	-6.306	0.126	0.306	516.3	278.6
360	12/26/2010 1:00	100	-19.09	83.1	0	0	11.84	-4.085	-5.15	-6.311	0.126	0.303	516.2	278.5
360	12/26/2010 2:00	200	-18.89	83.4	0	0	13.71	-4.004	-5.147	-6.311	0.126	0.311	516.3	278.6
360	12/26/2010 3:00	300	-17.37	86	0	0	0.87	-3.872	-5.142	-6.309	0.126	0.304	516.4	278.7
360	12/26/2010 4:00	400	-16.89	85.8	0	0	-3.387	-3.871	-5.139	-6.306	0.126	0.295	515.8	278.1
360	12/26/2010 5:00	500	-16.13	86	0	0	5.599	-3.871	-5.135	-6.3	0.126	0.289	516	278.3
360	12/26/2010 6:00	600	-16.88	85.6	0	0	10.4	-3.87	-5.136	-6.3	0.126	0.293	515.6	277.9
360	12/26/2010 7:00	700	-16.99	85.7	0	0	13.46	-3.87	-5.135	-6.298	0.126	0.3	515.8	278.1
360	12/26/2010 8:00	800	-17.56	85.5	0	0	2.444	-3.868	-5.134	-6.294	0.127	0.302	515.5	277.8

Faro Meteorological Data
January 01 - December 31, 2010

Faro Climate Station - 2010 data

Note: Cumulative precipitation is calculated in column 'V', while raw instrument numbers are seen in column 'U'. -0.1

Julian Day	Date	Hr	Tair	RH %	WindV	WindD	NetRad	SoilHF	SoilT2	SoilT3	Soil W	SnoD	Precip	Precip (rev)
360	12/26/2010 9:00	900	-17.09	85.7	0	0	10.32	-3.727	-5.133	-6.289	0.127	0.305	515.6	277.9
360	12/26/2010 10:00	1000	-15.99	87.2	0	0	2.051	-3.656	-5.135	-6.286	0.126	0.302	515.1	277.4
360	12/26/2010 11:00	1100	-13.92	89	0	0	-1.254	-3.655	-5.135	-6.281	0.127	0.3	514.9	277.2
360	12/26/2010 12:00	1200	-13.38	89.2	0	0	-0.546	-3.655	-5.137	-6.277	0.126	0.298	514.9	277.2
360	12/26/2010 13:00	1300	-13.46	89	0	0	-1.765	-3.655	-5.138	-6.271	0.126	0.297	514.7	277
360	12/26/2010 14:00	1400	-13.34	88.7	0	0	-7.61	-3.638	-5.139	-6.263	0.126	0.301	514.6	276.9
360	12/26/2010 15:00	1500	-15.22	87.2	0	0	-2.041	-3.463	-5.139	-6.255	0.126	0.3	514.6	276.9
360	12/26/2010 16:00	1600	-14.82	87.6	0	0	-1.024	-3.44	-5.141	-6.247	0.126	0.3	514.5	276.8
360	12/26/2010 17:00	1700	-14.32	87.9	0	0	-0.233	-3.44	-5.141	-6.241	0.126	0.298	514.4	276.7
360	12/26/2010 18:00	1800	-14.08	88	0	0	0.284	-3.44	-5.141	-6.232	0.126	0.297	514.3	276.6
360	12/26/2010 19:00	1900	-14	88.1	0	0	-0.564	-3.44	-5.142	-6.224	0.126	0.303	514.3	276.6
360	12/26/2010 20:00	2000	-14.38	87.7	0	0	1.971	-3.425	-5.141	-6.216	0.126	0.313	514.5	276.8
360	12/26/2010 21:00	2100	-14.88	87.3	0	0	3.012	-3.26	-5.139	-6.207	0.126	0.317	514.7	277
360	12/26/2010 22:00	2200	-16.33	86.1	0	0	7.39	-3.225	-5.137	-6.199	0.126	0.316	515.1	277.4
360	12/26/2010 23:00	2300	-17.3	85.3	0	0	2.902	-3.225	-5.134	-6.191	0.127	0.318	515.3	277.6
360	12/27/2010 0:00	2400	-17.21	85.5	0	0	-0.512	-3.224	-5.127	-6.181	0.127	0.319	515.4	277.7
361	12/27/2010 1:00	100	-17.04	85.7	0	0	-0.934	-3.13	-5.12	-6.17	0.127	0.318	515.5	277.8
361	12/27/2010 2:00	200	-16.76	85.9	0	0	-0.697	-3.031	-5.112	-6.16	0.127	0.319	515.5	277.8
361	12/27/2010 3:00	300	-16.65	86	0	0	-0.081	-3.054	-5.104	-6.151	0.127	0.321	515.6	277.9
361	12/27/2010 4:00	400	-16.7	85.9	0	0	1.403	-3.141	-5.095	-6.144	0.127	0.32	515.7	278
361	12/27/2010 5:00	500	-17.35	85.1	0	0	7.64	-3.225	-5.087	-6.14	0.127	0.319	515.9	278.2
361	12/27/2010 6:00	600	-17.93	85	0	0	3.021	-3.225	-5.08	-6.136	0.127	0.318	515.9	278.2
361	12/27/2010 7:00	700	-17.57	85.2	0	0	1.228	-3.225	-5.071	-6.131	0.127	0.318	516	278.3
361	12/27/2010 8:00	800	-17.57	85.1	0	0	2.472	-3.225	-5.062	-6.127	0.127	0.317	516.2	278.5
361	12/27/2010 9:00	900	-18.05	84.4	0	0	12.7	-3.227	-5.054	-6.126	0.127	0.313	516.6	278.9
361	12/27/2010 10:00	1000	-20.14	82.8	0	0	13.88	-3.366	-5.046	-6.124	0.127	0.319	516.6	278.9
361	12/27/2010 11:00	1100	-19.37	83.7	0	0	6.77	-3.429	-5.038	-6.122	0.127	0.312	517	279.3
361	12/27/2010 12:00	1200	-19.89	82.6	0	0	10.7	-3.441	-5.032	-6.122	0.127	0.317	516.8	279.1
361	12/27/2010 13:00	1300	-19.37	84	0	0	9.64	-3.441	-5.024	-6.121	0.127	0.314	516.6	278.9
361	12/27/2010 14:00	1400	-18.89	84.3	0	0	0.68	-3.441	-5.017	-6.122	0.127	0.311	516.4	278.7
361	12/27/2010 15:00	1500	-16.39	86.4	0	0	0.105	-3.486	-5.011	-6.122	0.127	0.307	516.2	278.5
361	12/27/2010 16:00	1600	-18.66	83.1	0	0	8.36	-3.655	-5.007	-6.128	0.127	0.315	516.9	279.2
361	12/27/2010 17:00	1700	-20.37	82.4	0	0	8.31	-3.748	-5.003	-6.136	0.127	0.314	517.3	279.6
361	12/27/2010 18:00	1800	-21.56	80.8	0	0	12.96	-3.871	-5.001	-6.146	0.127	0.313	517.9	280.2
361	12/27/2010 19:00	1900	-22.17	80.7	0	0	11.85	-3.873	-4.999	-6.155	0.127	0.313	518.2	280.5
361	12/27/2010 20:00	2000	-22.77	80.3	0	0	6.109	-4.002	-4.998	-6.164	0.127	0.317	518.2	280.5
361	12/27/2010 21:00	2100	-22.35	81.6	0	0	8.4	-4.041	-4.998	-6.171	0.127	0.308	518.9	281.2
361	12/27/2010 22:00	2200	-23.16	80.2	0	0	1.171	-4.012	-4.999	-6.175	0.127	0.315	519.1	281.4
361	12/27/2010 23:00	2300	-23.4	79.6	0	0	7.05	-3.958	-5	-6.178	0.127	0.311	519.5	281.8
361	12/28/2010 0:00	2400	-21.99	81.7	0	0	-3.031	-3.913	-5.001	-6.179	0.127	0.313	519.7	282
362	12/28/2010 1:00	100	-20.29	82.7	0	0	0.154	-3.896	-5.003	-6.181	0.127	0.314	519.5	281.8
362	12/28/2010 2:00	200	-18.77	84.2	0	0	-3.253	-4.031	-5.007	-6.182	0.127	0.313	519.3	281.6
362	12/28/2010 3:00	300	-18.17	84.6	0	0	-2.899	-4.086	-5.011	-6.185	0.127	0.311	519.1	281.4
362	12/28/2010 4:00	400	-17.78	84.8	0	0	0.868	-4.086	-5.017	-6.188	0.127	0.312	518.9	281.2
362	12/28/2010 5:00	500	-18.32	84.2	0	0	10.44	-4.081	-5.024	-6.192	0.127	0.308	519	281.3
362	12/28/2010 6:00	600	-19.11	83.7	0	0	11.73	-3.912	-5.032	-6.192	0.127	0.308	519.1	281.4
362	12/28/2010 7:00	700	-19.63	83.2	0	0	6.714	-3.871	-5.038	-6.189	0.127	0.307	519.2	281.5
362	12/28/2010 8:00	800	-19.62	83.2	0	0	7.39	-3.871	-5.042	-6.185	0.127	0.314	519.1	281.4
362	12/28/2010 9:00	900	-18.94	84.1	0	0	-0.583	-3.843	-5.047	-6.181	0.127	0.311	519	281.3
362	12/28/2010 10:00	1000	-18.84	84.3	0	0	-3.686	-3.731	-5.05	-6.178	0.127	0.316	518.8	281.1
362	12/28/2010 11:00	1100	-18.31	84.6	0	0	-1.755	-3.792	-5.054	-6.175	0.127	0.307	518.5	280.8
362	12/28/2010 12:00	1200	-17.92	84.8	0	0	-1.981	-3.867	-5.058	-6.174	0.127	0.308	518.1	280.4
362	12/28/2010 13:00	1300	-17.45	85.3	0	0	-5.551	-3.805	-5.062	-6.174	0.127	0.313	517.5	279.8
362	12/28/2010 14:00	1400	-16.2	86.5	0	0	-12.6	-3.658	-5.065	-6.169	0.127	0.312	516.9	279.2
362	12/28/2010 15:00	1500	-16.14	86.3	0	0	-7.26	-3.655	-5.068	-6.165	0.127	0.312	516.4	278.7
362	12/28/2010 16:00	1600	-16.43	86.1	0	0	-4.368	-3.655	-5.071	-6.161	0.127	0.312	516.1	278.4
362	12/28/2010 17:00	1700	-16.49	86	0	0	-0.26	-3.653	-5.071	-6.155	0.127	0.313	515.8	278.1
362	12/28/2010 18:00	1800	-17.01	85.4	0	0	0.894	-3.483	-5.071	-6.148	0.127	0.312	515.7	278
362	12/28/2010 19:00	1900	-17.27	85.3	0	0	1.321	-3.44	-5.069	-6.14	0.127	0.312	515.7	278
362	12/28/2010 20:00	2000	-17.57	85.1	0	0	0.453	-3.44	-5.067	-6.129	0.127	0.312	515.8	278.1
362	12/28/2010 21:00	2100	-17.72	85.1	0	0	-0.699	-3.436	-5.064	-6.121	0.127	0.312	515.8	278.1
362	12/28/2010 22:00	2200	-17.66	85	0	0	2.662	-3.437	-5.059	-6.113	0.127	0.311	515.9	278.2
362	12/28/2010 23:00	2300	-18.2	84.3	0	0	10.44	-3.394	-5.055	-6.107	0.127	0.308	516.3	278.6
362	12/29/2010 0:00	2400	-19.97	82.2	0	0	17.07	-3.301	-5.048	-6.1	0.127	0.312	517	279.3
363	12/29/2010 1:00	100	-20.19	82.8	0	0	13.26	-3.244	-5.043	-6.094	0.127	0.305	517.6	279.9
363	12/29/2010 2:00	200	-21.82	80.7	0	0	11.42	-3.277	-5.038	-6.089	0.127	0.311	518.1	280.4
363	12/29/2010 3:00	300	-22.52	80.3	0	0	1.551	-3.414	-5.033	-6.085	0.127	0.313	518	280.3
363	12/29/2010 4:00	400	-19.85	83.1	0	0	11.51	-3.441	-5.028	-6.082	0.127	0.309	518.3	280.6
363	12/29/2010 5:00	500	-19.79	82.9	0	0	10.03	-3.443	-5.025	-6.083	0.127	0.311	518.3	280.6
363	12/29/2010 6:00	600	-19.96	82.8	0	0	11.72	-3.623	-5.024	-6.086	0.127	0.307	518.4	280.7
363	12/29/2010 7:00	700	-19.85	82.8	0	0	10.21	-3.668	-5.024	-6.093	0.127	0.307	518.6	280.9
363	12/29/2010 8:00	800	-20.46	82.3	0	0	12.71	-3.869	-5.026	-6.103	0.127	0.307	518.7	281
363	12/29/2010 9:00	900	-20.6	81.7	0	0	15.01	-3.993	-5.029	-6.116	0.127	0.305	519.2	281.5
363	12/29/2010 10:00	1000	-22.54	80.1	0	0	12	-4.086	-5.032	-6.13	0.127	0.311	519.3	281.6
363	12/29/2010 11:00	1100	-22.38	80.5	0	0	7.14	-4.103	-5.035	-6.143	0.127	0.306	519.6	281.9
363	12/29/2010 12:00	1200	-21.48	81.5	0	0	10.04	-4.282	-5.039	-6.154	0.127	0.307	519	281.3
363	12/29/2010 13:00	1300	-19.61	83.7	0	0	6.618	-4.233	-5.041	-6.161	0.127	0.306	517.7	280
363	12/29/2010 14:00	1400	-18.11	84.8	0	0	4.966	-4.088	-5.043	-6.165	0.127	0.306	517.1	279.4
363	12/29/2010 15:00	1500	-16.65	85.4	0	0	-5.511	-4.244	-5.046	-6.173	0.127	0.303	516.6	278.9
363	12/29/2010 16:00	1600	-18.38	83.2	0	0	10.31	-4.351	-5.053	-6.188	0.127	0.306	517.1	279.4
363	12/29/2010 17:00	1700	-20.56	81.4	0	0	20.6	-4.516	-5.056	-6.206	0.127	0.305	518	280.3
363	12/29/2010 18:00	1800	-22.17	81.4	0	0	11.85	-4.517	-5.059	-6.222	0.127	0.304	518.7	281
363	12/29/2010 19:00	1900	-21.83	81.9	0	0	2.771	-4.517	-5.062	-6.235	0.127	0.301	518.6	280.9
363	12/29/2010 20:00	2000	-20.32	82.5	0	0	8.28	-4.517	-5.065	-6.244	0.127	0.31	518.3	280.6
363	12/29/2010 21:00	2100	-19.59	83.4	0	0	2.171	-4.536	-5.068	-6.255	0.127	0.307	518.2	280.5
363	12/29/2010 22:00	2200	-18.94	84	0	0	-0.123	-4.725	-5.07	-6.267	0.127	0.308	517.8	280.1
363	12/29/2010 23:00	2300	-18.22	84.5	0	0	-0.313	-4.739	-5.073	-6.283	0.127	0.309	517.6	279.9
363	12/30/2010 0:00	2400	-17.94	84.9	0	0	-1.849	-4.922	-5.076	-6.298	0.127	0.308	517	279.3
364	12/30/2010 1:00	100	-17.6	85.1	0	0	-0.308	-4.945	-5.079	-6.314	0.127	0.308	516.6	278.9
364	12/30/2010 2:00	200	-17.4	85.3	0	0	-2.134	-4.789	-5.081	-6.324	0.127	0.307	516.3	278.6
364	12/30/2010 3:00	300	-17.01	85.6	0	0	-0.924	-4.708	-5.084	-6.327	0.127	0.307	516	278.3
364	12/30/2010 4:00	400	-16.87	85.7	0	0	-0.2	-4.516	-5.085	-6.325	0.127	0.306	515.7	278
364	12/30/2010 5:00	500	-16.84	85.7	0	0	1.049	-4.371	-5.086	-6.32	0.127	0.306	515.5	277.8
364	12/30/2010 6:00	600	-16.91	85.6	0	0	0.661	-4.25	-5.084	-6.31	0.127	0.303	515.4	277.7
364	12/30/2010 7:00	700	-16.75	85.8	0	0	0.187	-4.085	-5.084	-6.3	0.127	0.303	515.2	277.5
364	12/30/2010 8:00	800	-16.54	86	0	0	-0.041	-3.892	-5.082	-6.287	0.127	0.303	515	277.3
364	12/30/2010 9:00	900	-16.45	86	0	0	1.384	-3.87	-5.078	-6.275	0.127	0.302	514.9	277.2
364	12/30/2010 10:00	1000	-16.32	86.1	0	0	1.418	-3.87	-5.074	-6.266	0.127	0.301	514.7	277
364	12/30/2010 11:00	1100	-16.19	86.2	0	0	0.933	-3.863	-5.068	-6.259	0.127	0.3	514.7	277
364	12/30/2010 12:00	1200	-16.16	86.3	0	0	-0.987	-3.75	-5.061	-6.251	0.127	0.297	514.5	276.8
364	12/30/2010 13:00	1300	-16.18	86.3	0	0	-4.805	-3.695	-5.055	-6.246	0.127	0.296	514.4	276.7
364	12/30/2010 14:00	1400	-15.82	86.5	0	0	-7.9	-3.695	-5.046	-6.242	0.127	0.292	514.3	276.6
364	12/30/2010 15:00	1500	-15.42	86.8	0	0	-6.632	-3.8	-5.038	-6.238	0.127	0.298	514.2	276.5
364	12/30/2010 16:00	1600	-15.31	87	0	0	-4.253	-3.868	-5.027	-6.236	0.127	0.297	514.2	276.5
364	12/30/2010 17:00	1700	-15.25	87.1	0	0	-1.844	-3.866	-5.018	-6.234	0.127	0.298	514.1	276.4
364	12/30/2010 18:00	1800	-15.09	87.2	0	0	-0.294	-3.738	-5.01	-6.23	0.127	0.301	514.1	276.4
364	12/30/2010 19:00	1900	-15.17	87.2	0	0	-1.148	-3.655	-5.002	-6.225	0.127	0.299	514.1	276.4
364	12/30/2010 20:00	2000	-14.69	87.6	0	0	-1.592	-3.655	-4.995	-6.216	0.127	0.307	514	276.3
364	12/30/2010 21:00	2100	-14.59	87.6	0	0	-0.377	-3.525	-4.988	-6.205	0.127	0.304	514	276.3
364	12/30/2010 22:00	2200	-14.57	87.7	0	0	-1.77	-3.44	-4.982	-6.195	0.127	0.303	514	276.3
364	12/30/2010 23:00	2300	-13.89	88.3	0	0	-2.735	-3.44	-4.975	-6.185	0.127	0.301	513.9	276.2
364	12/31/2010 0:00	2400	-13.49	88.5	0	0	-1.202	-3.44	-4.967	-6.176	0.127	0.298	513.8	276.1
365	12/31/2010 1:00	100	-13.33	88.7	0	0	-1.295	-3.44	-4.961	-6.167	0.127	0.298	513.9	276.2
365	12/31/2010 2:00	200	-12.94	89	0	0	-1.583	-3.421	-4.955	-6.158	0.127	0.297	513.8	276.1
365	12/31/2010 3:00	300	-12.73	89.1	0	0	-1.463	-3.261	-4.949	-6.148	0.127	0.296	513.9	276.2
365	12/31/2010 4:00	400	-12.62	89.1	0	0	0.182	-3.224	-4.941	-6.139	0.127	0.293	514	276.3
365	12/31/2010 5:00	500	-13.08	88.9	0	0	-1.091	-3.224	-4.934	-6.128	0.127	0.293	514.1	276.4
365	12/31/2010 6:00	600	-12.79	89.2	0	0	-1.766	-3.224	-4.927	-6.116	0.127	0.293	514	276.3
365	12/31/2010 7:00	700	-12.86	89	0	0	-0.827	-3.046	-4.919	-6.103	0.127	0.293	514	276.3
365	12/31/2010 8:00	800	-12.66	89.3	0	0	-2.167	-3.01	-4.911	-6.088	0.127	0.291	514	276.3
365	12/31/2010 9:00	900	-12.68	89.2	0	0	0.064	-3.008	-4.903	-6.073	0.127	0.291	514	276.3
365	12/31/2010 10:00	1000	-12.7	89.3	0	0	-2.202	-2.821	-4.895	-6.057	0.127	0.29	514	276.3
365	12/31/2010 11:00	1100	-12.68	89.1	0	0	0.965	-2.795	-4.886	-6.039	0.127	0.29	514	276.3
365	12/31/2010 12:00	1200	-12.75	89.1	0	0	-0.349	-2.683	-4.878	-6.021	0.127	0.29	514	276.3
365	12/31/2010 13:00	1300	-11.97	90	0	0	-8.39	-2.58	-4.868	-6.002	0.127	0.287	513.8	276.1

Faro Meteorological Data
January 01 - December 31, 2010

Faro Climate Station - 2010 data

Note: Cumulative precipitation is calculated in column 'V', while raw instrument numbers are seen in column 'U'. -0.1

Julian Day	Date	Hr	Tair	RH %	WindV	WindD	NetRad	SoilHF	SoilT2	SoilT3	Soil W	SnoD	Precip	Precip (rev)
365	12/31/2010 14:00	1400	-10.75	90.7	0	0	-8.7	-2.579	-4.858	-5.984	0.128	0.286	513.6	275.9
365	12/31/2010 15:00	1500	-10.17	90.8	0	0	-5.778	-2.469	-4.849	-5.966	0.128	0.284	513.4	275.7
365	12/31/2010 15:00	1600	-9.95	91.2	0	0	-3.743	-2.367	-4.84	-5.95	0.128	0.284	513.3	275.6
365	12/31/2010 17:00	1700	-9.23	91.7	0	0	-0.754	-2.364	-4.832	-5.935	0.128	0.285	513.2	275.5
365	12/31/2010 18:00	1800	-8.4	92.4	0	0	0.993	-2.364	-4.824	-5.922	0.127	0.288	513.3	275.6
365	12/31/2010 19:00	1900	-8.06	92.6	0	0	-1.18	-2.364	-4.816	-5.905	0.127	0.291	513.4	275.7
365	12/31/2010 20:00	2000	-7.16	93.4	0	0	-3.066	-2.235	-4.807	-5.886	0.127	0.291	513.7	276
365	12/31/2010 21:00	2100	-5.793	94.3	0	0	-4.767	-2.149	-4.797	-5.867	0.128	0.29	514.3	276.6
365	12/31/2010 22:00	2200	-5.181	94.2	0	0	1.686	-2.149	-4.788	-5.847	0.128	0.289	516.1	278.4
365	12/31/2010 23:00	2300	-4.632	94.7	0	0	-2.725	-1.998	-4.779	-5.827	0.128	0.291	517	279.3
365	12/31/2010 0:00	2400	-4.066	95.2	0	0	-1.755	-1.934	-4.77	-5.806	0.128	0.292	517.9	280.2

Denison Environmental Services

Table G-1: Faro Climate Station - Daily and Monthly Average Temperature

Month	Day	Monthly	Faro Daily Air Temperature 2010 (°C)																														
			1	2	3	4	5	6	7	8	9	10	11	12	13	14	15	16	17	18	19	20	21	22	23	24	25	26	27	28	29	30	31
January	Average	-12.41	-24.95	-26.84	-24.89	-18.20	-16.54	-12.68	-8.50	-6.21	-9.68	-17.88	-23.06	-22.95	-20.65	-9.51	-9.60	-5.44	-3.82	-6.81	-7.36	-6.12	-4.55	-6.55	-7.93	-9.38	-10.52	-13.12	-13.28	-8.84	-11.02	-8.29	-9.55
	Max	-2.617	-22.92	-24.1	-21.9	-15.66	-14.83	-9.95	-7.09	-3.7	-4.652	-14.01	-21.66	-20.71	-14.91	-7.53	-6.866	-2.617	-2.675	-4.91	-3.505	-2.915	-3.535	-6.207	-7.33	-8.09	-8.72	-9.36	-9.47	-6.338	-5.698	-6.432	-7.83
	Min	-28.35	-26.74	-28.35	-27.06	-21.91	-18.86	-14.63	-9.91	-8.18	-13.31	-21.5	-24.07	-23.76	-24.18	-15.29	-12.75	-7.71	-5.209	-9.12	-9.64	-9.12	-6.267	-6.946	-8.8	-10.84	-12.44	-15.8	-15.5	-10.84	-14.59	-10.2	-10.78
February	Average	-7.28	-11.38	-14.65	-21.18	-20.43	-11.48	-3.29	-1.99	-4.13	-8.55	-11.32	-12.02	-8.99	-8.18	-3.64	-3.55	-5.48	-2.88	-4.32	-1.72	1.49	-3.32	-5.14	-6.40	-8.85	-9.08	-3.92	-5.26	-4.30	n/a	n/a	n/a
	Max	8.76	-10.38	-11.23	-13.76	-15.58	-5.505	0.23	-0.401	-2.326	-5.35	-7.08	-6.407	-2.851	-2.391	-1.473	-0.887	-3.007	-1.716	1.082	7.18	8.76	4.095	3.792	-2.161	-5.568	-5.705	-2.002	-2.273	-1.685	n/a	n/a	n/a
	Min	-25	-12.77	-21.41	-25	-24.57	-15.07	-4.948	-3.284	-7.94	-12.23	-14.58	-14.96	-12.52	-11.86	-5.912	-7.91	-7.78	-4.936	-7.51	-5.387	-3.706	-6.852	-9.28	-10.69	-11.04	-11.48	-5.626	-8.84	-8.33	n/a	n/a	n/a
March	Average	-6.64	-0.98	-0.71	-4.38	-5.34	-7.89	-3.29	-9.18	-10.91	-4.80	-9.72	-6.54	-7.42	-7.60	-3.18	-1.69	-4.50	-6.55	-8.09	-9.19	-9.92	-16.12	-15.39	-14.44	-10.50	-8.87	-8.10	-2.85	-0.35	-2.69	-1.98	-2.60
	Max	4.43	1.099	1.512	-2.966	-2.119	-5.754	-1.077	-5.811	-6.928	-2.044	-6.98	-3.446	-5.795	-4.092	-0.394	1.285	1.519	-0.982	-4.499	-3.586	-7.42	-6.54	-6.535	-9.34	-7.74	-2.127	-2.462	0.643	2.847	4.43	4.428	2.142
	Min	-23.81	-2.656	-2.585	-7.02	-7.61	-10.09	-5.288	-13.84	-15.33	-6.511	-11.95	-9.07	-11.56	-13.55	-5.977	-4.477	-8.95	-9.36	-12.06	-13.12	-16.86	-23.81	-21.34	-19.15	-12.37	-12.4	-13.83	-7.01	-3.255	-9.53	-6.895	-7.34
April	Average	0.27	-4.77	-3.79	-2.44	-2.86	-4.06	-1.92	-5.82	-7.81	-5.63	-4.01	-4.47	-0.86	-1.83	2.05	3.57	1.33	2.22	4.54	5.93	7.81	0.93	-0.03	-0.10	0.75	3.67	4.92	4.99	5.68	6.46	3.65	n/a
	Max	11.76	-1.138	0.911	1.37	1.427	0.909	1.369	-0.86	-4.056	-0.634	2.793	1.463	3.238	0.934	6.592	6.556	5.88	4.87	6.73	10.35	11.76	3.043	2.373	3.641	5.409	7.62	8.08	9.28	10.19	10.99	6.562	n/a
	Min	-12.71	-8.98	-8.56	-6.984	-8.2	-8.05	-5.717	-10.78	-12.71	-9.45	-9.59	-11.82	-6.188	-5.544	-1.851	0.321	-4.333	-1.102	2.842	2.077	2.806	-0.861	-3.168	-4.938	-4.481	-0.368	2.564	1.065	1.347	1.094	0.908	n/a
May	Average	6.76	3.48	1.35	1.20	1.38	2.48	3.00	3.07	2.49	1.57	2.59	4.29	3.94	2.08	4.49	5.85	3.08	7.07	9.94	7.79	5.49	7.33	8.83	9.20	10.60	11.55	12.46	13.50	14.05	15.23	15.89	14.19
	Max	20.27	7.3	3.404	3.915	6.243	6.63	6.838	6.862	5.668	4.203	6.522	7.35	6.946	4.439	9.67	9	7.24	12.89	14.74	9.91	10.82	10.77	14.15	13.6	14.5	16.08	17.41	18.36	18.36	19.95	20.27	18.42
	Min	-4.56	-0.074	-0.392	0.124	-4.56	-2.042	-1.602	-1.995	-0.781	-0.901	-1.49	0.837	1.86	-1.066	-2.105	3.413	-0.181	-0.115	4.027	3.349	1.24	4.356	3.039	5.107	5.319	5.08	6.261	6.511	7.67	8.85	10.24	7.81
June	Average	9.68	14.05	13.38	10.40	5.96	7.23	8.18	9.08	8.58	8.81	9.62	9.70	6.28	4.73	6.30	10.31	8.89	9.41	9.10	9.67	12.65	13.10	11.94	9.26	10.29	11.67	11.76	10.92	9.25	10.07	9.69	n/a
	Max	18.1	17.74	18.1	16.04	7.86	8.93	10.45	12.32	12.04	13.75	12.75	13.02	8.23	7.22	11	15.98	11.89	13.96	11.64	14.26	16.32	16.65	15.57	11.28	14.28	15.12	15.87	13.89	13.57	13.76	13.19	n/a
	Min	1.93	9.52	8.24	5.296	3.743	4.32	4.716	6.119	4.857	4.149	6.347	7.37	4.134	2.747	1.93	3.549	6.824	4.966	7.02	4.163	6.957	10.32	8.7	7.47	7.93	6.668	7.39	8.62	6.753	6.267	7.14	n/a
July	Average	12.32	10.16	11.20	10.50	8.82	10.59	11.98	12.75	14.76	16.63	14.51	9.08	10.34	13.87	10.62	10.16	9.75	10.13	13.17	15.07	14.17	10.95	10.94	9.05	8.99	12.03	14.32	16.53	13.66	14.69	16.62	15.76
	Max	21.77	13.82	14.75	12.24	11.32	12.71	16.82	16.97	19.9	21.77	16.28	13.17	17.02	19.37	13.04	14.7	12.08	13.67	17.25	19.7	18.38	13.56	13.74	10.25	12.53	15.79	19.96	21.72	17.29	20.46	21.46	19.61
	Min	4.378	7.26	8.25	8.81	6.372	7.99	8.22	9.7	9.43	9.35	12.76	6.302	4.378	8.4	7.71	5.975	7.13	5.901	8.75	8.36	10.63	9.01	9.07	7.39	6.238	7.32	7.72	9.74	8.6	7.65	10.44	12.41
August	Average	11.41	16.57	17.02	17.97	19.62	17.62	13.67	11.09	9.79	11.81	12.22	10.54	12.24	14.55	15.36	17.07	18.52	15.31	9.77	6.69	6.22	5.44	6.70	7.76	6.26	6.72	6.09	6.92	8.12	8.93	9.37	7.77
	Max	25.34	21.52	20.47	23.17	25.34	20.73	16.02	15.57	12.5	16.11	17.22	14.17	17.08	19.18	18.98	23.88	24.04	18.02	13.69	7.78	9.27	7.35	10.95	11	9.95	10.03	10.4	11.23	12.55	12.96	13.03	12.26
	Min	2.386	10.99	13.4	11.49	12.84	13.3	11.25	7.49	8.06	6.802	7.71	8.04	7.25	8.95	11.75	9.81	12.58	11.93	8.22	5.476	4.511	3.55	4.839	5.26	4.233	3.981	2.553	2.386	3.357	3.288	6.858	4.214
September	Average	4.51	6.42	4.57	4.99	7.23	5.95	6.10	8.83	10.02	8.19	6.65	6.76	7.42	7.63	6.96	7.75	7.35	7.01	5.42	3.23	3.82	3.41	-0.21	-3.09	-3.80	-0.53	2.91	0.45	-3.33	2.88	4.36	n/a
	Max	13.86	9.21	5.895	6.427	11.78	8.57	10.34	13.86	13.56	10.3	10.03	9.79	11.95	11.62	10.62	13.17	12.03	12.1	7.87	8.25	9.22	8.28	1.862	-1.169	-2.451	4.657	4.233	2.195	-0.138	5.647	6.585	n/a
	Min	-6.234	3.47	2.689	3.857	3.291	2.695	3.416	3.467	6.777	5.886	4.345	4.083	4.522	4.243	3.176	1.694	2.102	1.943	2.405	-1.661	-1.074	-1.601	-2.13	-5.214	-5.217	-4.68	1.179	-3.836	-6.234	-0.182	2.203	n/a
October	Average	-1.73	7.24	4.34	2.11	2.06	0.20	2.45	0.11	-1.24	-0.17	0.52	-0.69	-2.89	-1.09	-2.25	-4.25	-4.53	-1.87	0.88	-0.38	-2.56	-4.87	-6.43	-5.99	-5.35	-5.22	-3.70	-2.72	-4.70	-1.91	-4.90	-5.80
	Max	9.38	9.38	7.34	5.168	4.462	2.211	3.439	2.688	2.143	2.412	2.495	1.702	0.398	1.949	-0.565	-1.004	-1.884	0.067	2.426	0.63	2.497	3.096	-1.87	-3.747	-1.939	-4.455	-1.642	-1.778	-3.546	-0.101	-0.205	-2.643
	Min	-9.78	5.259	1.852	-1.776	0.159	-2.021	1.156	-3.567	-4.596	-1.954	-0.863	-4.668	-5.703	-2.512	-4.677	-5.895	-6.573	-3.853	0.064	-1.667	-5.723	-7.72	-9.78	-8.43	-8.77	-6.434	-5.063	-3.817	-6.321	-3.252	-8.3	-8.75
November	Average	-9.13	-3.40	0.99	-1.66	1.19	-3.33	-4.80	-5.21	-6.60	-9.56	-8.46	-7.16	-2.74	-0.28	-6.98	-11.78	-16.42	-18.90	-15.97	-13.35	-12.19	-15.08	-20.00	-12.01	-5.43	-3.84	-9.92	-14.00	-19.05	-11.51	-16.41	n/a
	Max	2.558	-1.595	2.397	0.673	2.558	-0.778	-2.058	-4.135	-0.156	-1.49	-2.823	-5.239	-0.467	1.344	-2.087	-6.378	-14.55	-15.66	-13.2	-11.41	-10.42	-12.09	-15.11	-5.75	-1.562	-2.048	-6.599	-11.22	-13.4	-9.16	-10.88	n/a
	Min	-24.13	-5.368	-1.244	-4.055	-0.617	-6.709	-6.725	-6.421	-9.51	-12.91	-11.06	-9.54	-5.445	-2.194	-9.21	-16.17	-17.53	-22.77	-21.45	-14.9	-13.93	-19.24	-24.13	-17.97	-9.6	-6.286	-13.75	-17	-21.52	-17.32	-19.35	n/a
December	Average	-18.52	-23.19	-25.98	-22.18	-11.17	-3.51	-6.89	-12.48	-14.07	-16.72	-21.35	-22.70	-19.66	-21.27	-22.80	-21.08	-21.88	-20.36	-21.54	-21.78	-19.95	-21.93	-23.14	-21.23	-18.69	-18.29	-15.85	-19.22	-18.16	-20.24	-16.04	-10.78
	Max	-1.823	-19.54	-21.28	-18.34	-4.489	-1.823	-2.916	-9.47	-13.13	-14.12	-19.08	-20.67	-19.04	-19.21	-21.01	-20.57	-18.64	-16.35	-18.33	-17.36	-16.45	-20.1	-19.84	-20.25	-15.07	-16.06	-13.34	-16.39	-16.14	-16.65	-13.89	-4.632
	Min	-28.49	-27.95	-28.49	-26.33	-21.75	-5.002	-10.08	-14.72	-15.08	-19.14	-24.71	-24.76	-20.43	-23.02	-24.14	-22.9	-22.95	-22.45	-25.37	-25.19	-22.46	-25.09	-25.47	-22.58	-20.64	-20.54	-19.09	-23.4	-21.99	-22.54	-17.94	-13.49

Month	Monthly Avg. Precip. (mm)	Monthly Cumluative Precip. (mm)	Faro Daily Precip. (mm)																														
			1	2	3	4	5	6	7	8	9	10	11	12	13	14	15	16	17	18	19	20	21	22	23	24	25	26	27	28	29	30	31
January	0.65	20.00	0.1	0.1	0	0.2	0	0.1	2	2.8	2.2	0.1	2.9	0.3	1.1	4.3	0.1	0.8	-0.3	0.1	0.5	0.1	1.2	0.1	0.4	-0.2	-0.3	-0.2	0	0.3	0	1.1	0.1
February	0.15	4.10	0.3	0	-0.1	1.4	-0.1	0.1	-0.3	-0.3	-0.1	-0.1	0	0	0	1	-0.2	-0.1	0	-0.1	-0.1	-0.2	-0.1	-0.1	0	2.6	0.8	0.2	-0.3	-0.1	n/a	n/a	n/a
March	0.29	8.90	-0.1	0.7	-0.2	0	0.2	0.5	0.1	0.4	0.4	0.1	-0.3	0.2	0	0	0.1	0	-0.1	0	2.5	1.4	-0.2	-0.3	-0.1	2.6	1.3	-0.1	-0.5	0.4	-0.1	-0.1	0.1
April	0.85	25.60	0.9	0.3	0.1	0.1	0.2	1.4	0.2	0.8	0.4	0.2	0.2	0.3	1.3	0.3	0.4	2.4	0.6	1.4	0.9	1.6	0.8	1	0.6	0.6	1.6	1.8	1.8	1.2	0.9	1.3	n/a
May	1.33	41.30	1.2	3.8	2.3	0.8	0.8	0.5	0.5	1.4	2	3.4	3	1.3	1.4	0.8	0.6	2.4	0.1	1	4.3	2	0.8	0.3	0.5	1.3	0.6	1	1.3	0.9	0	0.3	0.7
June	1.22	36.70	-0.5	0.7	6.8	0.3	0.1	0	1.3	10	0.2	1.6	-0.2	0	0.8	0	-0.1	-0.1	-0.2	3.2	0.8	0	-0.2	0.1	2.9	0.4	0	-0.2	3.5	1.4	2.6	1.5	n/a
July	0.68	21.20	0.1	11.9	1.6	-0.3	-0.2	0	0.4	0	0.2	1.7	-0.2	0	-0.6	0.1	0	1.6	-0.3	-0.3	-0.1	3.4	1.8	0	0.3	0.1	-0.2	0.1	0	-0.1	-0.1	-0.1	0.4
August	0.97	30.20	-0.2	-0.1	0.1	0	-0.4	1.6	6.9	1.6	-0.1	1.2	0.9	0	0	0.6	0.6	0	-1	2.3	12.6	0.3	0	0.8	0.2	0.8	0.3	1.1	0.4	-0.1	-0.2	-0.1	0.1
September	1.29	38.80	3.4	5.1	8.4	0	0.1	1.7	0	0	-0.2	4.2	0.6	-0.1	0	-0.3	-0.7	0	-0.2	0.2	0	0.1	-0.1	0.4	1.9	4	1.1	1.1	3.7	2.4	1.1	0.9	n/a
October	0.57	17.70	0.6	-2.2	0.8	-0.3	2.7	-0.2	0.5	0.1	0.7	4.2	0.5	1.5	2.9	2	1.1	0.2	0.4	0.7	-0.2	0.1	0.1	0	0	0	0	0.5	0	0.3	0.5	0.2	0
November	0.74	22.10	0.2	-0.5	1.1	-0.2	-0.1	0.2	1.2	1.5	-0.2	0.1	0.1	0.7	0.1	-0.2	-0.1	-0.1	-0.1	2.1	-0.5	4.5	0.1	1.1	4	2.8	1.5	-0.7	0.4	0	2	1.1	n/a
December	n/a	n/a	n/a	n/a	n/a	n/a	n/a	n/a	n/a	n/a	n/a	n/a	n/a	n/a	n/a	n/a	n/a	n/a	n/a	n/a	n/a	n/a	n/a	n/a	n/a	n/a	n/a	n/a	n/a	n/a	n/a	n/a	n/a

Figure G-1: Faro Air Temperature (Hourly) - 2010

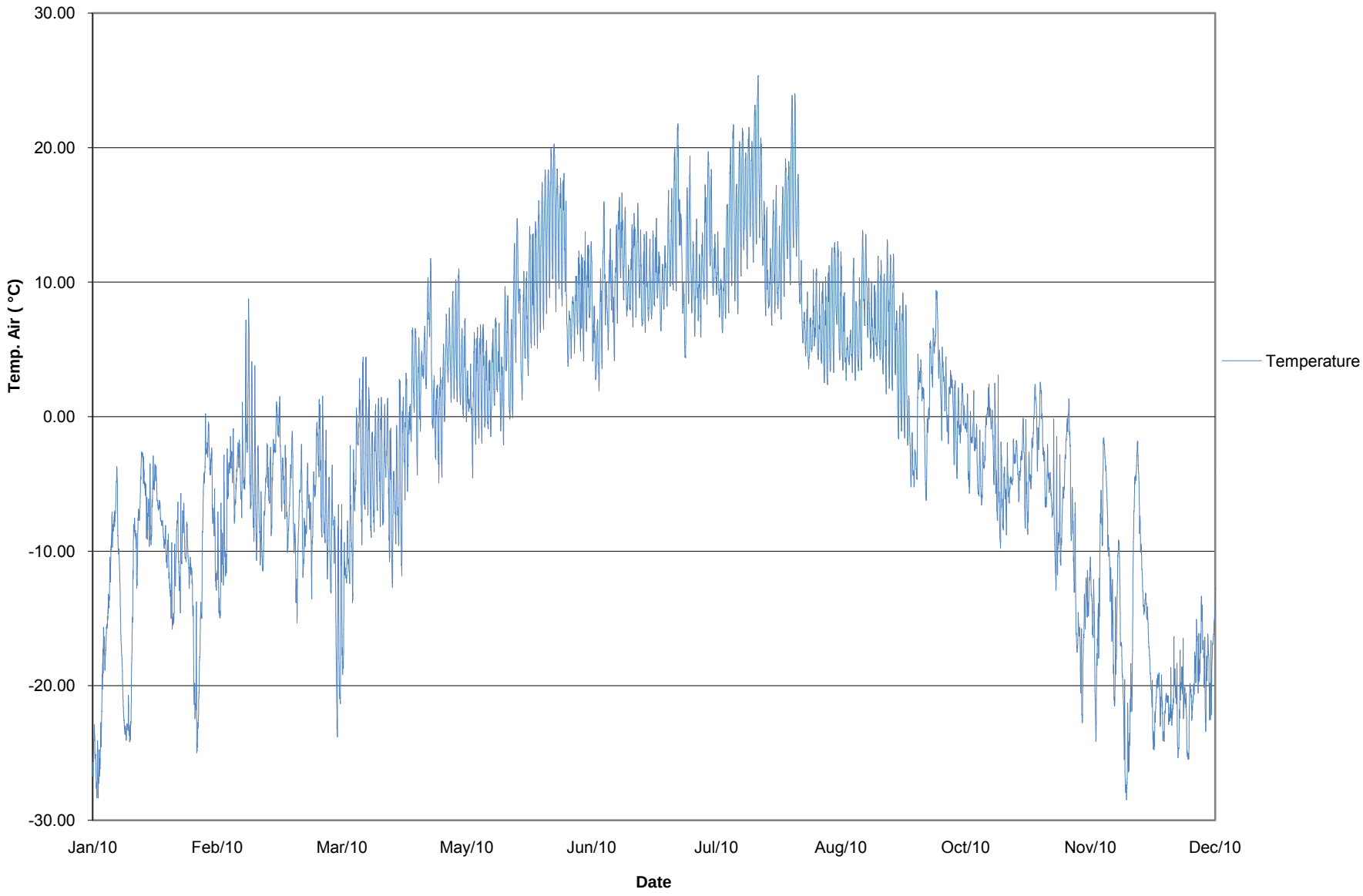

Figure G-2: Faro Cumulative Precipitation (Hourly) - 2010

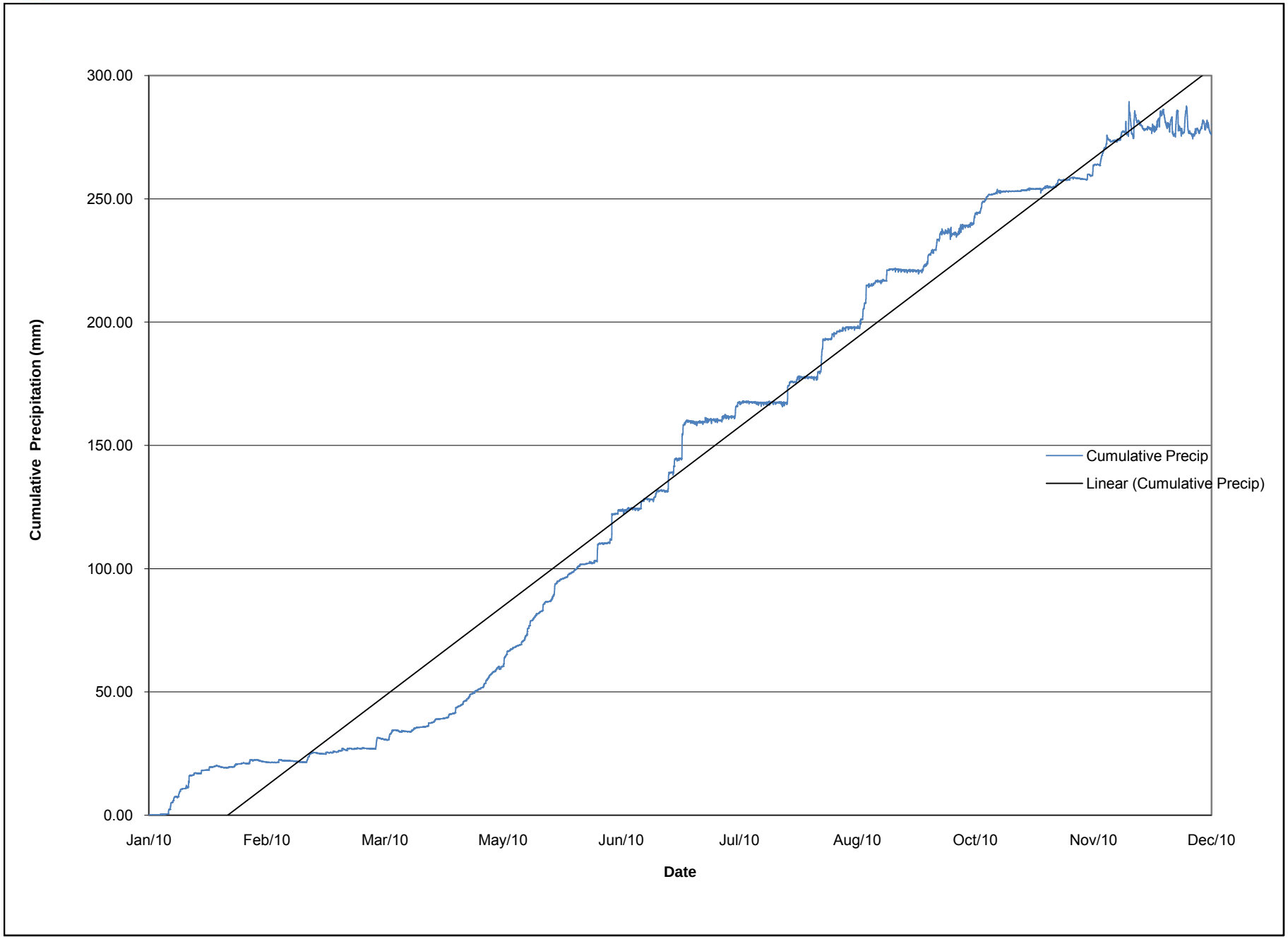

Figure G-3: Faro Relative Humidity (Hourly) - 2010

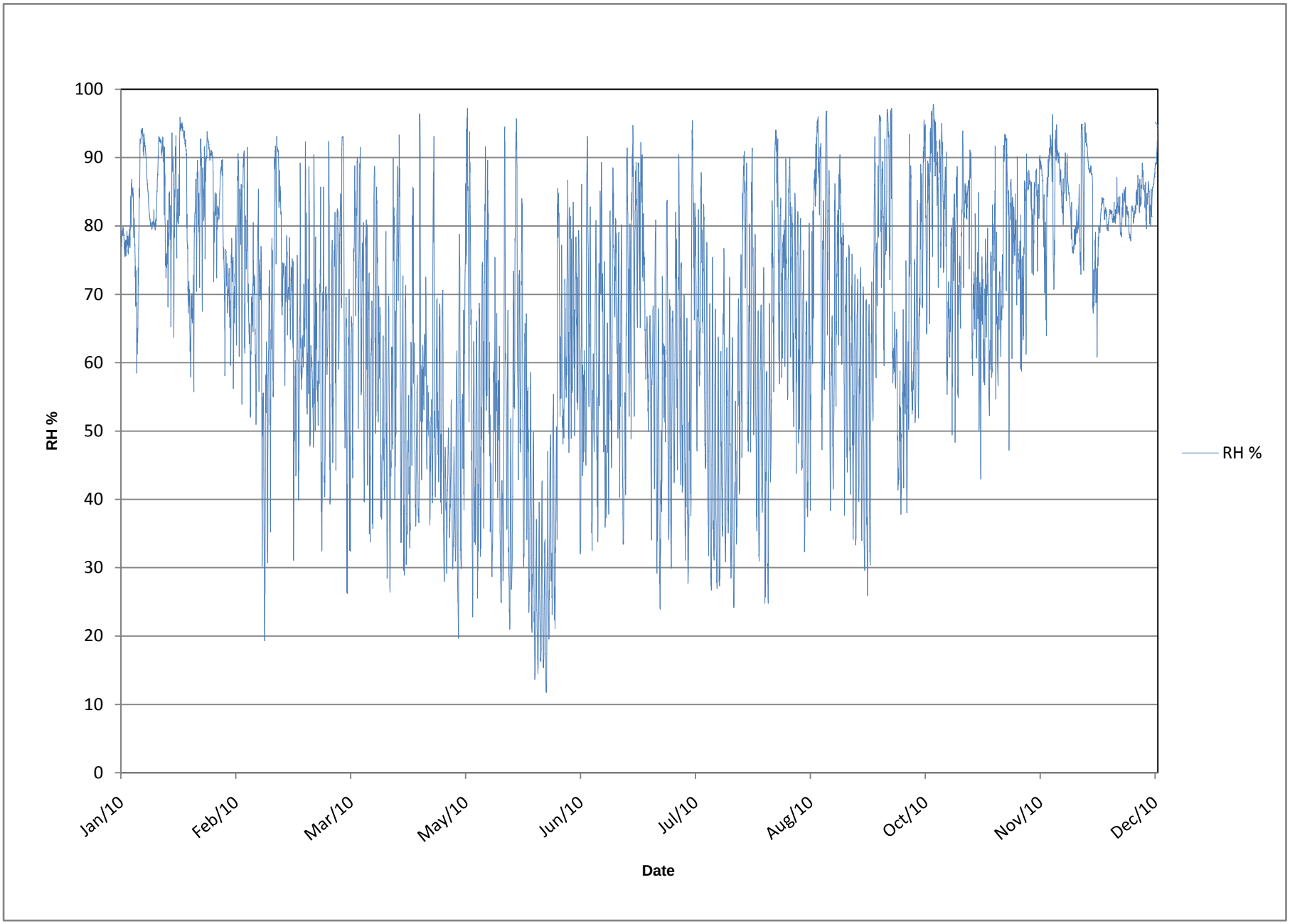

Figure G-4: Faro Net Radiation (Hourly) - 2010

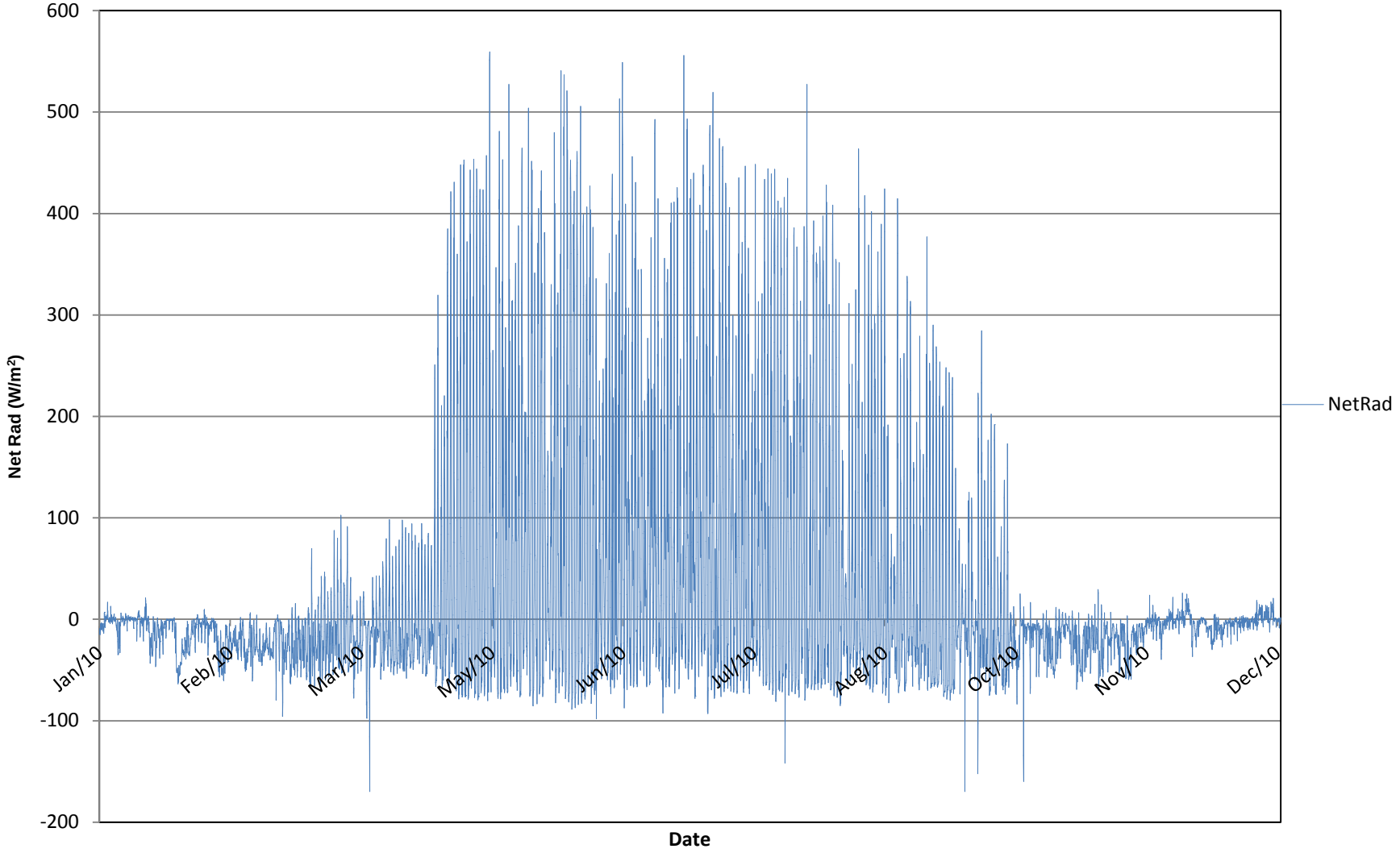

Figure G-5: Faro Soil Heat Flux (Hourly) - 2010

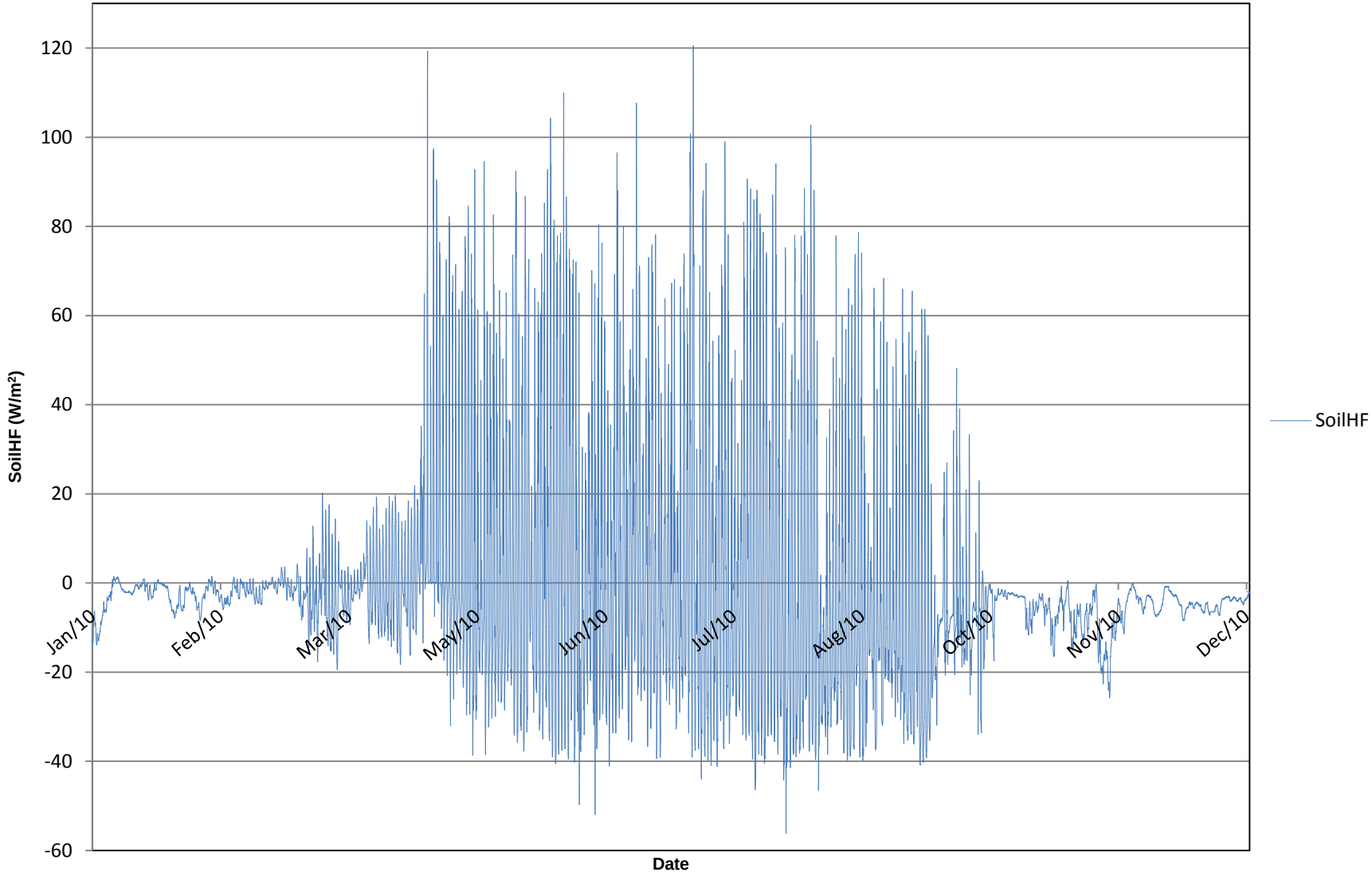

Figure G-6: Faro Soil Temperature: 10cm Below Ground (Hourly) - 2010

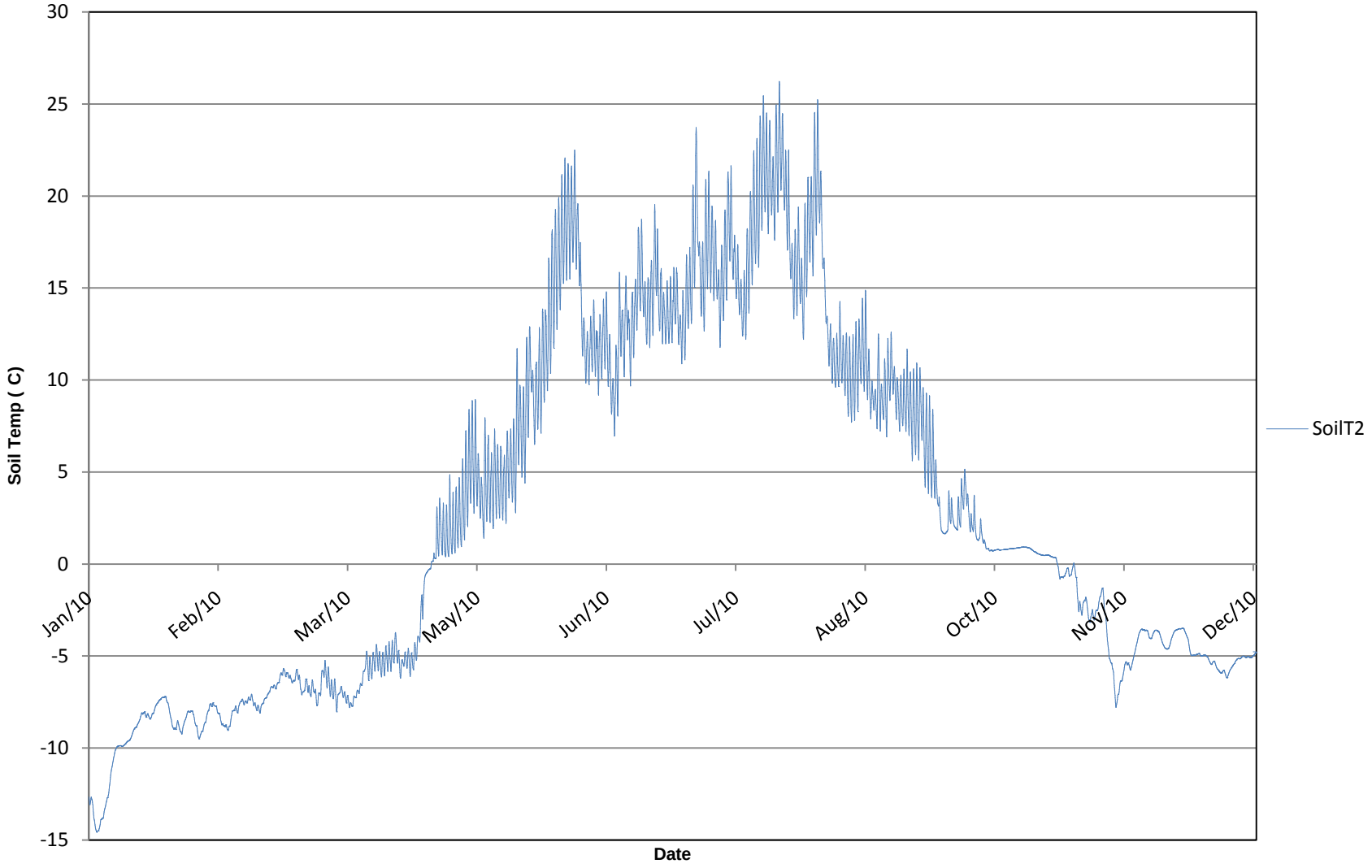

Figure G-7: Faro Soil Temperature: 30cm Below Ground (Hourly) - 2010

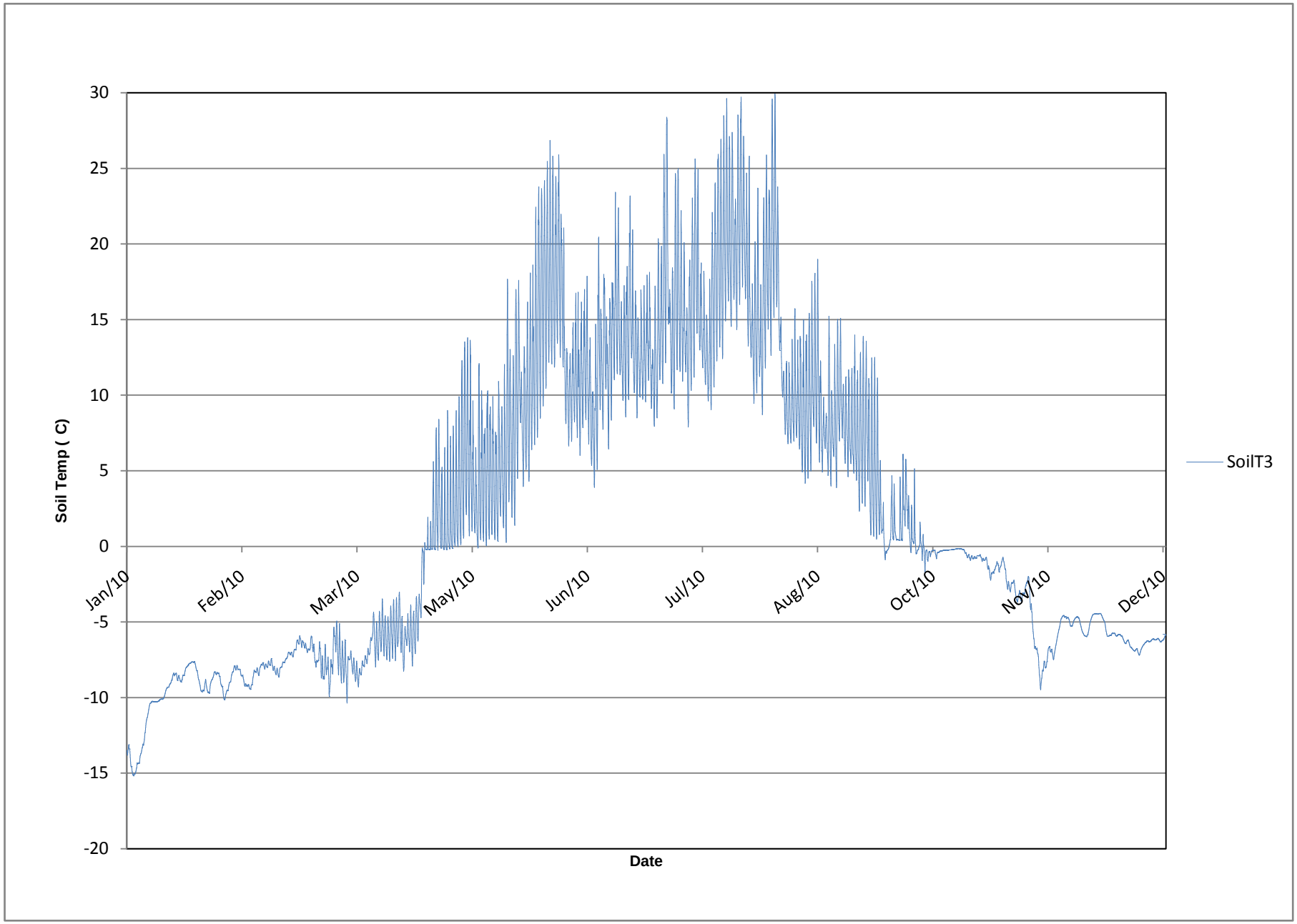

Figure G-8: Faro Soil Water Content (Hourly) - 2010

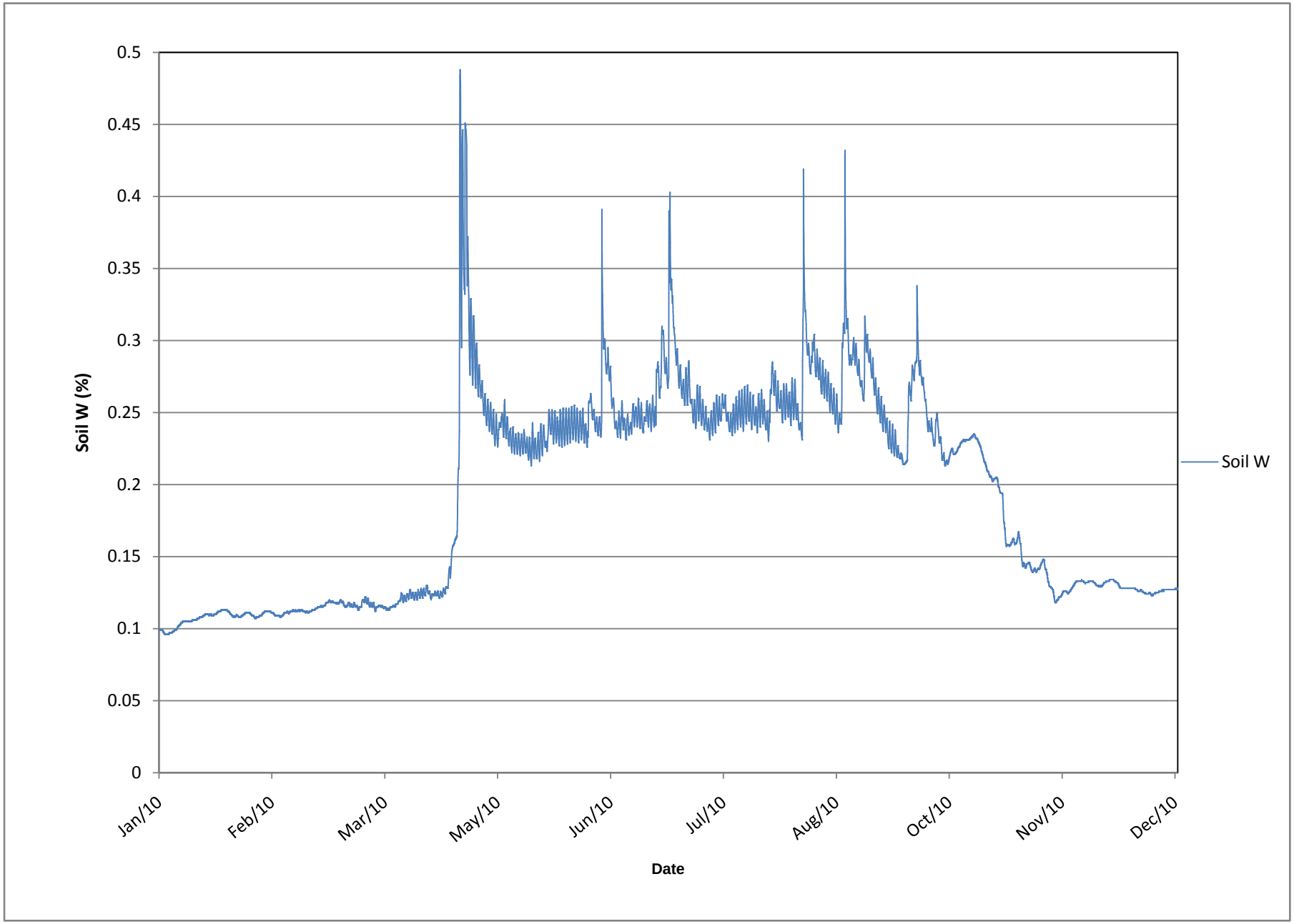
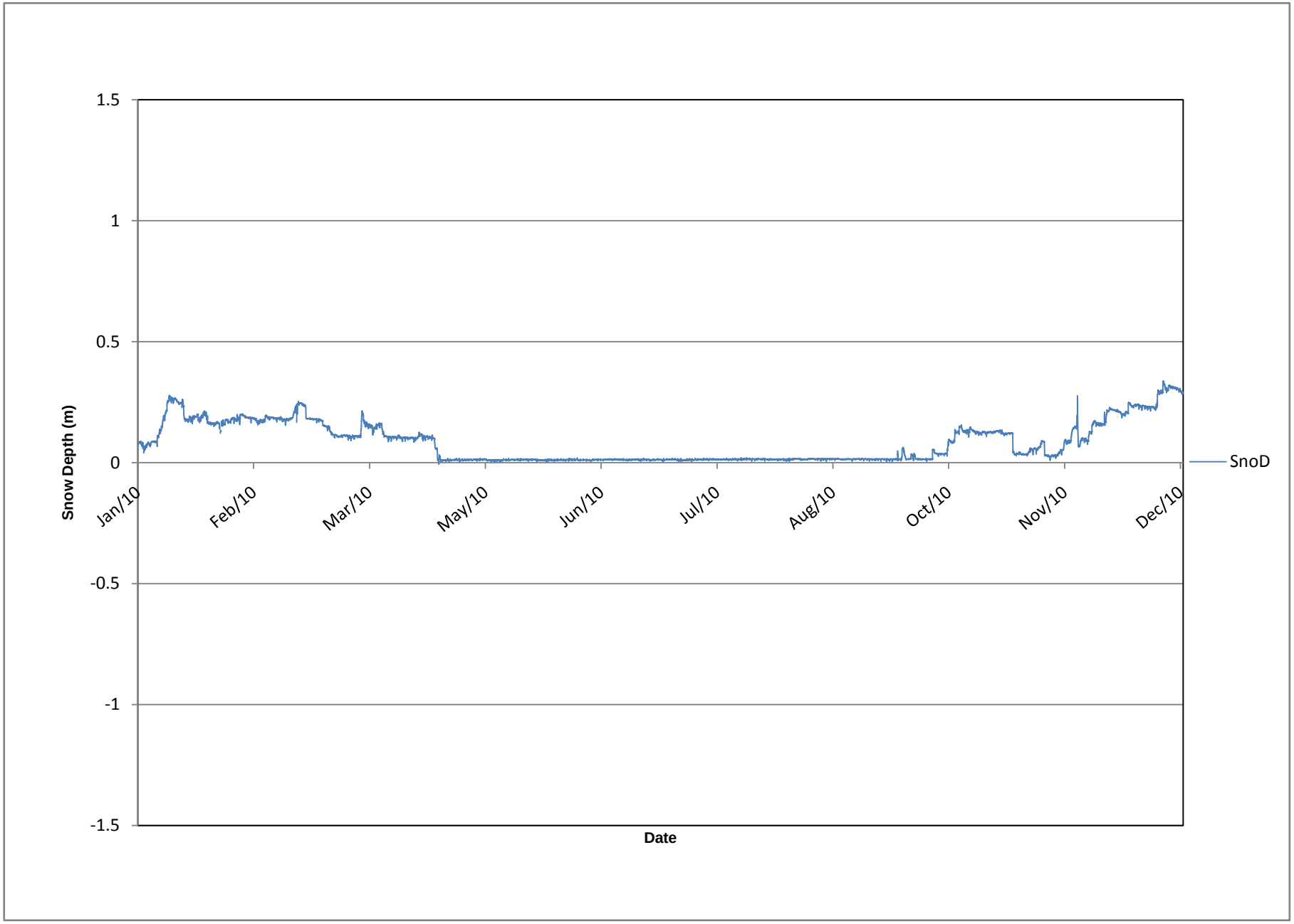
Figure G-9: Faro Snow Depth (Hourly) - 2010