EIP 87-018

1987

GEOLOGICAL, GEOCHEMICAL & GEOPHYSICAL REPORT

On the RAM #1-758 & MAT #1-12 MINERAL CLAIMS

Watson Lake Mining District, Y.T.

NTS: 105/F-9,10; Lat 61 35'N; Long 132 35'W

VOLUME I TEXT

JANUARY, 1988. (YT'87 ASSESSMENT REP.)

NOTE: THIS REPORTS CONSISTS OF 2 VOLUMES

Volume I: Text, Plates
Volume II: Appendices

1987 GEOLOGICAL, GEOCHEMICAL AND GEOPHYSICAL REPORT

O N T H E R A M P R O P E R T Y

(RAM #1-758 & MAT #1-12 MINERAL Claims)

Watson Lake Mining District, Y.T.
Latitude 61 degrees 35'N; Longitude 132 degrees 35'W.
NTS: 105/F-9, 10

For

FAIRFIELD MINERALS LTD.
Vancouver, British Columbia

By

J. J. Hylands, P.Eng.
Consulting Geologist

CORDILLERAN ENGINEERING LTD.
1980-1055 W. Hastings St.
Vancouver, B.C. V6E 2E9

Date Submitted: January, 1988
Work Period: July 1 to September 26, 1987

TABLE OF CONTENTS

V O L U M E I

Tab		Page
1.0	**SUMMARY AND CONCLUSIONS**	1
2.0	**RECOMMENDATIONS**	3
3.0	**INTRODUCTION**	4
	3.1 Location and Access	4
	3.2 Physiography and Climate	4
	3.3 Exploration History	6
	3.4 1987 Exploration Program	9
	3.5 Claim Data	11
4.0	**GEOLOGY**	16
	4.1 Regional Geology	16
	4.2 Property Geology	18
5.0	**MINERALIZATION**	23
	5.1 Introduction	23
	5.2 Eastern Mineral Belt	23
	5.2.1 Fox/Falcon Grid	23
	- Fox/Falcon Showing	23
	5.2.2 Ram/Fox Grid	24
	- Bnob Showing	24
	5.3 Central Mineral Belt	25
	5.3.1 South Grid	25
	- Goat Mineral Zone	25
	- Skarn Showings	25
	5.3.2 Mat Grid	29
	- Mat Showing	29
	5.3.3 Grayling Grid	29
	- Loon Showing	29
	- Grayling Showing	29
	- Pika, Nimbus, Nimbus II, Porcupine Showings	32
	5.3.4 Bear Grid	32
	- Leaper Showing	32
	- Bid Mineral Zone	33
	- Bear Showing	33
	- Coxall Showing	34
	5.4 Western Mineral Belt	34
	5.4.1 Seagull Grid	34
	5.4.2 Vole Grid	35
	- Mouse Showing	35
	- Trout Showing	37

TABLE OF CONTENTS

Tab			Page
6.0	**SOIL GEOCHEMISTRY**	.....	**39**
	6.1 Introduction	.....	39
	6.2 Sample Statistics	.....	39
	6.3 Eastern Mineral Belt	.....	41
	6.3.1 Fox/Falcon Grid	.....	41
	6.3.2 Ram/Fox Grid	.....	42
	6.4 Central Mineral Belt	.....	44
	6.4.1 South Grid	.....	44
	6.4.2 P/GWN Grid	.....	45
	6.4.3 Grayling Grid	.....	46
	6.4.4 Mat Grid	.....	46
	6.4.5 Bear Grid	.....	47
	6.5 Western Mineral Belt	.....	48
	6.5.1 Vole Grid	.....	48
	6.5.2 Trout Grid	.....	49
	6.5.3 Mouse Showing	.....	49
7.0	**GEOPHYSICS**	.....	**74**
	7.1 Grayling Grid	.....	74
	7.2 Vole Grid	.....	75
8.0	**STATEMENT OF EXPENDITURES**	.....	**76**
9.0	**ALLOCATION OF EXPENDITURES BY GROUP**	.....	**85**
10.0	**BIBLIOGRAPHY**	.....	**86**
11.0	**STATEMENT OF QUALIFICATIONS**	.....	**87**

TABLE OF CONTENTS

Page

FIGURES

Figure 1	Ram Property Location Map	5
Figure 2	Location Map of Previous Work	8
Figure 3	Ram Property - 1987 Grid	10
Figure 4	Claim Map, Ram Property	15
Figure 5	Regional Geology, Ram Property Area	17
Figure 6	Ram Property Geology	19
Figure 7	Grayling Showing Compilation Map	22
Figure 8	Skarn Showings Compilation Map	28
Figure 9	Mouse Showing	36
Figure 10	Trout Showing	38
Figure 11	South Grid: 2200S 2050E Soil Geochemistry	50
Figure 12	" " 2400S 2100E-2150E Soil Geochemistry	51
Figure 13	" " 2600S 1950E-2050E Soil Geochemistry	52
Figure 14	" " 3800S 600E Soil Geochemistry	53
Figure 15	" " 2800S 3100E Soil Geochemistry	54
Figure 16	" " 1800S 2250E Soil Geochemistry	55
Figure 17	" " 400S 2400E Soil Geochemistry	56
Figure 18	Grayling Grid 1000N 3550E Soil Geochemistry	57
Figure 19	" " 1400N 4200E Soil Geochemistry	58
Figure 20	" " 1800N 1500E-1700E Soil Geochemistry	59
Figure 21	Vole Grid, Soil Sample Geochemical Results	60
Figure 22	Lower Vole, Locations of Detailed Grids	61
Figure 23	Lower Vole Grid 4800N 2450W Soil Geochemistry	62
Figure 24	" " " 5000N 2600W Soil Geochemistry	63
Figure 25	" " " 5200N 2400W-2500W Soil Geochemistry	64
Figure 26	" " " 5000N 2600W Soil Geochemistry (cut line)	65
Figure 27	Upper Vole, Locations of Detailed Grids	66
Figure 28	" " " 5200N 2500W Soil Geochemistry (cut line)	67
Figure 29	Upper Vole Grid 5000N 2950W Soil Geochemistry	68
Figure 30	" " " 5200N 2850W Soil Geochemistry	69
Figure 31	" " " 5400N 2850W Soil Geochemistry	70
Figure 32	" " " 5000N 2950W-3050W Soil Geochemistry (cut line)	71
Figure 33	" " " 5200N 2850W Soil Geochemistry (cut line)	72
Figure 34	Trout Grid Soil Sample Geochemical Results	73

TABLE OF CONTENTS

Page

TABLES

Table 1	History of Exploration in Ram Property Area	6
Table 2	Summary of 1987 Exploration Program, Ram Property	9
Table 3	Claim Data	11
Table 4	Ram Property Stratigraphy	21
	ANALYTICAL RESULTS:	
Table 5	Fox/Falcon Showing Samples	23
Table 6	Bnob Samples	24
Table 7	Goat Mineral Zone Samples	25
Table 8	(Grab Samples) Skarn Showings	26
Table 9	(Chip Samples) GWN Zone	27
Table 10	Mat Showing Samples	29
Table 11	Loon Showing Samples	29
Table 12	Grayling Core	30
Table 13	Pika, Nimbus, Nimbus II and Porcupine Showings	32
Table 14	Leaper Showing Vein Samples	32
Table 15	Mineralized Float	33
Table 16	Bear Showing Samples	33
Table 17	Seagull Creek Samples	34
Table 18	Mouse Showing Samples	35
Table 19	Trout Showing Samples	37
Table 20	Geochemical Analytical Techniques	39
Table 21	Statistical Parameters for Pb, Zn, Ag, Au, Cu and As	40
	ANALYTICAL RESULTS:	
Table 22	Fox/Falcon Grid Anomaly B Samples	41
Table 23	Fox/Falcon Grid Anomaly C Samples	42
Table 24	Ram/Fox Grid Bnob Anomaly Samples	43
Table 25	South Grid Anomaly D Samples	44
Table 26	Ankerite-Quartz-Sulphide Veins, Grayling Vein Zone	46

PLATES

(in pockets Volume I)

		Scale
Plate 1	Preliminary Geology, Northwest Area	1:10,000
Plate 2	Preliminary Geology, Northeast Area	1:10,000
Plate 3	Preliminary Geology, Southern Area	1:10,000
Plate 4	Fox/Falcon Grid, Soil Sample Geochemical Results	1: 5,000
Plate 5	Ram/Fox Grid, Soil Sample Geochemical Results	1: 5,000
Plate 6	Bnob Anomaly, Soil Sample Geochemical Results	1: 2,000
Plate 7	South Grid, Soil Sample Geochemical Results	1:10,000
Plate 8	P/GWN Grid, Soil Sample Geochemical Results	1: 1,000
Plate 9	Grayling Grid, Soil Sample Geochemical Results	1: 5,000
Plate 10	Mat Grid, Soil Sample Geochemical Results	1:10,000
Plate 11	Bear Grid, Soil Sample Geochemical Results	1:10,000

TABLE OF CONTENTS

V O L U M E I I

APPENDICIES:

APPENDIX "A" **DIAMOND DRILL HOLE LOGS** ..... i-ix

- 1969 Drill holes by Canol Mines Ltd.

APPENDIX "B" **ANALYTICAL RESULTS - Soil Samples** ..... i-CXLix

APPENDIX "C" **ANALYTICAL RESULTS - Rock Samples** ..... i-xxiv

APPENDIX "D" **GEOPHYSICAL REPORTS By: Pacific Geophysical Ltd.**

- Grayling Grid
- Vole Grid

1.0 SUMMARY AND CONCLUSIONS

The Ram silver-gold-lead-zinc property consists of 796 contiguous Ram claims and 12 Mat claims. The property is in the Watson Lake Mining District (105/F-9,10), 45 kilometres south of Ross River, Yukon Territory near the headwaters of Seagull Creek and McConnell River in the Pelly Mountains The first 758 Ram claims were staked between September, 1984 and July, 1985, the Mat claims acquired in April 1987, and the Ram 759-796 claims staked in September, 1987 Property acquisition and subsequent exploration were conducted by Cordilleran Engineering on behalf of Regional Resources Ltd. (1984-85) and Fairfield Minerals Ltd. (1987).

Vegetation on the claims varies from alpine through forested slopes to broad brushy valleys in an area of gentle to very steep topography. Access to the west-central claim area is via a 30 km four-wheel drive road which starts at the Groundhog Creek crossing on the South Canol Highway.

Previous work by others included geological, geochemical and geophysical surveys, trenching and diamond drilling of various mineral showings. During 1985 grids were prepared and soil samples collected over five areas of interest, and the northern and eastern areas mapped. The 1987 program included additional grid preparation and soil sampling, geophysical surveys and geological mapping.

Grids were cut and 7000 soil samples collected in areas not previously tested Eight first order anomalies were defined - one on the Fox/Falcon grid (Pb-Ag), one on the Ram/Fox grid (Pb-Ag-Au), two on the South grid (Au), three on the Bear grid (Au-Ag) and one on the Vole grid (Au-Ag-As). A number of lower order Au, Ag or Pb-Zn anomalies were also defined.

Five geophysical techniques were tested over the previously trenched and diamond drilled Grayling showing - I P , magnetometer, VLF EM, Horizontal loop EM and Mise-a-la-masse Results of the I P survey indicated there are sulphides at depth south of this showing I P, magnetometer and VLF EM were selected as the most useful methods, these were used over other anomalous areas on the Grayling and Vole grids

Known sulphide occurrences were re-examined, and a number of new ones found and sampled while mapping New showings include the Nimbus and Porcupine massive sulphide veins and numerous iron carbonate-quartz-sulphide veins containing anomalous Au values in the Grayling grid area, a skarn deposit up to 30 m thick containing massive and disseminated pyrrhotite-pyrite exposed over a 3 km by 1 km area on the South grid, a disseminated pyrite-galena horizon on the Fox/Falcon grid, and massive sulphide boulders in the vicinity of showings on the Bear and Seagull grids The most encouraging analytical results were obtained from outcrop and boulder samples of the Trout showing - 0 002 to 0 362 oz/ton Au, 1 31 to 12 65 oz/ton Ag

INTRODUCTION Continued

It is concluded from the results of the 1985 and 1987 exploration programs that there are significant sulphide deposits in at least three locations on the Ram property, and the results from the geological and geochemical surveys indicate a strong possibility of more. Further work is recommended

***

2.0 RECOMMENDATIONS

The following program is recommended as the next phase of exploration on the Ram property

1 Produce a pencil manuscript and orthophoto of the South Seagull grid

2. Conduct a reconnaissance soil geochemical survey over the Ram 759-796 claims using existing control, and map and sample in detail the soil anomalies defined during the 1987 program

3. Cut 32 km of line to control geophysical surveys.

4. Using I.P. and magnetic geophysical techniques extend the Vole grid north and south over the Mouse and Trout showings, and survey the Wolf soil anomaly with Horizontal Loop EM (HLEM) and magnetometer.

5. Extend the close-spaced Grayling showing grid to the south and survey with I P.

6. Test I.P , magnetometer and HLEM over the Skarn showings

7. Obtain NQ core samples from the Trout, Lower Vole and Mouse showings on the South Seagull grid - approximately 2000 m of diamond drilling required.

Respectfully submitted

CORDILLERAN ENGINEERING LTD.

PROFESSIONAL ENGINEER PROVINCE OF BRITISH COLUMBIA

J J Hylands, P.Eng
Consulting Geologist

JJH/z

January, 1988

3.0 INTRODUCTION

This report describes a program of geological, geochemical and geophysical exploration conducted on various claims of the Ram property between July 1 and September 26, 1987

Excellent potential exists on the Ram claims to host vein and replacement-type Ag-Au-Pb mineral deposits

3.1 LOCATION AND ACCESS

The Ram property is located 260 kilometres northeast of Whitehorse, Yukon and 40 kilometres south of Ross River, Yukon at latitude 61 degrees 35' N and longitude 132 degrees 35'W (Figure 1). The claims straddle the headwaters of Seagull Creek and McConnell River and are situated 25 kilometres east of the South Canol Road (Highway 8).

A 20 kilometre, four-wheel drive road originating from the South Canol Road provides access to south Seagull Lake in the northwest claims area. The Grayling showing located in the north-central claims area is connected to the access road by a 10 km four-wheel drive road.

Access during the 1985 exploration season was by helicopter initially, and then by road, to the Grayling camp. Access on the property was by helicopter.

3.2 PHYSIOGRAPHY AND CLIMATE

The Ram property is located within the St Cyr Range of the Pelly Mountains Moderate to steep mountainous terrain is cut by broad, brush-filled valleys Elevations on the property range from 1060 metres to 2050 metres above sea level. Vegetation consists of spruce and dwarf balsam fir, juniper, alder and willow Wildlife seen on the property includes grizzly bear, wolf, moose, woodland caribou, sheep, porcupine and marmot

Climate in the Ram property area is characterized by short, warm summers and long, cold winters Precipitation year-round is moderate The best months for exploration work are mid-June through September inclusive

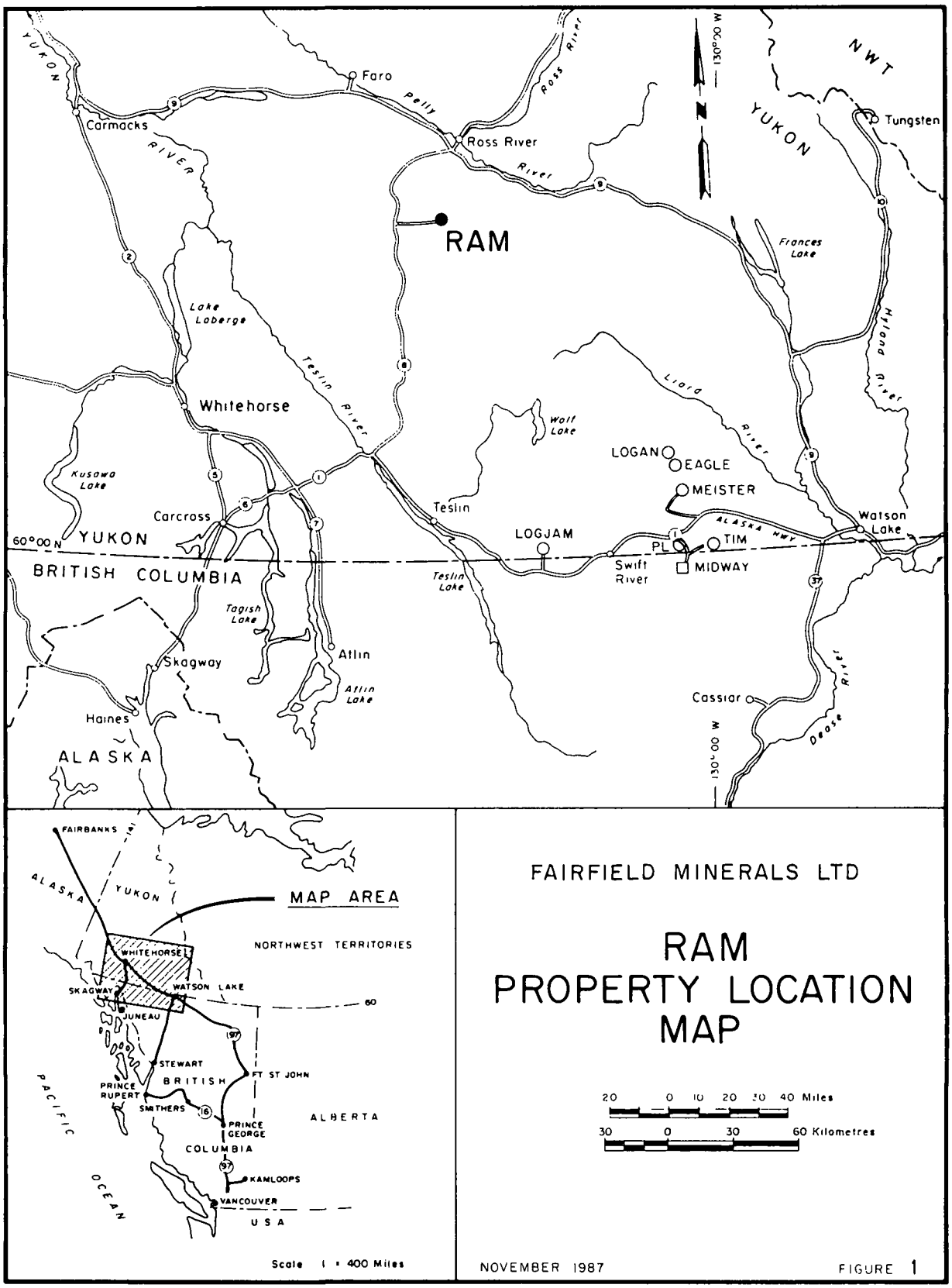
YUKON
Faro
Pelly
Ross River
River
Carmacks
RIVER
Ross River
RAM
NWT
YUKON
Tungsten
130°00 W
Frances Lake
Hyland River
Lake Laberge
Teslin River
Whitehorse
Wolf Lake
Liard River
LOGAN
EAGLE
MEISTER
Kusawa Lake
Carcross
Teslin
LOGJAM
ALASKA HWY
Watson Lake
60°00 N
YUKON
BRITISH COLUMBIA
PL
TIM
MIDWAY
Swift River
Teslin Lake
Tagish Lake
Atlin
Atlin Lake
Skagway
Haines
ALASKA
Cassiar
Dease River
130° 00 W
FAIRBANKS
ALASKA
YUKON
MAP AREA
NORTHWEST TERRITORIES
WHITEHORSE
SKAGWAY
WATSON LAKE
60
JUNEAU
97
STEWART
BRITISH
FT ST JOHN
PRINCE RUPERT
SMITHERS
16
PRINCE GEORGE
ALBERTA
COLUMBIA
97
KAMLOOPS
VANCOUVER
PACIFIC
OCEAN
U S A
Scale 1 = 400 Miles
FAIRFIELD MINERALS LTD
RAM
PROPERTY LOCATION
MAP
20 0 10 20 30 40 Miles
30 0 30 60 Kilometres
NOVEMBER 1987
FIGURE 1

INTRODUCTION Continued

3.3 EXPLORATION HISTORY

Previous exploration on and around the Ram claims area has been conducted intermittently by various mining companies since 1955 This work was concentrated in sixteen areas (Figure 2) which is summarized in Table 1. The only production history was from the Groundhog showing - 1090 tons of hand-sorted galena Nine of the showings on Figure 2 have been tested by at least one diamond drill hole and many have been trenched The exploration targets in this area were Cu-Pb-Zn deposits in Mississippian volcanic rocks or Ag-Pb deposits in carbonates The style of mineralization found was predominantly vein-type with occasional local massive bodies The analyses requested seldom included gold.

Present exploration activity in the area includes extensive prospecting and bulldozer trenching for Ag-Pb veins by Yukon Minerals on their ground west of the Groundhog and Peak showings, diamond drilling by Cominco for sulphide-hosted Au on the Tay claims south of the Coxall showing, preproduction development for Au by Canamax on the Ketza property 15 km east of the Ram property, and the work by Fairfield Minerals which is the subject of this report.

Table 1: HISTORY OF MINERAL EXPLORATION IN RAM CLAIM AREA
(Refer to Figure 2 for locations)

Name	Company	Year	Work
Grayling	Pelly Minerals Synd.	1963	Geology, trenching, magnetic survey
	Canol Mines	1969	Geology, trenching, diamond drilling - 7 holes, 442.7 metres.
Bid	Cyprus Anvil	1977	Geology, geochemistry, magnetic & EM surveys.
Coxall	Canol Mines	1969	Prospecting, trenching
	Welcome North	1976	Geology, geochemistry
	Seagull Creek	1977	Geology, geochemistry, EM, diamond drilling - 2 holes, 124 metres
JD	United Keno Hill	1977	Geology, geochemistry
Mat-	Conwest	1964	Hand trenching
Sun-	Tay River Mines	1966	Geology, trenching
DM	Nithex Exploration	1974	Geology, hand trenching
	Royal Agassiz	1975	Geology, hand trenching, diamond drilling - 3 holes
	Welcome North	1976	Geology, prospecting
	Seagull Creek JV	1977	Geology, geochemistry, EM, diamond drilling - 4 holes, 385 9 metres
	Nithex Exploration	1979	Trenching (bulldozer)
	Northern Horizon	1980	Geology, trenching
		1981	Trenching

INTRODUCTION
3.3 EXPLORATION HISTORY Continued:

Table 1 continued

HISTORY OF MINERAL EXPLORATION IN RAM CLAIM AREA
(Refer to Figure 2 for locations)

Name	Company	Year	Work
Bnob	Cyprus Anvil	1976	Geology, geochemistry
		1977	Geology, geochemistry, EM
		1980	Diamond Drilling - 1 hole, 258 5 metres.
Anise	Cyprus Anvil	1976	Geochemistry
		1977	Geology, geochemistry, magnetics, EM, bulldozer trenching, diamond drilling - 3 holes, 515.1 metres.
H	Noranda	1978-'80	Geology, geochemistry, geophysics, trenching, diamond drilling - 12 holes, 839.7 metres.
Peak	Noranda	1976-'80	Geology, geochemistry, EM, prospecting, hand trenching, diamond drilling - 3 holes, 88.4 metres.
Groundhog	British Yukon	1957	Geology, hand trenching, diamond drilling 3 holes - 36.0 metres.
	Canol Mines	1967-'69	Bulldozer trenching, diamond drilling - 30 holes, 1757.8 metres
		1974	Bulldozer trenching
		1978	Bulldozer trenching, road construction
	Silver Arrow Synd	1979-'80	Bulldozer trenching, shipped 1090 tons hand-sorted galena
Fox	Cyprus Anvil	1977	Geology, geochemistry
JDX	Northern Horizon	1980	Geology, prospecting
Tay	Cominco	1985, 1987	Geology, geophysics, diamond drilling
Nex	Seagull JV	1981	Geology, geochemistry
Ram	Regional Resources	1985	Geology, geochemistry, prospecting

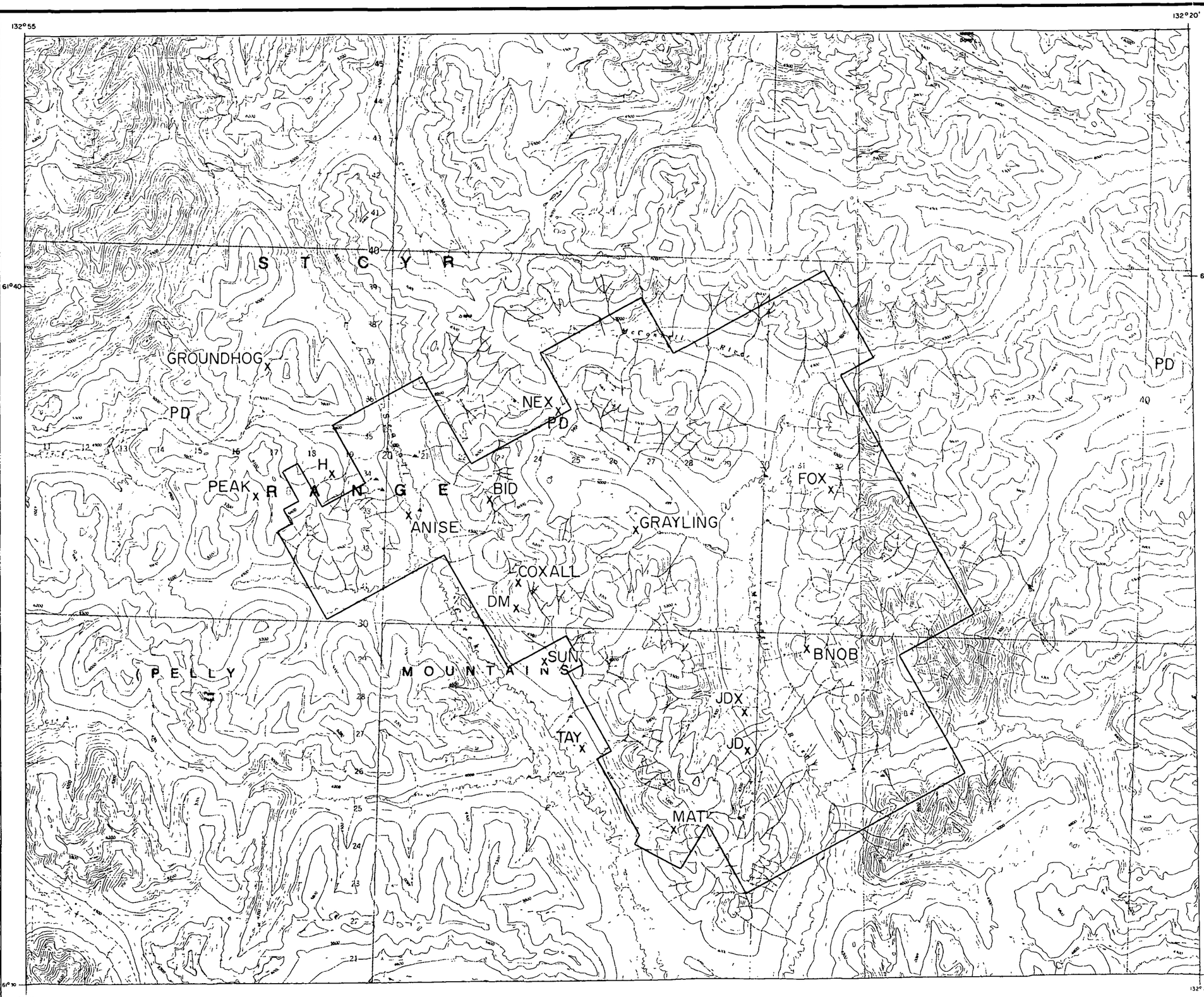

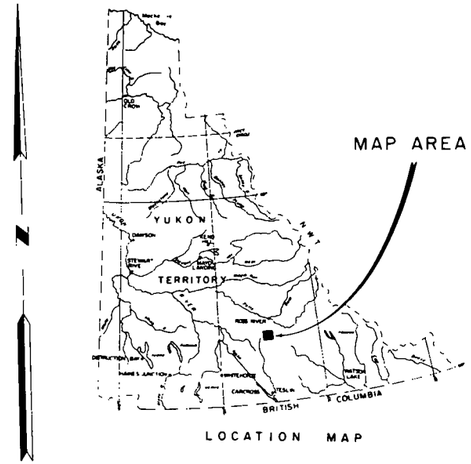

FAIRFIELD MINERALS LTD

LOCATION MAP OF PREVIOUS WORK

RAM PROPERTY AREA

WATSON LAKE MINING DISTRICT YUKON TERRITORY
NTS 105F-9 10

1 100,000

1000 500 0 1000 2000 3000 4000
SCALE IN METRES

BY
CORDILLERAN ENGINEERING LTD
1980-1055 W HASTINGS STREET
VANCOUVER BC V6E 2E9

NOVEMBER 1987

FIGURE 2

INTRODUCTION Continued

3.4 1987 EXPLORATION PROGRAM

Between July 1 and September 26, 1987, Fairfield Minerals Ltd., through Cordilleran Engineering Ltd , employed up to 17 people to conduct linecutting, soil sampling, geological mapping and geophysical surveys on areas of the Ram property not previously tested, or selected for more detailed work These grid areas are shown on Figure 3, and the extent of the work indicated in Table 2 In addition, 236 rock samples were collected and analyzed for a variety of elements.

Table 2: SUMMARY OF 1987 EXPLORATION PROGRAM, RAM PROPERTY
(Refer to Figure 3 for Grid Areas)

Grid Name	Line Cut km	Soil Samples No	Claims Sampled	Claims Mapped	Line km of Geophysics I.P.	Mag	VLF	HLEM
Ram/Fox	5.0	809	44	19				
Fox/Falcon	3.0	471	27	13				
Grayling	26.45	265	13	33	4.9	16.4	15.0	3.6
South	12.6	3063	150	82				
Mat	1.4	290	12	12				
Bear	11.25	1528	74	47	0.3	0.6	0.6	
Vole	11.1	356	11	11	9.2	11.0	11.0	
P/GWN		321	4	4				
Seagull		17	1	5				
Trout		63	2	2				
	70.8	7183	338	228	14.4	28 0	26.6	3 6

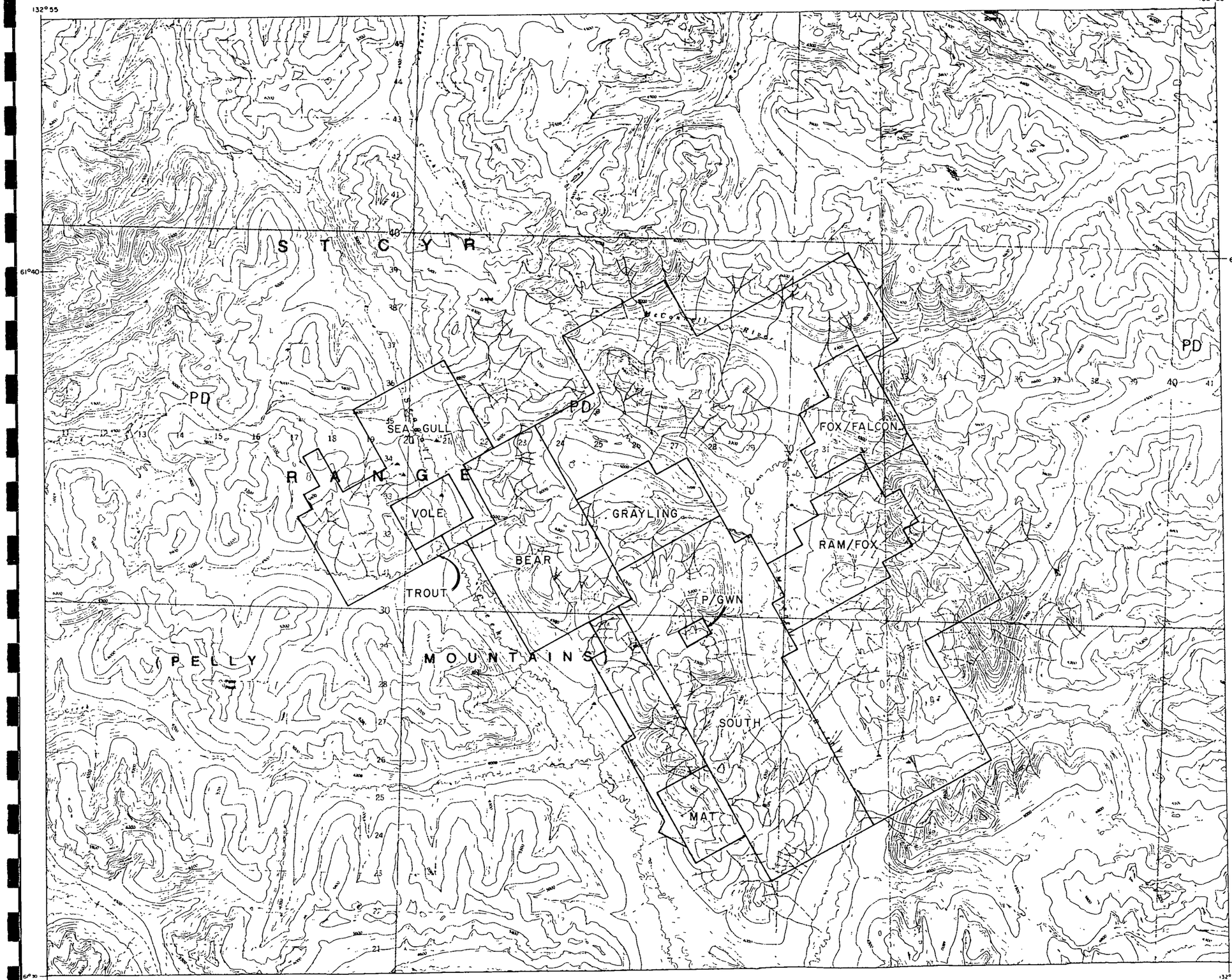

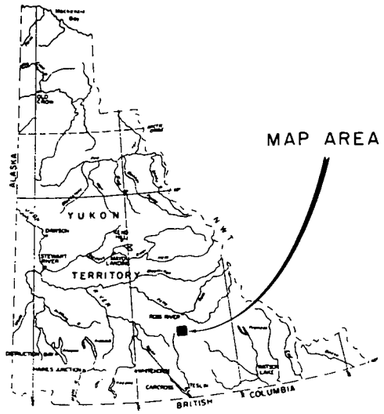

LOCATION MAP

FAIRFIELD MINERALS LTD

GRID MAP

RAM PROPERTY AREA

WATSON LAKE MINING DISTRICT YUKON TERRITORY
NTS 105F -9 10

1 100,000

1000 500 0 1000 2000 3000 4000
SCALE IN METRES

BY
CORDILLERAN ENGINEERING LTD
1980 - 1055 ✱ HASTINGS STREET
VANCOUVER B.C. V6E 2E9

NOVEMBER 1987

FIGURE 3

INTRODUCTION Continued

3.5 CLAIM DATA

The Ram property presently consists of 794 full sized and 2 fractional Ram claims and 12 Mat claims, located south of Ross River (105/F-9, -10) in the Watson Lake Mining District, Yukon Territory (Figure 4). Claim locations have not been surveyed. The claims are owned 100% by Fairfield Minerals Ltd Table 3 summarizes the claim data after application of work detailed in this report

Table 3 CLAIM STATUS
(Refer to Figure 4 for Claim Map)

CLAIM	GRANT No's	EXPIRY DATE
RAM 1-4	YA 71576 - 71579	31 DEC. 1989
RAM 5-22	YA 71580 - 71597	31 DEC. 1988
RAM 23	YA 71598	31 DEC. 1988
RAM 24	YA 71599	31 DEC. 1988
RAM 25	YA 71600	31 DEC. 1989
RAM 26	YA 71601	31 DEC. 1988
RAM 27	YA 71602	31 DEC. 1989
RAM 28	YA 71603	31 DEC. 1988
RAM 29-30	YA 71604 - 71605	31 DEC. 1989
RAM 31	YA 71606	31 DEC. 1988
RAM 32	YA 71607	31 DEC. 1989
RAM 33-52	YA 71608 - 71627	31 DEC. 1988
RAM 53-60	YA 71628 - 71635	31 DEC. 1989
RAM 61-84	YA 71636 - 71659	31 DEC 1988
RAM 85-90	YA 71660 - 71665	31 DEC. 1989
RAM 91-110	YA 71666 - 71685	31 DEC. 1988
RAM 111-120	YA 71686 - 71695	31 DEC 1989
RAM 121-140	YA 71696 - 71715	31 DEC 1988
RAM 141-143	YA 71716 - 71718	31 DEC. 1989
RAM 144	YA 71719	31 DEC. 1988
RAM 145	YA 71720	31 DEC. 1989
RAM 146-149	YA 71721 - 71724	31 DEC. 1988
RAM 150	YA 71725	31 DEC 1989
RAM 151	YA 71726	31 DEC 1988
RAM 152-154	YA 71727 - 71729	31 DEC 1989
RAM 155-156	YA 71730 - 71731	31 DEC 1988
RAM 157-160	YA 71732 - 71735	31 DEC 1989
RAM 161-167	YA 71736 - 71742	31 DEC 1991
RAM 168	YA 71743	31 DEC 1988
RAM 169	YA 71744	31 DEC 1991
RAM 170-171	YA 71745 - 71746	31 DEC 1989
RAM 172-178	YA 71747 - 71753	31 DEC 1988
RAM 179	YA 71754	31 DEC 1989
RAM 180	YA 71755	31 DEC. 1988
RAM 181-183	YA 71756 - 71758	31 DEC 1989
RAM 184-187	YA 71759 - 17162	31 DEC 1988
RAM 188	YA 71763	31 DEC 1989
RAM 189-196	YA 71764 - 17171	31 DEC 1988
RAM 197-200	YA 71772 - 71775	31 DEC 1989
RAM 201-210	YA 71776 - 71785	31 DEC 1991
RAM 211-212	YA 71786 - 71787	31 DEC 1989

Table 3: CLAIM DATA Continued

CLAIM	GRANT No's	EXPIRY DATE
RAM 213-219	YA 71788 - 71794	31 DEC. 1988
RAM 220-222	YA 71795 - 71797	31 DEC. 1989
RAM 223	YA 71798	31 DEC. 1988
RAM 224	YA 71799	31 DEC. 1989
RAM 225-226	YA 71800 - 71801	31 DEC 1988
RAM 227	YA 71802	31 DEC 1989
RAM 228	YA 71803	31 DEC 1988
RAM 229	YA 71804	31 DEC 1989
RAM 230	YA 71805	31 DEC 1988
RAM 231	YA 71806	31 DEC 1989
RAM 232	YA 71807	31 DEC. 1988
RAM 233	YA 71808	31 DEC 1989
RAM 234-240	YA 71809 - 71815	31 DEC 1988
RAM 241-253	YA 71816 - 71828	31 DEC. 1991
RAM 254-265	YA 71829 - 71840	31 DEC. 1988
RAM 266	YA 71841	31 DEC. 1989
RAM 267	YA 71842	31 DEC. 1988
RAM 268-270	YA 71843 - 71845	31 DEC. 1989
RAM 271	YA 71846	31 DEC. 1988
RAM 272	YA 71847	31 DEC. 1989
RAM 273	YA 71848	31 DEC. 1988
RAM 274	YA 71849	31 DEC. 1989
RAM 275-280	YA 71850 - 71855	31 DEC. 1988
RAM 281-282	YA 71856 - 71857	31 DEC. 1991
RAM 283	YA 71858	31 DEC. 1992
RAM 284	YA 71859	31 DEC 1991
RAM 285-287	YA 71860 - 71862	31 DEC. 1992
RAM 288-292	YA 71863 - 71867	31 DEC. 1991
RAM 293-294	YA 71868 - 71869	31 DEC. 1989
RAM 295	YA 71870	31 DEC 1988
RAM 296-297	YA 71871 - 71872	31 DEC. 1992
RAM 298-308	YA 71873 - 71883	31 DEC. 1988
RAM 309-313	YA 71884 - 71888	31 DEC. 1989
RAM 314	YA 71889	31 DEC. 1988
RAM 315-317	YA 71890 - 71892	31 DEC 1989
RAM 318-320	YA 71893 - 71895	31 DEC 1988
RAM 321-330	YA 71896 - 71905	31 DEC. 1992
RAM 331-332	YA 71906 - 71907	31 DEC. 1991
RAM 333	YA 71908	31 DEC 1992
RAM 334	YA 71909	31 DEC 1991
RAM 335	YA 71910	31 DEC. 1992
RAM 336-337	YA 71911 - 71912	31 DEC 1991
RAM 338-339	YA 71913 - 71914	31 DEC. 1988
RAM 340	YA 71915	31 DEC 1991
RAM 341	YA 71916	31 DEC 1988
RAM 342	YA 71917	31 DEC 1992
RAM 343	YA 71918	31 DEC 1988
RAM 344-345	YA 71919 - 71920	31 DEC 1992
RAM 346	YA 71921	31 DEC 1988
RAM 347	YA 71922	31 DEC 1992
RAM 348-351	YA 71923 - 71926	31 DEC 1988
RAM 352	YA 71927	31 DEC 1989
RAM 353	YA 71928	31 DEC 1988
RAM 354-358	YA 71929 - 71933	31 DEC 1989

Table 3: CLAIM DATA Continued

CLAIM	GRANT No's	EXPIRY DATE
RAM 359	YA 71934	31 DEC 1988
RAM 360	YA 71935	31 DEC. 1989
RAM 361-379	YA 71936 - 71954	31 DEC. 1992
RAM 380-381	YA 71955 - 71956	31 DEC. 1990
RAM 382-392	YA 71957 - 71967	31 DEC 1988
RAM 393	YA 71968	31 DEC 1989
RAM 394-395	YA 71969 - 71970	31 DEC 1988
RAM 396-397	YA 71971 - 71972	31 DEC. 1989
RAM 398	YA 71973	31 DEC 1988
RAM 399	YA 71974	31 DEC. 1989
RAM 400	YA 71975	31 DEC. 1988
RAM 401	YA 71976	31 DEC. 1991
RAM 402-423	YA 71977 - 71998	31 DEC. 1992
RAM 424-425	YA 71999 - 72000	31 DEC. 1990
RAM 426	YA 72001	31 DEC. 1988
RAM 427	YA 72002	31 DEC. 1990
RAM 428	YA 72003	31 DEC. 1988
RAM 429	YA 72004	31 DEC. 1990
RAM 430-433	YA 72005 - 72008	31 DEC. 1988
RAM 434-440	YA 72009 - 72015	31 DEC. 1989
RAM 441-442	YA 72016 - 72017	31 DEC. 1991
RAM 443-456	YA 72018 - 72031	31 DEC. 1992
RAM 457	YA 72032	31 DEC. 1991
RAM 458	YA 72033	31 DEC. 1992
RAM 459	YA 72034	31 DEC. 1991
RAM 460	YA 72035	31 DEC. 1992
RAM 461	YA 72036	31 DEC. 1991
RAM 462-466	YA 72037 - 72041	31 DEC. 1992
RAM 467-471	YA 72042 - 72046	31 DEC. 1991
RAM 472	YA 72047	31 DEC. 1988
RAM 473	YA 72048	31 DEC. 1991
RAM 474	YA 72049	31 DEC. 1988
RAM 475-480	YA 72050 - 72055	31 DEC. 1989
RAM 481	YA 72056	31 DEC 1991
RAM 482	YA 72057	31 DEC. 1990
RAM 483	YA 72058	31 DEC 1991
RAM 484	YA 72059	31 DEC. 1990
RAM 485-492	YA 72060 - 72067	31 DEC. 1991
RAM 493	YA 72068	31 DEC 1990
RAM 494	YA 72069	31 DEC. 1991
RAM 495	YA 72070	31 DEC. 1990
RAM 496-515	YA 72071 - 72090	31 DEC 1991
RAM 516	YA 72091	31 DEC. 1992
RAM 517-528	YA 72092 - 72103	31 DEC 1991
RAM 529FR-530FR	YA 72104 - 72105	31 DEC 1988
RAM 531-555	YA 72182 - 72206	31 DEC 1992
RAM 556	YA 72207	31 DEC 1991
RAM 557	YA 72208	31 DEC 1992
RAM 558	YA 72209	31 DEC 1991
RAM 559	YA 72210	31 DEC 1992
RAM 560-561	YA 72211 - 72212	31 DEC 1991

Table 3: CLAIM DATA Continued

CLAIM	GRANT No's	EXPIRY DATE
RAM 562-564	YA 72213 - 72215	31 DEC 1992
RAM 565	YA 72216	31 DEC. 1991
RAM 566-573	YA 72217 - 72224	31 DEC. 1992
RAM 574-583	YA 72225 - 72234	31 DEC. 1991
RAM 584	YA 72235	31 DEC. 1992
RAM 585-590	YA 72236 - 72241	31 DEC. 1991
RAM 591-599	YA 72242 - 72250	31 DEC 1990
RAM 600-602	YA 72251 - 72253	31 DEC. 1989
RAM 603-604	YA 72254 - 72255	31 DEC. 1990
RAM 605-613	YA 72256 - 72264	31 DEC 1991
RAM 614-633	YA 72265 - 72284	31 DEC. 1992
RAM 634	YA 72285	31 DEC. 1991
RAM 635	YA 72286	31 DEC. 1992
RAM 636	YA 72287	31 DEC. 1991
RAM 637	YA 72288	31 DEC. 1992
RAM 638	YA 72289	31 DEC. 1991
RAM 639	YA 72290	31 DEC. 1990
RAM 640	YA 72291	31 DEC. 1991
RAM 641	YA 72292	31 DEC. 1990
RAM 642-644	YA 72293 - 72295	31 DEC. 1991
RAM 645-648	YA 72296 - 72299	31 DEC. 1992
RAM 649-656	YA 72300 - 72307	31 DEC. 1991
RAM 657	YA 72308	31 DEC. 1990
RAM 658	YA 72309	31 DEC. 1991
RAM 659	YA 72310	31 DEC. 1990
RAM 660	YA 72311	31 DEC. 1991
RAM 661	YA 72312	31 DEC. 1990
RAM 662	YA 72313	31 DEC. 1991
RAM 663-674	YA 72314 - 72325	31 DEC. 1990
RAM 675-678	YA 72326 - 72329	31 DEC. 1989
RAM 679-680	YA 72330 - 72331	31 DEC 1990
RAM 681-682	YA 72332 - 72333	31 DEC 1991
RAM 683	YA 72334	31 DEC 1990
RAM 684	YA 72335	31 DEC. 1991
RAM 685	YA 72336	31 DEC 1990
RAM 686-695	YA 72337 - 72346	31 DEC. 1991
RAM 696-709	YA 72347 - 72360	31 DEC. 1992
RAM 710	YA 72361	31 DEC. 1991
RAM 711-718	YA 72362 - 72369	31 DEC 1992
RAM 719-724	YA 72370 - 72375	31 DEC. 1991
RAM 725	YA 72376	31 DEC 1992
RAM 726	YA 72377	31 DEC 1991
RAM 727-730	YA 72378 - 72381	31 DEC. 1990
RAM 731-735	YA 73567 - 73571	31 DEC. 1991
RAM 736	YA 73572	31 DEC 1992
RAM 737	YA 73573	31 DEC 1991
RAM 738-740	YA 73574 - 73576	31 DEC 1992
RAM 741-758	YA 73577 - 73594	31 DEC 1991
RAM 759-796	YB 01904 - 01941	19 OCT 1988
MAT 1-3	YA 71135 - 71137	31 DEC 1992
MAT 4-12	YA 91536 - 91544	31 DEC 1992

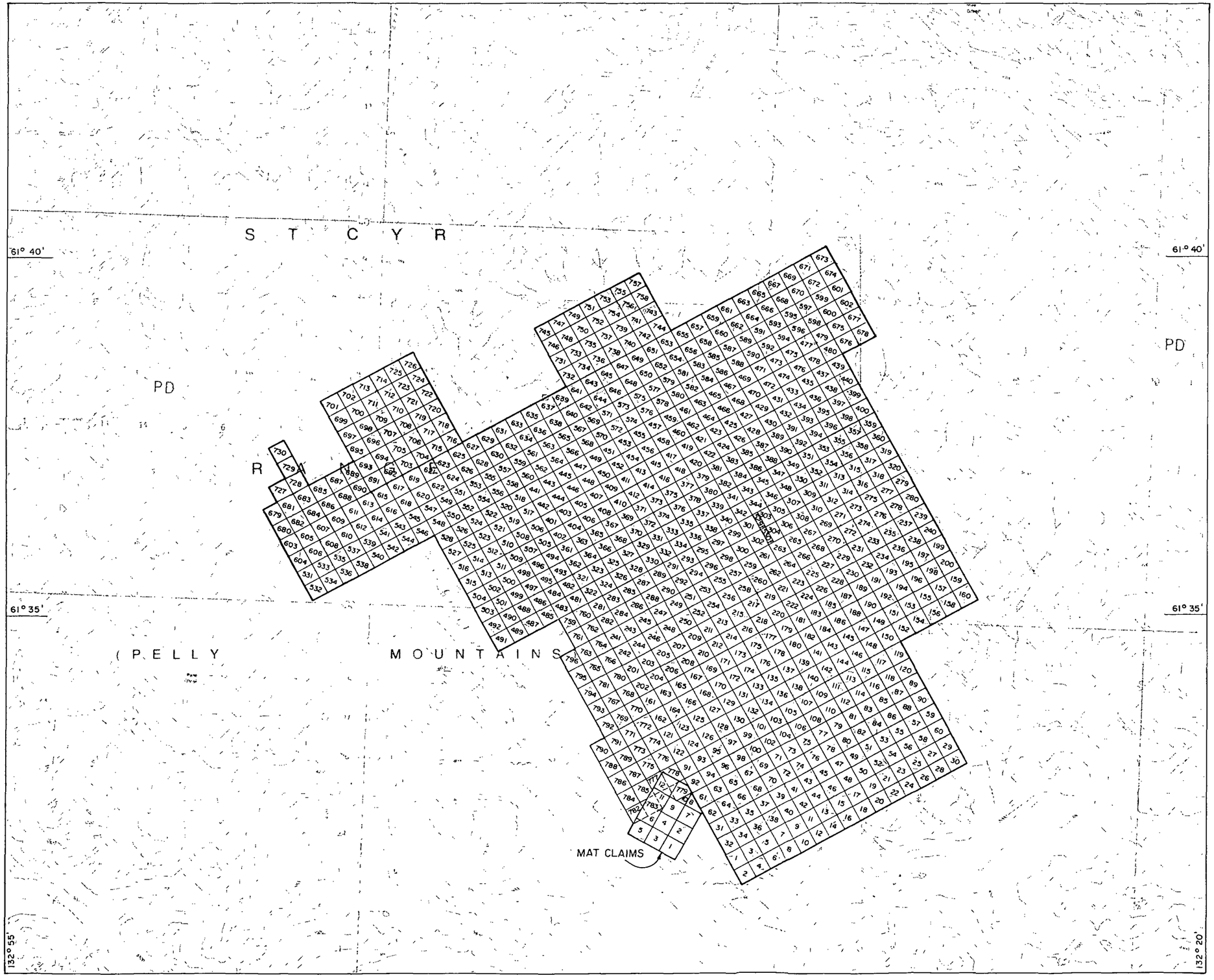

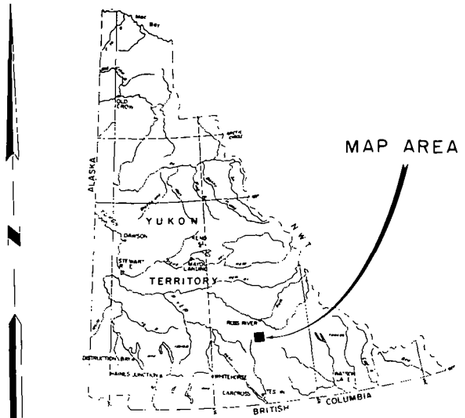

LOCATION MAP

FAIRFIELD MINERALS LTD

CLAIM MAP

RAM PROPERTY AREA

WATSON LAKE MINING DISTRICT YUKON TERRITORY
NTS 105F-9 10

1 100,000

1000 500 0 1000 2000 3000 4000
SCALE IN METRES

BY
CORDILLERAN ENGINEERING
1980 1055 W HASTINGS STREET
VANCOUVER BC V6E 2L9

SEPTEMBER 1987

FIGURE 4

4.0 GEOLOGY

The Ram property lies in the St. Cyr Range of the Pelly Mountains, southwest of the Tintina Fault. The geology and mineral deposits of the area have been studied by Wheeler et al, 1960; Tempelman-Kluit et al, 1974, 1975, 1976; Tempelman-Kluit 1977, 1979; Morin, 1981; Cordilleran Engineering, 1985; and Abbott, 1986, as well as a host of mining companies.

4.1 REGIONAL GEOLOGY

The Ram property is on the western side of the Ketza-Seagull District as defined by Abbott (1986). The district is underlain by a miogeoclinal succession of clastic, volcanic and carbonate rocks, late Proterozoic to Triassic in age, deposited during shallow marine conditions near the margin of a stable continental platform (Tempelman-Kluit et al, 1976). This package has been foreshortened by large northeast directed thrust faults. The majority of the deposits on the Ram property are associated with the Seagull Uplift, and occur between the Lower Seagull and Upper Ram Thrusts (Figure 5). Abbott has postulated that the uplift was a result of doming, caused by buried Cretaceous intrusions, and has inferred that the mineralization in the district was derived from these intrusions.

Morin (1981) proposed a model that related "cauldron facies" geology to associated mineralization in the belt of rocks between Seagull Creek and McConnell River. The "cauldron facies" is represented by near surface syenite intrusions, commonly postulated to be coeval with the Mississippian volcanic rocks in this area. Veins, skarns, breccia pipes, disseminated pyrite gossans, stockworks and replacement mantos in volcanics, sediments and carbonates are spatially associated with the syenite bodies.

132°55

132°20

61°40

61°30

SEAGULL THRUST

RAM THRUSTS

SEAGULL CREEK FAULT

PASS PEAK THRUST

APPROXIMATE CLAIM BOUNDARY

SEAGULL UPLIFT

PELLY MOUNTAINS

RANGE

STYR

uCO

uDM

M

SD

PD

IJ

IC

Modified after Abbott (1986), Tempelman-Kluit (1979)

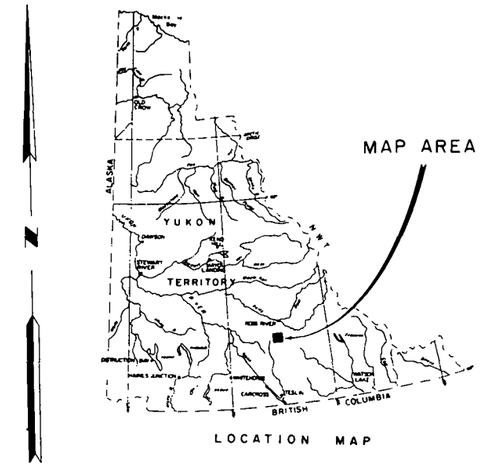

LOCATION MAP

LEGEND

IJ	Lower Jurassic syenite
M	Mississippian flows, tuffs and sediments
uDM	Upper Devonian-Mississippian black shale
SD	Siluro-Devonian quartzite, dolomite and limestone
uCO	Upper Cambrian-Ordovician limestone and calcareous phyllite
IC	Lower Cambrian calcareous sediments and schist

SYMBOLS

Contact

Normal fault

Thrust fault

FAIRFIELD MINERALS LTD.

REGIONAL GEOLOGY

RAM PROPERTY AREA

WATSON LAKE MINING DISTRICT, YUKON TERRITORY
NTS 105F-9 10

1 100,000

1000 500 0 1000 2000 3000 4000

SCALE IN METRES

BY

CORDILLERAN ENGINEERING LTD
1980-1055 W HASTINGS STREET
VANCOUVER B.C. V6E 2E9

NOVEMBER 1987

FIGURE 5

GEOLOGY Continued

4.2 PROPERTY GEOLOGY

The geology of the Ram property is presented on three maps (Plates 1, 2 and 3) at 1 10,000 scale, and summarized on Figure 6 at 1 100,000 scale During 1987 the South grid was mapped, the Bear grid remapped, and the geology of the rest of the property re-examined and locally remapped. In most cases the rock nomenclature was confirmed, but the structural relationship of the various units was reinterpreted Outcrop distribution is typical of mountainous terrain - 95% occurs on ridges and peaks above 1600 m elevation. Below tree line outcrops are very sporadic and difficult to find

The lithologies found on the Ram property are presented in Table 4 Under "GSC" are the unit designators used by Templeman-Kluit (1977), and under "Ram" are the unit numbers used on Plates 1 to 3.

The syenite has been described as coeval with the Mississippian volcanic flows and tuffs, and associated derived sediments Evidence was found this season that the sediments have been thermally metamorphosed where they are in contact with syenite beneath the Klippa on the Grayling grid. Also, Tempelman-Kluit (1977) published a K/Ar age for syenite of 185 m.y. From the above it is concluded that the syenite is younger than the Mississippian sediments, and is probably of Lower Jurassic age.

The fine grained to aphanitic syenite/trachyte found as a border phase near intrusion contacts is very difficult to distinguish meagascopically from the Mississippian felsic flows of rhyodacite composition. Both are white to light grey on a fresh surface, fine grained to aphanitic, and contain minor to locally abundant pyrite. It is possible that much of what has been mapped as 7b near syenite intrusions may be trachyte. The intermediate flows and tuffs are usually easily distinguishable because of their greenish color.

Phyllitic rocks have been found in many locations on the Ram property. Those showing only minor deformation were assigned to units 6 or 7e based on spatial relations with other units. Phyllites showing evidence of more than one period of deformation are believed to be Cambrian

The carbonate units, 1, 4, 5a and 5b, could usually be distinguished with little difficulty, with the exception of the limestone underlying the skarn showings on the South grid It varied from light grey to black but was uniformly fine grained and unfossiliferous It was locally silty or had siltstone or quartzite interbeds. This limestone horizon has been tentatively placed in unit 3, and designated 3a The Silurian quartzite and buff dolomite are very distinctive units, useful as marker horizons

The skarn mineralization referred to above was developed in dolomitic to locally calcareous quartzite (unit 3). The contact between the quartzite and the overlying Mississippian volcanic/sedimentary rocks (unit 7) could be a thrust plane or mark a major unconformity On the west side of the South grid units 5 and 6 are exposed below the volcanics. More detailed mapping is required to determine the nature of the contact.

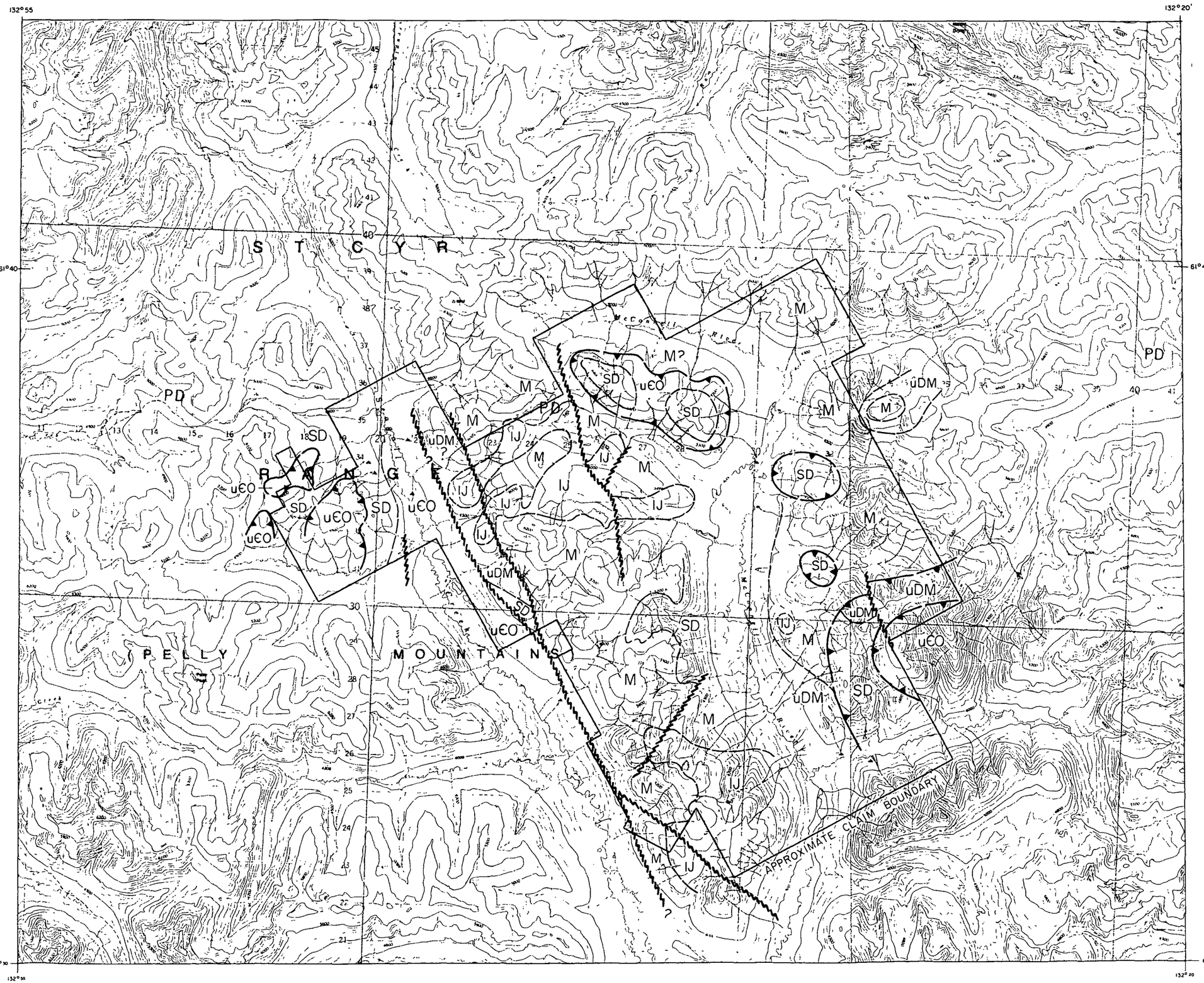

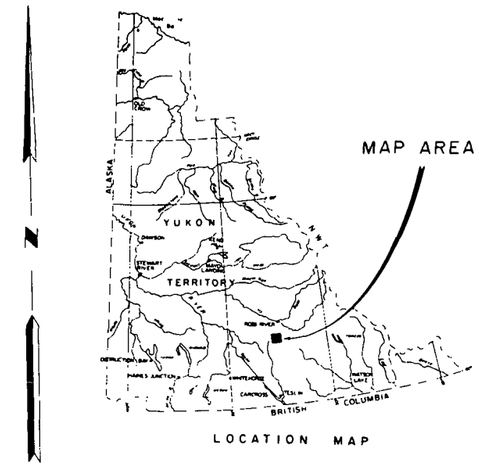

LEGEND

IJ	Lower Jurassic syenite
M	Mississippian flows, tuffs and sediments
uDM	Upper Devonian-Mississippian black shale
SD	Siluro-Devonian quartzite, dolomite and limestone
uCO	Upper Cambrian-Ordovician limestone and calcareous phyllite
IC	Lower Cambrian calcareous sediments and schist

SYMBOLS

- Contact
- Normal fault
- Thrust fault

FAIRFIELD MINERALS LTD

GEOLOGY

RAM PROPERTY

WATSON LAKE MINING DISTRICT YUKON TERRITORY
NTS 105F-9 10

1 100,000

1000 500 0 1000 2000 3000 4000
SCALE IN METRES

BY
CORDILLERAN ENGINEERING LTD
1980-1055 W HASTINGS STREET
VANCOUVER B C V6E 2E9

NOVEMBER 1987

FIGURE 6

GEOLOGY

4.2 PROPERTY GEOLOGY Continued

On the eastern side of the property, the blocks of older rocks mapped previously as being bounded by normal faults are believed to be klippen or the edges of thrust sheets. These thrusts correlate with the Ram Thrusts of Abbott (1986). On the west side of the property, the Seagull Creek Fault juxtaposes Cambro-Ordovician meta-sediments and Devono-Mississippian shale

Diamond drill core from five of the seven holes drilled in 1969 in the vicinity of the Grayling massive sulphide showings was relogged (logs appended). The approximate location of the drill hole collars, and the revised surface geology, are shown on Figure 7. It was found that much of what had been logged as dolomite (Canol Mines, 1969) was in fact altered syenite, and that the sulphides were hosted by syenite, marble or coarse grained calcite/dolomite. Both holes 5 and 6 intersected quartzite in the first 6 m. The marble/calcite may be the recrystallized equivalent of the limestone found in the Silurian quartzite hosting the Skarn showings to the south. The Loon massive sulphide, between the Skarn showings and the Grayling showing, is also associated (hosted?) by coarse grained calcite.

Table 4 RAM PROPERTY STRATIGRAPHY

GSC	RAM	AGE	LITHOLOGY
	9	Jurassic?	Blocky weathering, dark grey-green latite dykes and sills; often bleached and clay altered, local magnetite
My	8	Jurassic	Resistant, massive, coarse to medium grained equigranular syenite, fine grained trachyte border phase
Mva	7	Mississippian	Heterogeneous, rusty orange to brown weathering flows, tuffs and local volcanic breccias ranging from andesite to rhyodacite in composition, dark grey argillaceous to phyllitic shale locally abundant
	7a		Intermediate flows, crystal tuffs and lapilli tuffs, blocky medium to dark green-brown weathering, andesite composition.
	7b		Felsic flows and tuffs, rusty light grey to buff weathering, pyritic and siliceous, rhodacite composition; includes minor crystal lapilli tuff (7c) and flow banded rocks (7d).
	7e		Siltstone and shale, locally phyllitic, minor slate, chert and greywacke, grey to green-brown weathering, may include undifferentiated rhyodacite.
uDMs	6	Upper Devonian-Mississippian	Black to dark grey, very fine grained recessive weathering thin bedded siliceous shale and slate with minor "cherty" interbeds, locally phyllitic.
muDc	5a	Middle-Upper Devonian	Resistant, dark grey to black, medium to thin bedded limestone, locally fetid, locally rich in bioclastic debris.
SDd	5b	Silurian and (?)Lower Devonian	Resistant, medium to dark grey weathering fossiliferous black dolomite
SDdl	4		Resistant, thick bedded to massive, buff to tan weathering sucrose silty dolomite, commonly with thin reticulated quartz veins
Sq	3	Silurian	Resistant, white to light grey weathering, medium to thick bedded, medium grained orthoquartzite, locally with dolomite cement or interbeds, locally sericitic, locally appears to have a limestone component (3a)
uCOsl	2	Upper Cambrian(?) and Ordovician	Recessive, medium grey to black, chlorite and slaty phyllite, graphitic schist and minor graptolitic slate, all locally calcareous
lCcl	1	Lower Cambrian(?)	Interbedded, thin to medium bedded dark grey limestone, calcareous phyllite, green-grey tuffs and variably calcareous phyllitic tuffs, minor locally calcareous black shale

CHIP SAMPLES

ZONE	LENGTH m	Pb %	Zn %	Ag oz/t	Au oz/t
1	6 2	21 82	1 69	15 24	0176
1	6 0	17 12	2 12	12 18	0 094
2	1 6	27 25	2 23	18 10	0 108
2	1 6	20 85	0 68	14 55	0 092
DDH#1	2 3	8 07	1 12	6 26	0 28
DDH#4	3 6	8 95	4 95	6 41	0 047

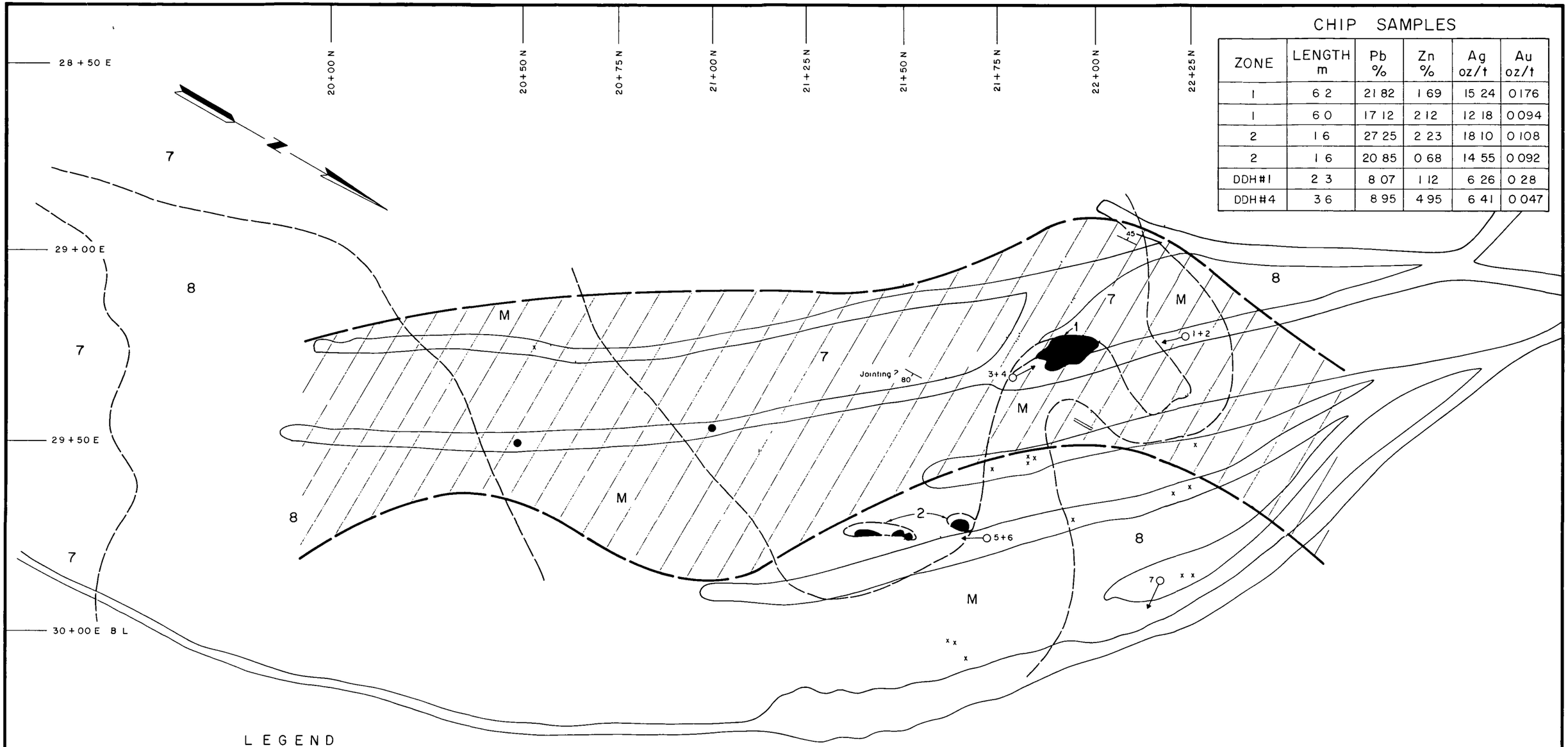

LEGEND

- 8 — Syenite
- 7 — Metasiltstone
- M — Marble
- Massive Sulphides
- 1 — Upper Sulphide zone Po-Gn-Py-Sp-As
- 2 — Lower Sulphide zone Po-Gn-Sp-Py-As
- I P anomaly
- Outcrop
- x — Sulphide float
- Assumed Contacts
- ←O 1+2 — 1969 Diamond Drill Holes
- ● — Proposed Diamond Drill Holes

FAIRFIELD MINERALS LTD

RAM PROPERTY
GRAYLING GRID

GRAYLING SHOWING COMPILATION MAP

SCALE 1 1,000
20 0 20 40 METRES

CORDILLERAN ENGINEERING LTD
1980-1055 W HASTINGS STREET
VANCOUVER B C V6E 2E9

NOVEMBER 1987

FIGURE 7

5.0 MINERALIZATION

5.1 INTRODUCTION

The Ram property can be divided into three mineral belts In the Eastern belt, east of McConnell River, targets are Pb-Ag and Pb-Zn-Ag bearing quartz veins hosted by Siluro-Devonian carbonates, Devono-Mississippian clastic sediments and Mississippian volcanics. The Central belt lies between McConnell River and Seagull Creek, where there are massive sulphide bodies and veins of pyrite, pyrrhotite and arsenopyrite containing Ag, Pb, Zn, Au and minor Cu, skarn-hosted massive and disseminated pyrrhotite and pyrite with Au and Ag; and iron carbonate-quartz-sulphide veins anomalous in Pb, Ag and Au. These are hosted by Mississippian volcanic and sedimentary rocks and younger syenite. The Western mineral belt is bounded on the east by the Seagull Creek fault. This belt is underlain by the oldest rocks in the region, Cambro-Ordovician limestone and phyllite and Siluro-Devonian quartzite and dolomite, overlain by Devonian carbonates. The limestone and phyllite have been intruded by Lower Jurassic syenite, all of which host massive and disseminated pyrrhotite-pyrite-arsenopyrite containing Au and Ag Iron carbonate-quartz veins with anomalous Au and Ag have been found cutting the quartzite and dolomite, quartz-galena-sphalerite veins have been found locally in the Devonian carbonates

Many of the mineral showings found on the Ram property were described by M. A. Stammers (Cordilleran Engineering, 1985). The following descriptions are of new showings, or add information to that previously published. The occurrences are grouped by mineral belt and grid (Figure 3, page 10) Sample numbers are located on the plates indicated.

5.2 EASTERN MINERAL BELT

5.2.1 FOX/FALCON GRID

Fox/Falcon Showing (Plate 2)
This showing, found during follow-up of anomalous soil geochemical results, consists of ankerite-quartz veins and disseminated pyrite and galena in a rusty metavolcanic (rhyolite?) horizon Grab samples from outcrop gave the following results

Table 5 ANALYTICAL RESULTS, FOX/FALCON SHOWING SAMPLES

Sample No	Description	Pb ppm	Zn ppm	Ag ppm
82416	Rusty ankerite-quartz vein	2	55	<0 1
82417	Rusty ankerite-quartz vein	340	236	<0 1
82418	Rusty pyritic rhyolite	370	1950	5 8
82419	As above, with fine galena	1700	3200	4 1

MINERALIZATION
5.2 EASTERN MINERAL BELT Continued

5.2.2 RAM/FOX GRID

Bnob Showings (Plate 3)

The Bnob vein and massive barite showings were found in a prominent colour anomaly created by the weathering of an altered pyritic Mississippian rhyolite intruded by the small Bnob syenite stock This area was variably explored between 1976 and 1985

The barite showing consists of a 10 m thick massive barite body exposed for about 30 m which strikes 035 degrees and dips 65 degrees northwest Sulphide mineralization consists of pyrite (up to 5%) and less than 2% disseminated galena

A 10 cm wide quartz vein with chalcopyrite, azurite and galena was found cutting syenite. Both the syenite and intruded volcanic rocks are pyritic. Samples of mineralization and host rocks gave the following anomalous results.

Table 6 **ANALYTICAL RESULTS, BNOB SAMPLES**

Sample No.	Description	Pb ppm	Zn ppm	Ag ppm	Au ppb	Cu ppm	As ppm
7835	Rhyolite with diss py	1950	114	4.9	5		110
16838	Syenite with diss. py	103		5.3			
16839	Qtz-cpy-gn vein in syenite	0.14%		7.96opt	<.002opt	5.85%	
16840	Barite + py-gn	3300	330	32.0	35		
16841	Altered rhyolite + diss.py	140	62	4.4	15		

More work is warranted in this area.

NOTES TO ALL ANALYTICAL TABLES:

1. Mass = massive
   diss = disseminated
   qtz = quartz
   py = pyrite
   po = pyrrhotite
   aspy = arsenopyrite
   gn = galena
   sp = sphalerite
   fe = iron
   lst = limestone
   cpy = chalcopyrite
   vn = vein
   opt = ounces per ton

2 * indicates values in ppm
  ** indicates values in ppb

MINERALIZATION Continued

5.3 CENTRAL MINERAL BELT

5.3.1 SOUTH GRID

Goat Mineral Zone (Plate 3)

This area was re-examined in 1987, and a number of rusty syenite-hosted quartz-sulphide veins were found. The widest was 15 cm The source for the massive sulphide boulders found downslope in 1984 has not been found Four samples of vein material gave the following results

Table 7 ANALYTICAL RESULTS, GOAT MINERAL ZONE SAMPLES

Sample No.	Description	Pb %	Zn %	Ag opt	Au ppb
7847	Thin, rusty sp-gn-py veins	1.31	6.40	0.46	<5
7848	Rusty qtz-gn vein float	15.80	2.40	5.34	10
7849	Qtz-sp-gn vein float	0.23	0.08	<0.02	5
7850	25 cm qtz-py vein	0.34	0.07	<0.02	5

Skarn Showings (Plate 3)

These consist of disseminated and massive pyrrhotite-pyrite mineralization hosted by Lower Silurian(?) sandy dolomite/dolomitic sandstone metasomatised to pyroxene-garnet skarn. The mineralization, extending 3 km north-south and 1 km east-west, is best exposed in the South Skarn, P/GWN zone and North Skarn areas (Figure 8, page 28). At the South and North Skarns disseminated pyrrhotite-pyrite predominates over massive sulphides. The P-Zone consists of a "vein" of massive sulphides, up to 2 m thick and exposed intermittently over 300 m, hosted by sparsely mineralized skarn. At the GWN showing massive and disseminated pyrrhotite and pyrite with trace chalcopyrite are exposed in cliffs The thickness varies from 15m to 30m, and the mineralization extends for 150m east-west

A number of grab samples were taken from outcrop and boulders at all the showings, and the GWN showing was chip sampled at four locations The results are tabulated in Tables 8 and 9, and the samples located on Figure 8

MINERALIZATION

5.3 CENTRAL MINERAL BELT Continued

SOUTH GRID

Skarn Showings Continued

Table 8 ANALYTICAL RESULTS FROM GRAB SAMPLES FROM SKARN SHOWINGS

Area	Sample	Type	Material	Au opt	Ag opt	Pb %	Zn %	Cu %	W %
SOUTH	82456	Grab	Fe oxide + gn	0 018	13 16	22.60			
SKARN	82457	"	Skarn + py	< 002	0 41				
	82458	"	Qtz vn + gn	< 002	1 20	2.29			
	82459	"	Diss po	0.019	4.56				
	82460	"	Rusty skarn	<.002	0 05				
						ppm	ppm	ppm	ppm
	16833	"	Mass po	0.012	0 10	86	44	360	
	16834	"	Diss. po, py	<.002	<.02	28	16	132	3
	16835	"	Garnet skarn	<.002	< 02	23	56	4	3
	16836	"	Skarn	<.002	<.02	52	98	1	3
	16837	"	Diss. po	<.002	<.02	12	28	53	3
	16847	"	Mass. po, py	0.010	<.02	44	88	660	
	16848	"	Mass. po	<.002	<.02	25	32	760	
	16849	"	Diss. po	<.002	0.02	16	225	290	3
	16850	Float	Quartzite	<.002	<.02				
	52310	"	Diss. po	<.002	<.02	690	50	51	3
						%	%	%	%
GWN	7839	Grab	Diss. po, py	<.002	<.02	0.03	0.03		
	7840	"	Mass. po, py	<.002	<.02	0.02	0.06		
	7841	"	Diss. po	<.002	<.02	0.02	0.03		
	82404	"	Mass. po vn	<.002	<.02		<.02	0 08	
	82405	Chip	Diss. po	< 002	<.02		0.02	0.02	
	82420	Grab	Diss. po	0.004	0.02	<.01	0.02	0.04	<.01
	82535	"	Diss po	<.002	<.02	0.01	< 02	0 10	0.02
	82436	"	Mass. po	<.002	0.02	0.01	<.01	0.09	<.01
	82438	"	Diss. & Mass. po,py	< 002	0.02	0.01	0.06	0.05	<.01
	82439	"	Mass po, py	<.002	0.06	0.01	0.03	0.18	<.01
	82440	"	Fe oxide	<.002	0.03	0.01	0.03	0.01	<.01
	82441	"	Mass po, py	0.006	0.02	0.02	0.02	0.07	<.01
	82442	"	Mass. po	0 002	0 02	0.02	0.02	0 08	<.01
	82443	"	Mass. po	0.002	0.03	<.01	0.03	0.10	<.01
						%	%	%	%
P-ZONE	7837	Grab	Mass po, py	<.002	0.02	0 08	0 03		
	7838	"	Mass po, py	< 002	< 02	0 05	0 03		
	7843	Chip	Mass po, py	< 002	< 02	0 05	0 04		
	7844	"	Fe oxide	< 002	< 02	11*	28*		
	82437	Grab	Mass po, py	< 002	0 07	< 01	< 01	0 09	< 01
	82450	"	Mass py, po	0 003	0 22	0 46	0 80	0 08	
	82451	"	Mass po	0 013	0.07	0.06	53*	0 09	
NORTH	82452	Grab	Diss po	0 014	0 03				
SKARN	82453	"	Diss po	0.004	0 03				
	82454	"	Diss po	< 002	0 02				
	52330	"	Diss po	< 002	0 07	101*	193*	44*	3*
	52331	"	Rusty skarn	< 002	0 56	930*	0 16	68*	2*
	52332	"	Pyritic quartzite	< 002	0.05				
	52333	"	Diss py in lst	< 002	0 03				

NOTES: Chip samples 7843 and 7844 represent an area 1 x 2 m;
Chip sample 72405 was 1.4 m in length.

MINERALIZATION
5.3 CENTRAL MINERAL BELT Continued

SOUTH GRID
Skarn Showings Continued

Table 9 ANALYTICAL RESULTS FROM CHIP SAMPLES, GWN ZONE

Sample No.	Location	From-To (m)	Au opt	Ag opt	Pb %	Zn %	Cu %	W %
82421	4 m West	0 - 5	< 002	0 02	0 01	0 04	0 03	< 01
82422	"	5 - 9	<.002	<.02	< 01	0 02	0 01	< 01
82423	"	11 - 15	< 002	< 02	< 01	0 04	0 02	0.01
82424	20 m West	0 - 12	< 002	< 02	<.01	0.02	0.01	< 01
82425	"	5 - 9	<.002	<.02	0 02	0 06	0.04	0.01
82426	"	9 - 14	<.002	<.02	<.01	0.02	0.03	<.01
82427	40 m West	0 - 3	<.002	<.02	<.01	<.01	0.01	0.01
82428	"	5 - 9	<.002	<.02	0.01	0.02	0.01	0.02
82429	69 m West	0 - 5	<.002	<.02	<.01	0.02	0.01	<.01
82430	"	5 - 9	<.002	<.02	<.01	0.02	0.02	0.02
82431	"	9 - 14	<.002	<.02	<.01	0.01	0.01	0.01
82432	"	14 - 20	0.004	<.02	<.01	0.05	0.01	0.01
82433	"	20 - 25	<.002	<.02	0.01	0.04	0.01	0.02
82434	"	25 - 29	<.002	<.02	<.01	0.01	0.01	0.01

NOTES:
1) Sample locations measured from west side of central gully.
2) Samples taken from top to bottom of cliff, beginning at upper contact.

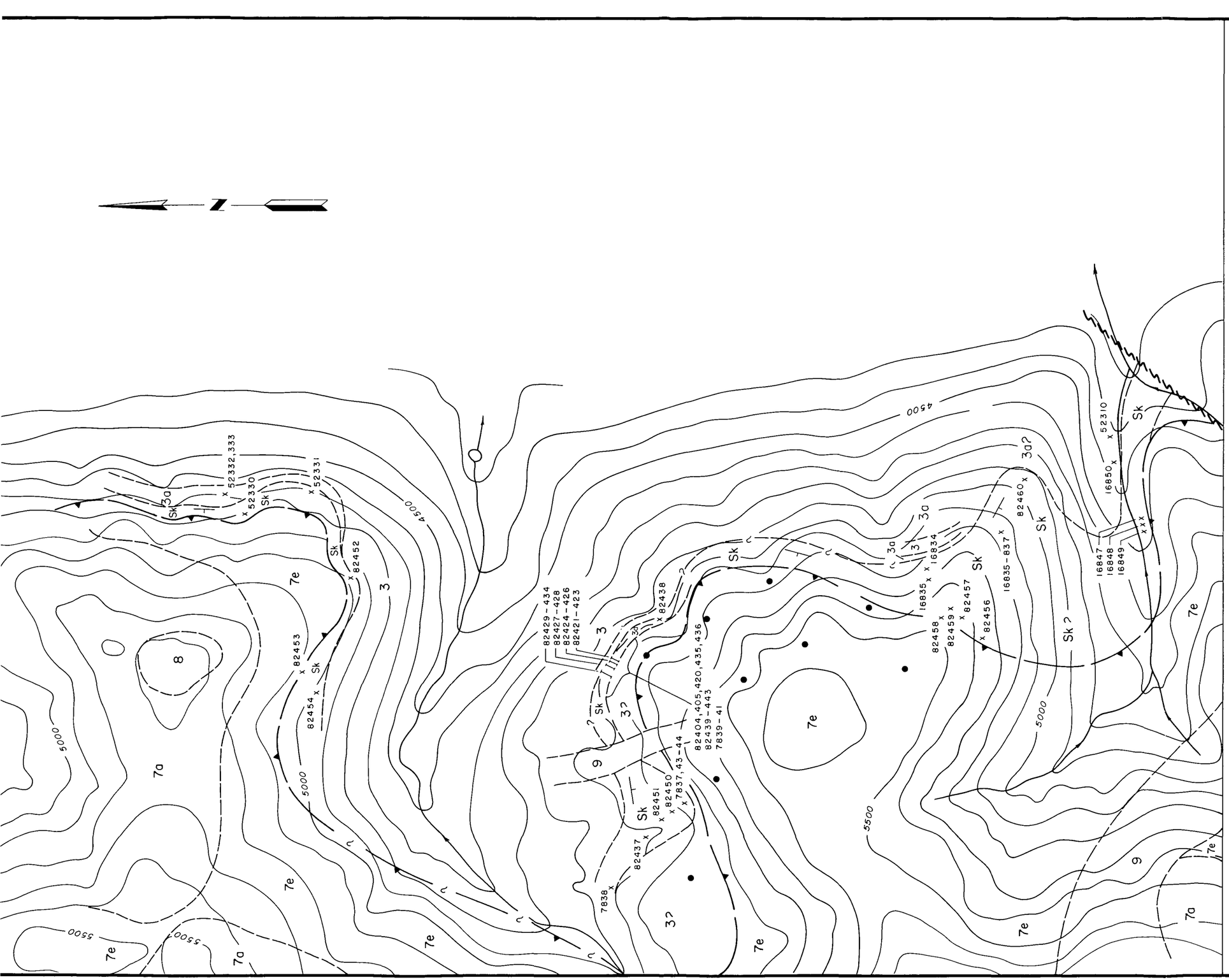

LEGEND

9 Andesite dykes

Mississipian

8 Syenite

7a Intermediate flows and tuffs

7e Siltstone, phyllite

Siluro Devonian

3 Quartzite

3a Limestone

SYMBOLS

Sk Skarn

x 7838 Sample point with number

Normal fault ? Unconformity ?

Thrust fault

Contact

Proposed drill hole

Relative attitude of skarn

Contour Interval = 100 feet

FAIRFIELD MINERALS LTD

RAM PROPERTY
SOUTH GRID

SKARN SHOWINGS COMPILATION MAP

SCALE 1 10,000

200 0 200 400 METRES

CORDILLERAN ENGINEERING LTD
1980-1055 W HASTINGS STREET
VANCOUVER B C V6E 2E9

NOVEMBER 1987

FIGURE 8

MINERALIZATION

5.3 CENTRAL MINERAL BELT continued

5.3.2 MAT GRID

Mat Showing (Plate 3)

This showing has had an extensive exploration history (Table 1, page 6) which culminated in trenching and diamond drilling A lens of massive pyrite-galena was exposed for a length of 36 m and a width of 15 m on the east bank of Mat Creek, which follows a branch of the Seagull Creek fault Diamond drilling failed to extend this mineralization Two samples were collected during 1987 (Table 10), both of which were anomalous in Ag and Au

Table 10 ANALYTICAL RESULTS, MAT SHOWING SAMPLES

Sample	Description	Pb %	Zn ppm	Ag opt	Au opt
82448	Qtz-aspy-py vein	3650*	32	36.0*	0.023
82449	Mass. py-gn, from fault	60.27	4150	29.89	0.014

5.3.3 GRAYLING GRID

Loon Showing (Plate 1)

This massive sulphide exposure, first found in 1985, was re-examined. The deposit, consisting of massive pyrrhotite, lesser pyrite, minor quartz, euhedral arsenopyrite and possibly tetrahedrite, is about 2m thick, exposed for 4 to 5m and appears concordant with the bedding of the fine grained marble(?) host rock - 138 degrees/40 degrees NE. Two samples were taken, (Table 11).

Table 11 ANALYTICAL RESULTS, LOON SHOWING SAMPLES

Sample	Description	Au oz/ton	Ag oz/ton
4787	Massive pyrrhotite + pyrite	<.002	< 02
4788	Quartz-arsenopyrite	0.023	0 03

Grayling Showing (Plate 1)

The Grayling showing has been drilled and sampled in the past, with results reported in previous reports (Cordilleran, 1985, Canol Mines, 1969) The remainder of the core from diamond drill holes 1 to 5 was sampled during 1987 and submitted for analysis Intervals previously assayed were not resampled The analytical results are given in Table 12, the location of the drill holes on Figure 7 (page 22)

MINERALIZATION
5.3 CENTRAL MINERAL BELT Continued

GRAYLING GRID
Grayling Showing Continued

Table 12 ANALYTICAL RESULTS, GRAYLING CORE

DDH #	Sample #	From - To (ft)	Pb ppm	Zn ppm	Ag ppm	Au ppb	Cu %	Notes
1	82463	17 0- 30 0	730	385	0.8	<5		
	82464	30 0- 40.0	230	1050	0 4	<5		
		40.0- 45 0	2.20%	13.5%	1.84opt	0.02opt	0.03	1969
	82465	45.0- 54.0	420	875	1.2	<5		
		54.0- 57.6	-	-	-	-	-	missing core
		57.6- 62.0	10 13%	13.0%	6.30opt	0.14opt	0.05	1969
		62 0- 69 0	-	-	-	-	-	missing core
		69.0- 74.0	7.50%	1.04%	5.88opt	0.32opt	0.08	1969
		74.0- 76 6	9.17%	1.27%	7.00opt	0.21opt	0.06	1969
	82466	76.6- 87.0	470	440	1.2	<5		
		87 0- 89.0	-	-	-	-	-	missing core
	82467	89.0- 99.0	440	255	2.2	<5		
	82468	99.0-109.0	101	500	0.5	<5		
	82469	109 0-119 0	71	240	0.4	<5		
	82470	119.0-129 0	26	128	0.2	<5		
2	82471	12.0- 25.0	35	110	0.4	<5		
	82472	25.0- 38.0	530	11000	2.9	25		silicified
	82473	38.0- 52.8	99	390	0.5	<5		
		52.8- 54 0	16 78%	6.90%	14.2opt	Tr	0.05	1969
	82474	54.0- 67.0	610	790	1.0	<5		
	82475	67.0- 80 0	31	210	0.4	5		
	16801	80.0- 93.0	43	74	0 6	<5		
		93 0- 95 0	4 35%	0 03%	0 20opt	0.04opt	0.02	1969
	16802	95 0-107 0	134	60	0 7	<5		
	16803	107 0-117 0	49	156	0 2	<5		
3	16804	6 0- 26 0	18	108	0 2	<5		
	16805	26 0- 40 0	3100	600	8 3	80		silicified
	16806	40 0- 55 0	48	84	0 4	<5		
	16807	55 0- 69 0	68	100	0 4	<5		
	16808	69 0- 79 0	3700	6000	5 6	35		py, minor gn
	16809	79 0- 94 0	120	64	0 9	<5		
	16810	94.0-104 0	32	196	0.8	<5		
	16811	104 0-110 0	2 09%	8750	33 0	50		15cm py-gn vn
	16812	110 0-125 0	174	60	0 8	<5		
	16813	125 0-140 0	400	285	0 8	<5		

MINERALIZATION
5.3 CENTRAL MINERAL BELT Continued

GRAYLING GRID
Grayling Showing Continued

Table 12
Analytical Results, Grayling Core Continued

DDH #	Sample #	From - To (ft)	Pb ppm	Zn ppm	Ag ppm	Au ppb	Cu %	Notes
4		16 0- 22 0			0 55opt	0 01opt		1969
		22 0- 25 0	2 60%	0 09%	2 44opt	0.005opt	0 04	1969
		25 0- 30.0	6 20%	0.19%	0 55opt	0.01opt	0 05	1969
		30.0- 35.0	2.35%	1.50%	1.96opt	0.01opt	0.05	1969
		35.0- 39.0			0.41opt	0.01opt		1969
	16814	39 0- 54.0	148	220	1.0	5		
	16815	54 0- 69.0	280	700	1.1	<5		
	16816	69.0- 83.0	445	815	3.0	110		marble
	16817	83.0- 93.0	121	480	0.8	<5		
		93.0- 98.0	6.20%	9.90%	5.49opt	0.03opt		1969
		98.0-104.7	11.00%	1.26%	7.10opt	0.06opt		1969
	16818	104.7-113.0	16	42	0.6	<5		
5	16819	10 0- 20.5	165	330	0.6	<5		
		20.5- 26.5	9 30%	4.10%	5.46opt	0.02opt	0.02	1969
	16820	26.5- 40.0	1300	640	2.0	20		silicified
	16821	40.0- 60.0	58	3200	0.4	<5		
	16822	60.0- 80 0	35	440	0.3	<5		
	16823	80.0-100.0	16	93	0.4	<5		
	16824	100.0-126 0	12	192	0.2	<5		
	16825	126 0-140.0	1400	610	6.0	240		vns py-gn-sp
	16826	140 0-160.0	36	90	0 6	<5		
	16827	160 0-170 0	20	12	0.7	5		
	16828	170 0-185 0	660	68	1 8	10		up to 10% py
	16829	185 0-200 0	151	25	1.2	<5		
	16830	200 0-225 0	1900	615	4.2	35		vns py,po,gn,sp
	16831	225.0-240.0	40	82	0 4	20		
		240 0-287 0	-	-	-	-	-	Not sampled
	16832	287 0-297 0	705	42	6 0	80		10cm vn py

MINERALIZATION
5.3 CENTRAL MINERAL BELT Continued

GRAYLING GRID

Pika, Nimbus, Nimbus II, Porcupine Showings (Plate 1)
These showings are all basically similar - massive sulphide veins in syenite The Pika showing was found in 1985, the rest in 1987 The Nimbus is very similar to the Pika - a steeply dipping vein of massive pyrite, pyrrhotite, arsenopyrite, ± galena, up to 1 5m in width, generally striking northwest The mineralogy is variable, with local concentrations of pyrrhotite, arsenopyrite or galena in pyrite The Nimbus II and Porcupine showings are predominantly pyrite with arsenopyrite, maximum exposed width 30 cm, and steeply dipping. Various samples were taken, and the results are reported below.

Table 13 ANALYTICAL RESULTS, PIKA, NIMBUS, NIMBUS II and PORCUPINE SHOWINGS

Showing	Sample	Description	Pb %	Zn %	Ag opt	Au opt
Pika	4783	Chip samples, mass. py-po-gn-sp	4.60	1.98	3.19	0.007
	4784	Diss.suphides in wall rocks	2.00	4.20	1.28	0.034
	4786	Altered syenite with py				0.002
	7826	Chip samples, mass. py-po-gn-sp	2.09	1.18	1.59	0.002
Nimbus	4781	Mass. aspy-py-gn	0 52	0.02	0.28	<.002
	4782	Chip sample, mass. py-aspy-gn-sp	0.53	0.71	1.09	0.002
	4799	Chip sample, mass. py-aspy-gn-sp	1.57	0.72	1 30	0.002
	4800	Chip sample, mass. py-aspy-gn-sp	1.46	0.48	4.42	0.002
Nimbus II	82461	40 cm wide qtz vein w/aspy-gn-sp	1.80	0.06	2 13	0.026
	82462	20 cm wide qtz vein w/aspy-gn-sp	0.12	0.02	0.02	0.004
Porcupine	7833	15 cm wide pyrite vein	1.36	70*	0.42	0.002
	7834	Altered syenite, yellow-green	465*	66*	1.1*	<5**

5.3.4 BEAR GRID

Leaper Showing (Plate 1)
A number of discontinuous iron carbonate-quartz-galena veins were found cutting syenite on the ridge in the northeast corner of the Bear grid They varied in width from 2.5 cm to 30 cm, and contained from 10% to 50% galena Grab samples from three of these veins gave the following results

Table 14 ANALYTICAL RESULTS, LEAPER SHOWING VEIN SAMPLES

Sample	Pb %	Ag opt	Au opt
7830	16 23	4.15	< 002
7831	72 98	9.06	< 002
7832	12 62	1 96	<.002

MINERALIZATION

5.3 CENTRAL MINERAL BELT Continued

BEAR GRID

Leaper Showing Continued

Similar vein material was found below a ridge two kilometres south (Plate 1) Four samples of mineralized float, 25m to 50m apart, gave the results in Table 15

Table 15 ANALYTICAL RESULTS, MINERALIZED VEIN FLOAT

Sample	Description	Pb %	Zn %	Ag opt	Au opt
4778	Pyritic volcanic	1.02	0 06	0.50	0 002
4779	Fe carbonate-qtz vein + py + gn	21.64	3.20	22.79	0.002
4780	Fe carbonate-qtz vein + gn	53.80	0.21	35.45	0.002
4785	Fe carbonate-qtz vein + py	0.24	0.14	0.64	0.002

On the ridge above the sampled points there are sporadic narrow ankerite-quartz veins without sulphides. They appeared to be steeply dipping with a northwesterly strike.

Bid Mineral Zone (Plate 1)

This was described as a silver-lead-arsenic occurrence in the 1985 report (Cordilleran Engineering, 1985). During the present investigation a few narrow quartz-galena veins were seen.

Bear Showing (Plate 1)

This showing consists of two narrow quartz-pyrite-arsenopyrite veins approximately 100m apart, steeply dipping and striking northeasterly, hosted by syenite A number of quartz-ankerite-pyrite-pyrrhotite boulders with traces of sphalerite-galena-arsenopyrite-chalcopyrite were found at the base of the slope north of the veins Five samples were collected

Table 16 ANALYTICAL RESULTS, BEAR SHOWING SAMPLES

Sample	Description	Pb %	Zn %	Ag opt	Au opt	Cu %
7827	Qtz vein with py, west showing	0.49	400*	0 48	0 002	
7828	Irregular qtz-py vein, east showing	0.40	285*	0 94	0.023	
52334	Rusty vein in syenite, with py			0 7*	<5**	
52335	Chip sample, mineralized boulders	0 65	2.72	0 12	0.002	0 08
52336	Qtz-ankerite vein with sp	0 10	1 56	1 4*	<5**	0 08

MINERALIZATION
5.3 CENTRAL MINERAL BELT Continued

BEAR GRID

Coxall Showing (Plate 1)
This was previously described (Cordilleran Engineering, 1985) as comprising arsenopyrite-quartz and chalcopyrite-pyrrhotite veins hosted by Mississippian volcanic rocks These veins were not found during the present work A scorodite (secondary arsenic mineral) stained fracture in a dark grey phyllite was sampled, and gave anomalous values in gold and silver - sample #7829, 4.1 ppm Ag, 220 ppb Au.

The Bid, Bear and Coxall occurrences are spatially related to a steeply dipping north-south fault with minor apparent displacement. This is a branch of the Seagull Creek Fault, traceable for 15 km along the east side of the Seagull Creek valley, which has juxtaposed Cambro-Ordovician sediments and Mississippian volcanics. This fault is the boundary between the Central and Western mineral belts.

5.4 WESTERN MINERAL BELT

5.4.1 SEAGULL GRID

Geologic traverses were run south from Seagull Lake along Seagull Creek and the access road, in the northeastern corner of the 1985 Seagull grid. Boulders variably mineralized with quartz, pyrite, pyrrhotite, arsenopyrite, galena or magnetite were sampled The sample locations are shown on Plate 1, and the analytical results reported in Table 17. The majority of the samples were anomalous in silver and gold.

Table 17 ANALYTICAL RESULTS, SEAGULL CREEK SAMPLES

Sample	Description	Pb %	Zn %	Ag opt	Au opt
82401	Black shale with fine grained py	0.06	0.02	< 02	0 008
82402	Qtz boulder with py-aspy			0.14	0 014
82403	Fe carbonate boulder with magnetite			<.02	< 002
82406	Qtz-py-gn vein			3.95	0 009
82407	Mass py boulder			1.15	0 008
82408	Boulder with qtz-py-aspy			<.02	0 004
82409	Mass aspy-py-po boulder			0 40	0 012
52345	Chip sample from mass po-aspy boulder			0.29	0 015
52346	Boulder, phyllite with diss py			< 02	0 003
52347	Qtz vein float with diss py			< 02	< 002
52354	Rusty dyke boulder with magnetite			< 02	< 002
52355	Mafic dyke boulder with diss. magnetite			<.02	0.002
52356	Mafic dyke boulder with diss magnetite			< 02	<.002
82444	Mass aspy-py float in creek		32*	4 4*	240**
82445	Rusty py-aspy boulders		21*	9 0*	170**
82446	Mafic dyke boulder with patchy po			0 8*	<5**
82447	Skarn boulder with py		65*	0 7*	65**

MINERALIZATION
5.4 WESTERN MINERAL BELT Continued

5.4.2 VOLE GRID

This grid was established across the Seagull Creek valley in an area of very sparse outcrop to confirm the anomalous soil sample results obtained in 1985, and to control subsequent geophysical surveys Angular pieces of iron carbonate-quartz vein containing disseminated arsenopyrite were found below an outcrop of sericitic quartzite. Analytical results were low (Sample #7842, 18 ppm Pb, 48 ppm Zn, 0 2 ppm Ag, <5 ppb Au)

At the west edge of the grid are extensive rusty-orange weathering outcrops of cliff-forming quartzite overlain by buff weathering Silurian silty dolomite Both strike approximately east-west and dip 20 to 30 degrees south. The quartzite is cut in many places by narrow iron carbonate +quartz veins. A soil sample taken from scree containing numerous vein fragments assayed 0 12 opt Au, 3.36 opt Ag. Two sulphide showings, the Mouse and the Trout, lie north and south of the Vole Grid.

Mouse Showing (Plate 1)
This showing, comprised of iron carbonate-quartz-sulphide veins, disseminated pyrite and pyrrhotite and small lenses of massive pyrite-pyrrhotite, hosted by coarse grained syenite, was found east of Seagull Creek immediately north of the Vole grid. All the samples, located on Figure 9, returned low values in gold and silver (Table 18)

Table 18 ANALYTICAL RESULTS, MOUSE SHOWING SAMPLES

Sample No.	Description	Ag opt	Au opt
52348	Rusty, pyritic qtz vein in syenite	0 21	<.002
52349	Rusty, pyritic qtz vein in syenite	< 02	< 002
52350	Rusty qtz vein in syenite with aspy	< 02	< 002
52351	Pyritic qtz float	<.02	< 008
52352	Mass po boulder	< 02	0 002
52353	Rusty pyritic vein	< 02	< 002
52359	Qtz float with aspy	<.02	< 002
52360	Qtz vein with py in syenite	< 02	< 002
52361	Qtz vein float with magnetite	< 02	<.002

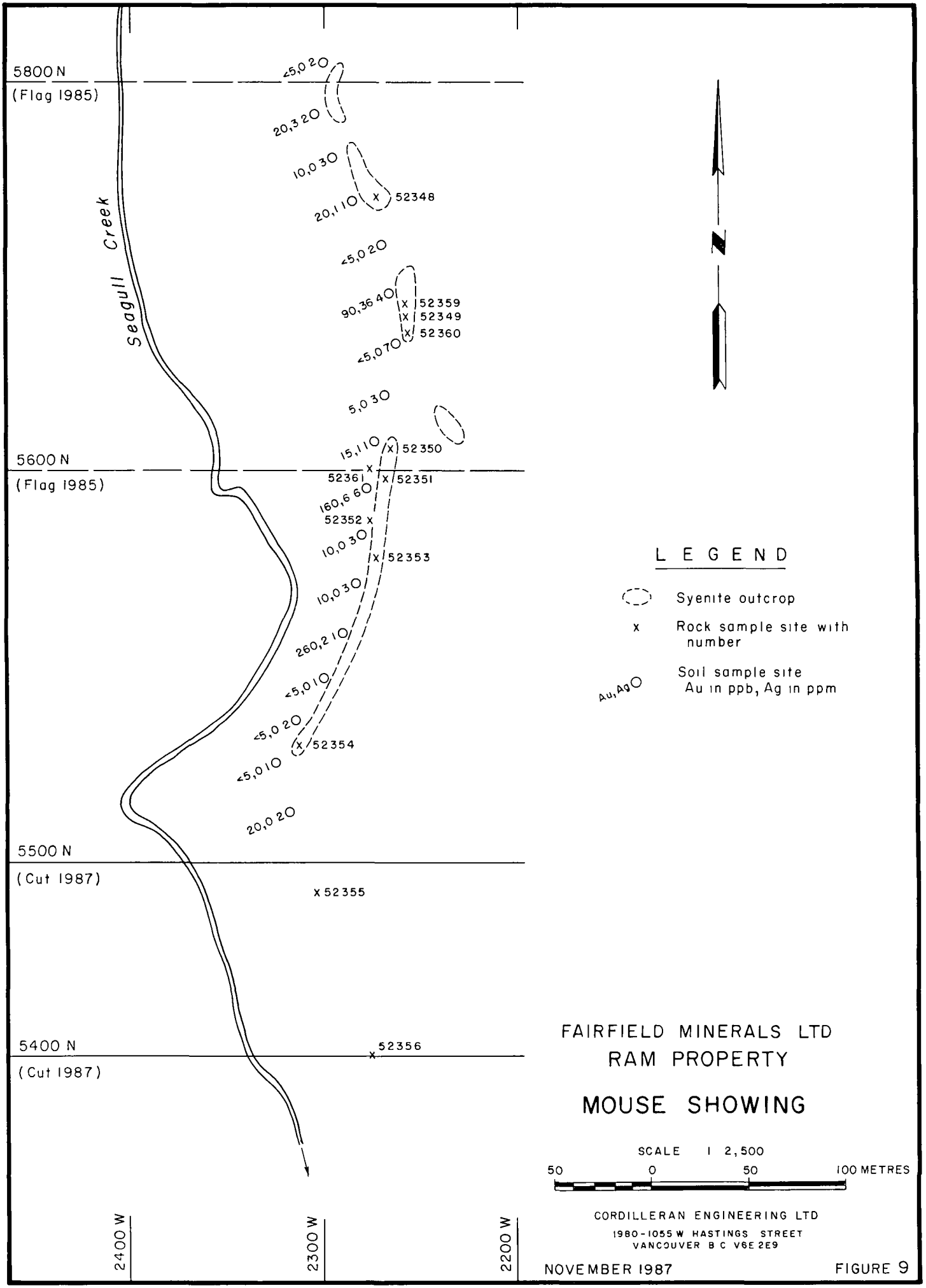
5800 N
(Flag 1985)
5600 N
(Flag 1985)
5500 N
(Cut 1987)
5400 N
(Cut 1987)
Seagull Creek
<5,020
20,320
10,030
20,110
52348
<5,020
90,360
52359
52349
52360
<5,070
5,030
15,110
52350
52361
52351
160,660
52352
10,030
52353
10,030
260,210
<5,010
<5,020
52354
<5,010
20,020
52355
52356
2400 W
2300 W
2200 W
LEGEND
Syenite outcrop
x Rock sample site with number
Au,Ag Soil sample site Au in ppb, Ag in ppm
FAIRFIELD MINERALS LTD
RAM PROPERTY
MOUSE SHOWING
SCALE 1 2,500
50 0 50 100 METRES
CORDILLERAN ENGINEERING LTD
1980-1055 W HASTINGS STREET
VANCOUVER B C V6E 2E9
NOVEMBER 1987
FIGURE 9

MINERALIZATION
5.4 WESTERN MINERAL BELT Continued

VOLE GRID

Trout Showing (Plate 1)

A small grid was established in 1987 to control mapping and sampling in the vicinity of the Trout massive sulphide showing found in 1985 The showing, consisting of a vein of massive pyrrhotite-pyrite -arsenopyrite-quartz, is on the north and south banks of Trout Creek (Figure 10) Hand trenching on the north bank exposed a width of 6 0 m without reaching the hanging wall, on the south bank 4 5 m of width was uncovered The exposed length from south to north is approximately 10 m; the zone was traced for 100 m to the north with mineralized boulders. To the south it is covered with over 30 m of overburden The sulphide body strikes 170 degrees and appears to dip 40 to 70 degrees to the east. It is parallel to, and may be occupying, a narrow fault zone which has placed Cambro-Ordovician black limestone and calcareous phyllite (Unit 1) in contact with younger, non-calcareous black shale (Unit 2). Quartz-sulphide veins and pyrrhotite boulders were also found in a gully 150 m northeast of the showing.

Chip samples from the showing and grab samples from massive sulphide boulders to the north have returned very encouraging results (Table 19).

Table 19 ANALYTICAL RESULTS, TROUT SHOWING SAMPLES

Sample	Description	Pb ppm	Zn ppm	Ag opt	Au opt	Cu ppm	As %
52319	Chip sample, north bank, 0-3m west to east, mass. py, aspy	1850	4550	1.29	< 002	440	0.62
52320	Chip sample, north bank, 3-6m west to east, mass. py, aspy	5900	13500	4.52	0.003	180	5 30
52321	Boulder, qtz with 45% py	1650	2550	1.31	0.002	126	580*
52322	Boulder, qtz. with 35% aspy, 15% py	10000	2 34%	8.22	0.006	172	15.52
52323	Boulder, qtz with 50% py, 5% aspy	2500	6400	2 02	0 002	160	1.60
52324	Boulder, qtz. with 50% py, 20% aspy	1 44%	17000	12 65	0 005	860	6.96
52325	Boulder, qtz with 75% py, 3% aspy	1 31%	3 38%	7 65	0 002	132	0 52
52337	Boulder, qtz with 20% py, 15% po	612	585	0 51	0 362	152	0 03
52338	Boulder, qtz with 30% py, 1% gn(?)	2050	1700	1 37	0 003	116	0 97
52339	Chip sample, south bank, 0-4 5m west to east, mass py,aspy,po	2750	3300	1 91	0 002	360	0 88
52340	15 cm qtz vein with aspy	60	41	0 10	0 010	8	9 96
52341	5 cm qtz vein with py	76	550	0.14	< 002	64	300*
52342	10 cm qtz vein with po	13	71	<.02	<.002	80	179*
52343	Rusty, phyllite with qtz			< 02	< 002		
52344	Boulder, mass po in gully			<.02	0 002		
52357	Dark grey limestone			< 02	< 002		
52358	Boulder, marble with 3% po			< 02	< 002		
82410	Qtz vein with py, aspy	5500	2 53%	5 15	0.004	400	3 98

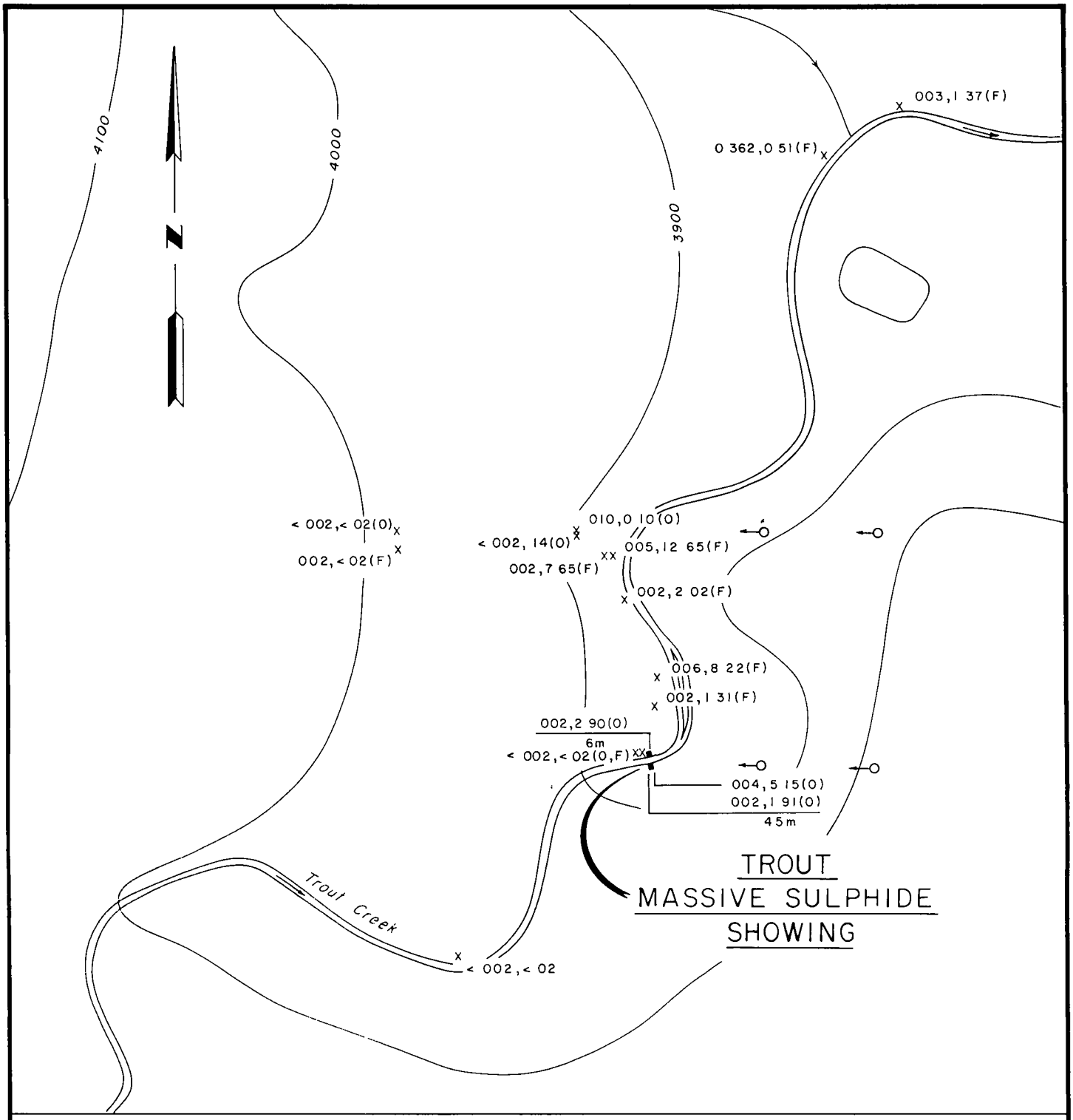

LEGEND

- Proposed diamond drill hole
- x Grab sample location
- • Chip sample location
- 002,2 90 / 6m — Au oz/t, Ag oz/t / chip sample length
- (O) Outcrop sample
- (F) Float sample

Contour interval in feet

FAIRFIELD MINERALS LTD

RAM PROPERTY

SEAGULL GRID

TROUT SHOWING

SCALE 1 2,500

50 0 50 100 METRES

CORDILLERAN ENGINEERING LTD
1980-1055 W HASTINGS STREET
VANCOUVER, B C V6E 2E9

NOVEMBER 1987

FIGURE 10

6.0 SOIL GEOCHEMISTRY

6.1 INTRODUCTION

A total of 7213 samples were collected from the "B" or "C" soil horizons in nine areas on the Ram property. On the Fox/Falcon, Ram/Fox, Mat, South, Grayling and Bear grids (Figure 3, pg 10) samples were collected at 50 m intervals on lines 200 m apart. On the Vole grid the line spacing was 100 m, on the Trout grid 50 m, and on the P/GWN grid both 50 m and 25 m. On the latter grid the samples were collected at 25 m intervals. The sample material was placed in kraft-paper bags. Each station and sample were marked with the grid coordinates and local physiography, sample depth, colour and texture noted.

After partially drying the samples in camp, they were shipped to the Bondar-Clegg and Company Ltd laboratory in Whitehorse, Yukon for complete drying and sieving to produce a minus 80 mesh fraction. This material was then shipped to Bondar-Clegg's North Vancouver laboratory for analysis. The analytical techniques used are summarized below

Table 20 **GEOCHEMICAL ANALYTICAL TECHNIQUES**

Element	Detection Limits		Extraction	Analysis
	Lower	Upper		
Pb	2 ppm	10000 ppm	HNO3-HCl hot	Atomic Absorption
Zn	1 ppm	20000 ppm	" " "	Atomic Absorption
Ag	0.1 ppm	50 ppm	" " "	Atomic Absorption
Cu	1 ppm	20000 ppm	" " "	Atomic Absorption
Au	5 ppb	10000 ppb	Fire assay	Fire assay - AAS
As	2 ppm	1000 ppm	HNO3-HClO4 hot	Colourimetric
W	2 ppm	2000 ppm	Carbonate sinter	Colourimetric

Laboratory analytical results are appended to this report.

6.2 SAMPLE STATISTICS

Samples were collected from the Eastern mineral belt (Ram/Fox and Fox/Falcon grids), the Central mineral belt (South, Mat, Grayling and Bear grids) and the Western mineral belt (Vole and Trout grids) Means and standard deviations were determined for each element on a grid basis (Table 21) The statistics for the Au results from samples collected from the Grayling grid (Central mineral belt) in 1985 are included for comparison

SOIL GEOCHEMISTRY
6.2 SAMPLE STATISTICS Continued

Table 21 STATISTICAL PARAMETERS FOR Pb, Zn, Ag, Au and Cu and As

Grid	N	Pb, ppm $\bar{x}$	$\bar{x}+\sigma x$	$\bar{x}+2\sigma x$	$\bar{x}+3\sigma x$	Zn, ppm $\bar{x}$	$\bar{x}+\sigma x$	$\bar{x}+2\sigma x$	$\bar{x}+3\sigma x$	Ag, ppm $\bar{x}$	$\bar{x}+\sigma x$	$\bar{x}+2\sigma x$	$\bar{x}+3\sigma x$
Ram/Fox	715	28	76	207	566	138	372	998	2680	0 37	0 88	2 05	4 80
Fox/ Falcon	468	32	82	210	537	127	338	896	2377	0 40	0 94	2 22	5 24
Combined	1183	29	78	209	559	134	358	958	2560	0 38	0 88	2 06	4.82
South/ Mat	3094									0.21	0.43	0.85	1.69
Bear	1526									0.18	0.39	0.83	1.79
Combined	4620									0.20	0.42	0.86	1.78
P/GWN	276	24	73	224	686	64	193	578	1734	0.22	0.44	0.90	1.84
Vole & Trout (1985)	682	39	112	319	906					0.28	0.67	1.62	3.91

Grid	N	Au, ppb $\bar{x}$	$\bar{x}+\sigma x$	$\bar{x}+2\sigma x$	$\bar{x}+3\sigma x$	Cu, ppm $\bar{x}$	$\bar{x}+\sigma x$	$\bar{x}+2\sigma x$	$\bar{x}+3\sigma x$	As, ppm $\bar{x}$	$\bar{x}+\sigma x$	$\bar{x}+2\sigma x$	$\bar{x}+3\sigma x$
South/ Mat	3111	2.44	4.77	9.31	18.19								
Bear	1525	2.50	5.36	11.48	24 60								
Combined	4636	2.46	4.96	10.00	20.17								
P/GWN	275					20	76	289	1098				
Grayling (1985)	1116	2.49	5 07	10.35	21 11								
Vole & Trout (1985)	545	2 54	5.59	12 29	27 05					47	169	610	2202

The Vole grid was established in 1987 over an area determined to be geochemically anomalous after the 1985 soil survey. To determine statistical parameters for Pb and Ag for the Vole grid, sample results from an area approximately six times the Vole grid were used 545 samples were also analyzed for Au and As.

To classify the results, values less than the mean ($\bar{x}$) are taken as background, the mean plus one standard deviation is used as the threshold, and values greater than the mean plus two standard deviations are considered as anomalous

SOIL GEOCHEMISTRY

6.2 SAMPLE STATISTICS Continued

The analytical results are presented on Figures 11 to 34 and Plates 4 to 11. Gold values less than 5 ppb have not been plotted Strongly anomalous values for Au (20 ppb and greater), anomalous values for Pb, Ag and Cu, and weakly anomalous values for Zn, are contoured on the maps In the following sections, the results from the geochemical soil surveys are discussed grid by grid The anomalies are identified by letter or name, these identifiers are on the indicated maps

6.3 EASTERN MINERAL BELT

6.3.1 FOX/FALCON GRID (Plate 4)

The **Fox/Falcon anomaly** is located between 3200N and 3400N on a west-facing ridge. Anomalous results - Pb to 1150 ppm, Zn to 4000 ppm and Ag to 15.0 ppm - extend down the ridge and on both flanks from 0W to 200W. The cause of the anomaly was a sparsely mineralized volcanic horizon (see Mineralization).

Anomaly B was defined by moderate Pb (230-460 ppm) and Ag (2.5-3.6 ppm) results between 600E and 900E on line 2400N. The anomalous section extends from just below to just above treeline Numerous pieces of iron carbonate-quartz vein float with pyrite and/or galena were found on the talus slope above the anomaly, barite float + galena and pieces of massive galena were found near an outcrop below the anomaly. Bedrock in the area consists of grey-green fine-grained intermediate volcanics (7a) with up to 10% fine disseminated pyrite. Ankerite-quartz veins were found cutting the volcanics, but no sulphides were seen Float samples gave the following results.

Table 22 ANALYTICAL RESULTS, FOX/FALCON GRID ANOMALY B SAMPLES

Sample	Description	Pb %	Zn ppm	Ag opt	Au opt
52301	Qtz vein + 20% gn	11 50		2 25	< 002
52302	Qtz vein + 7% gn	0 24		0 08	< 002
52303	Qtz vein + py	485*	40	3 5*	5**
52304	Volcanic + diss py	121*	115	2 6*	<5**
52305	Barite + 15% gn	2 25		0 29	< 002
52306	Mass gn	71 13		7 41	< 002
52307	Volcanic + diss py	0 94	505	4 2*	<5**

The galena-bearing float probably caused the anomaly, but the source of the high-grade float was not found More work is required

SOIL GEOCHEMISTRY
6.3 EASTERN MINERAL BELT

FOX/FALCON GRID Continued

Anomaly C is defined by zinc values between 335 ppm and 6500 ppm, occurring over 600 m of a west-facing slope above a creek To the south it is underlain by brown weathering fine-grained volcanics (7a?), and to the north by a phyllite (6?) Quartz-ankerite veining was found in all outcrops, but no sulphides were seen Samples of vein material gave the results below

Table 23 ANALYTICAL RESULTS, FOX/FALCON GRID ANOMALY C SAMPLES

Sample No.	Pb ppm	Zn ppm	Ag ppm
82411	2	33	<.1
82412	<2	16	<.1
82413	2	25	<.1
82414	4	32	2.2
82415	32	132	<.1

The soil values in Anomaly C are generally all higher in Zn, Pb and Ag than the veins sampled.

Anomaly D was defined by moderately anomalous Zn. It is located in thick brush near a swamp below the break in slope, at the western ends of lines 3600N and 3800N, down slope from the Fox/Falcon anomaly No outcrop was found in the vicinity; upslope was brush-covered talus. Anomaly D is probably hydromorphic.

Anomaly E is defined by weak to moderately anomalous Pb and Zn values, in an area of thick brush near the valley bottom. No outcrop was found, sparse float consisted of syenite ± pyrite.

6.3.2 RAM/FOX GRID (Plate 5)

The **Bnob anomaly** is on a forest covered slope approximately 300m north of the Bnob showings and 100 m lower in elevation Soil sample results from the preliminary grid returned anomalous to strongly anomalous values in Ag (2 0 ppm to 11 0 ppm), scattered anomalous values in Pb (220 ppm to 440 ppm), and a few elevated Au values (5 ppb to 240 ppb), between 2200E and 2800E on lines 5600N and 5800N Weakly anomalous Zn values were peripheral and down slope The Ag and Pb values are similar to those returned by previous work to the south

A more detailed grid was established and sampled (Plate 6) Two small "kill-zones" and a number of patches of ferruginous soil were found Samples of mineralized float and ferricrete (iron-oxide cemented soil) gave results lower than the soil samples (Table 24) More work is required in this area

SOIL GEOCHEMISTRY
6.3 EASTERN MINERAL BELT

RAM/FOX GRID Continued

Table 24 ANALYTICAL RESULTS, RAM/FOX GRID, BNOB ANOMALY SAMPLES

Sample	Description	Pb ppm	Zn ppm	Ag ppm	Au ppb	Cu ppm
16842	Ferricrete from kill zone	100	340	0.7	<5	
16843	Ferricrete from kill zone	43	152	0 6	<5	
16844	Syenite float with diss py	20	144	0 4	<5	
16845	Rhyolite with diss py	20	12	0 5	<5	
16846	Altered syenite float with diss. py	70		1.0	10	4

Anomaly B was defined by 455 ppm Pb, 820 ppm Zn and 2.8 ppm Ag at 7200N, 4450E Quartz ankerite vein fragments containing pyrite were found in the sample hole (#52315 - 0.3 ppm Ag, <5 ppb Au).

Anomaly C (7200N, 3650E-3700E) consists of anomalous Zn (4580-530 ppm) and a highly anomalous Pb - 1900 ppm.

The anomalous area is heavily forested, base of slope environment, no outcrop or float was found in the vicinity.

Anomaly D is fairly extensive (6200N-6400N, 4000E-4200E) with weak to anomalous Zn (420 ppm - 1850 ppm) and anomalous Pb (255 ppm - 570 ppm) The area is underlain by dolomite (Unit 4) with abundant quartz-carbonate veins. No sulphides were seen. One vein sample (#52318) gave 715 ppm Pb, 420 ppm Zn, 0.9 ppm Ag and <5 ppb Au. It was concluded that the anomalous conditions were a result of weathering of the veins.

Anomaly E consists of weakly anomalous Zn results (360 ppm to 710 ppm) between 4700E and 5000E on line 6400N. Vegetation consists of buckbrush and spruce trees on a thick mossy forest floor below a talus slope Sparse float of barren quartz and rusty metavolcanic was found - a sample of the latter (#52317) at 5250E, 6400N gave 580 ppm Pb, 3000 ppm Zn, 0 8 ppm Ag and <5 ppb Au More work may be warranted in this area

Anomaly F was defined by two Zn results on line 7400N - 840 ppm at 4700E and 1350 ppm at 4750E They are on the crest of a NE trending ridge of metavolcanic (Unit 7a) Quartz-ankerite veining is abundant in the volcanics and as float in the soil Sample #52316 of a 5 cm quartz-ankerite vein with galena assayed 4 49% Pb, 2 52% Zn and 0 68 opt Ag

SOIL GEOCHEMISTRY

6.4 CENTRAL MINERAL BELT

6.4.1 SOUTH GRID (Plate 7; Figures 11-17)

Soil samples from this grid were analyzed for Au and Ag Two of the areas defined as anomalous (A & B) are on, or downslope from, skarn showings

Anomaly A (20 ppb to 30 ppb Au) is parallel to and immediately below the North Skarn.

Anomaly B, marked by Au values to 440 ppb and Ag to >50 ppm, overlies the South Skarn Four rock samples (#82456-59, Table 8, page 26) assayed <.002 opt Au to 0.019 opt Au and 0.41 opt Ag to 13.16 opt Ag. Detailed 25 m by 25 m grids were sampled around the higher values on lines 2200S, 2400S and 2600W. These grids were on a steep south-facing brush and talus covered slope with poor soil development. The results are plotted on Figures 11 to 13; there are a number of moderately to strongly anomalous Au and Ag values. Trenching or drilling is required to determine if the anomaly is underlain by mineralization, or is the result of dispersion from the South Skarn showing.

Anomaly C, approximately 200 m by 800 m, contains scattered Au values to 80 ppb. It is located between 2700E and 3500E on lines 2600S and 2800S, on a gentle coniferous forest covered slope. No outcrop was found; float consisted of an occasional boulder of metasediment (Unit 7e) or syenite. This anomaly is approximately 1 km downslope from the South Skarn showing. The cause of this anomaly was not found; more investigation is required.

Anomaly D, with Au values similar to Anomaly C, extends from 1400E on line 3200S to 3000E on line 3600W The west half of the anomaly crosses a ridge underlain by andesitic and rhyolitic volcanic rocks containing up to 40% fine disseminated pyrite The east half is similar to Anomaly C Analytical results from four rock samples are comparable to the soil samples in Au but higher in Ag (Table 25).

Table 25 ANALYTICAL RESULTS, SOUTH GRID ANOMALY D SAMPLES

Sample	Description	Pb %	Zn ppm	Ag ppm	Au ppb	Cu %
52308	Andesite with 15% py			6 3	10	
52309	Andesite with 40% py			0 7	<5	
52312	Andesite with 20% py	0.14	176	21 0	25	0.03
52314	Rhyolite with 20% py			1 4	5	

This anomaly is bounded on the northwest and southwest by faults.

SOIL GEOCHEMISTRY

6.4 CENTRAL MINERAL BELT Continued

SOUTH GRID Continued

Anomaly E is defined by Au values of 5 ppb to 170 ppb between 500E and 650E on line 3800S Lower values occur north and south A 25 m by 25 m grid was sampled around the 170 ppb value (600E). The results, plotted on Figure 14, define a strong Au anomaly measuring 50 m by 50 m. More work is required in this area

Anomaly F, containing Ag values between 0.9 ppm and 2.4 ppm, extends from 5800S, 400E to 7000S, 1200E. It follows a southeast trending ridge underlain by syenite and includes the Goat showing (see Mineralization). There are a number of thin quartz-pyrite ± galena-sphalerite veins along the ridge which assayed <.02 opt Ag to 5.34 opt Ag, enough to produce this anomaly.

Spot Anomalies **(Figures 15-17)**
High Au soil values were returned by a number of samples. Detailed 25 m by 25 m grids were sampled around those at 2800S, 3100E (80 ppb); 1800S, 2250E (200 ppb) and 400S, 2400E (220 ppb). The results are presented on Figures 15 to 17. Only the samples from around 1800S, 2250E gave significant values in Au (5 to 130 ppb) and Ag (0.4 to 2.1 ppm). This sample site is on the trend of the skarn between the South Skarn and the GWN showing, and is believed to reflect this mineralization.

6.4.2 P/GWN GRID **(Plates 7 and 8)**

This grid was established and sampled to determine if the mineralized skarn horizon had a geochemical signature

The P-Zone massive sulphide "vein" has been exposed intermittently between 1100S, 1875E and 825S, 1800E A coincident Cu-Ag anomaly marks its location between 950S, 1825E and 825S, 1800E. The Cu-Zn anomaly to the north of the Cu-Ag anomaly follows drainage

The sulphide-skarn cliff of the GWN showing is indicated on Plate 8 A Pb anomaly overlies the western half while coincident Cu and Zn anomalies trace the eastern part Ag is generally weakly anomalous The cause of the Pb anomaly in the southwest corner of the GWN grid has not been determined

SOIL GEOCHEMISTRY
6.4 CENTRAL MINERAL BELT Continued

6.4.3 GRAYLING GRID (Plate 9; Figures 18-20)

The Grayling Anomaly (Ag, Au, Pb) was delineated by soil sampling on lines 200 m apart in 1985 It extended northwesterly from the Grayling showing to the Pika showing Intermediate lines were sampled in 1987, and the samples analyzed for Au and Ag The results (Plate 9) confirmed the presence and extent of this anomaly Mapping in the area determined that the anomaly was underlain by talus and scree containing numerous pieces of ankerite-quartz vein material variably mineralized with pyrite and/or galena Veins of similar composition (Grayling Vein Zone) were found cutting the syenite in the bluffs above the anomaly. Ten samples from these veins gave the results in Table 26; the results correspond to the anomalous soil values.

Table 26 ANALYTICAL RESULTS ANKERITE-QUARTZ-SULPHIDE VEINS, GRAYLING VEIN ZONE

Sample	Description	Pb ppm	Zn ppm	Ag ppm	Au ppb
4789	Rusty patches of siderite in qtz	181	165	2.2	25
4790	Qtz-calcite vein	187	148	1.3	<5
4791	Vein with gn-py	3.80%		2.29 opt	110
4792	Rusty Fe carbonate-qtz vein	320	77	2.0	<5
4793	Fe carbonate-qtz vein + py	189	55	0.8	<5
4794	0.5m wide, 3m chip sample, with py	0.92%	18500	17.0	440
4795	0 5m wide, 25m chip sample, with py	146	158	2.0	<5
4796	Limonitic vein with galena	9.20%		2.13 opt	460
4797	0.4m wide, 20m chip sample	560	142	1.8	<5
4798	Vein containing aspy, tetrahedrite(?)	0.22%	0.01%	0.35 opt	0.025 opt

Spot Anomalies (Figures 18-20)
There were significant Au soil results from the 1985 soil survey at 1000N, 3550E (45 ppb); 1400N, 4200E (35 ppb) and 1800N, 1500E-1600E-1700E (45 ppb, 150 ppb, 85 ppb) 25 m by 25 m grids were sampled around these points, the results are presented on Figures 18 to 20 No cause was found for the apparent trends at Anomalies A and B The grouping of 10 ppb to 20 ppb Au values around 1700N, 1650E (Anomaly C) may be due to dispersion from the Loon showing, 75 m uphill to the south

6.4.4 MAT GRID (Plate 10)

A linear Ag soil anomaly (0 9 ppm to 1 9 ppm Ag) follows a northwesterly trending creek on the Mat grid This creek marks a major fault which extends for 12 km, and which appears to have controlled emplacement of the Mat massive sulphide showing The high Ag and Au values at 5150S, 800W are related to this showing

SOIL GEOCHEMISTRY
6.4 CENTRAL MINERAL BELT Continued

6.4.5 BEAR GRID (Plate 11)

The Bid, Bear and Coxall mineral zones, described previously, appear to be related to a major fault Only the Bid zone has soil anomalies associated with it

The **Bid anomaly** has three parts The first is a narrow Ag anomaly (1 9 - 8 3 ppm) dispersed down slope from a quartz-galena vein exposure The second is a coincident Au-Ag soil anomaly east of the fault, extending from 4400N to 5200N. Ag values range from 0 6 ppm to 30 ppm, Au values from background to 35 ppb. The third anomaly is further east on lines 4400N to 4800N, and is defined by Au values between 5 ppb and 500 ppb. The soil anomalies are on gentle talus covered alpine slopes. From scattered outcrops they appear to be underlain by medium to fine grained syenite and roof pendants of Mississippian sediments and volcanics (units 7c, 7b and 7a). This area needs more detailed mapping and sampling.

The **Klippa anomaly**, between 600E and 970E on line 2800N, has gold values between 5 ppb and 240 ppb. It is underlain by Siluro-Devonian silty dolomite which was thrust over Mississippian sediments. The reason for this anomaly has not been determined.

Anomaly A consists of two soil Au anomalies and a Ag anomaly on lines 3000N to 3600N, 600 m to 800 m east of the Bear mineral zone. The Au anomalies (20 - 80 ppb) are underlain by Mississippian sediments, and the Ag anomaly (1.1 - 2.4 ppm) crosses a sediment/syenite contact. The anomalies may be due to the quartz-carbonate veins found in the area, but more work is warranted.

Anomaly B is a large area, possibly underlain by Cambro-Ordovician phyllite and schist, with scattered weakly to strongly anomalous Au soil results (5 - 95 ppb). No outcrop was found The dispersed values may reflect mineralization in the Fault zone which crosses the area

Anomaly C is defined by Ag values between 1.0 ppm and 2 0 ppm It is underlain by silty dolomite.

The **Wolf anomalies** are narrow, linear zones with gold values between 30 ppb and 320 ppb on a gentle wooded slope. An isolated sample collected near a creek returned 1950 ppb Au These anomalies may reflect north-trending vein mineralization Detailed sampling and trenching are required

SOIL GEOCHEMISTRY

6.5 WESTERN MINERAL BELT

6.5.1 VOLE GRID (Figure 21; Figures 22-33)

The Vole grid occupies the southern part of the 1985 Seagull grid Analysis of samples previously collected in this area generated two Au-Ag-As soil anomalies, Upper and Lower Vole The area between 4600N and 5500N, 2000W to 3200W, was resampled on a 50 m by 100 m grid during 1987, and the samples analyzed for Au and Ag The results, presented on Figure 21, confirmed the two anomalous areas

The **Upper Vole anomaly** is in scree and talus derived from cliff-forming Siluro-Devonian sericitic quartzite and overlying tan silty dolomite cut by numerous ankerite-quartz ± sulphide veins. Soil sample 5400N, 2950E from this anomaly assayed 0.12 opt Au, 3.36 opt Ag.

The **Lower Vole Anomaly** is centered on 2600W between 4800N and 5500N, and is open to the north. It is on the west side of Seagull Creek, largely on a brush covered bench but extending 50 m to 100 m up a forested slope. The south end of the anomaly is damp to swampy, the remainder is well drained. From the limited outcrop along the creek side the anomaly is underlain by Cambro-Ordovician phyllite and Siluro-Devonian sericitic quartzite. Fragments of ankerite-quartz-arsenopyrite vein material were found near a sericitic quartzite outcrop at 2450W on line 4900N. A sample of this, #7842, ran 18 ppm Pb, 48 ppm Zn, 0.2 ppm Ag and <5 ppb Au. No other mineralization was found.

Geophysical surveys, reported elsewhere, were conducted over this area, moderate to strong I.P. anomalies coincide with both the Upper and Lower Vole geochemical anomalies.

The next phase of exploration in this area requires trenching or drilling

Spot Anomalies (Figures 24-33)
A number of the 1985 soil samples returned Au values greater than 50 ppb 25 m by 25 m grids were sampled around these points during the 1987 program The relative locations of the detail grids and the 1987 cut line grid are shown on Figure 22 (Lower Vole) and Figure 23 (Upper Vole) The results for the individual detail grids are presented on Figures 24 to 33 Four of the detail grids were mislocated initially and sampled relative to points on cut lines - these are identified as cut-line grids Samples from all the detail grids were analyzed for Au

Au results from the four contiguous Lower Vole Detail Grids are predominantly anomalous to strongly anomalous in Au (20 ppb to >100 ppb) Comparable results were returned from only one Upper Vole Detail Grid sample - 5100N, 2850W

SOIL GEOCHEMISTRY

6.5 WESTERN MINERAL BELT Continued

6.5.2 TROUT GRID (Figure 34)

This 50 m by 50 m grid was established and sampled in the vicinity of the Trout showing. In addition, 26 soil samples were collected at 5 m intervals along the trend of the mineralization. The results are presented on Figure 34. The highest Au results (25 ppb to 340 ppb) do not appear to be related to the known mineralization. The samples with the highest Au values, 320 ppb and 340 ppb, were collected at the edge of Trout Creek. Moderately anomalous Au results (5ppb to 15 ppb) which may be related to mineralization lie on the northeast corner of the grid. North of line 4400N and south of Trout Creek the overburden consists of thick deposits of gravel.

On the detail soil line, weakly to moderately anomalous Au values occur on the southern half of the line. This may indicate that the mineralized structure crossed beneath the soil line at approximately 4235N.

6.5.3 MOUSE SHOWING (Figure 9, page 36)

Seventeen soil samples were collected at 25 m intervals along the Seagull Creek side of the Mouse Showing. Three samples near mineralized outcrop were strongly anomalous in Au (90 ppb, 160 ppb, 260 ppb) and two of these returned 6.6 ppm and 36.4 ppm Ag. The remainder varied between <5 ppb and 20 ppb Au, and 0.1 ppm and 3.2 ppm Ag.



2 5ppb Au=less than 5 ppb Au

SYMBOLS
AG ppm
⊙
AU ppb

SOUTH GRID RAM PROPERTY

2200S 2050E GRID SOIL GEOCHEM

0 10 20 30 40 50 60 70 80 90 100

SCALE 1: 1000

Figure: 11



2 5ppb Au=less than 5 ppb Au

SYMBOLS
AG ppm
⊙
AU ppb

SOUTH GRID RAM PROPERTY

2400S 2125E GRID SOIL GEOCHEM

0 10 20 30 40 50 60 70 80 90 100

SCALE 1: 1000

Figure: 12

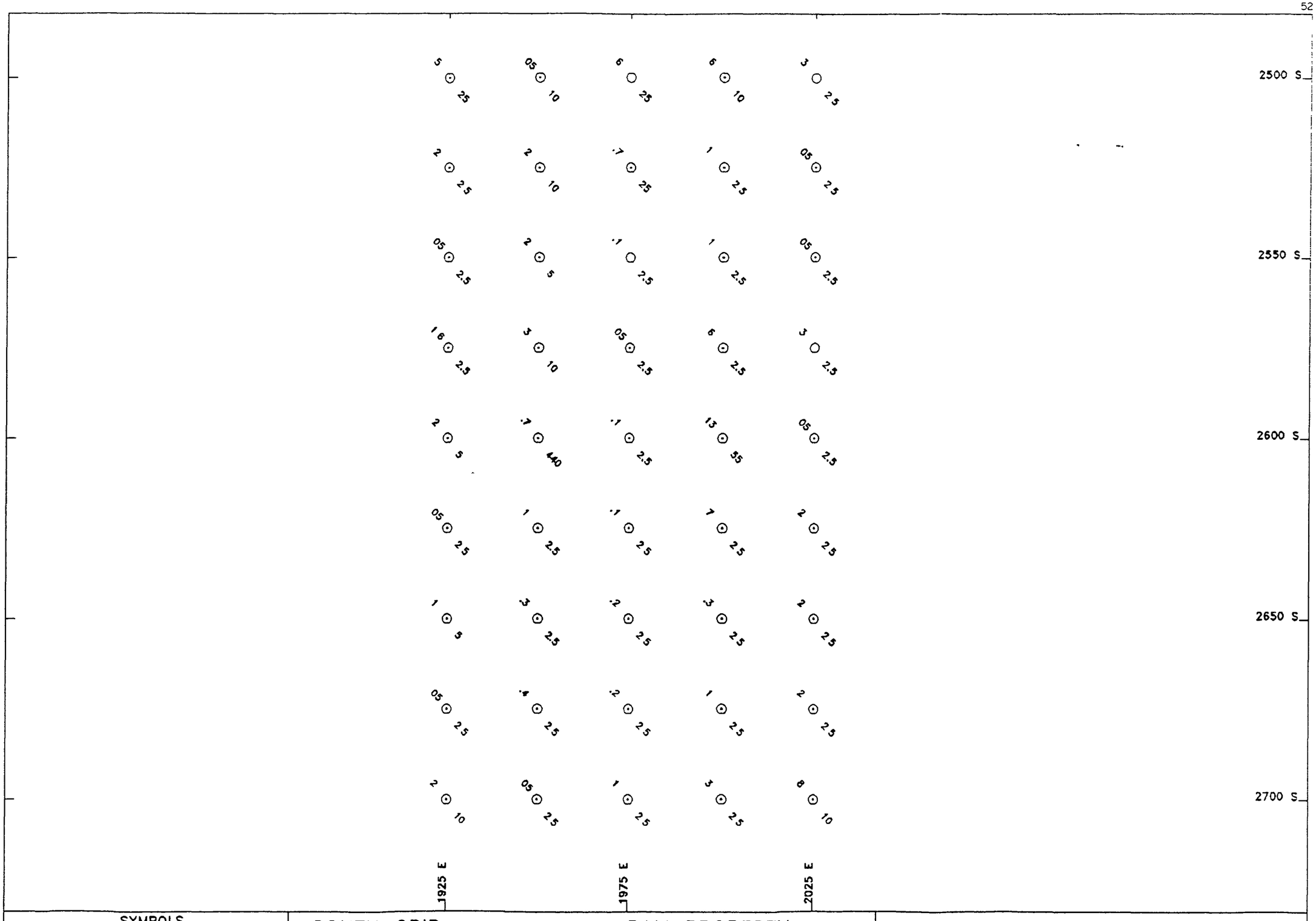

2 5ppb Au=less than 5 ppb Au

SYMBOLS
AG ppm
⊙
AU ppb

SOUTH GRID RAM PROPERTY

2600S 1975E GRID SOIL GEOCHEM

0 10 20 30 40 50 60 70 80 90 100

SCALE 1: 1000

Figure: 13

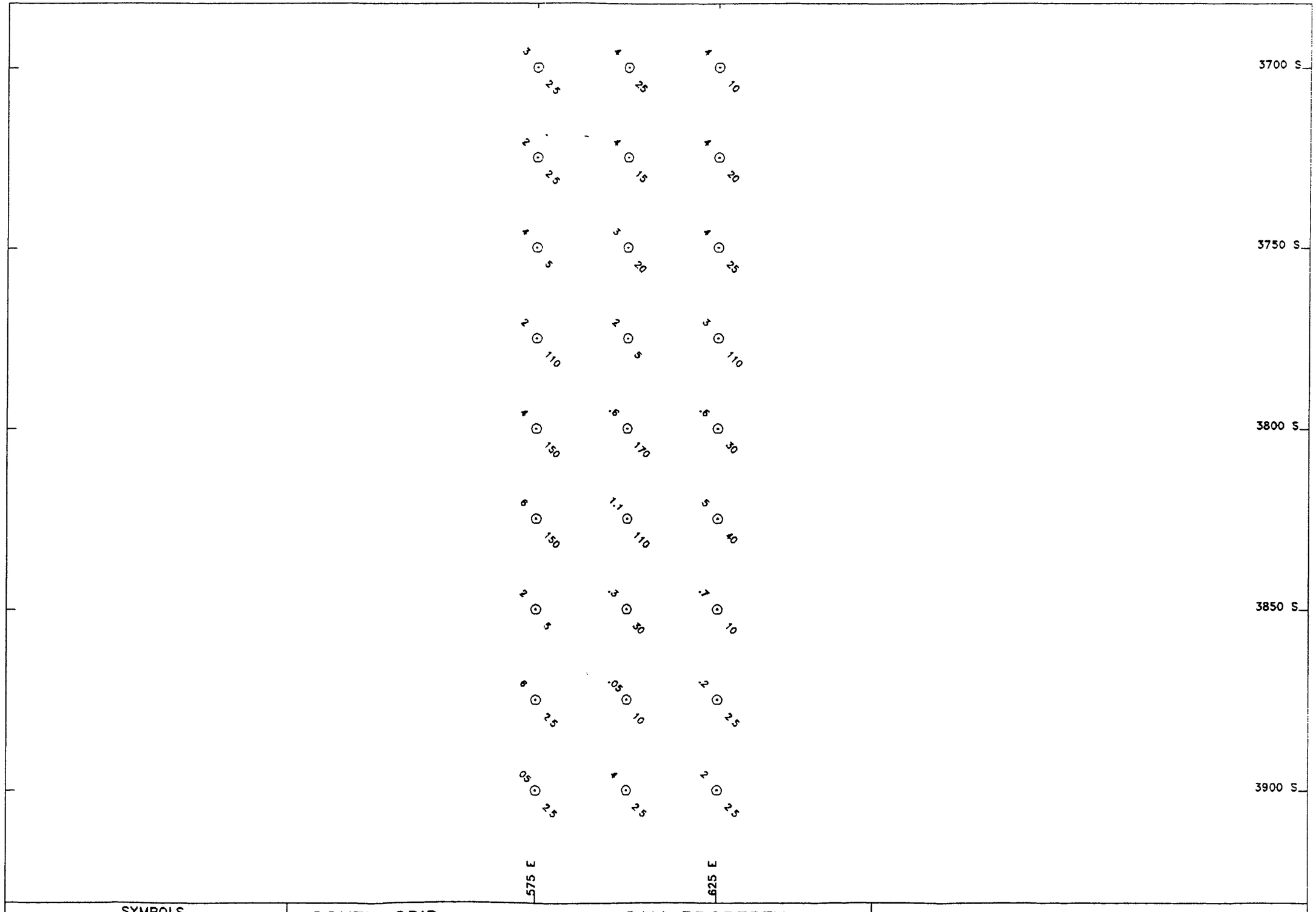

2 5ppb Au=less than 5 ppb Au

SYMBOLS
AG ppm
⊙
AU ppb

SOUTH GRID RAM PROPERTY

3800S 600E GRID SOIL GEOCHEM

0 10 20 30 40 50 60 70 80 90 100

SCALE 1: 1000

Figure: 14

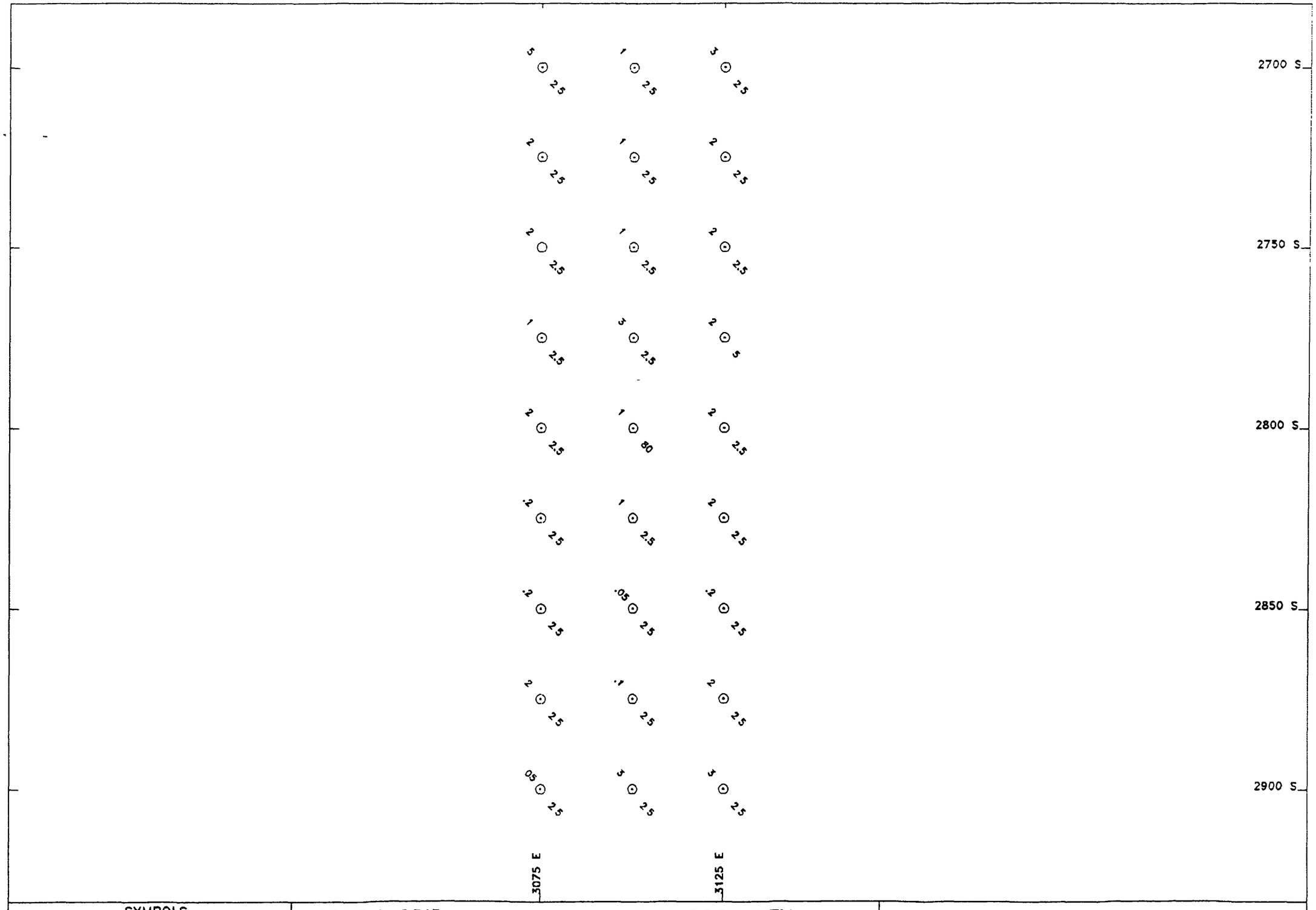

2 5ppb Au=less than 5 ppb Au

SYMBOLS
AG ppm
⊙
AU ppb

SOUTH GRID RAM PROPERTY

2800S 3100E GRID SOIL GEOCHEM

0 10 20 30 40 50 60 70 80 90 100

SCALE 1: 1000

Figure: 15



2 5ppb Au=less than 5 ppb Au

SYMBOLS
AG ppm
⊙
AU ppb

SOUTH GRID RAM PROPERTY

1800S 2250E GRID SOIL GEOCHEM

0 10 20 30 40 50 60 70 80 90 100

SCALE 1: 1000

Figure: 16



2 5ppb Au=less than 5 ppb Au

SYMBOLS
AG ppm
⊙
AU ppb

SOUTH GRID RAM PROPERTY

400S 2400E GRID SOIL GEOCHEM

0 10 20 30 40 50 60 70 80 90 100

SCALE 1: 1000

Figure: 17



SYMBOLS
AU ppb
⊙
2.5ppb Au = less than 5 ppb Au

GRAYLING GRID RAM PROPERTY

1000N 3550E GRID SOIL GEOCHEM

0 10 20 30 40 50 60 70 80 90 100

SCALE 1: 1000

Figure 18



2 5ppb Au=less than 5 ppb Au

SYMBOLS AU ppb ⊙

GRAYLING GRID RAM PROPERTY

1400N 4200E GRID SOIL GEOCHEM

0 10 20 30 40 50 60 70 80 90 100

SCALE 1: 1000

Figure 19

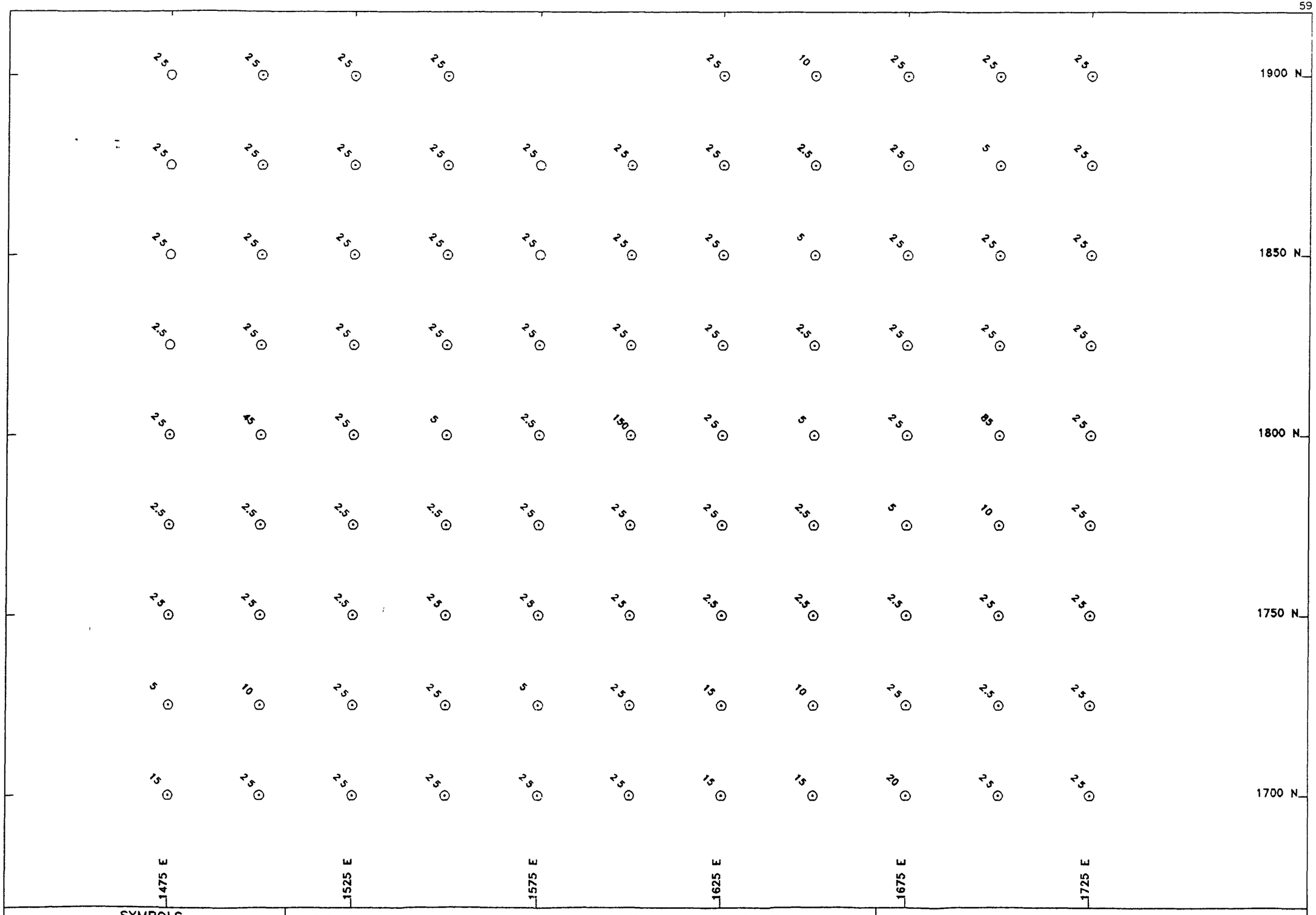
1900 N
1850 N
1800 N
1750 N
1700 N
1475 E
1525 E
1575 E
1625 E
1675 E
1725 E
SYMBOLS
AU ppb
25 ppb = less than 5 ppb Au
GRAYLING GRID
RAM PROPERTY
1800N 1600E GRID SOIL GEOCHEM
0 10 20 30 40 50 60 70 80 90 100
SCALE 1: 1000

Figure 20

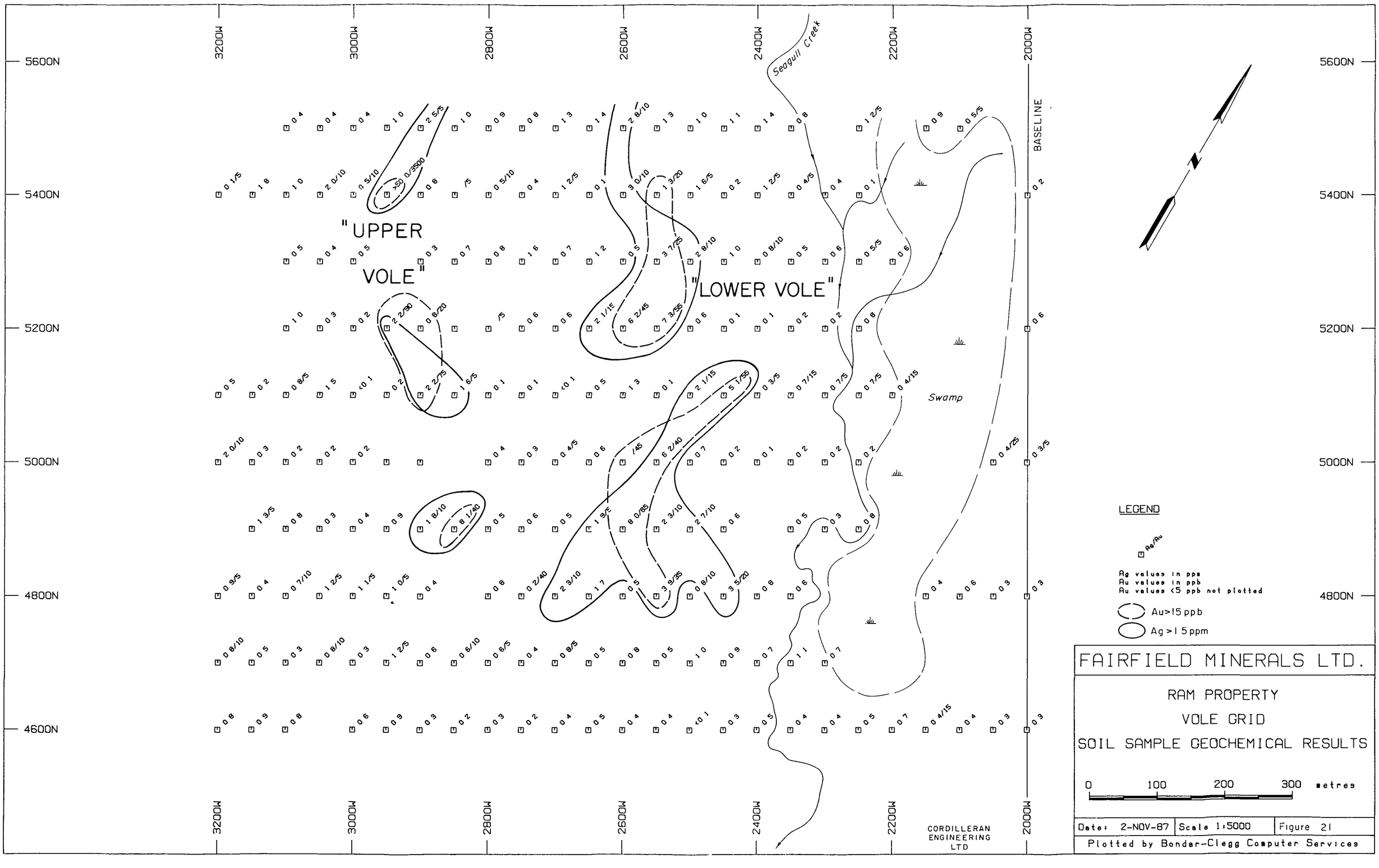

FAIRFIELD MINERALS LTD.

RAM PROPERTY

VOLE GRID

SOIL SAMPLE GEOCHEMICAL RESULTS

CORDILLERAN ENGINEERING LTD

Date: 2-NOV-87 | Scale 1:5000 | Figure 21

Plotted by Bondar-Clegg Computer Services

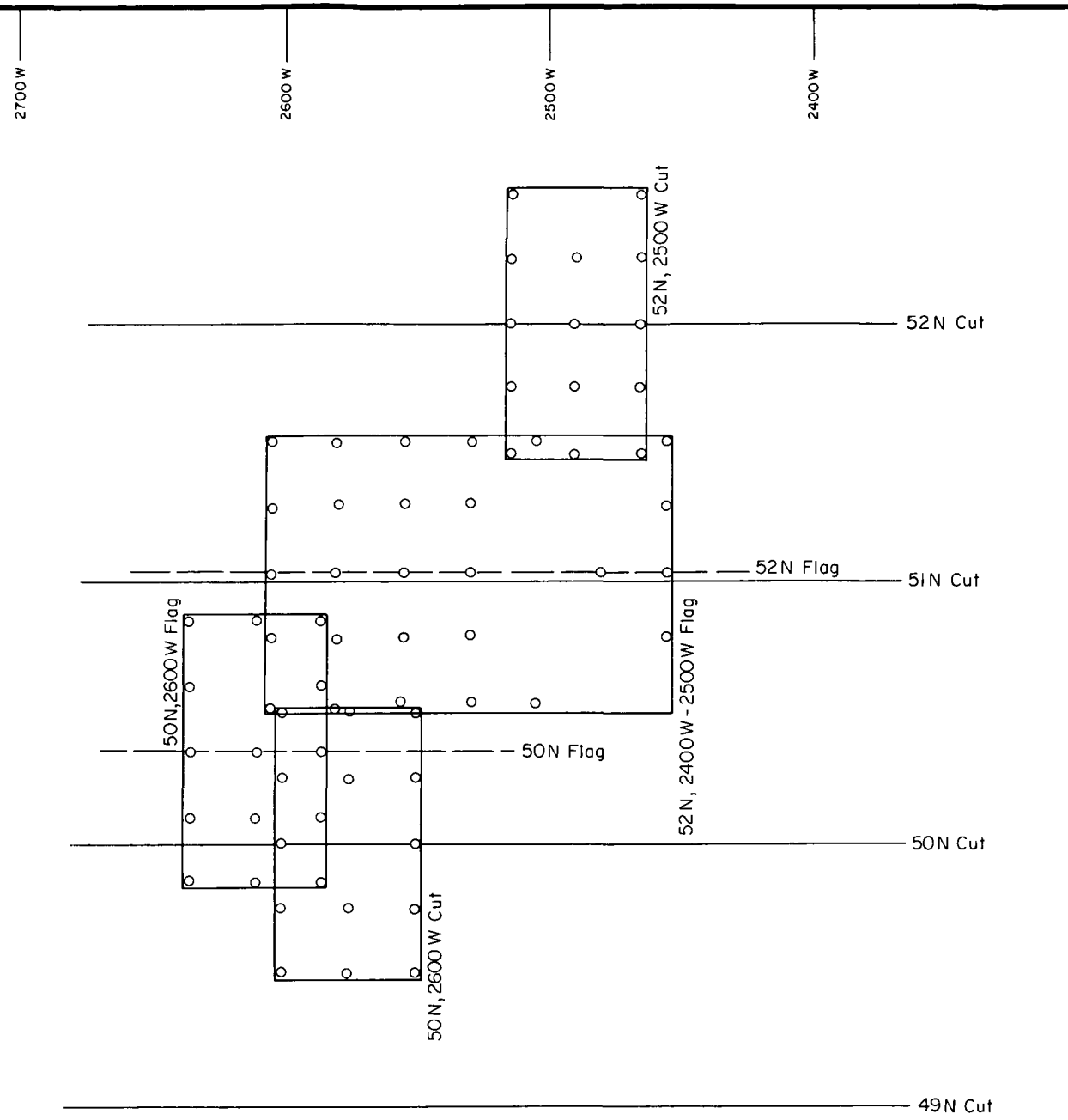

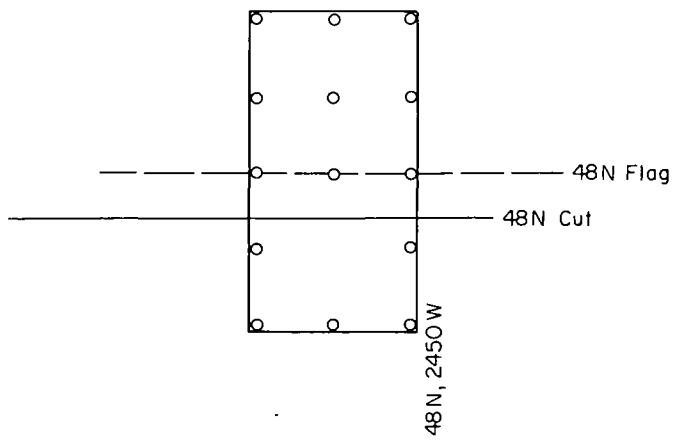

FAIRFIELD MINERALS LTD

RAM PROPERTY

LOWER VOLE

DETAIL GRIDS

ACTUAL RELATIVE LOCATIONS

SCALE 1 2,500

50 0 50 100 m

CORDILLERAN ENGINEERING LTD

1980-1055 W HASTINGS STREET
VANCOUVER B C V6E 2E9

NOVEMBER 1987

FIGURE 22

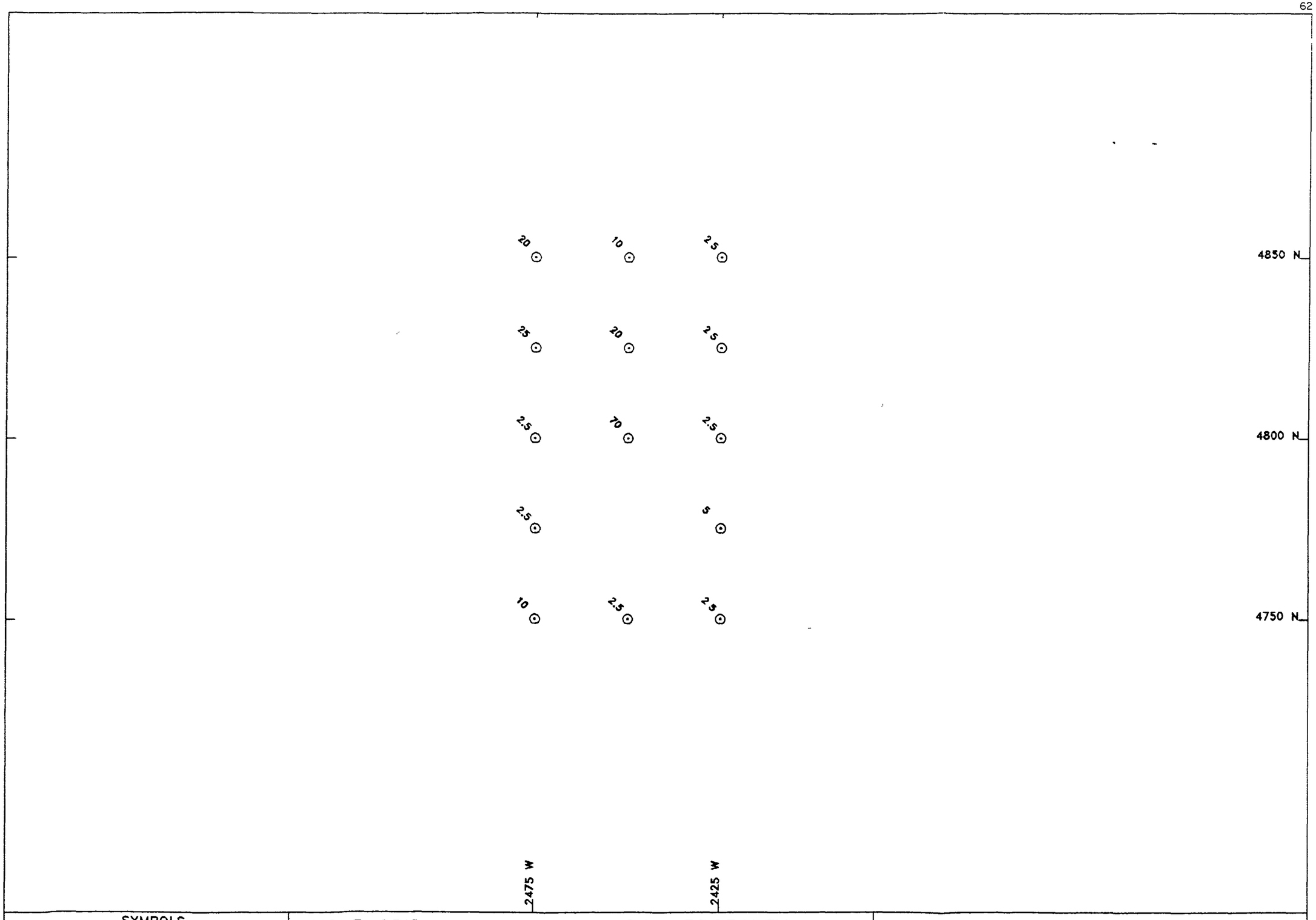

SYMBOLS
AU ppb
⊙
2.5ppb Au = less than 5 ppb Au

VOLE GRID
RAM PROPERTY
4800N 2450E GRID SOIL GEOCHEM

0 10 20 30 40 50 60 70 80 90 100
SCALE 1: 1000

Figure 23

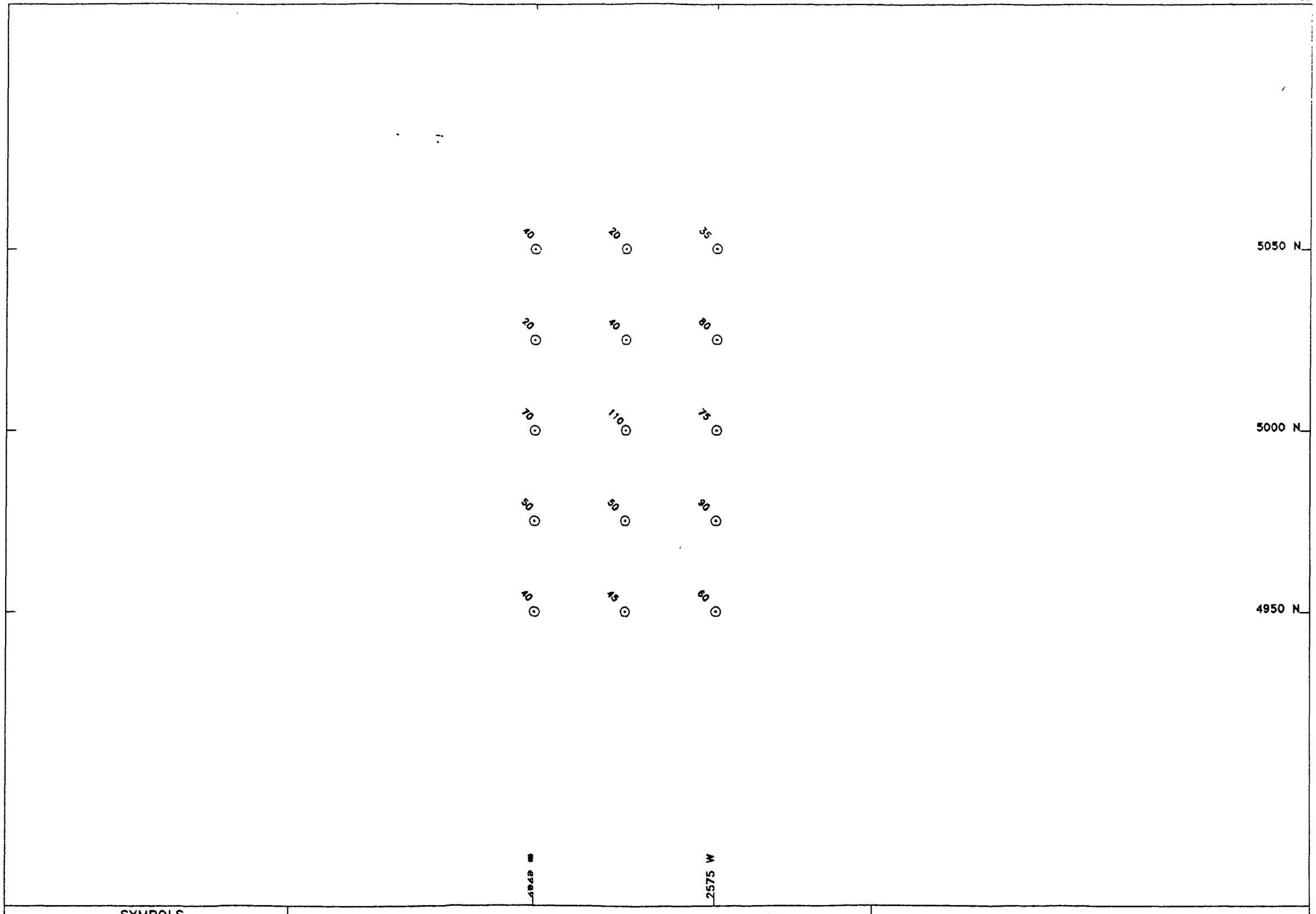

SYMBOLS
AU ppb
⊙
2.5ppb Au = less than 5 ppb Au

VOLE GRID RAM PROPERTY

5000N 2600W GRID SOIL GEOCHEM

0 10 20 30 40 50 60 70 80 90 100

SCALE 1: 1000 Figure 24

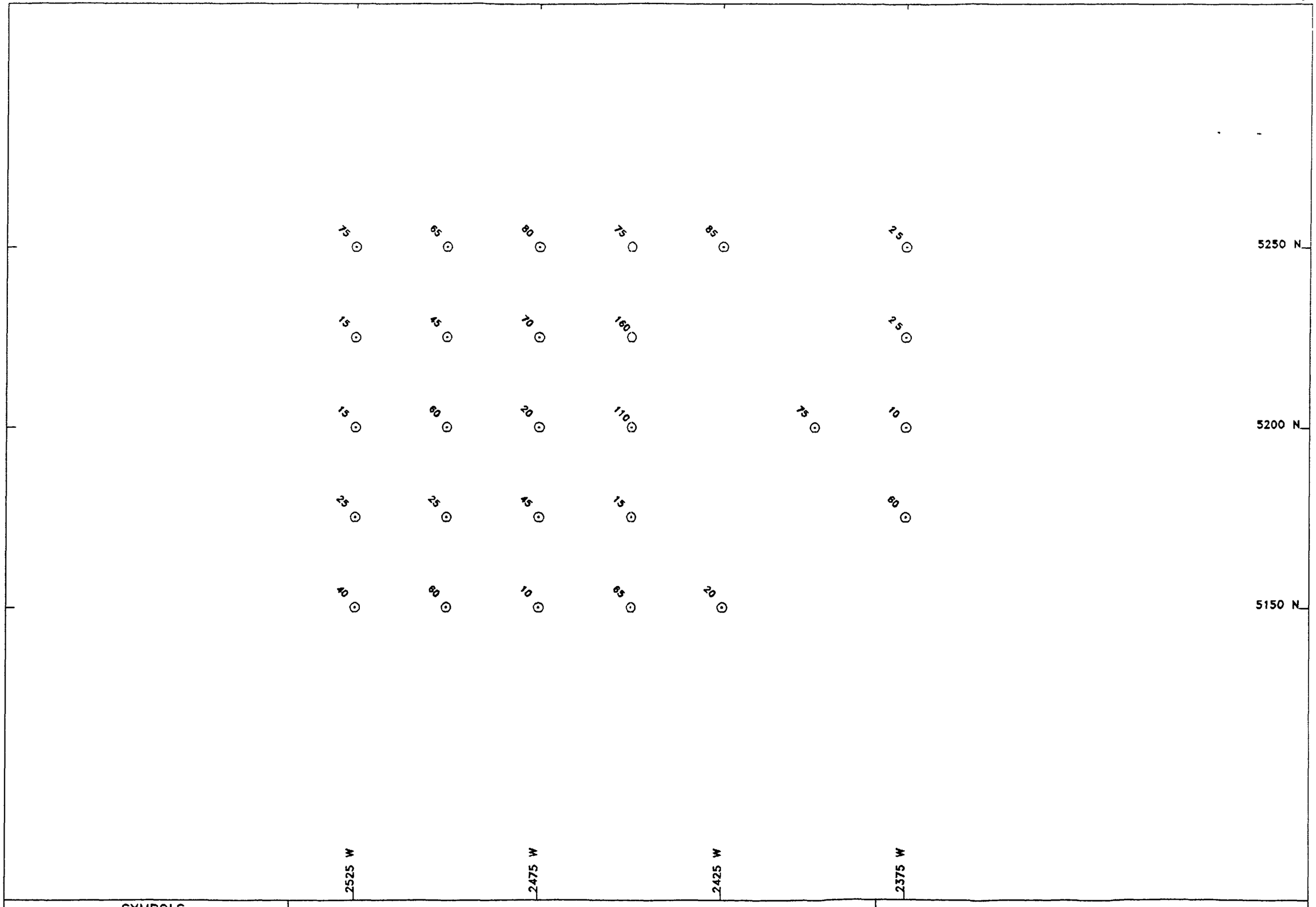
5250 N
5200 N
5150 N
75 65 80 75 85 25
15 45 70 160 25
15 60 20 110 75 10
25 25 45 15 60
40 60 10 65 20
2525 W
2475 W
2425 W
2375 W
SYMBOLS
AU ppb
2 5ppb Au = less than 5 ppb Au
VOLE GRID
RAM PROPERTY
5200N 2450W GRID SOIL GEOCHEM
0 10 20 30 40 50 60 70 80 90 100
SCALE 1: 1000

Figure 25

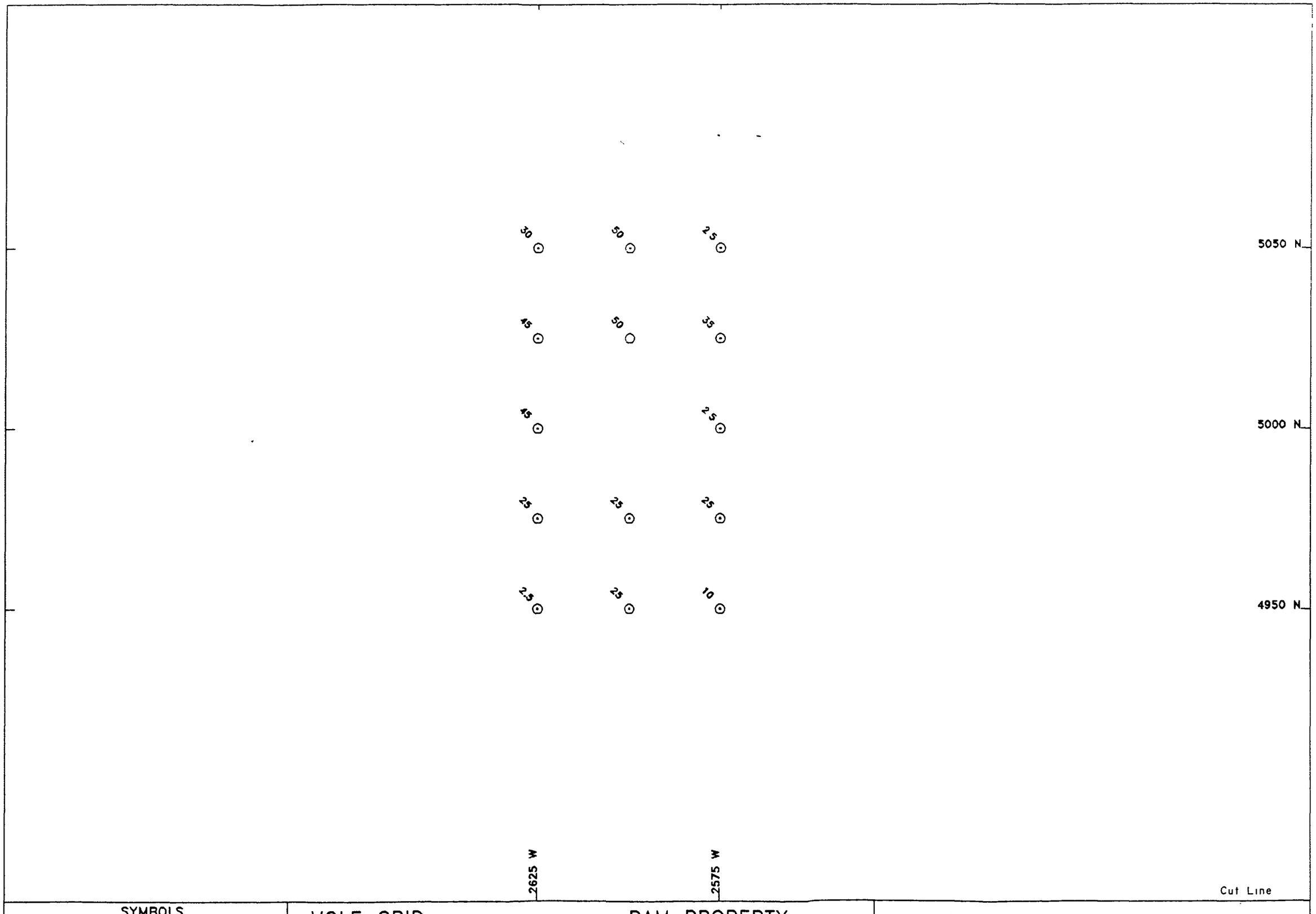

SYMBOLS
AU ppb
⊙
2.5ppb Au = less than 5 ppb Au

VOLE GRID RAM PROPERTY

5000N 2600W GRID SOIL GEOCHEM

0 10 20 30 40 50 60 70 80 90 100

SCALE 1: 1000

Figure 26



2.5ppb Au=less than 5 ppb Au

SYMBOLS
AG ppm
⊙
AU ppb

VOLE GRID RAM PROPERTY

5200N 2500W GRID SOIL GEOCHEM

0 10 20 30 40 50 60 70 80 90 100

SCALE 1: 1000

Figure 27

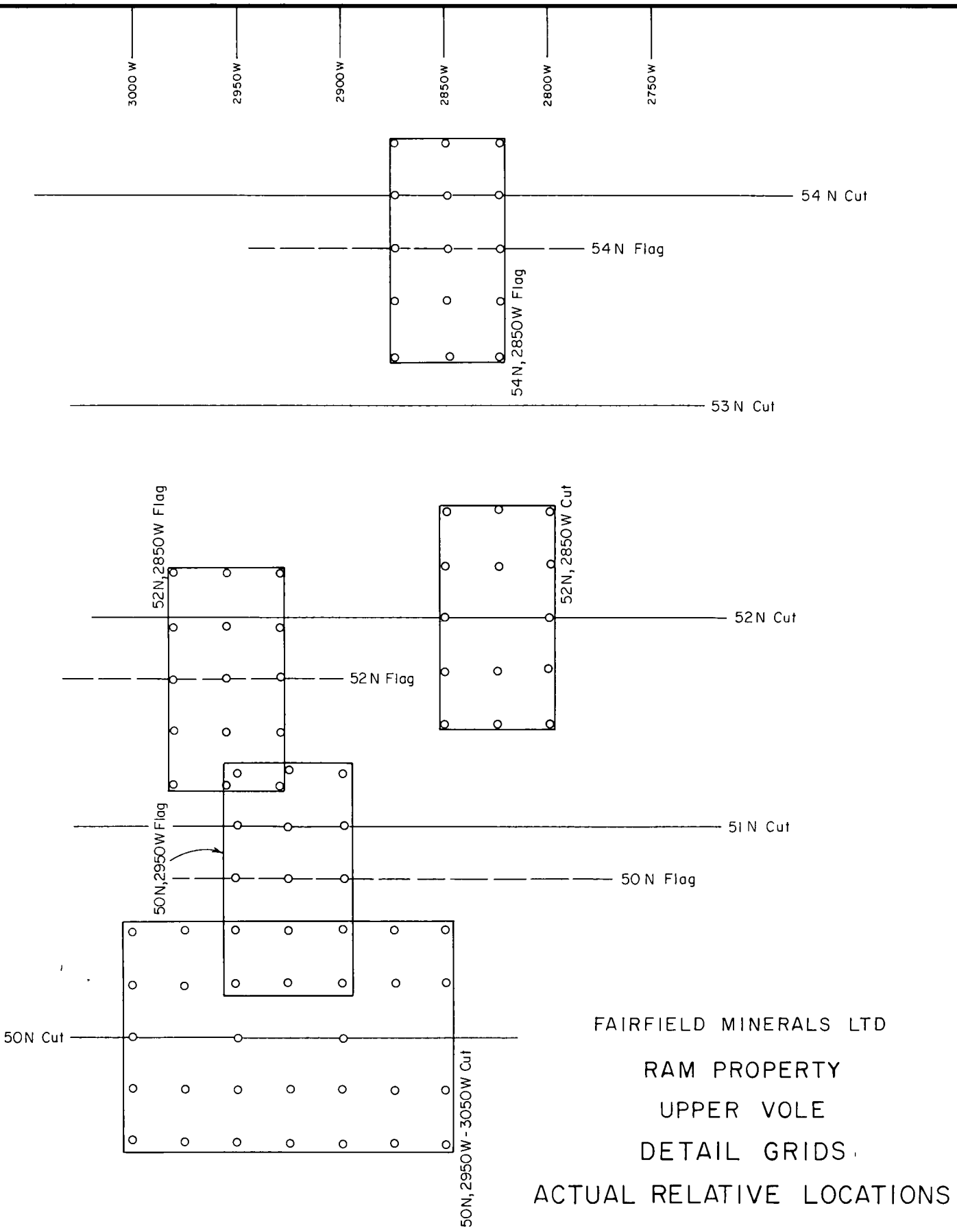

FAIRFIELD MINERALS LTD

RAM PROPERTY
UPPER VOLE
DETAIL GRIDS
ACTUAL RELATIVE LOCATIONS

SCALE 1 2,500

50 0 50 100 m

CORDILLERAN ENGINEERING LTD
1980-1055 W HASTINGS STREET
VANCOUVER, B C V6E 2E9

NOVEMBER 1987

FIGURE 28

2850W

2800W

2750W

54 N Cut

54N Flag

54N, 2850W Flag

53N Cut

52N, 2850W Cut

52N Cut

51N Cut

50N Flag

FAIRFIELD MINERALS LTD

RAM PROPERTY

UPPER VOLE

DETAIL GRIDS.

ACTUAL RELATIVE LOCATIONS

SCALE 1 2,500

50 0 50 100 m

CORDILLERAN ENGINEERING LTD

1980-1055 W HASTINGS STREET

VANCOUVER B C V6E 2E9

VEMBER 1987

FIGURE 28

5 35 25 5050 N

25 25 10

25 60 15 5000 N

5 25 25

25 25 30 4950 N

2975 W

2925 W

2 5ppb Au=less than 5 ppb Au

SYMBOLS AU ppb ⊙

VOLE GRID RAM PROPERTY

5000N 2950W GRID SOIL GEOCHEM

0 10 20 30 40 50 60 70 80 90 100

SCALE 1: 1000

Figure: 29

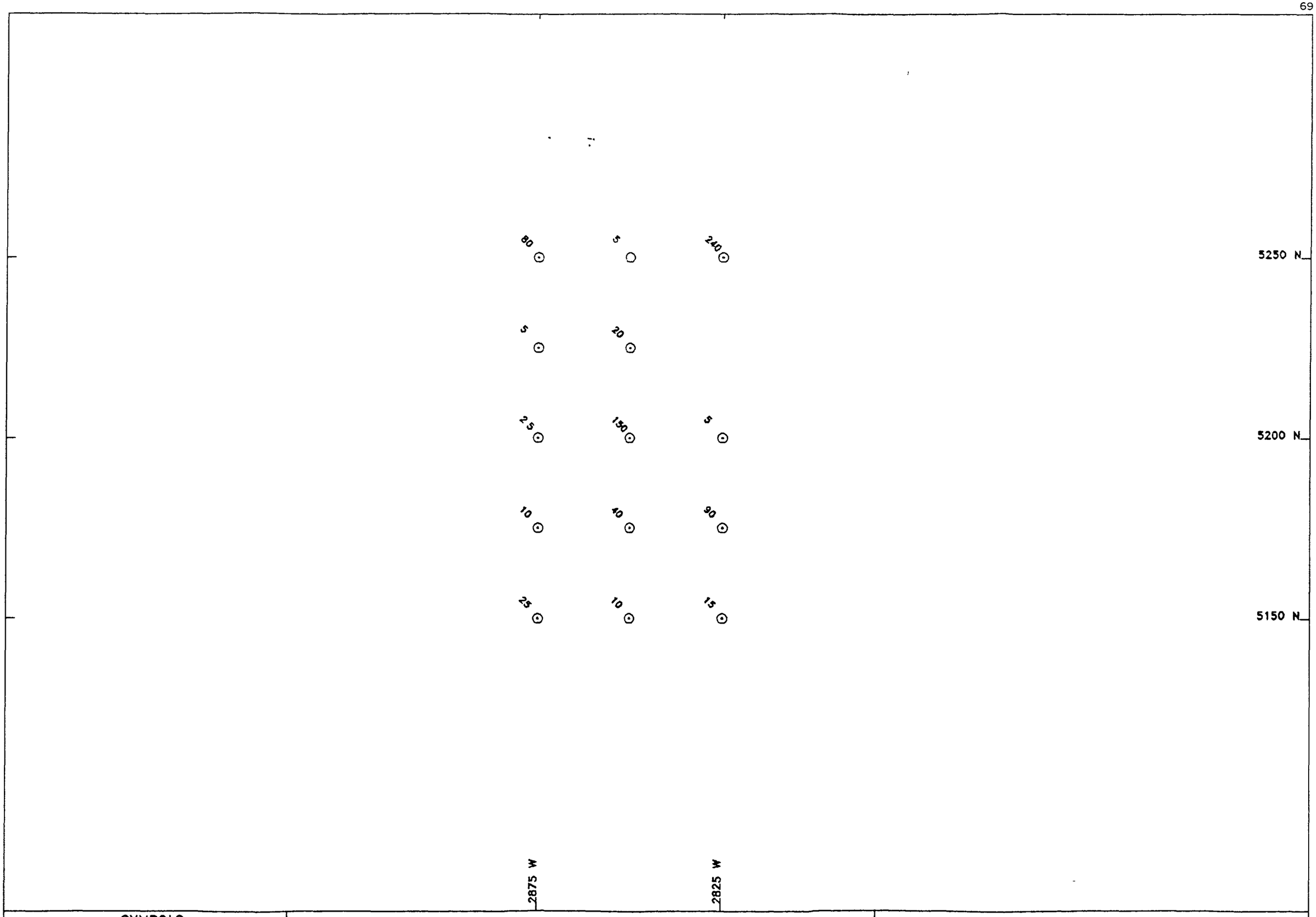

SYMBOLS
AU ppb
⊙
2.5ppb Au = less than 5 ppb Au

VOLE GRID RAM PROPERTY

5200N 2850W GRID SOIL GEOCHEM

0 10 20 30 40 50 60 70 80 90 100

SCALE 1: 1000 Figure 30

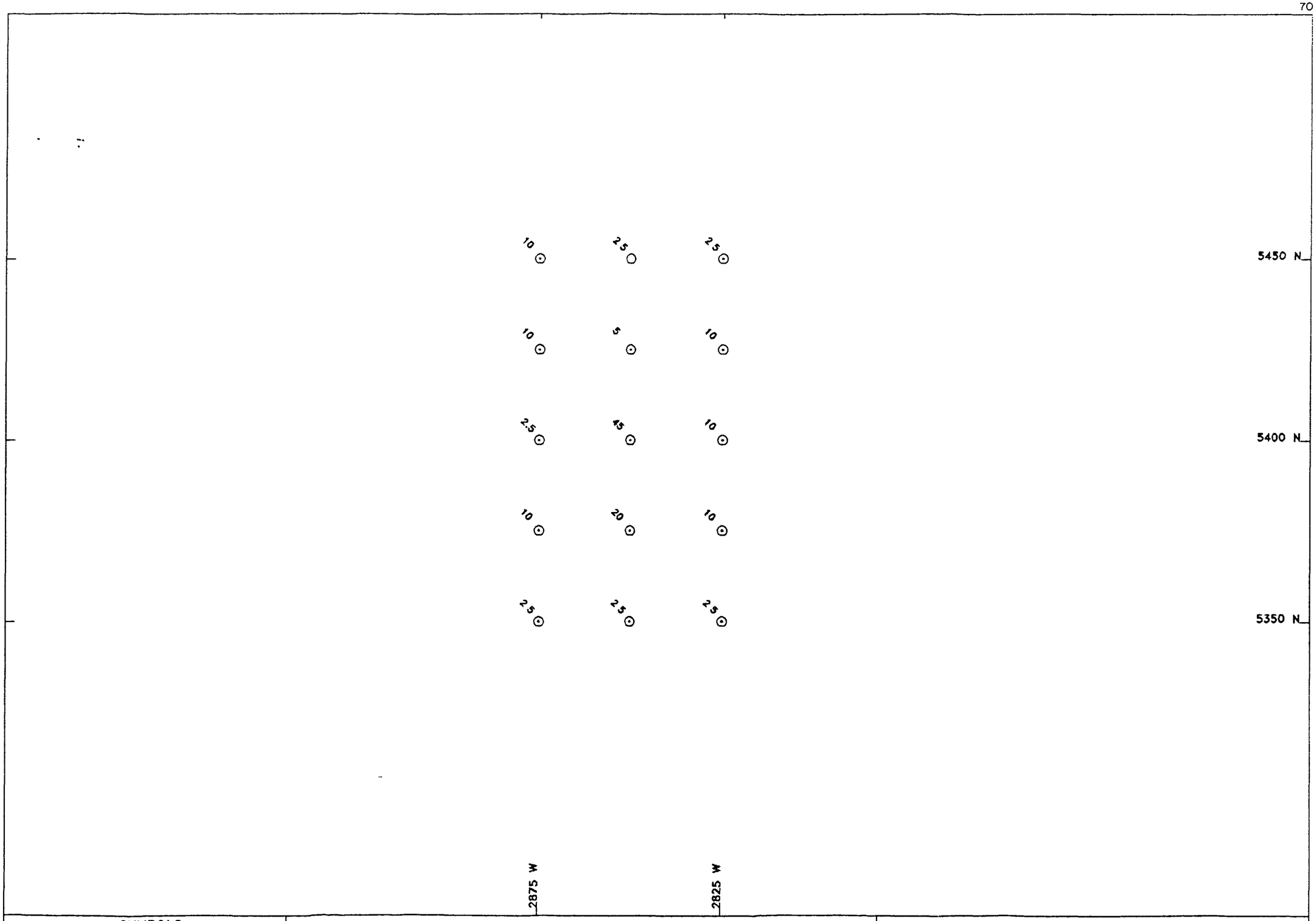

SYMBOLS
AU ppb
⊙
2.5ppb Au = less than 5 ppb Au

VOLE GRID RAM PROPERTY

5400N 2850W GRID SOIL GEOCHEM

0 10 20 30 40 50 60 70 80 90 100

SCALE 1: 1000 Figure 31

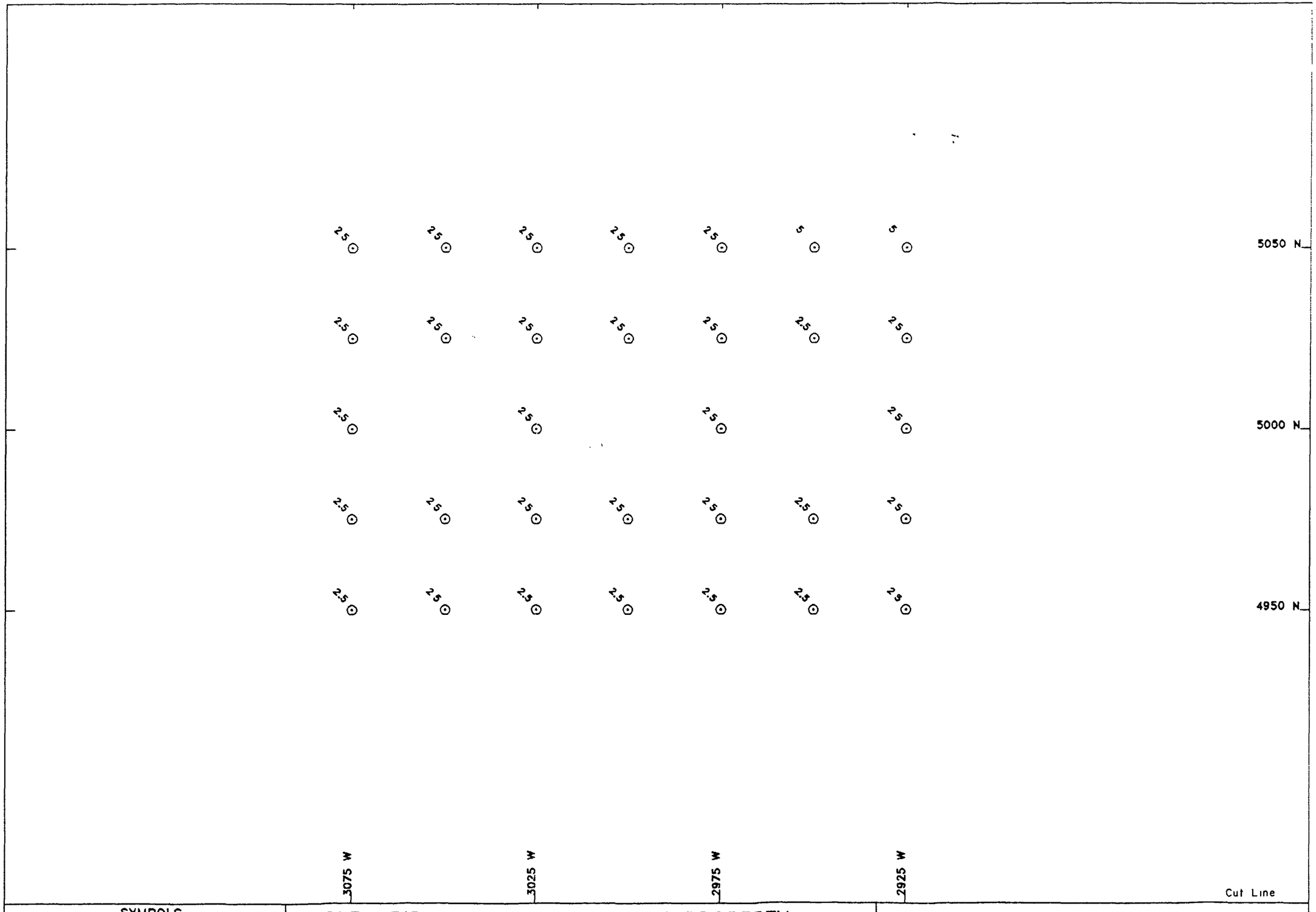

SYMBOLS
AU ppb
⊙
2.5ppb Au = less than 5 ppb Au

VOLE GRID — RAM PROPERTY

5000N 3000W GRID SOIL GEOCHEM

0 10 20 30 40 50 60 70 80 90 100

SCALE 1: 1000

Figure 32

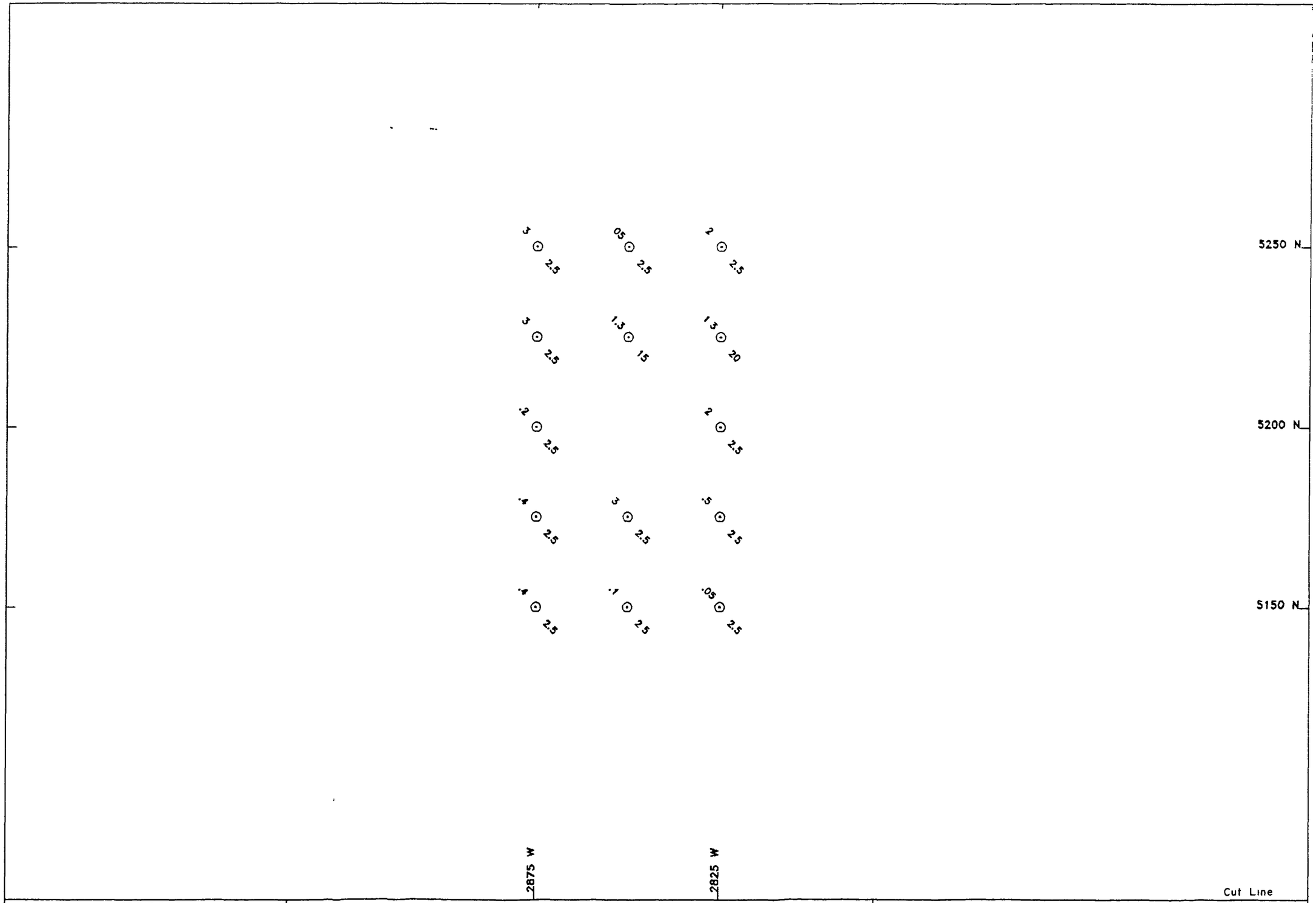

2.5ppb Au=less than 5 ppb Au

SYMBOLS
AG ppm
⊙
AU ppb

VOLE GRID — RAM PROPERTY

5200N 2850W GRID SOIL GEOCHEM

0 10 20 30 40 50 60 70 80 90 100

SCALE 1: 1000

Figure 33

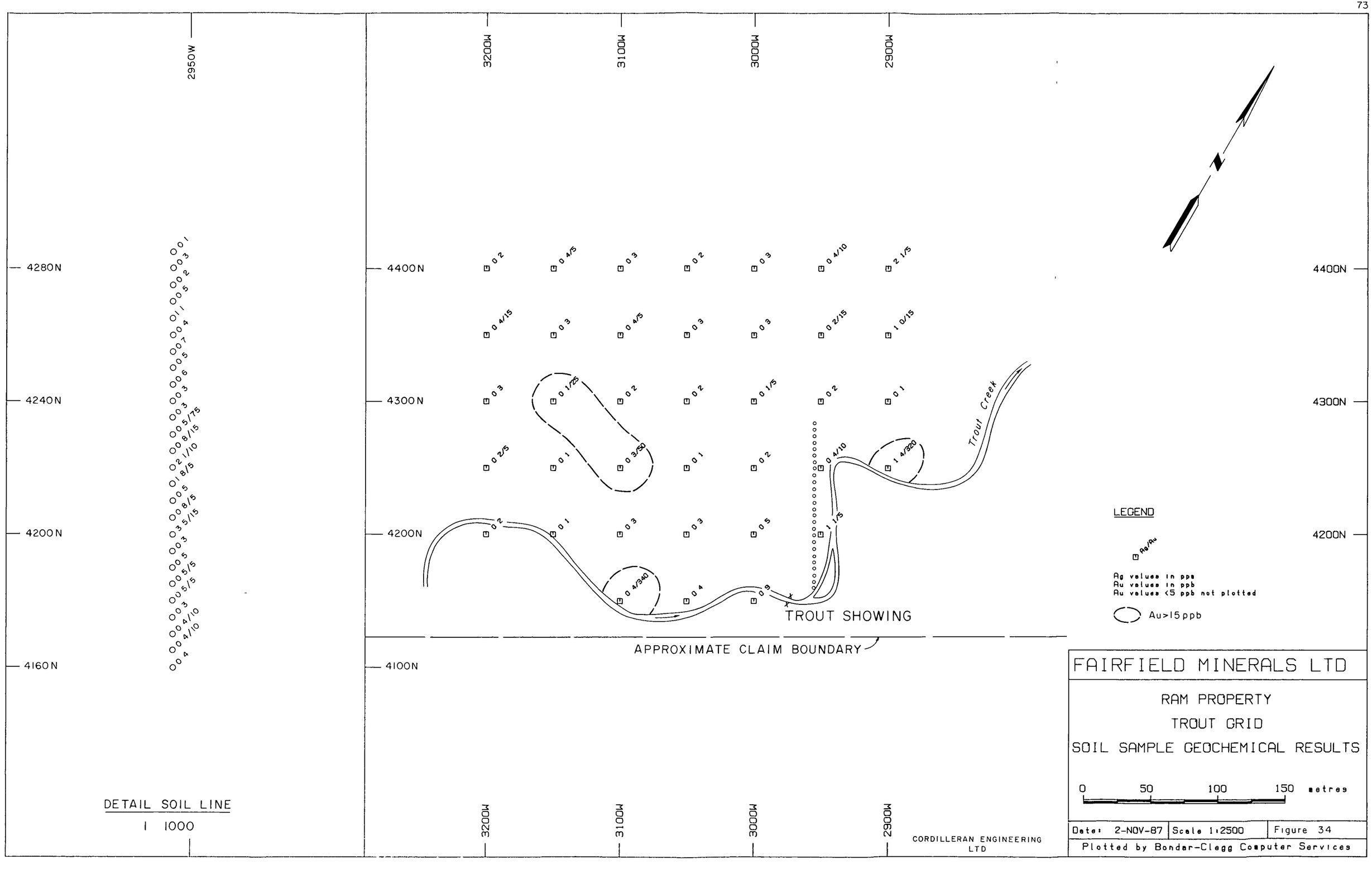

FAIRFIELD MINERALS LTD

RAM PROPERTY

TROUT GRID

SOIL SAMPLE GEOCHEMICAL RESULTS

0 50 100 150 metres

Date: 2-NOV-87	Scale 1:2500	Figure 34

Plotted by Bondar-Clegg Computer Services

CORDILLERAN ENGINEERING LTD

7.0 GEOPHYSICAL SURVEYS

Geophysical surveys were conducted over the Grayling and Vole Grids in 1987. Induced polarization (I P), VLF EM, horizontal loop EM (HLEM), magnetometer and mise a la masse techniques were used over known mineralization, and I.P., magnetometer and VLF EM were used in other areas Complete reports by Pacific Geophysical Limited are appended.

7.1 GRAYLING GRID

The Grayling showing, consisting of three exposed sulphide bodies, was chosen as the test site for five geophysical techniques. Lines were cut at 25 m intervals over the showing area, and geophysically surveyed. The upper and largest exposure was found to lie in an I P. anomaly which increased in strength to the south; additional mineralization may exist less than 50 m below the surface 100 m to 150 m south of the showing. A strong magnetic response was obtained only when standing on the showing. Mise a la masse results indicate that the main showing is not presently electrically connected with other showings or the source of the I.P. anomaly. VLF and HLEM results were flat over the known mineralization, but may indicate a change in rock type in the valley bottom to the east of the showings. This "contact" is approximately aligned with the western edge of a second strong I P. anomaly which may be due to graphite or disseminated sulphides in a buried clastic or volcanic unit (graphitic shale or pyritic 7b).

Sulphides intersected in diamond drill holes in the vicinity of the Grayling sulphide showings were all highly oxidized and thus poor electrical conductors. The geophysically indicated lack of continuity between sulphide bodies may be more apparent than real

Other areas on the Grayling grid were surveyed with I.P , magnetometer and VLF. A broad magnetic "anomaly" was defined coincident with a soil geochemical anomaly on the ridge east of the Grayling showing This anomalous area is at a contact between syenite and volcanics, no cause could be found in outcrop.

The Graying soil anomaly east of the Pika and Nimbus showings was also surveyed No strong anomalies were defined although readings at the western end of line 3000N are considered to be an I P. anomaly. Line 2200N, south of the Grayling soil anomaly and west of the Grayling showing, was surveyed at wide electrode spacings in an effort to determine if there was mineralization at depth A strong I P. anomaly was defined at the west end of the line, south of the anomalous section on line 3000N

7.0 GEOPHYSICAL SURVEYS Continued

7.2 VOLE GRID

Ten lines at 100 m intervals were cut, between 4600N and 5500N, on the southern part of the 1985 Seagull grid Magnetometer, I P. and VLF surveys were conducted. East of Seagull creek a coincident strong magnetic and I P anomaly was defined, within this anomaly are weak VLF conductors The source is believed to be a large body at shallow depth of magnetic sulphides The anomaly is open to the north and south of the grid, the Mouse sulphide showing is immediately to the north of the anomaly.

West of Seagull creek there is a weaker magnetic anomaly on the east side of the Lower Vole soil geochemical anomaly. Both the Lower and Upper Vole geochemical anomalies have coincident I.P. anomalies. These anomalies are underlain by Cambro-Ordovician metasediments and Silurian quartzite. The fault which may have controlled emplacement of the Trout massive sulphides projects northwards into the Lower Vole anomaly.

***

8.0 STATEMENT OF EXPENDITURES

PERIOD OF EXPENDITURES. JULY 1 to SEPTEMBER 26, 1987

SUMMARY

WAGES	....	$ 84,023.31
HELICOPTER	$451/hr (incl. fuel) x 171.6 hours	77,391.60
ANALYSES	Geochemical - soils and rocks	74,188.20
	Assays - soils and rocks	2,999.75
LINECUTTING	70.8 km	24,295.00
GEOPHYSICAL SURVEY	.....	34,162 10
TOPOGRAPHIC AND ORTHOPHOTO MAPS	.....	2,894.29
EQUIPMENT RENTAL, CAMP SUPPLIES, FUEL AND FOOD	.....	38,756.59
TRAVEL, TRUCKING, EXPEDITING, FREIGHT, VEHICLE RENTAL	.....	11,730.94
OFFICE SUPPLIES, DRAFTING, PRINTING, COMMUNICATION, INSURANCE	...	3,283.22
FIXED WING AIRCRAFT	..... .	3,032.00
		$356,767.00

EXPENDITURES APPLIED TO

GEOLOGY .	$ 53,645 70
GEOCHEMISTRY	169,640 74
GEOPHYSICS	101,894 08
	$325,180 52

8.0 STATEMENT OF EXPENDITURES

Period of Expenditures: July 1 to September 26, 1987

CAMP SUPPORT

Mobilization: (July 1-11)				
Travel (motel, meals)			$ 1,457.25	
Helicopter	21 0 hr x $451.00/hr		9,471.00	
Trucking (camp gear)			1,838.84	
Personnel Salaries			5,166 00	
Senior Geologist	9 days x $500/day		4,500 00	
Materials and supplies			1,030.68	$ 23,463.77
Camp Operation: (July 5-Sept.24)				
Cooks Salary (7/5-9/24)	82 days x $90/day		7,380 00	
Bullcook Salary (7/5-8/21)	48 days x $63/day		3,024.00	
Food			15,115.14	
Rentals:				
4x4 truck		4,942.11		
Camp equipment		9,000.00		
Radios		1,712.00	15,654.11	
Fuel (diesel,gas,oil,propane,wood)			3,038.73	
Telephone, postage			1,091.25	
Freight, express			1,779 59	
Expediting, trucking			857.50	
Office supplies, printing, photos			328.04	
Camp supplies			9,062.80	
Insurance			1,040.87	
Vehicles (fuel, repairs)			725.24	
Drum rentals			400.00	59,497.27
Camp Service Trips: (to Ross River; 16 days)				
Senior Geologist	(7/13,14,16,18,15,29) = 6 days			
	(8/ 1,8,15,20,24,29) = 6 days			
	(9/ 1,13,16,18) = 4 days			
	16 d x $500/d			8,000 00
Demobilization: (Sept.25-28)				
Travel (hotel, meals)			590 65	
Helicopter	10.2 hr x $451.00/hr		4,600 20	
Personnel Salaries			738 00	
Senior Geologist	4 days x $500/day		2,000 00	7,918 85
		TOTAL CAMP SUPPORT COSTS		$98,889.89

CAMP MAN DAYS: JULY 5 - SEPT. 24 = 801 MAN DAYS.

CAMP SUPPORT: COST/MAN DAY = $98,889.90 ÷ 801 man days = $123.46/man day

HELICOPTER TRAVEL + CAMP SUPPORT: COST/MAN DAY = $ 38.27/man day

TOTAL CAMP SUPPORT COST/MAN DAY = $161.73/man day

8.0 STATEMENT OF EXPENDITURES Continued:

PERSONNEL

SENIOR GEOLOGIST.	J. J Hylands 1430 Inglewood Avenue West Vancouver, B.C.	7/1 -9/28	
CORDILLERAN ENGINEERING LTD.:			
Project Geologists.	R Falls, 14 Tottenham Road Don Mills, Ontario	7/10-9/26	77 man days
	P. Donkersloot 315 - 1811 Adanac Street Vancouver, B.C	7/3-9/26	25 man days
Samplers·	L. Richardson Box 343, Whistler, B.C.	7/1-9/26	82 man days
	A. Pickering 8488 Wiltshire Street Vancouver, B.C.	7/1-8/31	57 man days
	M. Hylands 1430 Inglewood Avenue West Vancouver, B.C.	7/1-8/31	57 man days
	S. Thorburn 6360 Larch Street Vancouver, B.c.	7/1-8/31	57 man days
Cook:	K. Benoit 43-100 Lewes Blvd. whitehorse, Y>T>	7/1-9/26	77 man days
Bullcook	S Bradley 3650 West 1st Ave Vancouver, B.C.	7/1-8/21	47 man days 479 man days
CONTRACTORS:			
Linecutters	G Clark and Associates 16-4078 4 Ave , Whitehorse, Y T	7/8-8/8	129 man days
Geophysics	Pacific Geophysical Limited 224-744 West Hastings Street Vancouver, B C	7/22-8/22	101 man days
Helicopter	Trans North Air Box 4338, Whitehorse, Y.T B Parsons, Pilot	7/21-9/26	75 man days
VISITORS:			
Geologists	J Stollery, J Rowe, E Balon, T Heard		17 man days
			322 man days
		TOTAL	**801 MAN DAYS**

8.0 COST STATEMENT
PERSONNEL Continued

Distribution of Personnel Man Days:

	Mob/ Demob	Camp Construct	Camp Support	Soil Sampling	Line Cutting	Geol	Geophy	Total
J J Hylands	8	5	16	17	7	21	14	88
R Falls	2	2	1	1		73		79
P Donkersloot	4	6				19		29
L.Richardson	6	7	3	72				88
A.Pickering	4	7	2	48			1	62
M.Hylands	4	7	4	36			11	62
S.Thorburn	4	7	3	47			1	62
K.Benoit	6		82					88
S.Bradley	4		48					52
						Total man days	=	610

Personnel Salaries:

J.Hylands	$500/day	x	88 days	= $44,000.00
R.Falls, P.Donkersloot	99/day	x	108 days	= 10,692.00
L.Richardson	81/day	x	88 days	= 7,128.00
A.Pickering, S.Bradley	63/day	x	114 days	= 7,182.00
M Hylands, S.Thorburn	54/day	x	124 days	= 6,696.00
K.Benoit	90/day	x	88 days	= 7,920 00
			610 days	= $83,618 00

8.0 COST STATEMENT Continued:

HELICOPTER

Helicopter Hours: June 26 to September 26, 1987

		Hours		Cost/hour		
Mobilization	June 26 - July 4	21.0	@	$451.00	=	$ 9,471 00
Demobilization:	Sept 25 - Sept 26	10.2	@	451.00	=	4,600 20
		31.2 hrs.			=	$14,071.20
Geology:	July 9 - Sept 24	22.3	@	516.95	=	$11,528.00
Geophysics:	July 22 - Aug 22	11.9	@	516.95	=	6,151.72
Geochemistry:	July 13 - Sept 24	31.2	@	516.95	=	16,128.86
Linecutting:	July 9 - Aug 9	15.7	@	516.95	=	8,116.13
Travel:	July 10 - Sept 20	31.0	@	516.95	=	16,025.48
Camp Support:	July 9 - Sept 23	28.3	@	516.95	=	14,629.71
		140.4			=	$72,579 90
	TOTAL =	171.6 hrs			=	$86,651.10

Contract Cost:	$390.00/hour
Fuel Cost:	61.00/hour
=	$451.00/hour

Mobilization and demobilization charged at $451.00/hour; no camp support.

Helicopter Hours	July 5 - Sept 24 = 140 4 hours	x $451.00/hr	=	$63,320 40
Camp Support	July 5 - Sept 24 = 75 days	x 123 46/day	=	9,259 50
			=	$72,579 90

Helicopter cost/hour = $72,579.90 ÷ 140.4 hrs = $516.95/hour

Cost/man day of using helicopter for camp support and travel = $30,655.19 ÷ 801 man days = $38.27/man day

8.0 COST STATEMENT Continued:

LINECUTTING

70 8 km x $325.00/km	=	$23,010.00			
50 bundles lath	=	575 00			
flagging	=	210 00	CONTRACT COST	=	$23,795 00
Camp support		129 man days	x $161.73/man day	=	20,863 17
Helicopter,		15.7 hours	x 516.95/hour	=	8,116.13
Senior Geologist		7 days	x 500.00/day	=	3,500.00
			TOTAL LINECUTTING COSTS	=	**$56,274.30**

Linecutting Cost/km = $56,274.30 ÷ 70.8 km = $794.83/km

Distribution of Linecutting Costs:

Baseline cut for geochemistry	=	33.25 km		
Crossline cut for geophysics	=	37.55 km		
Cost to geochemistry	=	**33.25 km x $794.83/km**	=	**$26,428.26**
Cost to geophysics	=	**37.55 km x $794.83/km**	=	**$29,846.04**
				$56,274 30

8.0 COST STATEMENT Continued:

GEOLOGICAL SURVEY

Salaries			
R. Falls	73 days x $99/day	$7,227.00	
P. Donkerstloot	19 days x $99/day	1,881.00	$ 9,108 00
Camp Support.	92 man days x $161.73/man day		14,879.16
Helicopter:	22.3 hours x $516.95/hour		11,528.00
Base map preparation:			2,894.29
Senior Geologist	21 days x $500.00/day		10,500.00
Analytical Costs for 236 samples:			
Sample Preparation	236 samples x $3.25/sample		767.00

Element	Geochemical	Assay
Au	120 x $6.75 = $ 810.00	4 x $8.50 = $ 34.00
Ag	119 x 2.00 = 238.00	10 x 7.50 = 75.00
Cu	28 x 1.00 = 28.00	30 x 5.75 = 172.50
Pb	111 x 1.00 = 111.00	65 x 6.25 = 406.25
Zn	114 x 1.00 = 114.00	64 x 6.25 = 400.00
W	8 x 4.75 = 38.00	24 x 10.50 = 252.00
As	16 x 3.75 = 60 00	
Au/Ag		107 x 11.50 = 1,230.50
	$1,399.00	$2,570.25 ..... 3,969.25

TOTAL GEOLOGICAL COSTS = $53,645.70

Cost/man day: $53,645.70 ÷ 92 man days = $583.10/man day

8.0 COST STATEMENT Continued:

GEOCHEMICAL SURVEY

Samples Collected. July 12 - Sept 24, 1987	=	7707 samples	
less Samples lost in laboratory fire, Whitehorse	=	495 samples	
less Samples discarded	=	29 samples	
1987 Samples analyzed	=	**7183 samples**	
1985 Samples analyzed	=	755 samples	
TOTAL SAMPLES	=	7938 samples	

Salaries			
L. Richardson	72 days x $81/day	$5,832.00	
A. Pickering	48 days x 63/day	3,024.00	
M. Hylands	36 days x 54/day	1,944.00	
S. Thorburn	47 days x 54/day	2,538.00	
R. Falls	1 day x 99/day	99.00	13,437.00
	204 days		
Camp Support	204 man days x $161.73/man day =	32,992.92	
Helicopter	31.2 hours x 516.95/hour =	16,128 86	
Linecutting	33.25 km x 794.83/km =	26,428.26	
Senior Geologist	17 days x 500.00/day =	8,500.00	84,050.04
Analyses Geochemical			
Sample Preparation	7183 samples x $ 0.90/sample =	6,464.70	
Au, As	755 samples x 10.50/sample =	7,927.50	
Au, Ag	5412 samples x 8 75/sample =	47,355.00	
Au	370 samples x 6.75/sample =	2,497 50	
Pb, Zn, Ag	1280 samples x 4.00/sample =	5,120.00	
Cu, Pb, Zn	62 samples x 4 00/sample =	248 00	
Cu, Pb, Zn, Ag, Au	214 samples x 11.75/sample =	2,514 50	72,127 70
Analyses Assay			
Ag	2 samples x $ 7.50/sample =	15 00	
Au, Ag	1 sample x 11 50/sample =	11 50	26.50

TOTAL GEOCHEMICAL COSTS = $169,640.74

COST/1987 SAMPLE = $161,713.24 - 7183 Samples = $22.51/sample

8.0 COST STATEMENT Continued:

GEOPHYSICAL SURVEY

Period July 22 to August 22, 1987

Contract Cost			
Crew	101 man days	$28,560 00	
Consulting	9 days x $250 00/day	2,250.00	
Mobilization, demobilization		3,220.00	$ 34,030.00
Mobilization, Fixed wing, Watson Lake to Ram		1,943.00	
Demobilization, " " , Ram to Whitehorse		1,089.00	3,032.00
Linecutting	37.55 km x $794.83/km		29,846.04
Helicopter	11.9 hrs x $516.95/hour		6,151.72
Cordilleran Crew Salaries:			
M. Hylands	11 days x $ 54.00/day	594.00	
S. Thorburn	1 day x 54.00/day	54.00	
A. Pickering	1 day x 63.00/day	63.00	711.00
	13 days		
Supplies.	Gasoline		132.10
Camp Support	114 man days x $161.73/man day		18,437.22
Senior Geologist	14 days x $500.00/day		7,000 00
Report Costs			2,554.00
		TOTAL GEOPHYSICAL SURVEY COSTS =	$101,894.08

GRID COVERAGE:	Vole Grid	11 claims
	Grayling Grid	21 claims
	Bear Grid	2 claims
		34 claims

COST/CLAIM: $101,894.08 ÷ 34 Claims = $2,996.88/claim

9.0 ALLOCATION OF EXPENDITURES BY GROUP

Group	Expenditures	Applied	Group	Expenditures	Applied
MAT	$ 8,278	$ 5,475	25	$ 2,894	$ 2,000
1	4,393	3,400	26	12,129	7,950
2	4,043	3,400	27	2,557	1,800
3	10,671	6,800	28	4,136	2,900
4	9,519	6,800	29	10,541	7,400
5	8,436	6,800	30	10,924	7,500
6	11,577	8,000	31	14,616	7,200
7	11,110	8,000	32	3,172	2,300
8	8,802	6,400	33	3,677	2,750
9	8,678	6,500	34	3,863	2,300
10	8,058	6,000	35	5,382	3,050
11	6,919	5,800	36	5,106	3,300
12	8,007	6,500	37	3,863	2,500
13	7,689	6,900	38	4,507	3,000
14	7,689	6,900	39	3,815	2,500
15	7,230	6,500	40	4,213	2,900
16	8,007	6,500	41	3,815	2,600
17	6,771	6,200	42	3,815	2,800
18	6,771	6,200	43	4,014	2,800
19	7,230	6,500	44	4,014	2,800
20	7,689	6,900	45	4,014	2,900
21	8,997	7,600	46	4,014	2,900
22	7,389	6,200	37	4,213	3,000
23	2,894	2,000	48	4,014	2,800
24	3,074	2,100		$127,308	$ 83,950
	$189,921	$150,375		189,921	150,375
			TOTALS	**$317,229**	**$234,325**

10.0 BIBLIOGRAPHY

ABBOTT, J G
1986. Epigenetic Mineral Deposits of the Ketza-Seagull District, Yukon, in Yukon Geology, Vol 1, Exploration and Geological Services Division, Yukon, Indian and Northern Affairs Canada, pp 55-66.

CANOL MINES.
1969: Summary Report, Seagull Lake Property, Canol Road, Y.T., by D. D. Campbell.

CORDILLERAN ENGINEERING:
1985: Geological and Geochemical Report on the Ram 1-758 Mineral Claims, Assessment Report submitted to Mining Recorder, Watson Lake, Y.T.

MORIN, J.A.
1981: Model of Mineralization Related to Cauldron Facies Syenite in the Pelly Mountains, in Yukon Geology and Exploration 1979-80, Indian and Northern Affairs Canada, pp. 88-90.

TEMPELMAN-KLUIT, D.J., ABBOTT, J.G., READ, B.:
1974. Stratigraphy and Structure of Pelly Mountains, in Geol. Surv Can., Paper 74-1, Part A, pp. 43-44.

TEMPELMAN-KLUIT, D.J., ABBOTT, J.G., GORDEY, S., READ, B.
1975 Stratigraphic and Structural Studies in the Pelly Mountains, Yukon Territory, in Geol. Surv. Can., Paper 75-1, Part A, pp 45-48.

TEMPLEMAN-KLUIT, D J , GORDEY, S P., READ, B C .
1976 Stratigraphic and Structural Studies in the Pelly Mountains, Yukon Territory, in Geol. Surv Can , Paper 76-1, Part A, pp. 97-106

TEMPLEMAN-KLUIT, D J
1977 Geology of Quiet Lake and Finlayson Lake Map Areas, Yukon Territory (105F and G), Geol Surv Can , Open File 486

1979 Transported Cataclastic, Ophiolite and Granodiorite in Yukon Evidence of Arc-Continent Collision, Geol Surv Can , Paper 79-14, 27p.

WHEELER, J O , GREEN, L H., RODDICK, J A
1960 Quiet Lake, Yukon Territory, Geol Surv Can , Map 7-1960

HYLANDS GEOLOGICAL SERVICES LTD.

11.0 STATEMENT OF QUALIFICATIONS

I, J J Hylands, hereby certify that

1 I am a consulting geologist resident at 1430 Inglewood Avenue, West Vancouver, B.C. V7T 1Z1

2. I am a graduate of the University of British Columbia (B.A.S., Geological Engineering, 1966).

3. I have engaged in the study and practice of mineral exploration since 1956, in Canada, the United States and the Philippines.

4 I am the author of this report and the supervisor of the field work conducted on the Ram and Mat claims during the period July 1 to September 26, 1987.

5. I am a Professional Engineer registered in the Province of British Columbia.

6. I have no beneficial interest in the claims covered by this report or in Fairfield Minerals Ltd



J. J. Hylands, P Eng

JJH/z

January, 1988
Vancouver, B C

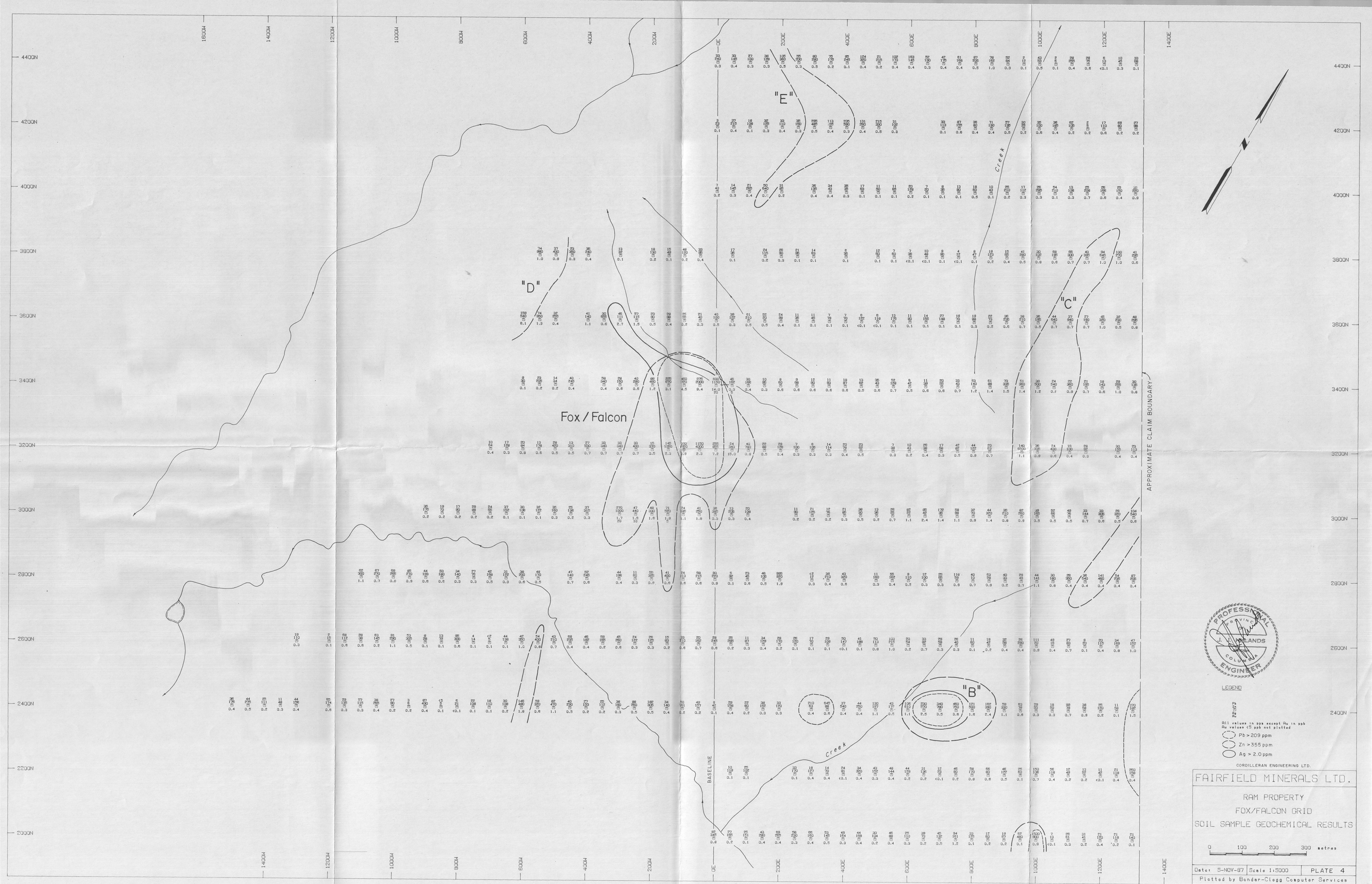

LEGEND

Pb
Zn
Ag
Au

All values in ppb except Au in ppb
Au values <5 ppb not plotted

- Pb > 209 ppm
- Zn > 355 ppm
- Ag > 2.0 ppm

PROFESSIONAL ENGINEER
J. W. HOLLANDS
PROVINCE OF BRITISH COLUMBIA

CORDILLERAN ENGINEERING LTD.

FAIRFIELD MINERALS LTD.

RAM PROPERTY

FOX/FALCON GRID

SOIL SAMPLE GEOCHEMICAL RESULTS

0 100 200 300 metres

Date: 5-NOV-87	Scale 1:5000	PLATE 4

Plotted by Bondar-Clegg Computer Services

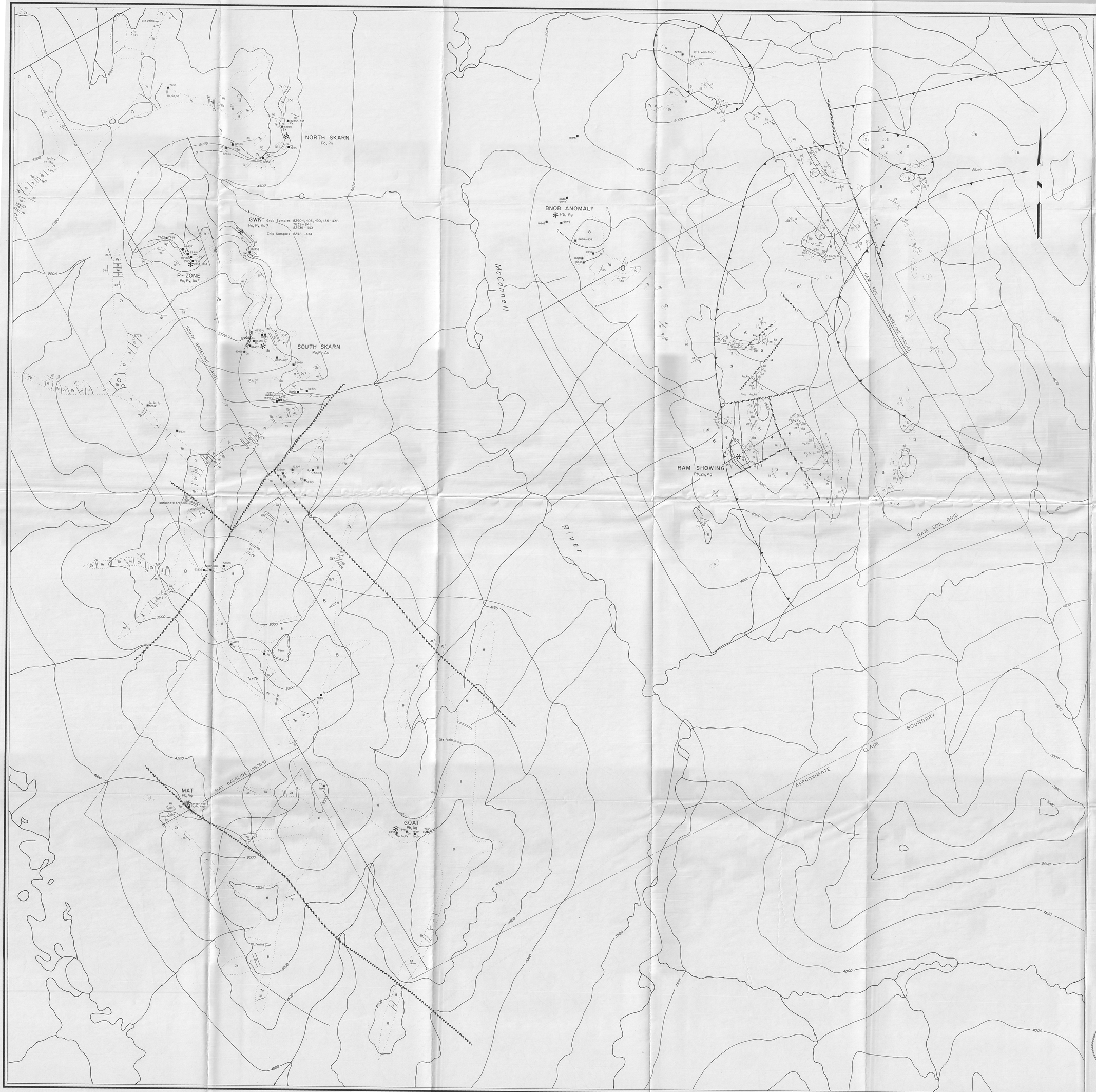

LEGEND

LITHOLOGY

JURASSIC and YOUNGER(?)

9	LATITE DYKES and SILLS; Blocky weathering, dark grey-green; often bleached and clay altered; local magnetite.
8	SYENITE; Resistant, massive, coarse to medium grained, equigranular; fine grained trachyte border phase.

MISSISSIPPIAN

7	UNDIFFERENTIATED VOLCANIC ROCKS; Heterogeneous, rusty orange to brown weathering flows, tuffs and local volcanic breccias ranging from andesite to rhyodacite; dark grey argillaceous to phyllitic shale locally abundant.
7a	INTERMEDIATE FLOWS, CRYSTAL and LAPILLI TUFFS; Blocky, medium to dark green-brown weathering, andesite composition.
7b	FELSIC FLOWS and TUFFS; Rusty to light grey to buff weathering, pyritic and siliceous, rhyodacite composition; includes minor crystal lapilli tuff (7c) and flow-banded rocks (7d).
7e	SILTSTONE and SHALE; Locally phyllitic; minor slate, chert and greywacke; grey to green-brown weathering; may include undifferentiated rhyodacite.

DEVONIAN-MISSISSIPPIAN

6	SHALE and SLATE; Black to dark grey, recessive weathering, thin bedded, siliceous; locally phyllitic; minor "cherty" interbeds.

DEVONIAN

5	LIMESTONE and DOLOMITE, UNDIFFERENTIATED
5a	LIMESTONE; Resistant, dark grey to black, medium to thin bedded, locally fetid, locally rich in bioclastic debris.

SILURIAN-DEVONIAN

5b	DOLOMITE; Resistant, black, medium to dark grey weathering, fossiliferous.
4	DOLOMITE; Resistant, buff to tan weathering, sucrose, silty, thick bedded to massive; commonly with thin reticulated quartz veins.

SILURIAN

3	ORTHOQUARTZITE; Resistant, tan to light grey weathering, medium grained, locally with dolomite interbeds or cement, locally sericitic; locally appears to have a limestone component (3a).

UPPER CAMBRIAN (?)-ORDOVICIAN

2	PHYLLITE; Recessive, medium grey to black, chloritic and slaty; includes graphitic schist and minor graptolitic slate; all locally calcareous.

LOWER CAMBRIAN (?)

1	LIMESTONE; Dark grey, thin to medium bedded; interbedded with calcareous phyllite, green-grey tuffs and variably calcareous phyllitic tuffs; minor locally calcareous black shale.

SYMBOLS

- Geological Contact, known, inferred
- Thrust Fault
- Normal Fault
- Bedding, Foliation, with Dip
- Vein
- Outcrop
- Rock Sample with Tag Number
- Cut Baseline
- Trench
- Road or Cat trail
- Contour (Interval = 500 feet)
- * NAMED SHOWING or MINERAL ZONE
- x MINERALIZATION

Gn, Sp, Ba	Galena, Sphalerite, Barite
Py, Cpy, Aspy	Pyrite, Chalcopyrite, Arsenopyrite
Mg	Magnetite
Ag, Au	Silver, Gold
Pb, Zn	Lead, Zinc
FeCQ	Iron-carbonate-quartz veins

NOTE:
Topography from N.T.S. 105F 9/10 1:50,000 map sheets.
Complete results for rock samples in report appendix

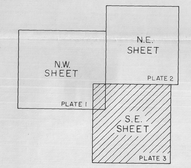

MAP INDEX

FAIRFIELD MINERALS LTD.

PRELIMINARY GEOLOGY

SOUTHEAST AREA

RAM CLAIM GROUP

WATSON LAKE MINING DISTRICT, YUKON TERRITORY
NTS 105F-9,10

SCALE = 1:10,000

200 0 200 400 600 METRES

PROFESSIONAL ENGINEER — PROVINCE OF BRITISH COLUMBIA — J. J. ROLANDS

BY
CORDILLERAN ENGINEERING LTD.
1980-1055 W. HASTINGS STREET
VANCOUVER, B.C. V6E 2E9

JANUARY 1988

PLATE 3

LEGEND

LITHOLOGY

JURASSIC and YOUNGER(?)

- 9 — LATITE DYKES and SILLS; Blocky weathering, dark grey-green; often bleached and clay altered; local magnetite.
- 8 — SYENITE; Resistant, massive, coarse to medium grained, equigranular; fine grained trachyte border phase.

MISSISSIPPIAN

- 7 — UNDIFFERENTIATED VOLCANIC ROCKS; Heterogeneous, rusty orange to brown weathering flows, tuffs and local volcanic breccias ranging from andesite to rhyodacite; dark grey argillaceous to phyllitic shale locally abundant.
- 7a — INTERMEDIATE FLOWS, CRYSTAL and LAPILLI TUFFS; Blocky, medium to dark green-brown weathering, andesite composition.
- 7b — FELSIC FLOWS and TUFFS; Rusty to light grey to buff weathering, pyritic and siliceous, rhyodacite composition; includes minor crystal lapilli tuff (7c) and flow-banded rocks (7d).
- 7e — SILTSTONE and SHALE; Locally phyllitic; minor slate, chert and greywacke; grey to green-brown weathering; may include undifferentiated rhyodacite.

DEVONIAN-MISSISSIPPIAN

- 6 — SHALE and SLATE; Black to dark grey, recessive weathering, thin bedded, siliceous; locally phyllitic; minor "cherty" interbeds.

DEVONIAN

- 5 — LIMESTONE and DOLOMITE, UNDIFFERENTIATED
- 5a — LIMESTONE; Resistant, dark grey to black, medium to thin bedded, locally fetid, locally rich in bioclastic debris.

SILURIAN-DEVONIAN

- 5b — DOLOMITE; Resistant, black, medium to dark grey weathering, fossiliferous.
- 4 — DOLOMITE; Resistant, buff to tan weathering, sucrose, silty, thick bedded to massive; commonly with thin reticulated quartz veins.

SILURIAN

- 3 — ORTHOQUARTZITE; Resistant, tan to light grey weathering, medium grained, locally with dolomite interbeds or cement, locally sericitic; locally appears to have a limestone component (3a).

UPPER CAMBRIAN(?)-ORDOVICIAN

- 2 — PHYLLITE; Recessive, medium grey to black, chloritic and slaty; includes graphitic schist and minor graptolitic slate; all locally calcareous.

LOWER CAMBRIAN(?)

- 1 — LIMESTONE; Dark grey, thin to medium bedded; interbedded with calcareous phyllite, green-grey tuffs and variably calcareous phyllitic tuffs; minor locally calcareous black shale.

SYMBOLS

- Geological Contact, known, inferred
- Thrust Fault
- Normal Fault
- Bedding, Foliation, with Dip
- Vein
- Outcrop
- ■ 82416 — Rock Sample with Tag Number
- Cut Baseline
- Trench
- Road or Cat trail
- 5000 — Contour (Interval = 500 feet)
- * — NAMED SHOWING or MINERAL ZONE
- x — MINERALIZATION

Gn, Sp, Ba	Galena, Sphalerite, Barite
Py, Cpy, Aspy	Pyrite, Chalcopyrite, Arsenopyrite
Mg	Magnetite
Ag, Au	Silver, Gold
Pb, Zn	Lead, Zinc
FeCQ	Iron-carbonate-quartz veins

NOTE:
Topography from N.T.S. 105F 9/10 1:50,000 map sheets.
Complete results for rock samples in report appendix

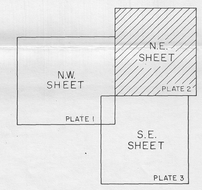

MAP INDEX

FAIRFIELD MINERALS LTD.

PRELIMINARY GEOLOGY

NORTHEAST AREA

RAM CLAIM GROUP

WATSON LAKE MINING DISTRICT, YUKON TERRITORY
NTS 105F-9,10

SCALE 1:10,000

200 0 200 400 600 METRES

BY
CORDILLERAN ENGINEERING LTD.
1980-1055 W. HASTINGS STREET
VANCOUVER, B.C. V6E 2E9

JANUARY 1988

PLATE 2



LEGEND

LITHOLOGY

JURASSIC and YOUNGER(?)

9	LATITE DYKES and SILLS; Blocky weathering, dark grey-green; often bleached and clay altered; local magnetite.
8	SYENITE; Resistant, massive, coarse to medium grained, equigranular; fine grained trachyte border phase.

MISSISSIPPIAN

7	UNDIFFERENTIATED VOLCANIC ROCKS; Heterogeneous, rusty orange to brown weathering flows, tuffs and local volcanic breccias ranging from andesite to rhyodacite; dark grey argillaceous to phyllitic shale locally abundant.
7a	INTERMEDIATE FLOWS, CRYSTAL and LAPILLI TUFFS; Blocky, medium to dark green-brown weathering, andesite composition.
7b	FELSIC FLOWS and TUFFS; Rusty to light grey to buff weathering, pyritic and siliceous, rhyodacite composition; includes minor crystal lapilli tuff (7c) and flow-banded rocks (7d).
7e	SILTSTONE and SHALE; Locally phyllitic; minor slate, chert and greywacke; grey to green-brown weathering; may include undifferentiated rhyodacite.

DEVONIAN-MISSISSIPPIAN

6	SHALE and SLATE; Black to dark grey, recessive weathering, thin bedded, siliceous; locally phyllitic; minor "cherty" interbeds.

DEVONIAN

5	LIMESTONE and DOLOMITE, UNDIFFERENTIATED
5a	LIMESTONE; Resistant, dark grey to black, medium to thin bedded, locally fetid, locally rich in bioclastic debris.

SILURIAN-DEVONIAN

5b	DOLOMITE; Resistant, black, medium to dark grey weathering, fossiliferous.
4	DOLOMITE; Resistant, buff to tan weathering, sucrose, silty, thick bedded to massive; commonly with thin reticulated quartz veins.

SILURIAN

3	ORTHOQUARTZITE; Resistant, tan to light grey weathering, medium grained, locally with dolomite interbeds or cement, locally sericitic; locally appears to have a limestone component (3a).

UPPER CAMBRIAN (?)-ORDOVICIAN

2	PHYLLITE; Recessive, medium grey to black, chloritic and slaty; includes graphitic schist and minor graphitic slate; all locally calcareous.

LOWER CAMBRIAN (?)

1	LIMESTONE; Dark grey, thin to medium bedded; interbedded with calcareous phyllite, green-grey tuffs and variably calcareous phyllitic tuffs; minor locally calcareous black shale.

SYMBOLS

- Geological Contact, known, inferred
- Thrust Fault
- Normal Fault
- Bedding, Foliation, with Dip
- Vein
- Outcrop
- Rock Sample with Tag Number
- Cut Baseline
- Trench
- Road or Cat trail
- Contour (Interval = 500 feet)
- * NAMED SHOWING or MINERAL ZONE
- x MINERALIZATION

Gn, Sp, Ba	Galena, Sphalerite, Barite
Py, Cpy, Aspy	Pyrite, Chalcopyrite, Arsenopyrite
Mg	Magnetite
Ag, Au	Silver, Gold
Pb, Zn	Lead, Zinc
FeCQ	Iron-carbonate-quartz veins

NOTE:
Topography from N.T.S. 105F 9/10 1:50,000 map sheets.
Complete results for rock samples in report appendix

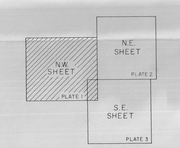

MAP INDEX

FAIRFIELD MINERALS LTD.

PRELIMINARY GEOLOGY

NORTHWEST AREA

RAM CLAIM GROUP

WATSON LAKE MINING DISTRICT, YUKON TERRITORY
NTS 105F-9,10

SCALE 1:10,000

200 0 200 400 600 METRES

PROFESSIONAL ENGINEER — PROVINCE OF BRITISH COLUMBIA — J. J. WYNANDS

BY
CORDILLERAN ENGINEERING LTD.
1980-1055 W. HASTINGS STREET
VANCOUVER, B.C. V6E 2E9

JANUARY 1988

PLATE 1


1600E
1800E
2000E
2200E
2400E
2600E
2800E
3000E
3200E
3400E
3600E
3800E
4000E
4200E
4400E
4600E
4800E
5000E
5200E
5400E
5600E
8000N
7800N
7600N
7400N
7200N
7000N
6800N
6600N
6400N
6200N
6000N
5800N
5600N
McCONNELL RIVER
"C"
"B"
"F"
"D"
"E"
"BNOB"
BASELINE
LEGEND
ZZ572
All values in ppb except Au in ppb
Au values <5 ppb not plotted
Pb > 209ppm
Zn > 355 ppm
Ag > 20 ppm
PROFESSIONAL ENGINEER
PROVINCE OF BRITISH COLUMBIA
CORDILLERAN ENGINEERING LTD.
FAIRFIELD MINERALS LTD.
RAM PROPERTY
RAM/FOX GRID
SOIL SAMPLE GEOCHEMICAL RESULTS
0 100 200 300 metres
Date: 5-NOV-87 Scale 1:5000 PLATE 5
Plotted by Bondar-Clegg Computer Services

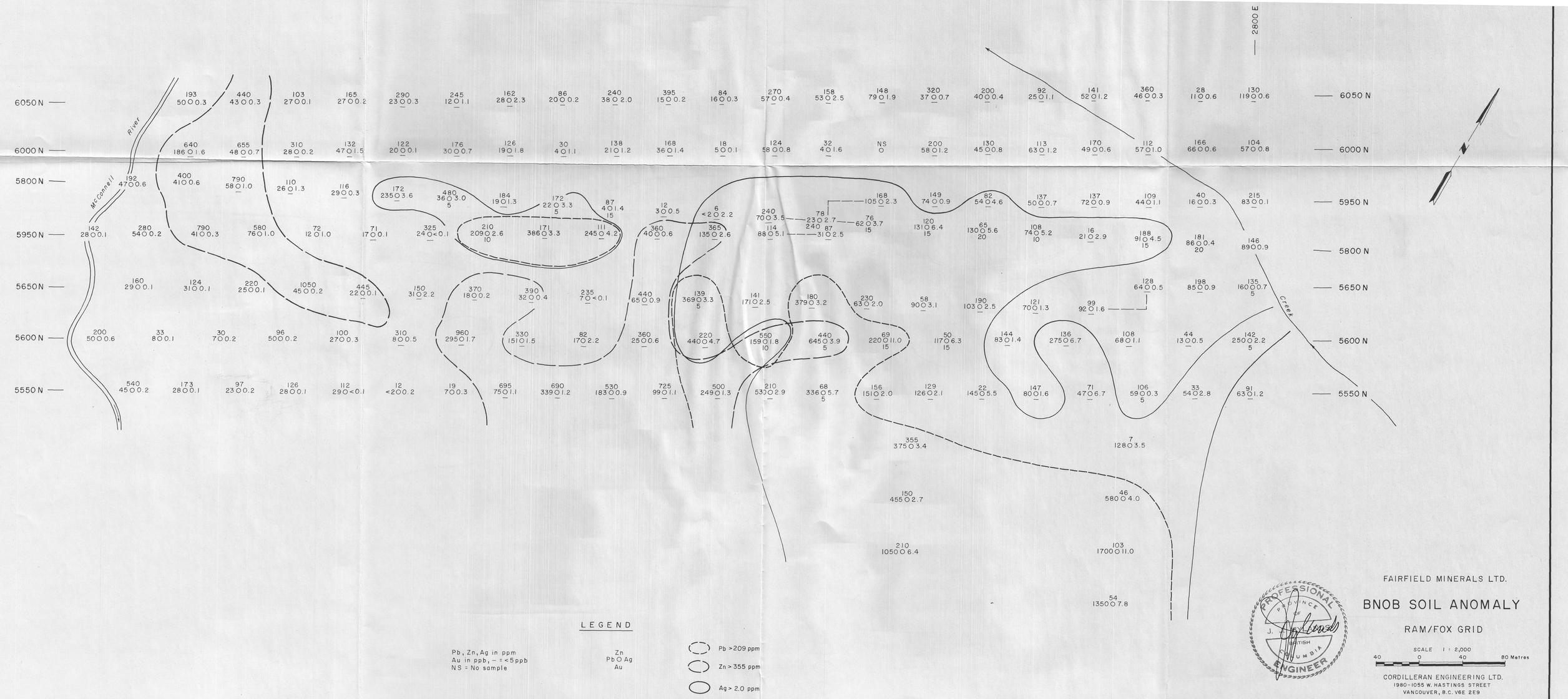

FAIRFIELD MINERALS LTD.

BNOB SOIL ANOMALY

RAM/FOX GRID

SCALE 1 : 2,000

40 0 40 80 Metres

PROFESSIONAL ENGINEER
PROVINCE OF BRITISH COLUMBIA
J. [illegible]

CORDILLERAN ENGINEERING LTD.
1980-1055 W. HASTINGS STREET
VANCOUVER, B.C. V6E 2E9

JANUARY 1988

PLATE 6

0E 500E 1000E 1500E 2000E 2500E 3000E 3500E 4000E 4500E

1400E BASELINE

1000N BASELINE

1000N 500N 0N 500S 1000S 1500S 2000S 2500S 3000S 3500S 4000S 4500S 5000S 5500S 6000S 6500S 7000S 7500S 8000S

"A" "B" "C" "D" "E" "F"

P/GWN GRID

APPROXIMATE CLAIM BOUNDARY

McCONNELL RIVER

MAT CLAIMS

APPROXIMATE CLAIM BOUNDARY

400E BASELINE

PROFESSIONAL ENGINEER
PROVINCE OF BRITISH COLUMBIA
J. D. [illegible]

LEGEND

Ag/Au

Ag values in ppm
Au values in ppb
Au values <5 ppb not plotted

Au>15 ppb

Ag>0.8 ppm

CORDILLERAN ENGINEERING LTD.

FAIRFIELD MINERALS LTD.

RAM PROPERTY

SOUTH GRID

SOIL SAMPLE GEOCHEMICAL RESULTS

0 200 400 600 metres

Date: 2-NOV-87	Scale 1:10000	PLATE 7

Plotted by Bonder-Clegg Computer Services



1700E
1800E
1900E
2000E
2100E
2200E
2300E
2400E
700S
800S
900S
1000S
1100S
1200S
1300S
"GWN" Skarn
"P" ZONE
LEGEND
Au
Pb Ag
Cu Zn
All values in ppm except Au in ppb
Au values <5 ppb not plotted
Pb > 75 ppm
Zn > 195 ppm
Cu > 76 ppm
Ag > 0.8 ppm
PROFESSIONAL ENGINEER
PROVINCE OF BRITISH COLUMBIA
CORDILLERAN ENGINEERING LTD.
FAIRFIELD MINERALS LTD.
RAM PROPERTY
P/GWN GRID
SOIL SAMPLE GEOCHEMICAL RESULTS
0 20 40 60 metres
Date: 4-NOV-87
Scale 1:1000
PLATE 8
Plotted by Bondar-Clegg Computer Services

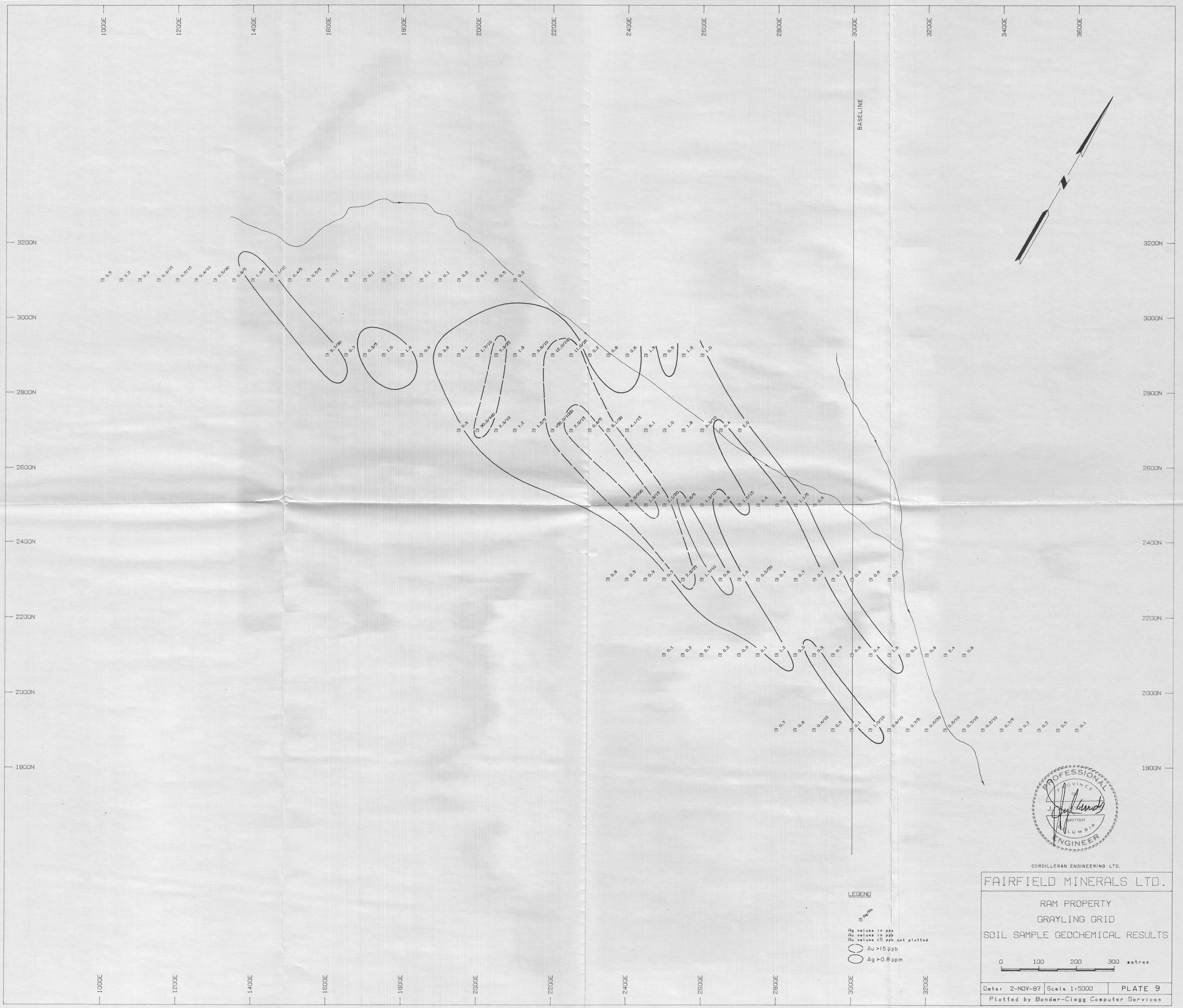

LEGEND

Ag/Au

Ag values in ppm
Au values in ppb
Au values <5 ppb not plotted

Au >15 ppb

Ag >0.8 ppm

PROFESSIONAL ENGINEER
PROVINCE OF BRITISH COLUMBIA

CORDILLERAN ENGINEERING LTD.

FAIRFIELD MINERALS LTD.

RAM PROPERTY
GRAYLING GRID
SOIL SAMPLE GEOCHEMICAL RESULTS

0 100 200 300 metres

Date: 2-NOV-87 | Scale 1:5000 | PLATE 9

Plotted by Bonder-Clegg Computer Services

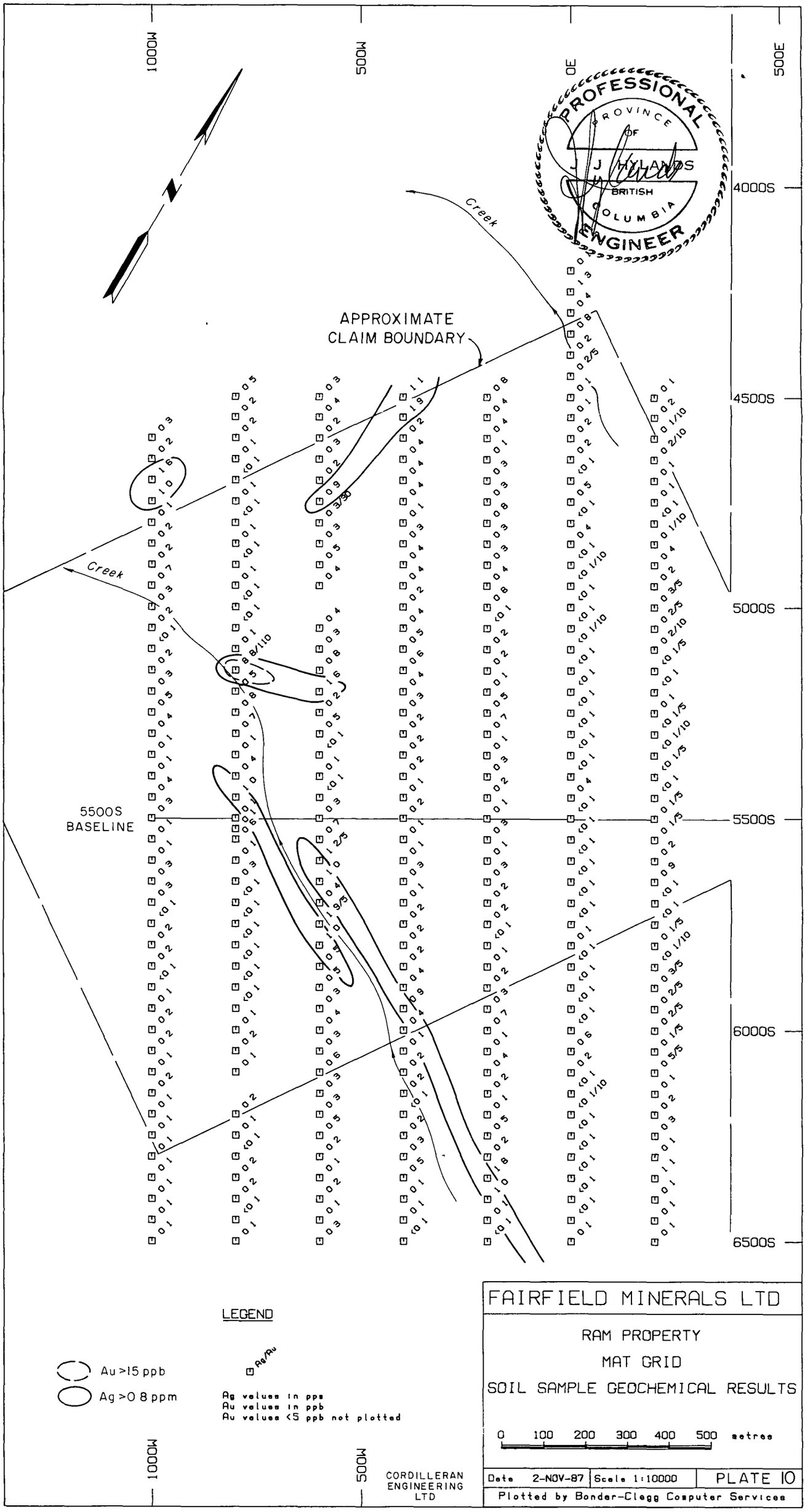
1000W
500W
0E
500E
4000S
4500S
5000S
5500S
6000S
6500S
Creek
Creek
APPROXIMATE
CLAIM BOUNDARY
5500S
BASELINE
PROFESSIONAL ENGINEER
PROVINCE OF BRITISH COLUMBIA
J J HYLANDS
LEGEND
Au >15 ppb
Ag >0 8 ppm
Ag/Au
Ag values in ppm
Au values in ppb
Au values <5 ppb not plotted
FAIRFIELD MINERALS LTD
RAM PROPERTY
MAT GRID
SOIL SAMPLE GEOCHEMICAL RESULTS
0 100 200 300 400 500 metres
CORDILLERAN ENGINEERING LTD
Date 2-NOV-87
Scale 1:10000
PLATE 10
Plotted by Bonder-Clegg Computer Services

2500W 2000W 1500W 1000W 500W 0E 500E 1000E 1500W

6000N 5500N 5000N 4500N 4000N 3500N 3000N 2500N 2000N 1500N 1000N 500N 0N

BASELINE

"BID"

"A"

"KLIPPA"

"C"

"WOLF"

"B"

SEAGULL CREEK

APPROXIMATE CLAIM BOUNDARY

LEGEND

Ag/Au

Ag values in ppm
Au values in ppb
Au values <5 ppb not plotted

Au>15ppb

Ag>0.8ppm

PROFESSIONAL ENGINEER
PROVINCE OF BRITISH COLUMBIA
J. [illegible]

CORDILLERAN ENGINEERING LTD.

FAIRFIELD MINERALS LTD.

RAM PROPERTY
BEAR GRID
SOIL SAMPLE GEOCHEMICAL RESULTS

0 200 400 600 metres

Date: 2-NOV-87 | Scale 1:10000 | PLATE II

Plotted by Bonder-Clegg Computer Services

1987

GEOLOGICAL, GEOCHEMICAL & GEOPHYSICAL REPORT

On the RAM #1-758 & MAT #1-12 MINERAL CLAIMS

Watson Lake Mining District, Y.T

NTS· 105/F-9,10, Lat 61 35'N, Long 132 35'W

VOLUME II APPENDICES

JANUARY, 1988. (YT'87 ASSESSMENT REP.)

NOTE: THIS REPORTS CONSISTS OF 2 VOLUMES

Volume I: Text, Plates
Volume II: Appendices

1987 GEOLOGICAL, GEOCHEMICAL AND GEOPHYSICAL REPORT

ON THE RAM PROPERTY

(RAM #1-758 & MAT #1-12 MINERAL Claims)

Watson Lake Mining District, Y.T.
Latitude 61 degrees 35'N, Longitude 132 degrees 35'W.
NTS: 105/F-9, 10

For

FAIRFIELD MINERALS LTD.
Vancouver, British Columbia

By

J. J. Hylands, P.Eng.
Consulting Geologist

CORDILLERAN ENGINEERING LTD.
1980-1055 W. Hastings St.
Vancouver, B.C. V6E 2E9

Date Submitted: January, 1988
Work Period: July 1 to September 26, 1987

TABLE OF CONTENTS

V O L U M E I I

APPENDICIES:

APPENDIX "A" **DIAMOND DRILL HOLE LOGS** ..... i-ix

- 1969 Drill holes by Canol Mines Ltd.

APPENDIX "B" **ANALYTICAL RESULTS - Soil Samples** ..... i-CXLix

APPENDIX "C" **ANALYTICAL RESULTS - Rock Samples** ..... i-xxiv

APPENDIX "D" **GEOPHYSICAL REPORTS By: Pacific Geophysical Ltd.**

- Grayling Grid
- Vole Grid

CANOL MINES 1969 - DRILLING, CONE (GRAYLING) SHOWING

DIAMOND DRILL HOLE NO. 1

NORTHING: 223,015 **DEPTH:** 166' **LOGGED BY:** R Falls
EASTING: 66,863 **AZIMUTH:** 135 degrees **DATE:** July 16, 1987
ELEVATION: 4,840 **DIP:** -30 degrees

REMARKS:
Hole drilled longitudinally along trench 2, should pass through upper sulphide zone

Interval	Description
0 0- 17 0'	CASING
17 0- 40 0'	SILTSTONE - Light grey to light yellowish-brown (probably more weathered) - Very fine grained but distinctly gritty - Equigranular - somewhat recrystallized - Poor or no bedding - Cherty appearance + highly fractured in places - Slightly calcareous in places - probably due to very thin secondary carbonate veins. Note: This unit contains some syenite (red-brown, medium grained, equigranular), however box 1, 17-34' has previously been dropped and disrupted and as a result it is difficult to determine the location of the syenite in this sequence.
40 0- 44 0'	SULPHIDE VEIN - Mineralization is with sulphides making up as much as 90% of the rock (in the centre of the vein) or as little as 10% of the rock (in the vein margins) - A sample from the centre of the vein had the following composition: 2% quartz as irregular veinlets avg 7 mm thick, 8% ankerite as irregular veins avg. 3 mm thick, 5% pyrite - small veinlets + euhedral xls up to 1 mm , 20% unidentified mineral - dull silvery grey colour, tarnishes to a pyrite-yellow colour, anhedral, non-magnetic, scratched by a knife leaving dark grey streak looks like arsenopyrite but appears to be too soft, and 65% dark brown sphalerite (massive) - In other areas the vein contains small amounts of galena - Vein appears to be richer in sphalerite than those seen in other holes
44 0- 54 0'	SYENITE - Pinkish-brown colour - Medium grained to very fine grained (chilled?) - Equigranular - 90-95% feldspar, 5-10% mafics + diss pyrite - Some late carbonate, qtz-veining - (fine grained phases may be chilled equivalent of the syenite)?
54 0- 72 0'	BOX 3 - ENTIRE BOX IS MISSING
72 0- 74 5'	SULPHIDE VEIN - Rusty-brown weathering - A sample from the centre of the vein contained 90% massive pyrrhotite, 9% irregular patches of massive red-brown sphalerite up to 1 cm across, and 1% veinlets of galena avg width ± 1 mm

CANOL MINES 1969 - DRILLING, CONE (GRAYLING) SHOWING DDH No. 1

Interval	Description
74 5- 79 5'	SYENITE - Light yellowish-brown to light greenish brown - Medium to coarse grained - Equigranular - ± 95% feldspar, 5% pyrite + mafic minerals - Syenite is cut by secondary quartz veins approx 2 per 5-10 cms, veins average 1-2 mm in width, typical angle to core 60 degrees
79 5-93 0'	MARBLE - Medium grey to white colour - Medium to coarse grained - Approx 50% of the rock consists of thin streaks of carbonaceous? material. - Some sections of coarse calcite - Minor pyrite - disseminated approx. 1%. 87.0-88.0' Sulphide Rich Zone - Zone is 70% calcite, 30% sulphides overall but sulphides are more concentrated near the centre of the zone. - A sample from the centre of the zone consisted of 30% calcite, 50% massive red-brown sphalerite, 5% galena, 5% pyrite and 10% silver-grey mineral(s) - at least some of which is arsenopyrite (identified by crystal form), some appears too soft for arsenopyrite (scratched by knife blade).
93 0- 98 0'	SYENITE - Fine to medium grained - light yellow-brown. - Some calcite/marble interbedding 96.0-97 0' coarse calcite interbed in syenite - Greyish white, coarse grained - Some rusty limonite alteration.
98 0-100 0'	MARBLE - Medium grey streaky marble as described above - Medium grained. - Coarse calcite phases
100 0-146 0'	SYENITE - Light yellow-brown to red-brown colour - Mostly medium grained with some fine grained sections - Some late carbonate + quartz veins up to 5 mm thick, typical angle to core 60 degrees - Minor pyrite <1% as disseminated grains or veinlets 114 5-116 0' zone of brecciated syenite in a coarse calcite matrix - Approx 30% solid syenite + syenite clasts (subangular, up to 3 cm), 70% coarse white calcite, minor pyrite <1%
146 0-166 0'	BOX 8 - ENTIRE BOX MISSING
166 0'	END OF HOLE

CANOL MINES 1969 - DRILLING, CONE (GRAYLING) SHOWING

DIAMOND DRILL HOLE NO. 2

NORTHING:	223,015	**DEPTH:** 213'	**LOGGED BY:** R Falls
EASTING:	66,863	**AZIMUTH:** 135 degrees	**DATE:** Aug 19, 1987
ELEVATION:	4,840	**DIP:** -46 degrees	

REMARKS:
Hole drilled in Trench 2, same starting point and azimuth as Hole #1, but steeper dip

Interval	Description
0 0- 12 0'	LOST CORE
12 0- 19 0'	MARBLE/CALCITE VEIN - Light grey - Medium to coarse grained. - Recrystallized - Some streaky grey patches.
19.0- 27.0'	SYENITE - Pinkish brown colour (slightly lighter on fresh surface). - Fine to medium grained, equigranular. - Relatively soft + bleached in places probably due to moderate clay alteration of feldspars - Slightly calcareous (carbonate alteration). - 95% feldspar, approx 5% dark grains (mafics, minor quartz) - Locally cut by secondary quartz veins (1-3 mm thick) typical angle to core 30 degrees.
27.0- 44 5'	SILTSTONE? (or trachytic phase of syenite) - Light greenish grey colour, some orange-brown weathering in places. - Fine grained, equigranular - Relatively hard but scratched by a knife - Highly fractured - Cherty appearance <u>40 0-41 0 MARBLE</u> - Medium grey colour - Medium grained, equigranular - Colour due to fine black streaks (<0 5 mm diameter) - Streaks run roughly parallel to length of core and comprise 30-50% of the rock - Streaks may be remnants of carbonaceous material
44 5- 57 0'	SYENITE - Pinkish brown - Medium grained with some fine grained areas - Equigranular - Relatively hard - Minor, irregular qtz, calcite veining <u>53 0-54 75' SULPHIDE VEIN</u> - Vein of massive sulphides - A sample from the centre of the vein contained 50% massive dark brown sphalerite, 40% massive pyrihotite, 7% thin veins of galena (1-2 mm thick) and 3% anhedral pyrite grains up to 3mm across

CANOL MINES 1969 - DRILLING, CONE (GRAYLING) SHOWING DDH No. 2

Interval	Description
57 0- 61 5'	BRECCIA - Rock consists of 10-70% fragments of syenite in a white calcite matrix - Fragments are up to 1 cm across, angular to subangular. - Possible fault zone
61 5-86 4'	SYENITE - Pinkish-brown to grey - Medium to coarse grained - Equigranular - Moderate clay, carbonate alteration. 64.5-65 5' MARBLE/CALCITE VEIN - Mostly coarse, white, equigranular. - Some grey streaky patches occur locally.
86.5-107.0'	MARBLE - Medium grey to white in colour. - Medium grained, equigranular. - Grey colour due to 40-50%, thin (<.05 mm diameter) streaks of carbonaceous? material. - White areas due to coarse calcite. 103.0-105.0 SYENITE - Relatively coarse grained. - Greenish-brown colour - Equigranular
107.0-213.0'	SYENITE - Pinkish brown to greenish grey in colour. - Predominantly coarse to medium grained. - Equigranular - Usually approx 95% feldspar, 5% mafics - Green-grey areas may contain up to 10% mafics - Locally cut by secondary quartz or carbonate veins approx avg 0 5 to 1 0 cm thick, typical angle to core 30 degrees 129 0-129 0' QUARTZ-CARBONATE VEIN - Massive, white, approx 1% anhedral pyrite in grains up to 1 cm across 135 0-135 5' QUARTZ-CARBONATE VEIN - Massive, white 156 0' QUARTZ-CARBONATE VEIN - Massive, white, irregular 210 0-213 0' QUARTZ-CARBONATE VEIN - Massive, white
213 0'	END OF HOLE

CANOL MINES 1969 - DRILLING, CONE (GRAYLING) SHOWING

DIAMOND DRILL HOLE NO. 4

NORTHING: 222,913 **DEPTH:** 113' **LOGGED BY:** R Falls
EASTING: 66,762 **AZIMUTH:** 282 degrees **DATE:** July 15, 1987
ELEVATION: 4,840 **DIP:** -24 degrees

REMARKS:
Hole begins in trench 2 - intended to intersect upper sulphide zone

Interval	Description
0 0- 30 0'	MUCH CORE MISSING - exact nature of this unit difficult to determine - Rock appears to consist of grey to light brown, medium to coarse grained marble/calcite containing brown ankerite or siderite veins - Some sulphide mineralization is apparent - consisting of veins up to several inches thick of pyrite, pyrrhotite and lesser galena.
30.0- 34.0'	SULPHIDE VEIN - Rusty colour due to limonitic alteration. - Vein consists of 70-80% sulphides, 20-30% qtz-carbonate gangue. - Sulphides are predominantly pyrite + pyrrhotite with 2-5% galena, minor arsenopyrite, tetrahedrite?, sphalerite?.
34.0- 37 5'	COARSE CALCITE - White to light yellowish-brown colour. - Coarse grained. - Contains several irregular sulphide veins which make up approx. 2-5% of the unit. - Veins are irregular, up to 5 mm thick, and contain pyrite + galena - Some veins are sheared as is the carbonate-indicating that some deformation has occurred since veins were emplaced
37.5- 50 0'	MARBLE - Light to medium grey colour - Medium grained - Colour is caused by streaks of dark grey (possibly carbonaceous) material - The rock is cut by minor late stage carbonate veins and contains some patches of coarse calcite 48 5-50 0' - Coarse Calcite phase
50 0-±64 5'	SYENITE - Much core missing over this interval - Light greenish-brown colour with some pinkish-brown patches - Medium grained - Equigranular - Contains some veins + patches of coarse calcite 59 5-62 0' - Coarse calcite vein - White to yellow brown colour - Some rusty (ankerite?) veins - Some disseminated pyrite between 61 5-62 0' - 1-5% of the rock at this point 57 0- 61 5' BRECCIA

CANOL MINES 1969 - DRILLING, CONE (GRAYLING) SHOWING DDH No. 4

Interval	Description
64.5-73 5'	MARBLE - Streaky marble as described above - Some coarse calcite patches
73 5- 93 5'	SYENITE (angle to core 40 degrees) - Light reddish-brown colour - Medium to coarse grained - Equigranular - Moderate limonitic alteration + carbonate alteration - Approx 90-95% feldspar, disseminated pyrite 1-2%, mafic minerals 3-4%. - The rock is cut by secondary quartz + carbonate veins - Approx 1 vein per 20 cms - Veins average 4-5 mm in width, typical angle to core 50 degrees 75.0' pyrite-quartz vein, 80% massive pyrite, 20% quartz, 1% sphalerite?, vein is approx. 1.5 cm thick with angle to core 30 degrees.
93.5-103 5'	SULPHIDE VEIN - Rusty brown due to limonite alteration of sulphides - Composition varies but overall vein is 80% sulphides, 20% carbonate-quartz gangue - A representative sample from the centre of the vein had the following composition. 2% quartz - anhedral grains up to 5 mm in length, 4% ankerite - rusty-brown veinlets. avg 1 mm thick, <1% sphalerite - red-brown anhedral grains up to 1 mm across, 10% pyrite - anhedral grains up to 6 mm across 25% galena - irregular veins + patches up to 8 mm across and 60% pyrrhotite - massive. 102.0-103.5' - Vein contains approximately 30-50% gangue (carbonate-quartz) in this section, galena is also more abundant approx 30%
103 5-113 0'	COARSE CALCITE (MARBLE?) - Light greyish white - Some rusty-brown patches (ankerite?) - Medium to coarse grained 112 5' - pyrite vein 0 5-1 cm thick - composed of a mass of subhedral to euhedral pyrite grains up to 1 mm in size
113 0'	END OF HOLE

CANOL MINES 1969 - DRILLING, CONE (GRAYLING) SHOWING

DIAMOND DRILL HOLE NO. 5

NORTHING: 222,770 **DEPTH:** 396' **LOGGED BY:** R Falls
EASTING: 66,810 **AZIMUTH:** 150 degrees **DATE:** July 14, 1987
ELEVATION: 4,760 **DIP:** -45 degrees

REMARKS:
Hole is located in trench 4 - intended to intersect lower zone

Interval	Description
0 0- 20 5'	QUARTZITE/ OR CHERT - Light grey (fresh), light brownish-grey (weathering), very fine grained, equigranular, bedding not apparent, siliceous, 1-2% dark grains.
20.5- 24.0'	SULPHIDE VEIN - Rusty brown due to limonite alteration, vein contains approx. 10% galena, 15% pyrite, 75% quartz + siderite? ankerite?.
24.0- 32.0'	MARBLE - Medium grey, white with dark grey streaks - possibly carboniferous material - grey material comprises approx. 50% of the rock, rock is cut by calcite veins up to 3 mm thick, the first 1.5 feet of this unit is brecciated by calcite veins.
32 0-126.0'	SILTSTONE - Light brownish grey to greenish-grey, very fine-grained, poorly bedded, moderately hard, non-calcareous, cherty appearance, some hard siliceous segments.
126.0-224 5'	MARBLE or CALCITE/DOLOMITE VEIN - White to brownish white colour, coarse grained calcite, some brownish dolomitic patches + streaky grey patches. 163-165 5' Dark green fine grained vein containing stringers of pyrite, up to 30% pyrite in places 166 0-166 5' Similar material to the above, 20-30% pyrite 177 0-179 0' Streaky marble - dark grey streaks (carbonaceous?) in white host 179 5-186 0' Dolomitic marble, light yellow-brown, siderite? coarse grained - minor brecciated patches, 1-2% pyrite - as patches + veinlets 186 0-200 0' Grey streaky marble - alternating with coarse dolomite + calcite, 1-2% irregular pyrite patches + veinlets 200 0-224 5' Coarse white calcite, dolomitic patches 202 5' Pyrite-sphalerite vein angle to core 60 degrees, width approx 5 mm, vein is 60% massive pyrite, 40% massive dark brown sphalerite

CANOL MINES 1969 - DRILLING, CONE (GRAYLING) SHOWING DDH No. 5

Interval	Description
	214 0' Eight cm wide sulphide vein, vein consists of 40% gangue minerals (quartz + ankerite?), 40% massive pyrrhotite, 10% subhedral pyrite grains up to 8 mm across, 8% massive dark brown sphalerite as veins 1-3 mm wide and as anhedral grains up to 5 mm across, 2% arsenopyrite as subhedral to euhedral grains up to 1 mm across
	217 0-224 5' Zone of brecciated dolomite, 50-60% subangular to angular clasts of dolomite (clasts up to 1 5 cm in size) in a matrix of fine grained calcite, possibly some feldspar clasts, disseminated pyrite in places making up approx 1% of the rock
	220 5-221 0' Sulphide-bearing patch of breccia, rock contains approx 10% sulphides as disseminated grains and 1% galena, <1% sphalerite.
224.5-396.0'	SYENITE - Light pinkish-brown to medium grey colour. - Predominantly medium grained with some fine or coarse grained patches. - Equigranular - Composition is 90-95% feldspar, 5-10% mafic minerals. - Pyrite occurs occasionally as disseminated grains <1% of rock + small veinlets. - Minor late quartz veins cut the rock in places. - Quartz veins are up to 7 cm thick and show no preferred orientation, occasional carbonate veins up to several cms thick. - The syenite is relatively soft (ie., scratches with a knife) and has probably undergone some clay + carbonate alteration. - Powdered rock fizzes with HCl indicating the presence of dolomite/calcite - carbonate alteration
	288 0' Pyrite-carbonate vein approx. 10 cm. wide. Vein consists of 50% white carbonate, 50% pyrite as a mass of euhedral xls up to 1 mm across.
	345 0-375 0' Medium grey phase of syenite, some lighter pinkish patches This phase contains approx. 10% dark brown grains which show a rusty red alteration - these grains may be sphalerite?
396 0'	END OF HOLE

CANOL MINES 1969 - DRILLING, CONE (GRAYLING) SHOWING

DIAMOND DRILL HOLE NO. 6

NORTHING: 222,770 **DEPTH:** 43.5' **LOGGED BY:** R. Falls
EASTING: 66,810 **AZIMUTH:** - **DATE:** July 14, 1987
ELEVATION: 4,760 **DIP:** -90 degrees

REMARKS:
Hole drilled vertically in trench #4, hole begins in same location as Hole #5

Interval	Description
0 0- 6 5'	LOST CORE
6.5- 21 0'	QUARTZITE - Light greenish-grey (fresh), light greenish grey to reddish-brown weathering. - Fine grained, recrystallized, equigranular. - Very hard + siliceous. - 2-5% darker grains.
21.0- 22.5'	SILTSTONE - Light grey (fresh), yellow-grey weathering. - Fine grained, equigranular. - Bedding not apparent. - Minor manganese + limonite alteration along fractures. - Relatively hard but can be scratched by a knife.
22 5- 43.5'	SYENITE? (altered) - Pinkish-brown (fresh, weathered) - Medium grained. - Relatively hard (scratches with knife) - Moderate limonite, manganese alteration - Slightly calcareous in places (carbonate alteration?)
43 5'	END OF HOLE

Bondar-Clegg & Company Ltd
130 Pemberton Ave
North Vancouver B C
Canada V7P 2R5
Phone (604) 985-0681
Telex 04-352667

BONDAR-CLEGG

Geochemical Lab Report

JUN 08 87

Ans'd

REPORT 127-3025 | PROJECT RAM #1 | PAGE 1

SAMPLE NUMBER	ELEMENT UNITS	As PPM	Au PPB		SAMPLE NUMBER	ELEMENT UNITS	As PPM	Au PPB
P4 RAM 1 1600E 3800N		18	<5	**RAM GRID**	P4 RAM 1 1800E 4100N		20	10
P4 RAM-1 1600E 3850N		11	<5		P4 RAM-1 1800E 4150N		23	10
P4 RAM 1 1600E 3900N		13	<5		P4 RAM 1 1800E 4200N		20	10
P4 RAM 1 1600E 3950N		10	<5		P4 RAM-1 1800E 4250N		27	15
P4 RAM-1 1600E 4000N		23	<5		P4 RAM-1 1800E 4300N		22	10
P4 RAM-1 1600E 4050N		22	<5		P4 RAM-1 1800E 4350N		21	<5
P4 RAM 1 1600E 4100N		23	<5		P4 RAM 1 1800E 4400N		52	10
P4 RAM-1 1600E 4150N		23	<5		P4 RAM-1 1800E 4450N		35	5
P4 RAM-1 1600E 4200N		24	<5		P4 RAM-1 1800E 4500N		32	5
P4 RAM-1 1600E 4250N		12	<5		P4 RAM-1 1800E 4550N		19	10
P4 RAM-1 1600E 4300N		19	<5		P4 RAM-1 1800E 4650N		15	<5
P4 RAM-1 1600E 4350N		15	<5		P4 RAM-1 1800E 4700N		8	<5
P4 RAM-1 1600E 4400N		4	<5		P4 RAM-1 1800E 4750N		14	<5
P4 RAM-1 1600E 4450N		13	<5		P4 RAM-1 1800E 4800N		11	<5
P4 RAM-1 1600E 4500N		18	<5		P4 RAM-1 1800E 4850N		12	<5
P4 RAM-1 1600E 4550N		12	<5		P4 RAM-1 1800E 4900N		5	<5
P4 RAM-1 1600E 4600N		21	<5		P4 RAM-1 1800E 4950N		45	<5
P4 RAM-1 1600E 4650N		11	<5		P4 RAM-1 1800E 5000N		18	<5
P4 RAM-1 1600E 4700N		11	<5		P4 RAM-1 1800E 5050N		22	<5
P4 RAM-1 1600E 4750N		11	<5		P4 RAM-1 1800E 5100N		12	<5
P4 RAM-1 1600E 4800N		20	<5		P4 RAM-1 1800E 5200N		19	<5
P4 RAM-1 1600E 4850N		<2	<5		P4 RAM-1 1800E 5250N		17	<5
P4 RAM-1 1600E 4900N		<2	<5		P4 RAM-1 1800E 5300N		22	<5
P4 RAM-1 1600E 4950N		20	<5		P4 RAM-1 1800E 5350N		22	<5
P4 RAM-1 1600E 5000N		3	<5		P4 RAM-1 1800E 5400N		20	<5
P4 RAM-1 1600E 5050N		11	<5		P4 RAM-1 1800E 5450N		20	<5
P4 RAM-1 1600E 5100N		6	<5		P4 RAM-1 1800E 5500N		10	<5
P4 RAM-1 1600E 5150N		20	<5		P4 RAM-1 SS1800E 4320N		14	<5
P4 RAM 1 1600E 5200N		31	<5		P4 RAM-1 2000E 3800N		18	<5
P4 RAM 1 1600E 5250N		21	<5		P4 RAM-1 2000E 3850N		20	<5
P4 RAM 1 1600E 5300N		16	<5		P4 RAM-1 2000E 3900N		17	<5
P4 RAM-1 1600E 5350N		20	<5		P4 RAM-1 2000E 3950N		21	<5
P4 RAM 1 1600E 5450N		5	<5		P4 RAM 1 2000E 4000N		29	<5
P4 RAM 1 1600E 5500N		7	<5		P4 RAM-1 2000E 4050N		20	<5
P4 RAM-1 SS1600E 3930N		15	<5		P4 RAM-1 2000E 4100N		28	<5
P4 RAM-1 SS1600E 4180N		14	<5		P4 RAM-1 2000E 4150N		30	<5
P4 RAM-1 1800E 3800N		14	<5		P4 RAM-1 2000E 4200N		20	<5
P4 RAM-1 1800E 3850N		28	5		P4 RAM-1 2000E 4250N		13	<5
P4 RAM-1 1800E 4000N		<2	5		P4 RAM-1 2000E 4300N		15	<5
P4 RAM-1 1800E 4050N		19	10		P4 RAM-1 2000E 4350N		18	<5

Bondar-Clegg & Company Ltd
130 Pemberton Ave
North Vancouver B C
Canada V7P 2R5
Phone (604) 985-0681
Telex 04-352667

BONDAR-CLEGG

Geochemical Lab Report

REPORT 127-3025 | PROJECT RAM | PAGE 7

RAM GRID

SAMPLE NUMBER	ELEMENT UNITS	As PPM	Au PPB
P4 RAM 1 [illegible] 4400N		32	<5
P4 RAM-1 2000E 4450N		16	<5
P4 RAM-1 2000E 4500N		16	<5
P4 RAM 1 2000E 4550N		20	<5
P4 RAM-1 2000E 4600N		16	<5
P4 RAM-1 2000E 4650N		17	<5
P4 RAM-1 2000E 4700N		20	<5
P4 RAM-1 2000E 4800N		10	<5
P4 RAM 1 2000E 4900N		8	<5
P4 RAM-1 2000E 4950N		8	<5
P4 RAM-1 2000E 5000N		22	<5
P4 RAM 1 2000E 5050N		40	<5
P4 RAM-1 2000E 5100N		30	<5
P4 RAM-1 2000E 5150N		5	<5
P4 RAM-1 2000E 5200N		27	<5
P4 RAM-1 2000E 5250N		23	<5
P4 RAM-1 2000E 5300N		28	<5
P4 RAM-1 2000E 5400N		27	<5
P4 RAM-1 2000E 5450N		39	<5
P4 RAM-1 2000E 5500N		40	<5
P4 RAM-1 SS2000E 3840N		22	<5
P4 RAM-1 SS2000E 4070N		25	<5
P4 RAM-1 SS2000E 4125N		20	<5
P4 RAM-1 2200E 3800N		13	<5
P4 RAM-1 2200E 3850N		10	<5
P4 RAM-1 2200E 3900N		10	<5
P4 RAM-1 2200E 3950N		4	<5
P4 RAM 1 2200E 4000N		20	<5
P4 RAM 1 2200E 4050N		3	<5
P4 RAM 1 2200E 4100N		10	<5
P4 RAM-1 2200E 4150N		2	<5
P4 RAM-1 2200E 4200N		10	<5
P4 RAM-1 2200E 4250N		6	<5
P4 RAM 1 2200E 4300N		65	10
P4 RAM-1 2200E 4350N		33	5
P4 RAM 1 2200E 4400N		4	<5
P4 RAM-1 2200E 4450N		40	<5
P4 RAM-1 2200E 4500N		20	<5
P4 RAM-1 2200E 4550N		21	<5
P4 RAM 1 2200E 4600N		28	<5

SAMPLE NUMBER	ELEMENT UNITS	As PPM	Au PPB
P4 RAM-1 2200E 4650N		17	<5
P4 RAM 1 2200E 4700N		5	<5
P4 RAM-1 2200E 4750N		16	<5
P4 RAM-1 2200E 4800N		105	<5
P4 RAM 1 2200E 4850N		58	<5
P4 RAM-1 2200E 4900N		2	<5
P4 RAM 1 2200E 4950N		95	<5
P4 RAM-1 2200E 5000N		7	<5
P4 RAM-1 2200E 5050N		2	<5
P4 RAM 1 2200E 5100N		<2	<5
P4 RAM-1 2200E 5150N		54	10
P4 RAM-1 2200E 5200N		100	30
P4 RAM-1 2200E 5250N		12	<5
P4 RAM-1 2200E 5350N		28	<5
P4 RAM-1 2200E 5400N		58	<5
P4 RAM-1 2200E 5450N		30	<5
P4 RAM-1 2200E 5500N		54	<5
P4 RAM-1 SS2200E 3865N		13	<5
P4 RAM-1 SS2200E 4290N		20	<5
P4 RAM-1 SS2200E 4357N		38	<5
P4 RAM-1 SS2200E 4430N		19	<5
P4 RAM-1 2400E 3800N		15	15
P4 RAM-1 2400E 3850N		15	<5
P4 RAM-1 2400E 3900N		11	<5
P4 RAM-1 2400E 3950N		12	<5
P4 RAM-1 2400E 4000N		12	<5
P4 RAM-1 2400E 4050N		<2	<5
P4 RAM 1 2400E 4100N		4	<5
P4 RAM-1 2400E 4150N		2	<5
P4 RAM-1 2400E 4200N		3	<5
P4 RAM-1 2400E 4250N		2	<5
P4 RAM-1 2400E 4300N		15	<5
P4 RAM 1 2400E 4350N		13	<5
P4 RAM-1 2400E 4400N		32	<5
P4 RAM-1 2400E 4450N		8	<5
P4 RAM 1 2400E 4500N		38	<5
P4 RAM-1 2400E 4550N		40	<5
P4 RAM-1 2400E 4600N		6	<5
P4 RAM-1 2400E 4650N		15	<5
P4 RAM-1 2400E 4700N		18	<5

Bondar-Clegg & Company Ltd
130 Pemberton Ave
North Vancouver B C
Canada V7P 2R5
Phone (604) 985-0681
Telex 04-352667

BONDAR-CLEGG

Geochemical Lab Report

REPORT 127-3095 | PROJECT RAM | PAGE 3

SAMPLE NUMBER	ELEMENT UNITS	As PPM	Au PPB	
P4 RAM-1 2400E 4750N		43	<5	**RAM GRID**
P4 RAM-1 2400E 4800N		36	<5	
P4 RAM 1 2400E 4850N		15	<5	
P4 RAM 1 2400E 4900N		38	<5	
P4 RAM-1 2400E 4950N		23	<5	
P4 RAM-1 2400E 5000N		53	<5	
P4 RAM-1 2400E 5050N		280	20	
P4 RAM-1 2400E 5100N		63	40	
P4 RAM-1 2400E 5150N		25	<5	
P4 RAM-1 2400E 5200N		34	<5	
P4 RAM-1 2400E 5250N		8	<5	
P4 RAM-1 2400E 5300N		24	<5	
P4 RAM-1 2400E 5350N		12	<5	
P4 RAM-1 SS2400E 3780N		15	<5	
P4 RAM-1 2600E 3800N		4	<5	
P4 RAM-1 2600E 3850N		15	<5	
P4 RAM-1 2600E 3900N		2	<5	
P4 RAM-1 2600E 3950N		6	<5	
P4 RAM-1 2600E 4000N		15	<5	
P4 RAM-1 2600E 4050N		58	<5	
P4 RAM-1 2600E 4100N		2	<5	
P4 RAM-1 2600E 4150N		4	<5	
P4 RAM-1 2600E 4200N		13	<5	
P4 RAM-1 2600E 4250N		13	<5	
P4 RAM-1 2600E 4300N		15	<5	
P4 RAM-1 2600E 4350N		2	<5	
P4 RAM-1 2600E 4400N		5	<5	
P4 RAM 1 2600E 4450N		37	<5	
P4 RAM 1 2600E 4500N		48	5	
P4 RAM-1 2600E 4550N		21	<5	
P4 RAM-1 2600E 4600N		13	<5	
P4 RAM-1 2600E 4650N		24	<5	
P4 RAM 1 2600E 4700N		19	<5	
P4 RAM-1 2600E 4750N		54	<5	
P4 RAM-1 2600E 4800N		41	<5	
P4 RAM-1 2600E 4850N		36	5	
P4 RAM-1 2600E 4900N		400	55	
P4 RAM-1 2600E 4950N		30	<5	
P4 RAM-1 2600E 5000N		32	<5	
P4 RAM-1 2600E 5050N		40	<5	
P4 RAM-1 2600E 5150N		160	5	
P4 RAM-1 2600E 5200N		58	10	
P4 RAM-1 2600E 5250N		3	<5	**RAM GRID**
P4 RAM-1 2600E 5300N		65	5	
P4 RAM-1 A4000N 2850W		78	<5	**SEAGULL GRID**
P4 RAM-1 A4000N 2900W		145	<5	
P4 RAM-1 A4000N 2950W		190	<5	
P4 RAM-1 A4000N 3000W		125	<5	
P4 RAM-1 A4000N 3050W		93	<5	
P4 RAM-1 A4000N 3200W		165	5	
P4 RAM-1 A4000N 3250W		135	<5	
P4 RAM-1 A4000N 3300W		85	<5	
P4 RAM-1 A4000N 3350W		155	5	
P4 RAM-1 A4000N 3400W		240	5	
P4 RAM-1 A4000N 3450W		110	<5	
P4 RAM-1 A4000N 3500W		100	<5	
P4 RAM-1 A4200N 2850W		175	<5	
P4 RAM-1 A4200N 2900W		84	<5	
P4 RAM-1 A4200N 2950W		120	<5	
P4 RAM-1 A4200N 3000W		100	<5	
P4 RAM-1 A4200N 3050W		94	<5	
P4 RAM-1 A4200N 3100W		64	<5	
P4 RAM-1 A4200N 3150W		115	<5	
P4 RAM-1 A4200N 3200W		70	<5	
P4 RAM-1 A4200N 3250W		78	<5	
P4 RAM-1 A4200N 3300W		80	<5	
P4 RAM-1 A4200N 3350W		62	<5	
P4 RAM-1 A4200N 3400W		92	<5	
P4 RAM 1 A4200N 3450W		120	<5	
P4 RAM-1 A4200N 3500W		88	<5	
P4 RAM-1 A4400N 2850W		70	5	
P4 RAM-1 A4400N 2900W		110	<5	
P4 RAM-1 A4400N 2950W		500	<5	
P4 RAM-1 A4400N 3000W		125	<5	
P4 RAM-1 A4400N 3050W		100	<5	
P4 RAM-1 A4400N 3100W		55	<5	
P4 RAM-1 A4400N 3150W		5	<5	
P4 RAM-1 A4400N 3200W		150	<5	
P4 RAM-1 A4400N 3250W		8	<5	
P4 RAM-1 A4400N 3300W		49	<5	

Bondar-Clegg & Company Ltd
130 Pemberton Ave
North Vancouver B C
Canada V7P 2R5
Phone (604) 985-0681
Telex 04-352667

BONDAR-CLEGG

Geochemical Lab Report

REPORT 127-3025 | PROJECT RAM | PAGE 4

SEAGULL GRID

SAMPLE NUMBER	ELEMENT UNITS	As PPM	Au PPB	SAMPLE NUMBER	ELEMENT UNITS	As PPM	Au PPB
P4 RAM-1 A4400N 3350W		95	<5	P4 RAM 1 A4800N 4000W		190	<5
P4 RAM-1 A4400N 3400W		30	<5	P4 RAM-1 A4800N 2050W		300	<5
P4 RAM-1 A4400N 3450W		48	<5	P4 RAM-1 A4800N 2100W		150	<5
P4 RAM 1 A4400N 3500W		160	<5	P4 RAM 1 A4800N 2150W		145	<5
P4 RAM-1 A4600N 2150W		85	<5	P4 RAM 1 A4800N 2200W		370	<5
P4 RAM-1 A4600N 2200W		58	<5	P4 RAM 1 A4800N 2250W		90	<5
P4 RAM-1 A4600N 2250W		380	<5	P4 RAM-1 A4800N 2300W		95	5
P4 RAM 1 A4600N 2300W		350	<5	P4 RAM-1 A4800N 2350W		30	<5
P4 RAM-1 A4600N 2350W		140	<5	P4 RAM-1 A4800N 2400W		>1000	25
P4 RAM-1 A4600N 2400W		145	<5	P4 RAM-1 A4800N 2450W		>1000	70
P4 RAM-1 A4600N 2450W		72	<5	P4 RAM-1 A4800N 2500W		950	20
P4 RAM-1 A4600N 2500W		66	<5	P4 RAM-1 A4800N 2550W		750	20
P4 RAM-1 A4600N 2550W		89	<5	P4 RAM-1 A4800N 2600W		330	5
P4 RAM-1 A4600N 2600W		600	<5	P4 RAM-1 A4800N 2650W		330	5
P4 RAM-1 A4600N 2650W		75	<5	P4 RAM-1 A4800N 2700W		13	<5
P4 RAM-1 A4600N 2700W		80	<5	P4 RAM-1 A4800N 2750W		5	<5
P4 RAM-1 A4600N 2750W		145	<5	P4 RAM-1 A4800N 2800W		180	10
P4 RAM-1 A4600N 2800W		68	<5	P4 RAM-1 A4800N 2850W		190	<5
P4 RAM-1 A4600N 2850W		63	<5	P4 RAM-1 A4800N 2900W		300	10
P4 RAM-1 A4600N 2900W		100	<5	P4 RAM-1 A4800N 2950W		160	<5
P4 RAM-1 A4600N 2950W		80	<5	P4 RAM-1 A4800N 3000W		80	5
P4 RAM-1 A4600N 3000W		80	<5	P4 RAM-1 A4800N 3050W		37	<5
P4 RAM-1 A4600N 3100W		78	<5	P4 RAM-1 A4800N 3100W		220	15
P4 RAM-1 A4600N 3150W		150	<5	P4 RAM-1 A4800N 3150W		160	5
P4 RAM-1 A4600N 3200W		85	<5	P4 RAM-1 A4800N 3200W		22	<5
P4 RAM 1 A4600N 3250W		130	5	P4 RAM-1 A4800N 3250W		23	5
P4 RAM-1 A4600N 3300W		60	<5	P4 RAM-1 A4800N 3300W		46	<5
P4 RAM-1 A4600N 3350W		40	<5	P4 RAM-1 A4800N 3350W		90	10
P4 RAM-1 A4600N 3400W		110	<5	P4 RAM-1 A4800N 3400W		10	<5
P4 RAM 1 A4600N 3450W		105	<5	P4 RAM-1 A4800N 3450W		135	<5
P4 RAM 1 A4600N 3500W		110	<5	P4 RAM-1 A4800N 3500W		70	<5
P4 RAM 1 A4600N 3550W		30	15	P4 RAM 1 A4800N 3550W		>1000	10
P4 RAM 1 A4600N 3600W		160	<5	P4 RAM-1 A4800N 3600W		850	20
P4 RAM-1 A4600N 3650W		170	<5	P4 RAM-1 A4800N 3650W		27	<5
P4 RAM-1 A4600N 3700W		150	320	P4 RAM-1 A4800N 3700W		60	<5
P4 RAM 1 A4600N 3750W		145	<5	P4 RAM-1 A4800N 3750W		370	<5
P4 RAM-1 A4600N 3800W		850	5	P4 RAM-1 A4800N 3800W		380	<5
P4 RAM-1 A4600N 3850W		>1000	10	P4 RAM 1 A4800N 3850W		22	<5
P4 RAM 1 A4600N 3900W		450	55	P4 RAM-1 A4800N 3900W		11	<5
P4 RAM 1 A4600N 3950W		230	<5	P4 RAM-1 A4800N 3950W		800	<5

Bondar-Clegg & Company Ltd
130 Pemberton Ave
North Vancouver B C
Canada V7P 2R5
Phone (604) 985-0681
Telex 04-352667

BONDAR-CLEGG

Geochemical Lab Report

REPORT VZ7 3095 | PROJECT RAM | PAGE 5

SAMPLE NUMBER	ELEMENT UNITS	As PPM	Au PPB		SAMPLE NUMBER	ELEMENT UNITS	As PPM	Au PPB
P4 RAM 1 A4800N 4600W		800	<5	**SEAGULL GRID**	P4 RAM 1 A5200N 2150W		270	<5
P4 RAM-1 A5000N 2050W		75	<5		P4 RAM-1 A5200N 2200W		130	<5
P4 RAM-1 A5000N 2100W		100	<5		P4 RAM-1 A5200N 2250W		175	<5
P4 RAM 1 A5000N 2150W		155	<5		P4 RAM-1 A5200N 2300W		20	<5
P4 RAM 1 A5000N 2200W		100	<5		P4 RAM 1 A5200N 2350W		800	<5
P4 RAM-1 A5000N 2250W		60	<5		P4 RAM-1 A5200N 2400W		>1000	75
P4 RAM 1 A5000N 2300W		60	<5		P4 RAM 1 A5200N 2450W		>1000	110
P4 RAM-1 A5000N 2350W		400	35		P4 RAM-1 A5200N 2500W		>1000	60
P4 RAM-1 A5000N 2400W		230	20		P4 RAM-1 A5200N 2550W		380	5
P4 RAM-1 A5000N 2450W		20	<5		P4 RAM-1 A5200N 2600W		110	<5
P4 RAM-1 A5000N 2500W		200	5		P4 RAM-1 A5200N 2650W		7	<5
P4 RAM-1 A5000N 2550W		850	<5		P4 RAM-1 A5200N 2700W		6	<5
P4 RAM-1 A5000N 2600W		>1000	110		P4 RAM-1 A5200N 2750W		70	<5
P4 RAM-1 A5000N 2650W		>1000	25		P4 RAM-1 A5200N 2800W		300	5
P4 RAM-1 A5000N 2700W		80	<5		P4 RAM-1 A5200N 2850W		>1000	150
P4 RAM-1 A5000N 2750W		53	<5		P4 RAM-1 A5200N 2900W		>1000	<5
P4 RAM-1 A5000N 2800W		55	<5		P4 RAM-1 A5200N 2950W		400	5
P4 RAM-1 A5000N 2850W		350	25		P4 RAM-1 A5200N 3000W		250	<5
P4 RAM-1 A5000N 2900W		900	30		P4 RAM-1 A5200N 3050W		88	<5
P4 RAM-1 A5000N 2950W		>1000	60		P4 RAM-1 A5200N 3100W		18	<5
P4 RAM-1 A5000N 3000W		400	<5		P4 RAM-1 A5200N 3150W		18	<5
P4 RAM-1 A5000N 3050W		>1000	130		P4 RAM-1 A5200N 3200W		11	<5
P4 RAM-1 A5000N 3100W		>1000	10		P4 RAM-1 A5200N 3250W		53	<5
P4 RAM-1 A5000N 3150W		60	<5		P4 RAM-1 A5200N 3300W		10	<5
P4 RAM-1 A5000N 3200W		23	<5		P4 RAM-1 A5200N 3350W		6	<5
P4 RAM-1 A5000N 3250W		24	<5		P4 RAM-1 A5200N 3400W		160	<5
P4 RAM 1 A5000N 3300W		12	<5		P4 RAM-1 A5200N 3450W		56	5
P4 RAM-1 A5000N 3350W		15	<5		P4 RAM-1 A5200N 3500W		290	40
P4 RAM 1 A5000N 3400W		190	<5		P4 RAM 1 A5200N 3550W		100	<5
P4 RAM-1 A5000N 3450W		70	<5		P4 RAM 1 A5200N 3600W		17	<5
P4 RAM-1 A5000N 3500W		125	10		P4 RAM 1 A5200N 3650W		300	<5
P4 RAM-1 A5000N 3550W		450	<5		P4 RAM-1 A5200N 3700W		37	<5
P4 RAM 1 A5000N 3600W		300	10		P4 RAM 1 A5200N 3750W		28	<5
P4 RAM 1 A5000N 3650W		300	<5		P4 RAM 1 A5200N 3800W		20	<5
P4 RAM 1 A5000N 3700W		450	<5		P4 RAM-1 A5200N 3850W		85	<5
P4 RAM 1 A5000N 3750W		150	<5		P4 RAM-1 A5200N 3900W		30	<5
P4 RAM-1 A5000N 3800W		63	<5		P4 RAM-1 A5200N 3950W		20	<5
P4 RAM-1 A5000N 3850W		18	<5		P4 RAM-1 A5400N 2050W		105	5
P4 RAM-1 A5000N 3900W		35	<5		P4 RAM-1 A5400N 2100W		110	<5
P4 RAM-1 A5000N 3950W		19	<5		P4 RAM-1 A5400N 2200W		160	200

Bondar-Clegg & Company Ltd
130 Pemberton Ave
North Vancouver B C
Canada V7P 2R5
Phone (604) 985-0681
Telex 04-352667

BONDAR-CLEGG

Geochemical Lab Report

REPORT 127-855 | PROJECT RAM | PAGE 6

SAMPLE NUMBER	ELEMENT UNITS	As PPM	Au PPB		SAMPLE NUMBER	ELEMENT UNITS	As PPM	Au PPB
P4 RAM 1 A5400N 2250W		58	<5	**SEAGULL GRID**	P4 RAM 1 A6200N 3100W		17	<5
P4 RAM 1 A5400N 2300W		155	5		P4 RAM 1 A6200N 3150W		17	<5
P4 RAM-1 A5400N 2350W		380	10		P4 RAM 1 A6200N 3200W		7	<5
P4 RAM 1 A5400N 2400W		160	<5		P4 RAM 1 A6200N 3250W		<2	<5
P4 RAM 1 A5400N 2450W		60	<5		P4 RAM-1 A6200N 3300W		8	<5
P4 RAM-1 A5400N 2500W		300	<5		P4 RAM 1 A6200N 3350W		10	<5
P4 RAM-1 A5400N 2550W		400	5		P4 RAM-1 A6200N 3400W		9	<5
P4 RAM-1 A5400N 2600W		500	10		P4 RAM-1 A6200N 3450W		5	<5
P4 RAM-1 A5400N 2650W		220	<5		P4 RAM-1 A6200N 3500W		8	<5
P4 RAM-1 A5400N 2700W		130	<5		P4 RAM-1 A6200N 3550W		6	<5
P4 RAM-1 A5400N 2750W		140	<5		P4 RAM-1 A6200N 3600W		7	<5
P4 RAM-1 A5400N 2800W		400	5		P4 RAM-1 A6200N 3650W		11	<5
P4 RAM-1 A5400N 2850W		>1000	45		P4 RAM-1 A6200N 3700W		7	<5
P4 RAM 1 A5400N 2900W		>1000	15		P4 RAM-1 A6200N 3750W		11	<5
P4 RAM-1 A5400N 2950W		600	<5		P4 RAM-1 A6200N 3800W		13	<5
P4 RAM-1 A5400N 3000W		>1000	20		P4 RAM-1 A6200N 3850W		5	<5
P4 RAM-1 A5400N 3050W		85	<5		P4 RAM-1 A6200N 3900W		30	<5
P4 RAM-1 A5400N 3100W		50	<5		P4 RAM-1 A6200N 3950W		5	<5
P4 RAM 1 A5400N 3150W		30	<5		P4 RAM-1 A6200N 4050W		13	<5
P4 RAM-1 A5400N 3200W		7	<5		P4 RAM-1 A6200N 4100W		5	<5
P4 RAM-1 A5400N 3250W		38	<5		P4 RAM-1 A6200N 4150W		10	<5
P4 RAM-1 A5400N 3300W		18	<5		P4 RAM-1 A6200N 4200W		12	<5
P4 RAM-1 A5400N 3350W		15	<5		P4 RAM-1 A6200N 4250W		88	<5
P4 RAM-1 A5400N 3400W		22	<5		P4 RAM-1 A6200N 4300W		65	5
P4 RAM-1 A5400N 3450W		28	<5		P4 RAM-1 A6200N 4350W		140	<5
P4 RAM 1 A5400N 3500W		18	<5		P4 RAM-1 A6200N 4400W		400	45
P4 RAM 1 A5400N 3550W		15	<5		P4 RAM-1 A6360N 3000W		2	<5
P4 RAM-1 A5400N 3600W		15	<5		P4 RAM-1 A6360N 3050W		15	<5
P4 RAM-1 A5400N 3650W		10	<5		P4 RAM 1 A6360N 3100W		6	<5
P4 RAM 1 A5400N 3700W		50	<5		P4 RAM-1 A6360N 3150W		33	<5
P4 RAM 1 A5400N 3750W		97	<5		P4 RAM-1 A6360N 3200W		18	<5
P4 RAM-1 A5400N 3800W		40	<5		P4 RAM-1 A6360N 3250W		14	<5
P4 RAM-1 A5400N 3850W		12	<5		P4 RAM-1 A6360N 3300W		13	<5
P4 RAM 1 A5400N 3900W		9	<5		P4 RAM 1 A6360N 3350W		14	<5
P4 RAM-1 A5400N 3950W		18	<5		P4 RAM-1 A6360N 3400W		10	<5
P4 RAM-1 A5400N 4000W		12	5		P4 RAM-1 A6360N 3450W		6	<5
P4 RAM 1 A6200N 2900W		26	<5		P4 RAM-1 A6360N 3500W		30	<5
P4 RAM-1 A6200N 2950W		55	10		P4 RAM-1 A6400N 2900W		60	<5
P4 RAM-1 A6200N 3000W		31	5		P4 RAM-1 A6400N 2950W		105	<5
P4 RAM-1 A6200N 3050W		18	<5		P4 RAM-1 A6400N 3000W		135	40

Bondar-Clegg & Company Ltd
130 Pemberton Ave
North Vancouver B C
Canada V7P 2R5
Phone (604) 985-0681
Telex 04-352667

BONDAR-CLEGG

Geochemical Lab Report

REPORT 127-3095 | PROJECT RAM | PAGE 7

SAMPLE NUMBER	ELEMENT UNITS	As PPM	Au PPB		SAMPLE NUMBER	ELEMENT UNITS	As PPM	Au PPB
P4 RAM-1 A6400N 3050W		43	5	**SEAGULL GRID**	P4 RAM-1 A6600N 4350W		10	<5
P4 RAM-1 A6400N 3100W		12	<5		P4 RAM-1 A6600N 4400W		10	<5
P4 RAM 1 A6400N 3150W		37	<5					
P4 RAM 1 A6400N 3200W		52	15					
P4 RAM-1 A6400N 3250W		40	20					
P4 RAM 1 A6400N 3300W		48	35					
P4 RAM 1 A6400N 3350W		58	20					
P4 RAM-1 A6400N 3400W		80	20					
P4 RAM 1 A6400N 3450W		12	10					
P4 RAM-1 A6400N 3500W		60	<5					
P4 RAM-1 A6400N 3550W		22	<5					
P4 RAM-1 A6400N 3600W		15	<5					
P4 RAM-1 A6400N 3650W		16	<5					
P4 RAM-1 A6400N 3700W		5	<5					
P4 RAM-1 A6400N 3750W		8	<5					
P4 RAM-1 A6400N 3800W		33	<5					
P4 RAM-1 A6400N 3850W		60	<5					
P4 RAM-1 A6400N 3900W		20	<5					
P4 RAM-1 A6400N 3950W		18	<5					
P4 RAM-1 A6400N 4000W		20	<5					
P4 RAM-1 A6400N 4050W		40	<5					
P4 RAM-1 A6400N 4100W		80	<5					
P4 RAM-1 A6400N 4150W		42	<5					
P4 RAM-1 A6400N 4200W		400	35					
P4 RAM-1 A6400N 4250W		120	30					
P4 RAM-1 A6400N 4300W		43	10					
P4 RAM 1 A6400N 4350W		15	5					
P4 RAM 1 A6400N 4400W		35	<5					
P4 RAM 1 A6600N 3800W		18	<5					
P4 RAM 1 A6600N 3850W		6	<5					
P4 RAM 1 A6600N 3900W		20	<5					
P4 RAM 1 A6600N 3950W		28	<5					
P4 RAM 1 A6600N 3995W		57	<5					
P4 RAM-1 A6600N 4000W		10	<5					
P4 RAM 1 A6600N 4050W		85	<5					
P4 RAM-1 A6600N 4100W		60	10					
P4 RAM-1 A6600N 4150W		16	<5					
P4 RAM-1 A6600N 4200W		18	<5					
P4 RAM-1 A6600N 4250W		25	<5					
P4 RAM-1 A6600N 4300W		26	<5					

Bondar-Clegg & Company Ltd
130 Pemberton Ave
North Vancouver B C
Canada V7P 2R5
Phone (604) 985-0681
Telex 04-352667

BONDAR-CLEGG

JUN

Geochemical Lab Report

Ans d

#2 complete

SEAGULL GRID

SAMPLE NUMBER	ELEMENT UNITS	AP PPM	AL PPM	SAMPLE NUMBER	ELEMENT UNITS	AP PPM	AL PPM
P4 RAM2 A4400N-2050W		175	<5	P4 RAM2 A5800N-2050W		[illegible]	<5
P4 RAM2 A4400N-2100W		[illegible]	5	P4 RAM2 A5800N-2100W		1[illegible]0	<5
P4 RAM2 A4400N-2150W		225	5	P4 RAM2 A5800N-2150W		7[illegible]	<5
P4 RAM2 A4400N-2200W		250	<5	P4 RAM2 A5800N-2200W		[illegible]	5
P4 RAM2 A4400N-2250W		200	5	P4 RAM2 A5800N-2250W		85	5
P4 RAM2 A4400N-2300W		1[illegible]	5	P4 RAM2 A5800N-2300W		150	10
P4 RAM2 A4400N-2350W		220	<5	P4 RAM2 A5800N-2350W		110	<5
P4 RAM2 A4400N-2400W		85	10	P4 RAM2 A5800N-2700W		300	15
P4 RAM2 A4400N-2450W		90	<5	P4 RAM2 A5800N-2750W		85	<5
P4 RAM2 A4400N-2500W		110	<5	P4 RAM2 A5800N-2800W		42	5
P4 RAM2 A4400N-2550W		130	5	P4 RAM2 A5800N-2850W		48	<5
P4 RAM2 A4400N-2600W		100	<5	P4 RAM2 A5800N-2900W		32	<5
P4 RAM2 A4400N-2650W		110	<5	P4 RAM2 A5800N-2950W		80	<5
P4 RAM2 A4400N-2700W		140	5	P4 RAM2 A5800N-3000W		20	<5
P4 RAM2 A4400N-2750W		140	<5	P4 RAM2 A6360N-3550W		92	5
P4 RAM2 A4400N-2800W		73	<5	P4 RAM2 A6360N-3600W		58	15
P4 RAM2 A5600N-2050W		80	<5	P4 RAM2 A6360N-3650W		76	15
P4 RAM2 A5600N-2100W		280	<5	P4 RAM2 A6360N-3700W		24	<5
P4 RAM2 A5600N-2150W		70	<5	P4 RAM2 A6360N-3750W		41	5
P4 RAM2 A5600N-2200W		145	10	P4 RAM2 A6360N-3800W		49	<5
P4 RAM2 A5600N-2300W		145	<5	P4 RAM2 A6360N-3850W		42	<5
P4 RAM2 A5600N-2350W		6	<5	P4 RAM2 A6360N-3900W		45	<5
P4 RAM2 A5600N-2400W		100	<5	P4 RAM2 A6360N-3950W		58	<5
P4 RAM2 A5600N-2450W		70	<5	P4 RAM2 A6360N-4000W		37	<5
P4 RAM2 A5600N-2500W		>1000	15	P4 RAM2 A6600N-2850W		145	<5
P4 RAM2 A5600N-2550W		270	<5	P4 RAM2 A6600N-2900W		4[illegible]	5
P4 RAM2 A5600N-2600W		350	15	P4 RAM2 A6600N-2950W		30	5
P4 RAM2 A5600N-2650W		[illegible]	[illegible]	P4 RAM2 A6600N-3000W		8[illegible]	<5
P4 RAM2 A5600N-2700W		[illegible]	5	P4 RAM2 A6600N-3050W		[illegible]	5
P4 RAM2 A5600N-2750W		[illegible]	5	P4 RAM2 A6600N-3100W		[illegible]	<5
P4 RAM2 A5600N-2800W		55	<5	P4 RAM2 A6600N-3150W		1[illegible]	<5
P4 RAM2 A5600N-2850W		6[illegible]	5	P4 RAM2 A6600N-3200W		[illegible]	5
P4 RAM2 A5600N-2900W		20	5	P4 RAM2 A6600N-3250W		[illegible]	5
P4 RAM2 A5600N-2950W		6	<5	P4 RAM2 A6600N-3300W		[illegible]	5
P4 RAM2 A5600N-3000W		45	5	P4 RAM2 A6600N-3350W		31	<5
P4 RAM2 A5800N-2100W		25	<5	P4 RAM2 A6600N-3400W		[illegible]	<5
P4 RAM2 A5800N-2150W		95	<5	P4 RAM2 A6600N-3450W		11	<5
P4 RAM2 A5800N-2200W		120	<5	P4 RAM2 A6600N-3500W		25	<5
P4 RAM2 A5800N-2250W		110	<5	P4 RAM2 A6600N-3550W		55	<5
P4 RAM2 A5800N-2300W		83	<5	P4 RAM2 A6600N-3600W		15	<5

Bondar-Clegg & Company Ltd
130 Pemberton Ave
North Vancouver B C
Canada V7P 2R5
Phone (604) 985-0681
Telex 04-352667

BONDAR-CLEGG

Geochemical Lab Report

[illegible] PROJECT: PAM PAGE 2

SAMPLE NUMBER	ELEMENT UNITS	Ag PPM	Au PPB	SAMPLE NUMBER	ELEMENT UNITS	Ag PPM	Au PPB
P4 [illegible]		20	5	SEAGULL GRID	P4 [illegible]	35	5
P4 [illegible]		20	5		P4 [illegible]	[illegible]	<5
P4 [illegible]		30	5		P4 [illegible]	45	<5
P4 RAM2 A6800N-2700W		54	5		P4 [illegible]	30	<5
P4 [illegible]		35	5		P4 RAM2 [illegible]	[illegible]	<5
P4 RAM2 A6800N-2800W		105	5		P4 RAM2 A7200N-1750W	35	<5
P4 RAM2 A6800N-2850W		118	5		P4 RAM2 A7200N-1800W	105	5
P4 RAM2 A6800N-2900W		94	<5		P4 RAM2 A7200N-1850W	750	<5
P4 RAM2 A6800N-2950W		89	5		P4 RAM2 A7200N-1900W	1000	<5
P4 RAM2 A6800N-3000W		150	<5		P4 RAM2 A7200N-1950W	200	20
P4 RAM2 A7000N-1000W		30	<5		P4 RAM2 A7200N-2050W	30	<5
P4 RAM2 A7000N-1050W		90	<5		P4 RAM2 A7200N-2100W	17	<5
P4 RAM2 A7000N-1100W		85	<5		P4 RAM2 A7200N-2150W	950	25
P4 RAM2 A7000N-1150W		34	<5		P4 RAM2 A7200N-2200W	20	<5
P4 RAM2 A7000N-1200W		22	<5		P4 RAM2 A7400N-1000W	8	<5
P4 RAM2 A7000N-1250W		29	<5		P4 RAM2 A7400N-1050W	9	<5
P4 RAM2 A7000N-1300W		20	<5		P4 RAM2 A7400N-1100W	10	<5
P4 RAM2 A7000N-1350W		18	<5		P4 RAM2 A7400N-1150W	20	<5
P4 RAM2 A7000N-1400W		12	<5		P4 RAM2 A7400N-1200W	45	<5
P4 RAM2 A7000N-1450W		3	<5		P4 RAM2 A7400N-1250W	25	<5
P4 RAM2 A7000N-1500W		13	<5		P4 RAM2 A7400N-1300W	28	<5
P4 RAM2 A7000N-1550W		50	<5		P4 RAM2 A7400N-1350W	14	<5
P4 RAM2 A7000N-1600W		19	<5		P4 RAM2 A7400N-1400W	17	<5
P4 RAM2 A7000N-1650W		31	15		P4 RAM2 A7400N-1450W	35	<5
P4 RAM2 A7000N-1700W		28	85		P4 RAM2 A7400N-1500W	38	<5
P4 RAM2 A7000N-1750W		60	<5		P4 RAM2 A7400N-1550W	34	5
P4 RAM2 A7000N-1800W		105	<5		P4 RAM2 A7400N-1600W	33	<5
P4 RAM2 A7000N-1850W		30	<5		P4 RAM2 A7400N-1650W	10	5
P4 RAM2 A7000N-1900W		27	25		P4 RAM2 A7400N-1700W	5	<5
P4 RAM2 A7000N-1950W		230	5		P4 RAM2 A7400N-1750W	280	<5
P4 RAM2 A7200N-1000W		20	<5		P4 RAM2 A7400N-1800W	510	5
P4 RAM2 A7200N-1050W		30	<5		P4 RAM2 A7400N-1850W	30	<5
P4 RAM2 A7200N-1100W		12	<5		P4 RAM2 A7400N-1900W	40	<5
P4 RAM2 A7200N-1150W		30	<5		P4 RAM2 A7400N-1950W	30	<5
P4 RAM2 A7200N-1200W		9	<5		P4 RAM2 A7400N-2050W	60	<5
P4 RAM2 A7200N-1250W		40	<5		P4 RAM2 A7400N-2100W	40	<5
P4 RAM2 A7200N-1300W		6	5		P4 RAM2 A7600N-1000W	11	<5
P4 RAM2 A7200N-1350W		35	<5		P4 RAM2 A7600N-1050W	8	<5
P4 RAM2 A7200N-1400W		8	<5		P4 RAM2 A7600N-1100W	6	<5
P4 RAM2 A7200N-1450W		12	<5		P4 RAM2 A7600N-1150W	12	<5

Bondar-Clegg & Company Ltd
130 Pemberton Ave
North Vancouver B C
Canada V7P 2R5
Phone (604) 985-0681
Telex 04-352667

BONDAR-CLEGG

Geochemical Lab Report

SAMPLE	ELEMENT	As	Au
NUMBER	UNITS	PPM	PPB
P4 RAM2 A7600N-1200W		2	5
P4 RAM2 A7600N-1250W		2	5
P4 RAM2 A7600N-1300W		60	<5
P4 RAM2 A7600N-1350W		20	<5
P4 RAM2 A7600N-1400W		10	<5
P4 RAM2 A7600N-1450W		15	<5
P4 RAM2 A7600N-1500W		22	5
P4 RAM2 A7600N-1550W		20	<5
P4 RAM2 A7600N-1600W		160	<5
P4 RAM2 A7600N-1650W		>1000	20
P4 RAM2 A7600N-1700W		30	<5
P4 RAM2 A7600N-1750W		15	<5
P4 RAM2 A7600N-1800W		15	<5
P4 RAM2 A7600N-1850W		80	<5
P4 RAM2 A7600N-1900W		110	<5
P4 RAM2 A7600N-1950W		220	<5
P4 RAM2 A7800N-1000W		43	<5
P4 RAM2 A7800N-1050W		35	<5
P4 RAM2 A7800N-1100W		54	<5
P4 RAM2 A7800N-1150W		11	<5
P4 RAM2 A7800N-1200W		5	<5
P4 RAM2 A7800N-1250W		12	<5
P4 RAM2 A7800N-1300W		13	<5
P4 RAM2 A7800N-1350W		16	<5
P4 RAM2 A7800N-1400W		12	10
P4 RAM2 A7800N-1450W		19	<5
P4 RAM2 A7800N-1500W		95	<5
P4 RAM2 A7800N-1550W		22	5
P4 RAM2 A7800N-1600W		21	<5
P4 RAM2 A7800N-1650W		20	5
P4 RAM2 A7800N-1700W		19	<5
P4 RAM2 A7800N-1750W		20	5
P4 RAM2 A7800N-1800W		17	5
P4 RAM2 A7800N-1850W		90	5
P4 RAM2 A7800N-1900W		450	5
P4 RAM2 A7800N-1950W		>1000	5
P4 RAM2 A8000N-1000W		10	<5
P4 RAM2 A8000N-1050W		13	<5
P4 RAM2 A8000N-1100W		10	<5
P4 RAM2 A8000N-1150W		15	<5

SEAGULL GRID

SAMPLE	ELEMENT	As	Au
NUMBER	UNITS	PPM	PPB
P4 RAM2 A8000N-1200W		2	5
P4 RAM2 A8000N-1250W		7	5
P4 RAM2 A8000N-1300W		55	<5
P4 RAM2 A8000N-1350W		6	<5
P4 RAM2 A8000N-1400W		2	<5
P4 RAM2 A8000N-1450W		14	5
P4 RAM2 A8000N-1500W		57	<5
P4 RAM2 A8000N-1550W		24	5
P4 RAM2 A8000N-1600W		22	<5
P4 RAM2 A8000N-1650W		20	<5
P4 RAM2 A8000N-1700W		19	<5
P4 RAM2 A8000N-1750W		20	<5
P4 RAM2 A8000N-1800W		6	<5
P4 RAM2 A8000N-1850W		40	<5
P4 RAM2 A8000N-1900W		10	<5
P4 RAM2 A8000N-1950W		75	<5
P4 RAM2 A8200N-1000W		<2	<5
P4 RAM2 A8200N-1050W		2	<5
P4 RAM2 A8200N-1100W		31	<5
P4 RAM2 A8200N-1150W		14	<5
P4 RAM2 A8200N-1200W		9	<5
P4 RAM2 A8200N-1250W		20	<5
P4 RAM2 A8200N-1300W		8	<5
P4 RAM2 A8200N-1350W		24	<5
P4 RAM2 A8200N-1400W		10	<5
P4 RAM2 A8200N-1450W		100	<5
P4 RAM2 A8200N-1500W		24	<5
P4 RAM2 A8200N-1550W		18	5
P4 RAM2 A8200N-1600W		100	55
P4 RAM2 A8200N-1650W		7	<5
P4 RAM2 A8200N-1700W		12	5
P4 RAM2 A8200N-1750W		11	5
P4 RAM2 A8200N-1800W		8	5

Bondar-Clegg & Company Ltd
130 Pemberton Ave
North Vancouver B C
Canada V7P 2R5
Phone (604) 985-0681
Telex 04-352667

BONDAR-CLEGG

Geochemical Lab Report

AUG

Ans'd

REPORT 127-4991 (Complete) | ram Ship #3 | PROJECT RAM #3 | PAGE 1

SAMPLE NUMBER	ELEMENT UNITS	Pb PPM	Zn PPM	Ag PPM	Au PPB	SAMPLE NUMBER	ELEMENT UNITS	Pb PPM	Zn PPM	Ag PPM	Au PPB
S1 R-3 1700N 1475E	GRAYLING GRID				15	S1 R-3 1775N 1650E					<5
S1 R-3 1700N 1500E					<5	S1 R-3 1775N 1675E					5
S1 R-3 1700N 1525E					<5	S1 R-3 1775N 1700E					10
S1 R-3 1700N 1550E					<5	S1 R-3 1775N 1725E					<5
S1 R-3 1700N 1575E					<5	S1 R-3 1800N 1475E					<5
S1 R-3 1700N 1600E					<5	S1 R-3 1800N 1525E					<5
S1 R-3 1700N 1625E					15	S1 R-3 1800N 1575E					<5
S1 R-3 1700N 1650E					15	S1 R-3 1800N 1625E					<5
S1 R-3 1700N 1675E					20	S1 R-3 1800N 1675E					<5
S1 R-3 1700N 1700E					<5	S1 R-3 1800N 1725E					<5
S1 R-3 1700N 1725E					<5	S1 R-3 1825N 1475E					<5
S1 R-3 1725N 1475E					5	S1 R-3 1825N 1500E					<5
S1 R-3 1725N 1500E					10	S1 R-3 1825N 1525E					<5
S1 R-3 1725N 1525E					<5	S1 R-3 1825N 1550E					<5
S1 R-3 1725N 1550E					<5	S1 R-3 1825N 1575E					<5
S1 R-3 1725N 1575E					5	S1 R-3 1825N 1600E					<5
S1 R-3 1725N 1600E					<5	S1 R-3 1825N 1625E					<5
S1 R-3 1725N 1625E					15	S1 R-3 1825N 1650E					<5
S1 R-3 1725N 1650E					10	S1 R-3 1825N 1675E					<5
S1 R-3 1725N 1675E					<5	S1 R-3 1825N 1700E					<5
S1 R-3 1725N 1700E					<5	S1 R-3 1825N 1725E					<5
S1 R-3 1725N 1725E					<5	S1 R-3 1850N 1475E					<5
S1 R-3 1750N 1475E					<5	S1 R-3 1850N 1500E					<5
S1 R-3 1750N 1500E					<5	S1 R-3 1850N 1525E					<5
S1 R-3 1750N 1525E					<5	S1 R-3 1850N 1550E					<5
S1 R-3 1750N 1550E					<5	S1 R-3 1850N 1575E					<5
S1 R-3 1750N 1575E					<5	S1 R-3 1850N 1600E					<5
S1 R-3 1750N 1600E					<5	S1 R-3 1850N 1625E					<5
S1 R-3 1750N 1625E					<5	S1 R-3 1850N 1650E					5
S1 R-3 1750N 1650E					<5	S1 R-3 1850N 1675E					<5
S1 R-3 1750N 1675E					<5	S1 R-3 1850N 1700E					<5
S1 R-3 1750N 1700E					<5	S1 R-3 1850N 1725E					<5
S1 R-3 1750N 1725E					<5	S1 R-3 1875N 1475E					<5
S1 R-3 1775N 1475E					<5	S1 R-3 1875N 1500E					<5
S1 R-3 1775N 1500E					<5	S1 R-3 1875N 1525E					<5
S1 R-3 1775N 1525E					<5	S1 R-3 1875N 1550E					<5
S1 R-3 1775N 1550E					<5	S1 R-3 1875N 1575E					<5
S1 R-3 1775N 1575E					<5	S1 R-3 1875N 1600E					<5
S1 R-3 1775N 1600E					<5	S1 R-3 1875N 1625E					<5
S1 R-3 1775N 1625E					<5	S1 R-3 1875N 1650E					<5

Bondar-Clegg & Company Ltd
130 Pemberton Ave
North Vancouver B C
Canada V7P 2R5
Phone (604) 985-0681
Telex 04-352667

BONDAR-CLEGG

Geochemical Lab Report

REPORT 127-4991 | PROJECT RAM | PAGE 2

SAMPLE NUMBER	ELEMENT UNITS	Pb PPM	Zn PPM	Ag PPM	Au PPB
S1 R-3 1875N 1675E					<5
S1 R-3 1875N 1700E					5
S1 R-3 1875N 1725E					<5
S1 R-3 1900N 1475E					<5
S1 R-3 1900N 1500E					<5
S1 R-3 1900N 1525E					<5
S1 R-3 1900N 1550E					<5
S1 R-3 1900N 1625E					<5
S1 R-3 1900N 1650E					10
S1 R-3 1900N 1675E					<5
S1 R-3 1900N 1700E					<5
S1 R-3 1900N 1725E					<5
S1 R-3 2700N 1950E				0.3	<5
S1 R-3 2700N 2000E				30 0	440
S1 R-3 2700N 2050E				2.3	10
S1 R-3 2700N 2100E				1 2	<5
S1 R-3 2700N 2150E				1 5	5
S1 R-3 2700N 2200E				>50.0	1000
S1 R-3 2700N 2250E				2.0	15
S1 R-3 2700N 2300E				0.8	5
S1 R-3 2700N 2350E				9.1	30
S1 R-3 2700N 2400E				4 1	15
S1 R-3 2700N 2450E				3.1	<5
S1 R-3 2700N 2500E				1.0	<5
S1 R-3 2700N 2550E				1.8	<5
S1 R-3 2700N 2600E				3.3	10
S1 R-3 2700N 2650E				0 4	<5
S1 R-3 2700N 2700E				2 0	<5
S1 R-3 2900N 1600E				9 7	30
S1 R-3 2900N 1650E				0 7	<5
S1 R-3 2900N 1700E				0 9	5
S1 R-3 2900N 1750E				1 0	<5
S1 R-3 2900N 1800E				1 8	<5
S1 R-3 2900N 1850E				0 6	<5
S1 R-3 2900N 1900E				3 6	<5
S1 R-3 2900N 1950E				2 1	<5
S1 R-3 2900N 2000E				1.7	10
S1 R-3 2900N 2050E				7 3	25
S1 R-3 2900N 2100E				1 9	<5
S1 R-3 2900N 2150E				3.6	10

SAMPLE NUMBER	ELEMENT UNITS	Pb PPM	Zn PPM	Ag PPM	Au PPB
S1 R-3 2900N 2200E				12 0	100
S1 R-3 2900N 2250E				11 0	35
S1 R-3 2900N 2300E				0 2	<5
S1 R-3 2900N 2350E				0 8	<5
S1 R-3 2900N 2400E				0 6	<5
S1 R-3 2900N 2450E				1 5	<5
S1 R-3 2900N 2500E				0 5	<5
S1 R-3 2900N 2550E				1 3	<5
S1 R-3 2900N 2600E				1 0	<5
S1 R-3 5600N 1600E		51	152	0 5	
S1 R-3 5600N 1650E		46	148	0 4	
S1 R-3 5600N 1700E		38	120	0 2	
S1 R-3 5600N 1750E		69	270	0 6	
S1 R-3 5600N 1800E		50	180	0 5	
S1 R-3 5600N 1850E		50	200	0.6	
S1 R-3 5600N 1900E		8	33	0 1	
S1 R-3 5600N 1950E		7	30	0 2	
S1 R-3 5600N 2000E		50	96	0.2	
S1 R-3 5600N 2050E		27	100	0 3	
S1 R-3 5600N 2100E		8	310	0.5	
S1 R-3 5600N 2150E		295	960	1.7	
S1 R-3 5600N 2200E		151	330	1.5	
S1 R-3 5600N 2250E		17	82	2 2	
S1 R-3 5600N 2300E		25	360	0 6	
S1 R-3 5600N 2350E		440	220	4 7	
S1 R-3 5600N 2400E		159	550	1 8	
S1 R-3 5600N 2450E		645	440	3 9	
S1 R-3 5600N 2500E		220	69	11 0	
S1 R-3 5600N 2550E		117	50	6 3	
S1 R-3 5600N 2600E		83	144	1 4	
S1 R-3 5600N 2650E		275	136	6 7	
S1 R-3 5600N 2700E		68	108	1.1	
S1 R-3 5600N 2750E		13	44	0 5	
S1 R-3 5600N 2800E		250	142	2 2	
S1 R-3 5600N 2850E		130	220	1 2	
S1 R-3 5600N 2900E		8	41	0 3	
S1 R-3 5600N 2950E		33	84	0 4	
S1 R-3 5600N 3000E		96	153	1 0	
S1 R-3 5600N 3050E		9	28	0 4	
S1 R-3 5600N 3100E		22	55	0 5	

GRAYLING GRID

RAM/FOX GRID

Bondar-Clegg & Company Ltd
130 Pemberton Ave
North Vancouver B C
Canada V7P 2R5
Phone (604) 985-0681
Telex 04-352667

BONDAR-CLEGG

Geochemical Lab Report

REPORT 127-4991 | RAM/FOX GRID | PROJECT RAM | PAGE 3

SAMPLE NUMBER	ELEMENT UNITS	Pb PPM	Zn PPM	Ag PPM	Au PPB	SAMPLE NUMBER	ELEMENT UNITS	Pb PPM	Zn PPM	Ag PPM	Au PPB
S1 R-3 5600N 3150E		25	99	0 4		S1 R-3 5800N 2400E		62	76	3 7	
S1 R-3 5600N 3200E		44	220	0 6		S1 R-3 5800N 2450E		131	120	6 4	
S1 R-3 5600N 3250E		115	290	0 8		S1 R-3 5800N 2500E		130	65	5 6	
S1 R-3 5600N 3300E		24	285	0.7		S1 R-3 5800N 2550E		74	108	5 2	
S1 R-3 5600N 3350E		7	36	0 3		S1 R-3 5800N 2600E		21	16	2 9	
S1 R-3 5600N 3400E		157	350	1 1		S1 R-3 5800N 2650E		91	188	4 5	
S1 R-3 5600N 3450E		156	145	2 3		S1 R-3 5800N 2700E		86	181	0 9	
S1 R-3 5600N 3500E		60	66	0 7		S1 R-3 5800N 2750E		89	146	0 9	
S1 R-3 5600N 3550E		56	164	0 3		S1 R-3 5800N 2950E		36	62	0.4	
S1 R-3 5600N 3600E		66	230	0.9		S1 R-3 5800N 3000E		44	84	0 5	
S1 R-3 5600N 3650E		171	590	1.3		S1 R-3 5800N 3050E		33	179	0.7	
S1 R-3 5600N 3700E		103	149	0 6		S1 R-3 5800N 3100E		22	126	0 2	
S1 R-3 5600N 3750E		33	305	1 2		S1 R-3 5800N 3150E		24	156	0 4	
S1 R-3 5600N 3800E		24	73	1 2		S1 R-3 5800N 3200E		66	380	0 5	
S1 R-3 5600N 3850E		20	81	1 6		S1 R-3 5800N 3250E		25	132	0 8	
S1 R-3 5600N 3900E		19	44	0 6		S1 R-3 5800N 3300E		14	194	0 6	
S1 R-3 5600N 3950E		138	310	0.5		S1 R-3 5800N 3350E		11	38	0.2	
S1 R-3 5600N 4000E		43	110	0.2		S1 R-3 5800N 3400E		14	104	0 4	
S1 R-3 5600N 4050E		16	49	0.3		S1 R-3 5800N 3450E		18	58	0.4	
S1 R-3 5600N 4100E		51	108	0.3		S1 R-3 5800N 3500E		4	8	0 2	
S1 R-3 5600N 4150E		59	144	1.4		S1 R-3 5800N 3550E		31	133	0.2	
S1 R-3 5600N 4200E		30	184	0.4		S1 R-3 5800N 3600E		<2	4	0 2	
S1 R-3 5600N 4250E		17	44	0.8		S1 R-3 5800N 3650E		37	375	0.2	
S1 R-3 5600N 4300E		32	106	0.9		S1 R-3 5800N 3750E		32	235	0 4	
S1 R-3 5600N 4350E		85	730	1.3		S1 R-3 5800N 3800E		16	122	0.2	
S1 R-3 5600N 4400E		47	690	1 1		S1 R-3 5800N 3850E		17	126	0 4	
S1 R-3 5800N 1700E		47	192	0 6		S1 R-3 5800N 3900E		17	124	0 2	
S1 R-3 5800N 1750E		41	400	0 6		S1 R-3 5800N 3950E		15	32	0 3	
S1 R-3 5800N 1800E		58	790	1 0		S1 R-3 5800N 4000E		18	108	0 5	
S1 R-3 5800N 1850E		26	110	1 3		S1 R-3 5800N 4050E		11	72	0 3	
S1 R-3 5800N 1900E		29	116	0 3		S1 R-3 5800N 4100E		13	98	0 1	
S1 R-3 5800N 1950E		235	172	3 6		S1 R-3 5800N 4150E		2	15	0 1	
S1 R-3 5800N 2000E		36	480	3 0		S1 R-3 5800N 4200E		63	136	0.2	
S1 R-3 5800N 2050E		19	184	1.3		S1 R-3 5800N 4250E		9	12	<0.1	
S1 R-3 5800N 2100E		22	172	3 3		S1 R-3 5800N 4350E		17	70	0 5	
S1 R-3 5800N 2150E		4	87	1 4		S1 R-3 5800N 4400E		43	180	0 4	
S1 R-3 5800N 2200E		3	12	0.5		S1 R-3 6000N 1800E		186	640	1 6	
S1 R-3 5800N 2250E		<2	6	2 2		S1 R-3 6000N 1850E		48	655	0 7	
S1 R-3 5800N 2300E		70	240	3.5		S1 R-3 6000N 1900E		28	310	0 2	
S1 R-3 5800N 2350E		23	78	2.7		S1 R-3 6000N 1950E		47	132	1 5	

Bondar-Clegg & Company Ltd
130 Pemberton Ave
North Vancouver B C
Canada V7P 2R5
Phone (604) 985-0681
Telex 04-352667

BONDAR-CLEGG

Geochemical Lab Report

REPORT 127-4991 | RAM/FOX GRID | PROJECT RAM | PAGE 4

SAMPLE NUMBER	ELEMENT UNITS	Pb PPM	Zn PPM	Ag PPM	Au PPB	SAMPLE NUMBER	ELEMENT UNITS	Pb PPM	Zn PPM	Ag PPM	Au PPB
S1 R-3 6000N 2000E		20	122	0 1		S1 R-3 6000N 4050E		10	38	0 2	
S1 R-3 6000N 2050E		30	176	0 7		S1 R-3 6000N 4100E		32	76	0 7	
S1 R-3 6000N 2100E		19	126	1 8		S1 R-3 6000N 4150E		<2	5	0 4	
S1 R-3 6000N 2150E		4	30	1 1		S1 R-3 6000N 4200E		<2	6	<0 1	
S1 R-3 6000N 2200E		21	138	1 2		S1 R-3 6000N 4250E		12	68	0 2	
S1 R-3 6000N 2250E		36	168	1 4		S1 R-3 6000N 4300E		17	64	0 4	
S1 R-3 6000N 2300E		5	18	0 1		S1 R-3 6000N 4350E		4	24	0 2	
S1 R-3 6000N 2350E		58	124	0.8		S1 R-3 6000N 4400E		46	176	0 3	
S1 R-3 6000N 2400E		4	32	1.6		S1 R-3 6200N 2100E		63	230	0.7	
S1 R-3 6000N 2500E		58	200	1 2		S1 R-3 6200N 2150E		37	146	0 5	
S1 R-3 6000N 2550E		45	130	0.8		S1 R-3 6200N 2200E		45	290	0.5	
S1 R-3 6000N 2600E		63	113	1.2		S1 R-3 6200N 2250E		25	112	0 4	
S1 R-3 6000N 2650E		49	170	0.6		S1 R-3 6200N 2300E		22	94	0 4	
S1 R-3 6000N 2700E		57	112	1.0		S1 R-3 6200N 2350E		18	440	0.5	
S1 R-3 6000N 2750E		66	166	0.6		S1 R-3 6200N 2400E		13	240	0 7	
S1 R-3 6000N 2800E		57	104	0 8		S1 R-3 6200N 2450E		23	410	0.1	
S1 R-3 6000N 2850E		77	110	0.7		S1 R-3 6200N 2500E		24	128	0.4	
S1 R-3 6000N 2900E		52	125	0.5		S1 R-3 6200N 2550E		22	87	0 2	
S1 R-3 6000N 2950E		56	134	0.3		S1 R-3 6200N 2600E		31	118	0.4	
S1 R-3 6000N 3000E		53	132	0.5		S1 R-3 6200N 2650E		43	165	0.4	
S1 R-3 6000N 3050E		42	90	0 3		S1 R-3 6200N 2700E		66	192	0 6	
S1 R-3 6000N 3100E		34	153	0.3		S1 R-3 6200N 2750E		172	600	1.2	
S1 R-3 6000N 3150E		27	138	0.3		S1 R-3 6200N 2800E		31	161	0 4	
S1 R-3 6000N 3200E		33	182	0 6		S1 R-3 6200N 2850E		28	82	0.3	
S1 R-3 6000N 3250E		9	34	0.4		S1 R-3 6200N 2900E		80	174	0.7	
S1 R-3 6000N 3300E		12	730	0 9		S1 R-3 6200N 2950E		51	200	0 5	
S1 R-3 6000N 3350E		13	102	0 9		S1 R-3 6200N 3000E		12	58	0 6	
S1 R-3 6000N 3400E		13	245	0 5		S1 R-3 6200N 3050E		119	255	0 7	
S1 R-3 6000N 3450E		4	34	0 5		S1 R-3 6200N 3150E		56	80	0 8	
S1 R-3 6000N 3500E		14	41	1 4		S1 R-3 6200N 3200E		57	18	0 4	
S1 R-3 6000N 3550E		6	10	0 2		S1 R-3 6200N 3250E		161	144	0 4	
S1 R-3 6000N 3600E		27	270	0 3		S1 R-3 6200N 3300E		30	450	1 0	
S1 R-3 6000N 3650E		22	250	0 4		S1 R-3 6200N 3350E		13	225	0 5	
S1 R-3 6000N 3700E		12	150	0 3		S1 R-3 6200N 3400E		22	390	0 8	
S1 R-3 6000N 3750E		15	340	0 3		S1 R-3 6200N 3450E		25	78	0 2	
S1 R-3 6000N 3800E		16	200	0 6		S1 R-3 6200N 3500E		16	80	0 7	
S1 R-3 6000N 3850E		28	350	1.2		S1 R-3 6200N 3550E		20	120	0 3	
S1 R-3 6000N 3900E		59	72	0 8		S1 R-3 6200N 3600E		12	59	1 0	
S1 R-3 6000N 3950E		28	196	0.7		S1 R-3 6200N 3650E		14	171	0 6	
S1 R-3 6000N 4000E		21	136	0.5		S1 R-3 6200N 3700E		23	310	0 8	

Bondar-Clegg & Company Ltd
130 Pemberton Ave
North Vancouver B C
Canada V7P 2R5
Phone (604) 985-0681
Telex 04-352667

BONDAR-CLEGG

Geochemical Lab Report

EPORT 127-4991 | RAM/FOX GRID | PROJECT RAM | PAGE 5

SAMPLE NUMBER	ELEMENT UNITS	Pb PPM	Zn PPM	Ag PPM	Au PPB	SAMPLE NUMBER	ELEMENT UNITS	Pb PPM	Zn PPM	Ag PPM	Au PPB
S1 R-3 6200N 3750E		22	112	0 8		S1 R-3 6400N 3300E		25	103	1 0	
1 R-3 6200N 3800E		22	157	1 1		S1 R-3 6400N 3350E		34	145	0 7	
1 R-3 6200N 3850E		26	65	0 3		S1 R-3 6400N 3400E		24	82	0 1	
S1 R-3 6200N 3900E		26	60	0 3		S1 R-3 6400N 3450E		38	205	<0 1	
1 R-3 6200N 3950E		51	99	0 5		S1 R-3 6400N 3500E		9	31	0 6	
S1 R-3 6200N 4000E		11	43	0 3		S1 R-3 6400N 3550E		49	199	0 7	
S1 R-3 6200N 4050E		44	230	0 5		S1 R-3 6400N 3600E		12	96	0 5	
1 R-3 6200N 4100E		255	665	1 6		S1 R-3 6400N 3650E		36	215	0 6	
1 R-3 6200N 4150E		570	1850	1 6		S1 R-3 6400N 3700E		5	6	0 1	
S1 R-3 6200N 4200E		19	119	<0 1		S1 R-3 6400N 3750E		6	14	<0 1	
1 R-3 6200N 4250E		77	555	1 1		S1 R-3 6400N 3800E		103	164	<0.1	
S1 R-3 6200N 4300E		75	675	1.1		S1 R-3 6400N 3850E		215	1700	2.0	
1 R-3 6200N 4350E		33	215	0 6		S1 R-3 6400N 3900E		107	455	0.2	
1 R-3 6200N 4400E		19	126	0 5		S1 R-3 6400N 3950E		32	51	0 2	
S1 R-3 6400N 2000E		37	147	0 6		S1 R-3 6400N 4000E		460	420	1.7	
-3 6400N 2050E		34	165	0.5		S1 R-3 6400N 4050E		265	285	0 6	
1 R-3 6400N 2100E		10	56	0.2		S1 R-3 6400N 4100E		130	410	0.6	
S1 R-3 6400N 2150E		42	134	0.3		S1 R-3 6400N 4150E		90	215	0 7	
1 R-3 6400N 2200E		2	43	0.3		S1 R-3 6400N 4200E		114	320	0 5	
1 R-3 6400N 2250E		10	49	0.2		S1 R-3 6400N 4250E		19	108	0.1	
S1 R-3 6400N 2300E		24	98	0 1		S1 R-3 6400N 4300E		17	156	0.2	
1 R-3 6400N 2350E		3	23	0 2		S1 R-3 6400N 4350E		6	23	<0 1	
S1 R-3 6400N 2400E		30	105	0.4		S1 R-3 6400N 4400E		24	157	0.2	
S1 R-3 6400N 2450E		21	81	0.1		S1 R-3 6400N 4450E		34	166	0 3	
1 R-3 6400N 2500E		30	179	0 3		S1 R-3 6400N 4500E		24	440	0.3	
S1 R-3 6400N 2550E		83	320	1 0		S1 R-3 6400N 4550E		23	450	0 2	
1 R-3 6400N 2600E		125	310	1 0		S1 R-3 6400N 4600E		22	190	0 2	
1 R-3 6400N 2650E		13	66	0 4		S1 R-3 6400N 4650E		17	198	0 3	
S1 R-3 6400N 2700E		78	230	1 2		S1 R-3 6400N 4700E		20	675	0 3	
S1 R-3 6400N 2750E		40	132	0 6		S1 R-3 6400N 4750E		28	660	0 3	
1 R-3 6400N 2800E		39	171	0 7		S1 R-3 6400N 4800E		24	435	0 2	
S1 R-3 6400N 2850E		43	147	0 3		S1 R-3 6400N 4850E		9	168	0 2	
1 R-3 6400N 2900E		12	23	0 3		S1 R-3 6400N 4900E		28	535	0 3	
1 R-3 6400N 2950E		195	185	0 6		S1 R-3 6400N 4950E		21	360	0 4	
S1 R-3 6400N 3000E		120	285	0 4		S1 R-3 6400N 5000E		19	710	0 5	
1 R-3 6400N 3050E		70	200	0.3		S1 R-3 6400N 5050E		28	196	0 5	
S1 R-3 6400N 3100E		46	220	0 4		S1 R-3 6400N 5100E		21	315	0 1	
-3 6400N 3150E		3	6	0.2		S1 R-3 6400N 5150E		18	186	0 2	
1 R-3 6400N 3200E		54	122	0 6		S1 R-3 6400N 5200E		8	83	0.2	
1 R-3 6400N 3250E		43	124	0.4		S1 R-3 6400N 5250E		12	450	4.1	

Bondar-Clegg & Company Ltd
130 Pemberton Ave
North Vancouver B C
Canada V7P 2R5
Phone (604) 985-0681
Telex 04-352667

BONDAR-CLEGG

Geochemical Lab Report

REPORT 127-4991 | RAM/FOX GRID | PROJECT. RAM | PAGE 6

SAMPLE NUMBER	ELEMENT UNITS	Pb PPM	Zn PPM	Ag PPM	Au PPB
S1 R-3 6400N 5300E		15	77	0 4	
S1 R-3 6400N 5350E		35	270	0 6	
S1 R-3 6400N 5400E		13	137	0 3	
S1 R-3 6400N 5450E		6	53	<0 1	
S1 R-3 6400N 5500E		8	66	0 1	
S1 R-3 6400N 5550E		3	23	0 1	
S1 R-3 6400N 5600E		10	49	0 1	
S1 R-3 6400N 5650E		12	45	0.2	
S1 R-3 6400N 5700E		13	34	0.2	
S1 R-3 6400N 5750E		68	220	0.7	
S1 R-3 6400N 5800E		24	210	0.4	
S1 R-3 6600N 2100E		42	199	0.2	
S1 R-3 6600N 2150E		21	89	0 1	
S1 R-3 6600N 2200E		35	198	0 2	
S1 R-3 6600N 2250E		42	168	0.3	
S1 R-3 6600N 2300E		36	152	0.1	
S1 R-3 6600N 2350E		31	126	0.1	
S1 R-3 6600N 2400E		39	197	0.2	
S1 R-3 6600N 2450E		29	113	<0.1	
S1 R-3 6600N 2500E		28	134	0.1	
S1 R-3 6600N 2550E		25	109	0.2	
S1 R-3 6600N 2600E		25	97	<0 1	
S1 R-3 6600N 2650E		88	255	0 6	
S1 R-3 6600N 2700E		87	305	0 7	
S1 R-3 6600N 2750E		73	295	0.8	
S1 R-3 6600N 2800E		82	240	0 5	
S1 R-3 6600N 2850E		99	199	0.6	
S1 R-3 6600N 2900E		118	205	0 5	
S1 R-3 6600N 2950E		91	215	0 4	
S1 R-3 6600N 3000E		43	143	0 4	
S1 R-3 6600N 3050E		57	169	0 4	
S1 R-3 6600N 3100E		13	35	0 4	
S1 R-3 6600N 3150E		14	52	0 3	
S1 R-3 6600N 3200E		35	159	0 3	
S1 R-3 6600N 3250E		38	225	0 2	
S1 R-3 6600N 3300E		51	275	0 6	
S1 R-3 6600N 3350E		73	167	0 5	
S1 R-3 6600N 3400E		38	131	3 4	
S1 R-3 6600N 3450E		16	131	0 9	
S1 R-3 6600N 3500E		28	170	1.4	
S1 R-3 6600N 3550E		30	152	0 8	
S1 R-3 6600N 3600E		12	141	0 8	
S1 R-3 6600N 3650E		60	165	0 4	
S1 R-3 6600N 3700E		10	35	0 4	
S1 R-3 6600N 3750E		71	121	0 2	
S1 R-3 6600N 3800E		44	240	0 3	
S1 R-3 6600N 3850E		36	110	0 2	
S1 R-3 6600N 3900E		67	156	0 4	
S1 R-3 6600N 3950E		65	300	0.4	
S1 R-3 6600N 4000E		29	105	0.1	
S1 R-3 6600N 4050E		37	125	0.2	
S1 R-3 6600N 4100E		16	35	<0 1	
S1 R-3 6600N 4150E		75	170	0.4	
S1 R-3 6600N 4200E		41	197	0 2	
S1 R-3 6600N 4250E		24	160	0 2	
S1 R-3 6600N 4300E		2	19	0 1	
S1 R-3 6600N 4350E		28	250	0.3	
S1 R-3 6600N 4400E		21	250	0 4	
S1 R-3 6600N 4450E		13	72	<0.1	
S1 R-3 6600N 4500E		4	12	<0.1	
S1 R-3 6600N 4550E		9	45	0.1	
S1 R-3 6600N 4600E		15	165	<0 1	
S1 R-3 6600N 4650E		15	220	0.1	
S1 R-3 6600N 4700E		14	360	0 1	
S1 R-3 6600N 4750E		12	154	<0.1	
S1 R-3 6600N 4800E		46	380	0 4	
S1 R-3 6600N 4850E		28	152	0 4	
S1 R-3 6600N 4900E		14	164	1 0	
S1 R-3 6600N 4950E		27	245	0 4	
S1 R-3 6600N 5000E		9	310	0 1	
S1 R-3 6600N 5050E		3	54	0.1	
S1 R-3 6600N 5100E		5	39	<0 1	
S1 R-3 6600N 5150E		2	46	0 4	
S1 R-3 6600N 5200E		21	60	1 0	
S1 R-3 6600N 5250E		<2	8	0 2	
S1 R-3 6600N 5300E		18	162	0 2	
S1 R-3 6600N 5350E		18	95	0 3	
S1 R-3 6600N 5400E		8	184	0 2	
S1 R-3 6600N 5450E		4	23	0 1	
S1 R-3 6600N 5500E		3	35	0.2	

Bondar-Clegg & Company Ltd
130 Pemberton Ave
North Vancouver B C
Canada V7P 2R5
Phone (604) 985-0681
Telex 04-352667

BONDAR-CLEGG

Geochemical Lab Report

REPORT 127-4991 | RAM/FOX GRID | PROJECT RAM | PAGE 7

SAMPLE NUMBER	ELEMENT UNITS	Pb PPM	Zn PPM	Ag PPM	Au PPB	SAMPLE NUMBER	ELEMENT UNITS	Pb PPM	Zn PPM	Ag PPM	Au PPB
S1 R-3 6600N 5550E		17	127	0 2		S1 R-3 6800N 3950E		6	27	0 1	
S1 R-3 6600N 5600E		315	885	1.2		S1 R-3 6800N 4000E		3	14	0 1	
S1 R-3 6600N 5650E		53	210	0 6		S1 R-3 6800N 4050E		23	455	0 1	
S1 R-3 6600N 5700E		29	144	0 4		S1 R-3 6800N 4100E		14	116	0 1	
S1 R-3 6600N 5750E		33	225	0 3		S1 R-3 6800N 4150E		2	6	0 2	
S1 R-3 6600N 5800E		40	164	0 4		S1 R-3 6800N 4200E		<2	4	<0 1	
S1 R-3 6800N 2250E		34	140	0 1		S1 R-3 6800N 4250E		20	78	0 1	
S1 R-3 6800N 2300E		36	163	0 2		S1 R-3 6800N 4300E		8	62	0 2	
S1 R-3 6800N 2350E		33	135	0 1		S1 R-3 6800N 4350E		13	57	0 4	
S1 R-3 6800N 2400E		29	98	0 2		S1 R-3 6800N 4400E(A)		9	33	<0.1	
S1 R-3 6800N 2450E		32	175	0 1		S1 R-3 6800N 4400E(B)		15	71	0.1	
S1 R-3 6800N 2500E		30	132	0.1		S1 R-3 6800N 4450E		3	9	0 1	
S1 R-3 6800N 2550E		23	117	0.1		S1 R-3 6800N 4500E		19	93	0 2	
S1 R-3 6800N 2600E		32	109	0.1		S1 R-3 6800N 4550E		10	66	<0 1	
S1 R-3 6800N 2650E		16	70	0 1		S1 R-3 6800N 4600E		34	141	0 4	
S1 R-3 6800N 2700E		35	155	0.2		S1 R-3 6800N 4700E		14	79	0.1	
S1 R-3 6800N 2750E		26	85	0 1		S1 R-3 6800N 4750E		27	91	0.3	
S1 R-3 6800N 2800E		31	146	0 1		S1 R-3 6800N 4800E		14	29	0 3	
S1 R-3 6800N 2850E		92	285	0 4		S1 R-3 6800N 4850E		19	104	0.3	
S1 R-3 6800N 2900E		55	175	0.4		S1 R-3 6800N 4900E		5	17	0.2	
S1 R-3 6800N 2950E		82	295	0.4		S1 R-3 6800N 4950E		23	195	0.1	
S1 R-3 6800N 3000E		74	200	0.4		S1 R-3 6800N 5000E		21	160	0.2	
S1 R-3 6800N 3050E		37	176	0.8		S1 R-3 6800N 5050E		15	104	0.1	
S1 R-3 6800N 3100E		99	175	0 7		S1 R-3 6800N 5100E		20	81	0.8	
S1 R-3 6800N 3150E		39	73	0.2		S1 R-3 6800N 5150E		23	168	0 4	
S1 R-3 6800N 3200E		10	26	0 4		S1 R-3 6800N 5200E		11	168	0 2	
S1 R-3 6800N 3250E		32	67	0 2		S1 R-3 6800N 5250E		30	138	0 1	
S1 R-3 6800N 3300E		187	300	0 4		S1 R-3 6800N 5300E		29	148	0 5	
S1 R-3 6800N 3350E		26	66	0 1		S1 R-3 6800N 5350E		24	141	0 3	
S1 R-3 6800N 3400E		245	147	0 4		S1 R-3 6800N 5400E		19	154	0 2	
S1 R-3 6800N 3450E		144	104	0 3		S1 R-3 6800N 5450E		48	275	0 4	
S1 R-3 6800N 3500E		87	138	0 3		S1 R-3 6800N 5500E		63	260	0 4	
S1 R-3 6800N 3550E		33	139	0 1		S1 R-3 6800N 5550E		62	165	0 4	
S1 R-3 6800N 3600E		37	147	0.2		S1 R-3 6800N 5600E		22	90	0 2	
S1 R-3 6800N 3650E		23	106	0 4		S1 R-3 6800N 5650E		90	340	1 6	
S1 R-3 6800N 3700E		44	270	0 5							
S1 R-3 6800N 3750E		7	48	<0 1							
S1 R-3 6800N 3800E		103	157	0 4							
S1 R-3 6800N 3850E		96	165	0.2							
S1 R-3 6800N 3900E		67	230	0.4							

Bondar-Cleg Ltd
130 Pember
North Vanco
Canada V7P
Phone (604) 9
Telex 04 3526

BONDAR-CLEGG

Geochemical Lab Report

OCT 19

REPORT: Z27-4991 (complete) | RAM - Ship #3 | PROJECT: RAM | PAGE 1

RAM/FOX GRID

SAMPLE NUMBER	ELEMENT UNITS	Au PPB	SAMPLE NUMBER	ELEMENT UNITS	Au PPB
S1 R-3 5600N 2100E		<5	S1 R-3 6200N 4200E		<5
S1 R-3 5600N 2150E		<5	S1 R-3 6200N 4250E		<5
S1 R-3 5600N 2200E		<5	S1 R-3 6200N 4300E		<5
S1 R-3 5600N 2250E		<5	S1 R-3 6400N 3800E		<5
S1 R-3 5600N 2300E		<5	S1 R-3 6400N 3850E		<5
S1 R-3 5600N 2350E		<5	S1 R-3 6400N 3900E		<5
S1 R-3 5600N 2400E		10	S1 R-3 6400N 3950E		<5
S1 R-3 5600N 2450E		5	S1 R-3 6400N 4000E		<5
S1 R-3 5600N 2500E		15	S1 R-3 6400N 4050E		<5
S1 R-3 5600N 2550E		15	S1 R-3 6400N 4100E		<5
S1 R-3 5600N 2600E		<5	S1 R-3 6400N 4150E		<5
S1 R-3 5600N 2650E		<5	S1 R-3 6400N 4200E		<5
S1 R-3 5600N 2700E		<5	S1 R-3 6400N 4250E		<5
S1 R-3 5600N 2750E		<5	S1 R-3 6400N 4300E		<5
S1 R-3 5600N 2800E		5	S1 R-3 6600N 5600E		<5
S1 R-3 5600N 2850E		<5			
S1 R-3 5600N 2900E		<5			
S1 R-3 5800N 1800E		<5			
S1 R-3 5800N 1850E		<5			
S1 R-3 5800N 1900E		<5			
S1 R-3 5800N 1950E		<5			
S1 R-3 5800N 2000E		5			
S1 R-3 5800N 2050E		<5			
S1 R-3 5800N 2100E		5			
S1 R-3 5800N 2150E		15			
S1 R-3 5800N 2200E		<5			
S1 R-3 5800N 2250E		<5			
S1 R-3 5800N 2300E		<5			
S1 R-3 5800N 2350E		240			
S1 R-3 5800N 2400E		15			
S1 R-3 5800N 2450E		15			
S1 R-3 5800N 2500E		20			
S1 R-3 5800N 2550E		10			
S1 R-3 5800N 2600E		<5			
S1 R-3 5800N 2650E		15			
S1 R-3 5800N 2700E		20			
S1 R-3 6200N 4000E		<5			
S1 R-3 6200N 4050E		<5			
S1 R-3 6200N 4100E		10			
S1 R-3 6200N 4150E		<5			

Bondar-Clegg & Company Ltd
130 Pemberton Ave
North Vancouver B C
Canada V7P 2R5
Phone (604) 985 0681
Telex 04 352667

BONDAR-CLEGG

Geochemical Lab Report

REPORT: 327-4991 (Complete) | RAM - Ship #3 | PROJECT: RAM | PAGE 1

SAMPLE NUMBER	ELEMENT UNITS	Au PPB	
S1 R-3 6000N 1800E		<5	RAM/FOX GRID
S1 R-3 6000N 1850E		<5	
S1 R-3 6000N 1900E		<5	
S1 R-3 6000N 1950E		<5	
S1 R-3 6000N 2000E		<5	
S1 R-3 6000N 2050E		<5	
S1 R-3 6000N 2100E		<5	
S1 R-3 6000N 2150E		<5	
S1 R-3 6000N 2200E		<5	
S1 R-3 6000N 2250E		<5	
S1 R-3 6000N 2300E		<5	
S1 R-3 6000N 2350E		<5	
S1 R-3 6000N 2400E		<5	
S1 R-3 6000N 2500E		<5	
S1 R-3 6000N 2550E		<5	
S1 R-3 6000N 2600E		<5	
S1 R-3 6000N 2650E		<5	
S1 R-3 6000N 2700E		<5	

RECEIVED
OCT 29 87
Ans'd

Bondar-Clegg & Company Ltd
130 Pemberton Ave
North Vancouver B C
Canada V7P 2R5
Phone (604) 985-0681
Telex 04-352667

BONDAR-CLEGG

Geochemical Lab Report

REPORT 127-5567 (Complete) | RAM - Ship #4 | PROJECT RAM | PAGE 1

SAMPLE NUMBER	ELEMENT UNITS	Pb PPM	Zn PPM	Ag PPM	Au PPB
S1 R-4 3525E 0900N	**GRAYLING GRID**				<5
S1 R-4 3525E 0925N					<5
S1 R-4 3525E 0950N					<5
S1 R-4 3525E 0975N					<5
S1 R-4 3525E 1000N					<5
S1 R-4 3525E 1025N					25
S1 R-4 3525E 1050N					10
S1 R-4 3525E 1075N					<5
S1 R-4 3525E 1100N					<5
S1 R-4 3550E 0900N					<5
S1 R-4 3550E 0925N					<5
S1 R-4 3550E 0950N					<5
S1 R-4 3550E 0975N					<5
S1 R-4 3550E 1025N					5
S1 R-4 3550E 1050N					<5
S1 R-4 3550E 1075N					<5
S1 R-4 3550E 1100N					<5
S1 R-4 3575E 0900N					<5
S1 R-4 3575E 0925N					<5
S1 R-4 3575E 0950N					<5
S1 R-4 3575E 0975N					35
S1 R-4 3575E 1000N					5
S1 R-4 3575E 1025N					<5
S1 R-4 3575E 1050N					<5
S1 R-4 3575E 1075N					<5
S1 R-4 3575E 1100N					<5
S1 R-4 4175E 1300N					<5
S1 R-4 4175E 1325N					<5
S1 R-4 4175E 1350N					<5
S1 R-4 4175E 1375N					<5
S1 R-4 4175E 1400N					<5
S1 R-4 4175E 1425N					<5
S1 R-4 4175E 1450N					<5
S1 R-4 4175E 1475N					<5
S1 R-4 4175E 1500N					<5
S1 R-4 4200E 1300N					<5
S1 R-4 4200E 1325N					<5
S1 R-4 4200E 1350N					5
S1 R-4 4200E 1375N					<5
S1 R-4 4200E 1425N					10
S1 R-4 4200E 1450N					5
S1 R-4 4200E 1475N					25
S1 R-4 4200E 1500N					<5
S1 R-4 4225E 1300N					<5
S1 R-4 4225E 1325N					<5
S1 R-4 4225E 1350N					<5
S1 R-4 4225E 1375N					<5
S1 R-4 4225E 1400N					<5
S1 R-4 4225E 1425N					<5
S1 R-4 4225E 1450N					<5
S1 R-4 4225E 1475N					<5
S1 R-4 4225E 1500N	**GRAYLING GRID**				<5
S1 R-4 2600N 0000E	**FOX/FALCON GRID**	28	245	0 6	
S1 R-4 2600N 0050W		20	162	0 7	
S1 R-4 2600N 0100W		33	210	0 6	
S1 R-4 2600N 0150W		15	83	0 2	
S1 R-4 2600N 0200W		26	125	0 3	
S1 R-4 2600N 0250W		24	122	0 3	
S1 R-4 2600N 0300W		45	260	0 6	
S1 R-4 2600N 0350W		59	165	0 2	
S1 R-4 2600N 0400W		46	182	0 4	
S1 R-4 2600N 0450W		68	235	0 4	
S1 R-4 2600N 0500W		43	210	0 7	
S1 R-4 2600N 0550W		54	400	0 8	
S1 R-4 2600N 0600W		42	350	1 0	
S1 R-4 2600N 0650W		44	138	0 1	
S1 R-4 2600N 0700W		<2	5	0 1	
S1 R-4 2600N 0750W		4	14	0 1	
S1 R-4 2600N 0800W		95	300	0 6	
S1 R-4 2600N 0850W		13	72	0 1	
S1 R-4 2600N 0900W		8	28	0 1	
S1 R-4 2600N 0950W		53	305	0 5	
S1 R-4 2600N 1000W		91	290	1 1	
S1 R-4 2600N 1050W		63	145	0 2	
S1 R-4 2600N 1100W		28	38	0 6	
S1 R-4 2600N 1150W		68	112	0 6	
S1 R-4 2600N 1200W		2	15	0 1	
S1 R-4 2600N 1300W		19	110	0 3	
S1 R-4 2800N 0750E		6	72	0 3	
S1 R-4 2800N 0650E		12	100	0 3	

Bondar-Clegg & Company Ltd
130 Pemberton Ave
North Vancouver B C
Canada V7P 2R5
Phone (604) 985-0681
Telex 04-352667

BONDAR-CLEGG

Geochemical Lab Report

REPORT 127-5567 | **FOX/FALCON GRID** | PROJECT RAM | PAGE 2

SAMPLE NUMBER	ELEMENT UNITS	Pb PPM	Zn PPM	Ag PPM	Au PPB	SAMPLE NUMBER	ELEMENT UNITS	Pb PPM	Zn PPM	Ag PPM	Au PPB
S1 R-4 2800N 0600E		9	110	0 2		S1 R-4 3000N 0850E		44	320	1 4	
S1 R-4 2800N 0550E		55	162	0 4		S1 R-4 3000N 0800E		32	70	0 9	
S1 R-4 2800N 0500E		11	160	0 3		S1 R-4 3000N 0750E		58	98	1 1	
S1 R-4 2800N 0400E		43	320	0 6		S1 R-4 3000N 0700E		172	35	1 4	
S1 R-4 2800N 0350E		39	210	0 4		S1 R-4 3000N 0650E		95	42	2 4	
S1 R-4 2800N 0300E		<2	12	0 3		S1 R-4 3000N 0600E		82	22	1 1	
S1 R-4 2800N 0200E		995	920	1 9		S1 R-4 3000N 0550E		26	25	0 7	
S1 R-4 2800N 0150E		46	105	0 5		S1 R-4 3000N 0500E		13	36	0 2	
S1 R-4 2800N 0100E		23	45	0 6		S1 R-4 3000N 0450E		38	30	0 5	
S1 R-4 2800N 0050E		5	32	0 1		S1 R-4 3000N 0400E		21	85	0 3	
S1 R-4 2800N 0000E		90	220	0 9		S1 R-4 3000N 0350E		12	76	0 2	
S1 R-4 2800N 0050W		68	215	0.6		S1 R-4 3000N 0300E		21	125	0 2	
S1 R-4 2800N 0100W		24	113	0 6		S1 R-4 3000N 0250E		11	90	0 2	
S1 R-4 2800N 0150W		41	400	0 6		S1 R-4 3000N 0100E		20	108	0 4	
S1 R-4 2800N 0200W		55	325	0.9		S1 R-4 3000N 0050E		13	205	0 3	
S1 R-4 2800N 0250W		11	60	0 3		S1 R-4 3000N 0000E		36	385	0 3	
S1 R-4 2800N 0300W		44	196	0 4		S1 R-4 3000N 0050W		41	250	1 8	
S1 R-4 2800N 0400W		52	245	0 6		S1 R-4 3000N 0100W		24	185	1 1	
S1 R-4 2800N 0450W		47	140	0 7		S1 R-4 3000N 0150W		71	520	1 9	
S1 R-4 2800N 0550W		48	170	0 5		S1 R-4 3000N 0200W		48	330	1 6	
S1 R-4 2800N 0600W		38	200	0 6		S1 R-4 3000N 0250W		47	440	1 6	
S1 R-4 2800N 0650W		31	122	0 3		S1 R-4 3000N 0300W		270	1000	1 7	
S1 R-4 2800N 0700W		42	168	0 5		S1 R-4 3000N 0400W		37	315	0 3	
S1 R-4 2800N 0750W		27	75	0 3		S1 R-4 3000N 0450W		25	136	0 2	
S1 R-4 2800N 0800W		34	140	0 3		S1 R-4 3000N 0500W		35	160	0 3	
S1 R-4 2800N 0850W		50	180	0 6		S1 R-4 3000N 0550W		32	122	0 1	
S1 R-4 2800N 0900W		44	193	0 6		S1 R-4 3000N 0600W		30	106	0 1	
S1 R-4 2800N 0950W		85	270	0 9		S1 R-4 3000N 0650W		37	152	0 1	
S1 R-4 2800N 1000W		69	265	0 8		S1 R-4 3000N 0700W		24	55	0 2	
S1 R-4 2800N 1050W		67	270	0 7		S1 R-4 3000N 0750W		29	88	0 2	
S1 R-4 2800N 1100W		62	300	1 1		S1 R-4 3000N 0800W		17	90	0 2	
S1 R-4 3000N 1300E		104	540	0 6		S1 R-4 3000N 0850W		19	73	0 2	
S1 R-4 3000N 1250E		26	320	0 5		S1 R-4 3000N 0900W		35	175	0 2	
S1 R-4 3000N 1200E		33	305	0 6		S1 R-4 3200N 1300E		23	113	0 4	
S1 R-4 3000N 1150E		33	144	0 7		S1 R-4 3200N 1250E		30	155	0 4	
S1 R-4 3000N 1100E		49	76	0 5		S1 R-4 3200N 1150E		28	92	0 3	
S1 R-4 3000N 1050E		52	66	0 5		S1 R-4 3200N 1100E		16	100	0 4	
S1 R-4 3000N 1000E		39	165	0 5		S1 R-4 3200N 1050E		24	400	0 6	
S1 R-4 3000N 0950E		82	260	0 9		S1 R-4 3200N 1000E		36	335	0 9	
S1 R-4 3000N 0900E		35	210	0 8		S1 R-4 3200N 0950E		140	6500	1 1	

Bondar-Clegg & Company Ltd
130 Pemberton Ave
North Vancouver B C
Canada V7P 2R5
Phone (604) 985-0681
Telex 04-352667

BONDAR-CLEGG

Geochemical Lab Report

REPORT 127-5567 | FOX/FALCON GRID | PROJECT RAM | PAGE 3

SAMPLE NUMBER	ELEMENT UNITS	Pb PPM	Zn PPM	Ag PPM	Au PPB
S1 R-4 3200N 0850E		20	63	0.7	
S1 R-4 3200N 0800E		44	122	0.9	
S1 R-4 3200N 0750E		42	82	0.5	
S1 R-4 3200N 0700E		17	58	0.3	
S1 R-4 3200N 0650E		26	38	0.4	
S1 R-4 3200N 0600E		10	43	0.2	
S1 R-4 3200N 0550E		7	38	0.3	
S1 R-4 3200N 0450E		23	62	0.5	
S1 R-4 3200N 0400E		20	78	0.4	
S1 R-4 3200N 0350E		14	114	0.3	
S1 R-4 3200N 0300E		6	105	0.3	
S1 R-4 3200N 0250E		7	100	0.3	
S1 R-4 3200N 0200E		29	126	0.4	
S1 R-4 3200N 0150E		22	88	0.5	
S1 R-4 3200N 0100E		40	780	0.8	
S1 R-4 3200N 0050E		24	340	15.0	
S1 R-4 3200N 0000E		255	855	7.2	
S1 R-4 3400N 1300E		30	135	0.8	
S1 R-4 3400N 1250E		29	255	1.0	
S1 R-4 3400N 1200E		18	143	0.6	
S1 R-4 3400N 1150E		21	195	0.7	
S1 R-4 3400N 1100E		22	360	0.9	
S1 R-4 3400N 1050E		24	540	0.8	
S1 R-4 3400N 1000E		39	500	1.2	
S1 R-4 3400N 0950E		51	360	1.4	
S1 R-4 3400N 0900E		73	335	1.5	
S1 R-4 3400N 0850E		61	88	1.4	
S1 R-4 3400N 0800E		53	140	1.2	
S1 R-4 3400N 0750E		33	43	0.7	
S1 R-4 3400N 0700E		20	55	0.6	
S1 R-4 3400N 0650E		11	39	0.6	
S1 R-4 3400N 0600E		6	42	0.5	
S1 R-4 3400N 0550E		52	128	0.7	
S1 R-4 3400N 0500E		35	43	0.6	
S1 R-4 3400N 0450E		13	62	0.5	
S1 R-4 3400N 0400E		18	97	0.6	
S1 R-4 3400N 0350E		11	93	0.6	
S1 R-4 3400N 0300E		12	90	0.6	
S1 R-4 3400N 0250E		9	68	0.6	
S1 R-4 3400N 0200E		8	60	0.6	

SAMPLE NUMBER	ELEMENT UNITS	Pb PPM	Zn PPM	Ag PPM	Au PPB
S1 R-4 3400N 0150E		10	95	0.3	
S1 R-4 3400N 0100E		30	166	0.4	
S1 R-4 3400N 0050E		45	162	0.3	
S1 R-4 3400N 0000E		600	1150	14.0	
S1 R-4 3600N 1300E		48	295	0.8	
S1 R-4 3600N 1250E		32	230	0.5	
S1 R-4 3600N 1200E		45	320	1.0	
S1 R-4 3600N 1150E		27	190	0.7	
S1 R-4 3600N 1100E		37	940	0.7	
S1 R-4 3600N 1050E		44	640	0.7	
S1 R-4 3600N 1000E		36	195	0.5	
S1 R-4 3600N 0950E		38	210	0.7	
S1 R-4 3600N 0900E		36	235	0.6	
S1 R-4 3600N 0850E		22	73	0.2	
S1 R-4 3600N 0800E		19	88	0.3	
S1 R-4 3600N 0750E		19	70	0.1	
S1 R-4 3600N 0700E		27	148	0.1	
S1 R-4 3600N 0650E		14	155	0.1	
S1 R-4 3600N 0600E		11	80	0.1	
S1 R-4 3600N 0550E		13	175	0.1	
S1 R-4 3600N 0500E		6	118	<0.1	
S1 R-4 3600N 0450E		6	122	<0.1	
S1 R-4 3600N 0400E		7	70	0.1	
S1 R-4 3600N 0350E		7	79	0.1	
S1 R-4 3600N 0300E		11	45	0.1	
S1 R-4 3600N 0250E		11	35	0.1	
S1 R-4 3600N 0200E		24	98	0.4	
S1 R-4 3600N 0150E		52	20	0.5	
S1 R-4 3600N 0100E		61	210	0.5	
S1 R-4 3600N 0050E		39	122	0.3	
S1 R-4 3600N 0000E		40	100	0.5	
S1 R-4 3800N 1300E		41	295	0.6	
S1 R-4 3800N 1250E		100	270	1.0	
S1 R-4 3800N 1200E		94	645	1.0	
S1 R-4 3800N 1150E		40	395	0.7	
S1 R-4 3800N 1100E		66	300	0.7	
S1 R-4 3800N 1050E		68	195	0.6	
S1 R-4 3800N 1000E		30	102	0.8	
S1 R-4 3800N 0950E		41	280	0.5	
S1 R-4 3800N 0900E		15	65	0.4	

Bondar-Clegg & Company Ltd
130 Pemberton Ave
North Vancouver B C
Canada V7P 2R5
Phone (604) 985-0681
Telex 04-352667

BONDAR-CLEGG

Geochemical Lab Report

PORT 127-5567 | **FOX/FALCON GRID** | PROJECT RAM | PAGE 4

SAMPLE NUMBER	ELEMENT UNITS	Pb PPM	Zn PPM	Ag PPM	Au PPB
S1 R-4 3800N 0850E		19	123	0 2	
R-4 3800N 0800E		8	47	0 1	
S1 R-4 3800N 0750E		4	12	<0 1	
S1 R-4 3800N 0700E		9	90	0 1	
R 4 3800N 0650E		10	48	<0 1	
S1 R-4 3800N 0600E		7	36	<0 1	
R-4 3800N 0550E		7	60	0 1	
R-4 3800N 0500E		12	60	0 1	
S1 R-4 3800N 0400E		6	35	0 1	
S1 R-4 3800N 0300E		14	63	0 1	
R-4 3800N 0250E		21	95	0 1	
S1 R-4 3800N 0200E		26	90	0 3	
R-4 3800N 0150E		24	115	0 2	
R-4 3800N 0050E		17	36	0 1	
S1 R-4 4000N 1300E		35	220	0 9	
4000N 1250E		25	150	0 4	
S1 R-4 4000N 1200E		26	166	0 6	
S1 R-4 4000N 1150E		25	208	0 7	
R-4 4000N 1100E		13	108	0 3	
R-4 4000N 1050E		54	210	0 1	
R-4 4000N 1000E		26	285	0.3	
R-4 4000N 0950E		17	112	0 3	
S1 R-4 4000N 0900E		25	210	0 2	
R-4 4000N 0850E		10	43	0 1	
R-4 4000N 0800E		18	60	0 5	
S1 R-4 4000N 0750E		13	90	0 1	
R-4 4000N 0700E		8	35	0 1	
R-4 4000N 0650E		7	20	0 1	
S1 R-4 4000N 0600E		20	128	0 2	
R-4 4000N 0550E		11	65	0 1	
S1 R-4 4000N 0500E		11	50	0 1	
R-4 4000N 0450E		17	63	0 1	
R-4 4000N 0400E		35	35	0 3	
R-4 4000N 0350E		34	43	0 4	
S1 R-4 4000N 0300E		36	135	0 4	
R-4 4000N 0200E		31	85	0 2	
4000N 0150E		50	640	0 6	
4000N 0100E		21	265	0.4	
R-4 4000N 0050E		14	145	0 3	
S1 R-4 4000N 0000E		7	40	0 2	
S1 R-4 4200N 1300E		27	98	0 2	
S1 R-4 4200N 1250E		69	80	0 7	
S1 R-4 4200N 1200E		17	110	0 6	
S1 R 4 4200N 1150E		2	5	0 2	
S1 R-4 4200N 1100E		62	105	0 2	
S1 R-4 4200N 1050E		36	185	0 4	
S1 R-4 4200N 1000E		35	100	0 6	
S1 R-4 4200N 0950E		30	25	0 2	
S1 R-4 4200N 0900E		57	135	0 5	
S1 R-4 4200N 0850E		71	130	0 4	
S1 R-4 4200N 0800E		36	80	0 4	
S1 R-4 4200N 0750E		87	155	0 6	
S1 R-4 4200N 0700E		33	113	0 1	
S1 R-4 4200N 0550E		31	102	0 3	
S1 R-4 4200N 0500E		215	330	0 5	
S1 R-4 4200N 0450E		131	260	0.4	
S1 R-4 4200N 0400E		205	590	0 3	
S1 R-4 4200N 0350E		113	355	0 4	
S1 R-4 4200N 0300E		295	485	0.5	
S1 R-4 4200N 0250E		35	160	0.3	
S1 R-4 4200N 0200E		33	110	0 4	
S1 R-4 4200N 0150E		32	125	0 3	
S1 R-4 4200N 0100E		18	108	0 1	
S1 R-4 4200N 0050E		37	215	0 4	
S1 R-4 4200N 0000E		3	23	0 1	
S1 R-4 4400N 1300E		33	68	0 1	
S1 R-4 4400N 1250E		10	45	0 3	
S1 R-4 4400N 1200E		6	13	<0 1	
S1 R-4 4400N 1150E		28	75	0 6	
S1 R-4 4400N 1100E		28	255	0 4	
S1 R-4 4400N 1050E		2	6	0 1	
S1 R-4 4400N 1000E		43	53	0 5	
S1 R-4 4400N 0950E		2	12	0 1	
S1 R-4 4400N 0900E		52	84	0 3	
S1 R-4 4400N 0850E		78	162	1 0	
S1 R-4 4400N 0800E		87	205	0 5	
S1 R-4 4400N 0750E		61	168	0 4	
S1 R-4 4400N 0700E		42	175	0 4	
S1 R-4 4400N 0650E		52	130	0 3	
S1 R-4 4400N 0600E		163	145	0.4	

Bondar-Clegg & Company Ltd
130 Pemberton Ave
North Vancouver B C
Canada V7P 2R5
Phone (604) 985-0681
Telex 04-352667

BONDAR-CLEGG

Geochemical Lab Report

REPORT 127-5567 | PROJECT RAM | PAGE 5

SAMPLE NUMBER	ELEMENT UNITS	Pb PPM	Zn PPM	Ag PPM	Au PPB	
S1 R-4 4400N 0550E		102	173	0 4		FOX/FALCON
S1 R-4 4400N 0500E		21	215	0 2		GRID
S1 R-4 4400N 0450E		124	320	0 4		
S1 R-4 4400N 0400E		95	245	0 1		
S1 R-4 4400N 0350E		75	175	0 2		
S1 R-4 4400N 0300E		80	280	0 5		
S1 R-4 4400N 0250E		55	200	0 3		
S1 R-4 4400N 0200E		105	360	0 5		
S1 R-4 4400N 0150E		38	128	0 3		
S1 R-4 4400N 0100E		27	100	0 3		
S1 R-4 4400N 0050E		33	145	0 4		
S1 R-4 4400N 0000E		33	240	0 3		
S1 R-4 7000N 5800E		91	310	0 6		RAM/FOX
S1 R-4 7000N 5750E		50	230	0 4		GRID
S1 R-4 7000N 5700E		56	240	0 4		
S1 R-4 7000N 5650E		49	235	0 3		
S1 R-4 7000N 5600E		51	360	0 4		
S1 R-4 7000N 5550E		31	235	0 4		
S1 R-4 7000N 5500E		23	210	0 4		
S1 R-4 7000N 5450E		350	400	1 5		
S1 R-4 7000N 5400E		17	175	0.1		
S1 R-4 7000N 5350E		17	190	0 2		
S1 R-4 7000N 5300E		3	15	0 1		
S1 R-4 7000N 5250E		37	160	0 3		
S1 R-4 7000N 5200E		23	170	0.4		
S1 R-4 7000N 5150E		3	13	0 1		
S1 R-4 7000N 5100E		9	95	0 2		
S1 R-4 7000N 5050E		14	103	0 1		
S1 R-4 7000N 5000E		2	8	<0 1		
S1 R-4 7000N 4950E		15	60	0 2		
S1 R-4 7000N 4900E		14	62	0 3		
S1 R-4 7000N 4850E		24	102	0 3		
S1 R-4 7000N 4800E		17	50	0 2		
S1 R-4 7000N 4750E		19	150	0 1		
S1 R-4 7000N 4700E		3	14	<0 1		
S1 R-4 7000N 4650E		11	20	<0 1		
S1 R-4 7000N 4600E		24	140	0 2		
S1 R-4 7000N 4550E		16	35	0 2		
S1 R-4 7000N 4450E		23	72	0.2		
S1 R-4 7000N 4350E		18	75	0 1		

SAMPLE NUMBER	ELEMENT UNITS	Pb PPM	Zn PPM	Ag PPM	Au PPB
S1 R-4 7000N 4300E		39	410	0 2	
S1 R-4 7000N 4250E		17	31	0 1	
S1 R-4 7000N 4200E		10	330	0 1	
S1 R-4 7000N 4000E		3	4	<0 1	
S1 R-4 7000N 3950E		10	28	0 1	
S1 R-4 7000N 3900E		18	120	0 1	
S1 R-4 7000N 3850E		24	191	0 2	
S1 R-4 7000N 3800E		21	185	0 2	
S1 R-4 7000N 3750E		19	185	0 2	
S1 R-4 7000N 3700E		45	230	0 4	
S1 R-4 7000N 3650E		48	144	0 2	
S1 R-4 7000N 3600E		28	180	0 4	
S1 R-4 7000N 3550E		25	153	0 2	
S1 R-4 7000N 3500E		139	188	0 3	
S1 R-4 7000N 3450E		200	460	0 7	
S1 R-4 7000N 3400E		84	168	0 5	
S1 R-4 7000N 3350E		113	215	0 3	
S1 R-4 7000N 3300E		132	300	0 3	
S1 R-4 7000N 3250E		64	126	0 1	
S1 R-4 7000N 3200E		78	250	0 4	
S1 R-4 7000N 3150E		64	112	0 4	
S1 R-4 7000N 3100E		44	108	0 4	
S1 R-4 7000N 3050E		48	115	0.1	
S1 R-4 7000N 3000E		105	270	0 3	
S1 R-4 7000N 2950E		31	85	0 5	
S1 R-4 7000N 2900E		59	255	0 7	
S1 R-4 7000N 2850E		235	355	2 9	
S1 R-4 7000N 2800E		26	95	0 2	
S1 R-4 7000N 2750E		27	125	0 4	
S1 R-4 7000N 2700E		27	135	0 4	
S1 R-4 7000N 2650E		34	128	0 4	
S1 R-4 7000N 2600E		28	125	0 3	
S1 R-4 7000N 2550E		37	148	0 4	
S1 R-4 7000N 2500E		35	145	0 4	
S1 R-4 7000N 2450E		6	40	0 3	
S1 R-4 7000N 2400E		38	150	0 4	
S1 R-4 7000N 2350E		35	128	0 4	
S1 R-4 7000N 2300E		21	75	0 2	
S1 R-4 7200N 5800E		30	149	0 3	
S1 R-4 7200N 5700E		22	115	0 4	

Bondar-Clegg & Company Ltd
130 Pemberton Ave
North Vancouver B C
Canada V7P 2R5
Phone (604) 985-0681
Telex 04-352667

BONDAR-CLEGG

Geochemical Lab Report

REPORT 127 5567 | **RAM/FOX GRID** | PROJECT RAM | PAGE 6

SAMPLE NUMBER	ELEMENT UNITS	Pb PPM	Zn PPM	Ag PPM	Au PPB	SAMPLE NUMBER	ELEMENT UNITS	Pb PPM	Zn PPM	Ag PPM	Au PPB
S1 R-4 7200N 5650E		36	210	0 3		S1 R-4 7200N 3550E		44	110	0 8	
S1 R-4 7200N 5600E		27	185	0 3		S1 R-4 7200N 3500E		28	173	0 6	
S1 R-4 7200N 5550E		21	125	0 6		S1 R-4 7200N 3450E		5	20	0 3	
S1 R-4 7200N 5500E		27	270	2 0		S1 R-4 7200N 3400E		9	55	0 4	
S1 R-4 7200N 5450E		9	115	0 2		S1 R-4 7400N 5450E		17	138	0 4	
S1 R-4 7200N 5400E		13	75	0 2		S1 R-4 7400N 5400E		66	265	0 7	
S1 R-4 7200N 5350E		27	300	0 4		S1 R-4 7400N 5350E		14	80	0 4	
S1 R-4 7200N 5300E		42	505	1 0		S1 R-4 7400N 5300E		177	400	0 9	
S1 R-4 7200N 5250E		52	275	0 7		S1 R-4 7400N 5250E		52	130	0 5	
S1 R-4 7200N 5200E		40	265	0 6		S1 R-4 7400N 5200E		38	330	0 9	
S1 R-4 7200N 5150E		30	220	0 5		S1 R-4 7400N 5150E		64	245	0 9	
S1 R-4 7200N 5100E		17	116	0 3		S1 R-4 7400N 5100E		35	205	1 1	
S1 R-4 7200N 5050E		275	480	7 6		S1 R-4 7400N 5050E		33	230	1 0	
S1 R-4 7200N 5000E		19	215	0 5		S1 R-4 7400N 4850E		16	140	0 9	
S1 R-4 7200N 4950E		69	360	0 8		S1 R-4 7400N 4750E		125	1350	0 7	
S1 R-4 7200N 4900E		29	68	0 5		S1 R-4 7400N 4700E		285	840	0 7	
S1 R-4 7200N 4750E		58	605	0 3		S1 R-4 7400N 4650E		41	160	0 4	
S1 R-4 7200N 4700E		28	340	0 4		S1 R-4 7400N 4550E		127	680	1 0	
S1 R-4 7200N 4650E		26	600	0 3		S1 R-4 7400N 4450E		32	280	0 2	
S1 R-4 7200N 4600E		63	700	0 8		S1 R-4 7400N 4400E		34	155	0 3	
S1 R-4 7200N 4550E		58	285	0 3		S1 R-4 7400N 4375E		13	93	0 2	
S1 R-4 7200N 4500E		45	192	0 3		S1 R-4 7400N 4350E		11	85	0.1	
S1 R-4 7200N 4450E		455	820	2 8		S1 R-4 7400N 4300E		3	30	0.1	
S1 R-4 7200N 4400E		47	375	0 5		S1 R-4 7400N 4250E		12	124	0 2	
S1 R-4 7200N 4350E		27	162	0 2		S1 R-4 7400N 4200E		14	170	0 1	
S1 R-4 7200N 4300E		24	148	0 2		S1 R-4 7400N 4150E		13	102	0.1	
S1 R-4 7200N 4250E		21	112	0 2		S1 R-4 7400N 4100E		144	155	4 1	
S1 R-4 7200N 4200E		18	100	0 2		S1 R-4 7400N 4050E		23	650	1 0	
S1 R-4 7200N 4150E		25	370	0 3		S1 R-4 7400N 4000E		26	210	0 3	
S1 R-4 7200N 4100E		<2	14	0 1		S1 R-4 7400N 3950E		21	70	0 3	
S1 R-4 7200N 4050E		5	25	0 4		S1 R-4 7400N 3900E		19	183	0 2	
S1 R-4 7200N 4000E		9	38	0 4		S1 R-4 7400N 3850E		27	175	0 2	
S1 R-4 7200N 3950E		12	79	0 5		S1 R-4 7400N 3800E		11	65	0 3	
S1 R-4 7200N 3900E		34	185	0 7		S1 R-4 7400N 3750E		27	265	0 5	
S1 R-4 7200N 3850E		15	99	0 5		S1 R-4 7400N 3700E		43	335	0 6	
S1 R-4 7200N 3800E		31	142	0 5		S1 R-4 7400N 3650E		31	156	0 3	
S1 R-4 7200N 3750E		22	200	0 5		S1 R-4 7400N 3600E		9	65	<0 1	
S1 R-4 7200N 3700E		1900	530	1 8		S1 R-4 7400N 3550E		28	205	0 1	
S1 R-4 7200N 3650E		63	480	0.8		S1 R-4 7400N 3500E		3	15	0 1	
S1 R-4 7200N 3600E		16	86	0 5		S1 R-4 7400N 3450E		4	35	<0 1	

Bondar-Clegg & Company Ltd
130 Pemberton Ave
North Vancouver B C
Canada V7P 2R5
Phone (604) 985-0681
Telex 04-352667

BONDAR-CLEGG

Geochemical Lab Report

PORT 127-5567 | **RAM/FOX GRID** | PROJECT RAM | PAGE 7

SAMPLE NUMBER	ELEMENT UNITS	Pb PPM	Zn PPM	Ag PPM	Au PPB	SAMPLE NUMBER	ELEMENT UNITS	Pb PPM	Zn PPM	Ag PPM	Au PPB
S1	R-4 7400N 3400E	18	108	0 1							
	R-4 7600N 5150E	53	590	1 0							
S1	R 4 7600N 5050E	56	380	0 6							
S1	R-4 7600N 5000E	36	490	0 2							
	R-4 7600N 4900E	63	1300	0 6							
S1	R-4 7600N 4850E	31	640	0 4							
	R-4 7600N 4800E	43	690	0 3							
	R-4 7600N 4750E	37	295	0 5							
S1	R-4 7600N 4700E	57	470	0.7							
S1	R-4 7600N 4600E	59	535	0 5							
S1	R-4 7600N 4550E	21	120	0 2							
S1	R-4 7600N 4500E	155	255	0 5							
	R-4 7600N 4450E	30	1550	0 4							
	R-4 7600N 4400E	71	900	0 5							
S1	R-4 7600N 4350E	27	2000	0.5							
	R-4 7600N 4300E	24	128	0 7							
S1	R-4 7600N 4250E	36	230	0 7							
S1	R-4 7600N 4200E	10	163	0 4							
	R-4 7600N 4150E	5	27	0 3							
	R-4 7600N 4100E	4	45	0 2							
	R-4 7600N 4050E	51	230	0 7							
	R-4 7600N 4000E	31	158	0 3							
S1	R-4 7600N 3950E	34	370	0 7							
S1	R-4 7600N 3900E	16	108	0 2							
	R-4 7600N 3850E	2	23	0 3							
S1	R-4 7600N 3800E	18	170	0 6							
	R-4 7600N 3750E	11	140	0 9							
	R-4 7600N 3700E	9	100	0 4							
S1	R-4 7600N 3650E	15	120	0 7							
	R-4 7600N 3600E	48	275	0 6							
S1	R-4 7600N 3550E	17	165	0 4							
S1	R-4 7600N 3500E	27	250	0 3							
	R-4 7600N 3450E	23	100	0 2							
S1	R-4 7600N 3400E	230	530	1 0							

Bondar-Clegg & Company Ltd
130 Pemberton Ave
North Vancouver B C
Canada V7P 2R5
Phone (604) 985-0681
Telex 04-352667

BONDAR-CLEGG

Geochemical Lab Report

SEPT 18

REPORT: 227-5567 (Complete) | RAM - Ship #4 | PROJECT: RAM | PAGE 1

SAMPLE NUMBER	ELEMENT UNITS	Au PPB	
S1 R-4 3000N 900E		<5	FOX/FALCON GRID
S1 R-4 3000N 850E		<5	
S1 R-4 3000N 800E		<5	
S1 R-4 3000N 750E		<5	
S1 R-4 3000N 700E		<5	
S1 R-4 3000N 650E		<5	
S1 R-4 3000N 600E		<5	
S1 R-4 3000N 0000E		<5	
S1 R-4 3000N 400W		<5	
S1 R-4 3000N 300W		20	
S1 R-4 3000N 250W		10	
S1 R-4 3000N 200W		<5	
S1 R-4 3000N 150W		5	
S1 R-4 3000N 100W		<5	
S1 R-4 3000N 50W		<5	
S1 R-4 3200N 200E		<5	
S1 R-4 3200N 150E		<5	
S1 R-4 3200N 100E		<5	
S1 R-4 3200N 50E		<5	
S1 R-4 3200N 00E		<5	
S1 R-4 3400N 50E		5	
S1 R-4 3400N 00E		20	

Bondar-Clegg & Company Ltd
130 Pemberton Ave
North Vancouver B C
Canada V7P 2R5
Phone (604) 985-0681
Telex 04-352667

BONDAR-CLEGG

Geochemical Lab Report

REPORT 127-5568 (COmplete) | RAM -Ship #5 | PROJECT RAM | PAGE 1

SAMPLE NUMBER	ELEMENT UNITS	Pb PPM	Zn PPM	Ag PPM	Au PPB	Au/wt G	Au/wt G
S1 R-5 00N 400E	**SOUTH GRID**			0 3	10	5 0	
S1 R 5 00N 450E				0 6	<5	4 3	6 0
S1 R-5 00N 500E				0 3	<5	10 0	
S1 R-5 00N 550E				0 7	5	6 0	
S1 R-5 00N 600E				0 6	<5	10 0	
S1 R-5 00N 650E				0 3	<5	10 0	
S1 R-5 00N 700E				0 3	<5	10 0	
S1 R-5 00N 750E				0 2	<5	10 0	
S1 R-5 00N 800E				0 2	<5	10 0	
S1 R-5 00N 850E				0 1	<5	10 0	
S1 R-5 00N 900E				0.3	<5	10 0	
S1 R-5 00N 950E				0 1	<5	10 0	
S1 R-5 00N 1000E				0 3	<5	6 0	
S1 R-5 00N 1050E				0.1	10	10 0	
S1 R-5 00N 1100E				0 3	5	10 0	
S1 R-5 00N 1150E				0 2	5	10 0	
S1 R-5 00N 1200E				0 1	5	10 0	
S1 R-5 00N 1250E				0 4	5	10 0	
S1 R-5 00N 1300E				0 1	10	10 0	
S1 R-5 00N 1350E				0 1	<5	10.0	
S1 R-5 00N 1400E				0 3	15	9 0	
S1 R-5 00N 1450E				0 3	<5	9 0	
S1 R-5 00N 1500E				0 3	5	10 0	
S1 R-5 00N 1550E				0 2	<5	10 0	
S1 R-5 00N 1600E				0 1	<5	10 0	
S1 R-5 00N 1650E				0 3	<5	10 0	
S1 R-5 00N 1700E				0 3	15	10 0	
S1 R-5 00N 1750E				0 2	15	10 0	
S1 R-5 00N 1800E				0 1	<5	10 0	
S1 R-5 00N 1850E				0 1	<5	10 0	
S1 R-5 00N 1900E				0 2	<5	10 0	
S1 R-5 00N 1950E				0 1	<5	10 0	
S1 R-5 00N 2000E				0 1	<5	10 0	
S1 R-5 00N 2050E				0 2	<5	10 0	
S1 R-5 00N 2100E				0 1	<5	10 0	
S1 R-5 00N 2150E				0 2	<5	10 0	
S1 R-5 00N 2200E				0 6	5	10 0	
S1 R-5 00N 2250E				0 3	10	10 0	
S1 R-5 00N 2300E				0 3	<5	10 0	
S1 R-5 00N 2350E				0 5	<5	10 0	

Bondar-Clegg & Company Ltd
130 Pemberton Ave
North Vancouver B C
Canada V7P 2R5
Phone (604) 985-0681
Telex 04-352667

BONDAR-CLEGG

Geochemical Lab Report

REPORT 127-5568 | **SOUTH GRID** | PROJECT RAM | PAGE 2

SAMPLE NUMBER	ELEMENT UNITS	Pb PPM	Zn PPM	Ag PPM	Au PPB	Au/wt G	Au/wt G
S1 R 5 00N 2400E				0 3	<5	10 0	
S1 R-5 00N 2450E				0 2	<5	10 0	
S1 R-5 00N 2500E				0 4	<5	10 0	
S1 R-5 00N 2550E				0 6	<5	10 0	
S1 R-5 00N 2600E				0 6	<5	10 0	
S1 R-5 00N 2650E				0 3	<5	10 0	
S1 R-5 00N 2700E				0 5	<5	10 0	
S1 R-5 00N 2750E				0 4	<5	7 0	3 0
S1 R-5 00N 2800E				0 4	<5	10 0	
S1 R-5 00N 2850E				0 4	<5	10 0	
S1 R-5 00N 2900E				0 3	<5	10 0	
S1 R-5 00N 2950E				0 2	<5	10 0	
S1 R-5 00N 3000E				0 2	<5	10 0	
S1 R-5 00N 3050E				0 3	<5	10 0	
S1 R-5 00N 3100E				0 2	<5	10 0	
S1 R-5 00N 3150E				0 2	<5	10 0	
S1 R-5 00N 3200E				0 1	5	10 0	
S1 R-5 00N 3250E				0 4	30	10 0	
S1 R-5 00N 3300E				0 9	15	10.0	
S1 R-5 00N 3350E				0 3	10	10 0	
S1 R-5 00N 3400E				0 2	<5	10 0	
S1 R-5 00N 3450E				0 1	<5	10 0	
S1 R-5 00N 3500E				0.3	<5	10 0	
S1 R-5 00N 3550E				0 2	10	10 0	
S1 R-5 00N 3600E				0.3	10	10 0	
S1 R-5 00N 3650E				0 8	15	10 0	
S1 R 5 00N 3700E				0 5	10	10 0	
S1 R-5 00N 3750E				2 0	5	10 0	
S1 R-5 00N 3850E				0 7	15	10 0	
S1 R-5 00N 3900E				0 4	10	10 0	
S1 R-5 00N 3950E				0 6	<5	10 0	
S1 R-5 00N 4000E				0 8	15	10 0	
S1 R-5 00N 4050E				0 6	5	10 0	
S1 R-5 00N 4100E				0 5	<5	10 0	
S1 R-5 00N 4150E				0 5	<5	10 0	
S1 R-5 00N 4200E				0 3	<5	10 0	
S1 R-5 00N 4250E				0 6	<5	10 0	
S1 R-5 00N 4300E				0.4	<5	10 0	
S1 R-5 00N 4350E				<0 1	<5	10 0	
S1 R-5 00N 4400E				0 1	<5	10 0	

Bondar-Clegg & Company Ltd
130 Pemberton Ave
North Vancouver B C
Canada V7P 2R5
Phone (604) 985-0681
Telex 04-352667

BONDAR-CLEGG

Geochemical Lab Report

REPORT 127-5563 | SOUTH GRID | PROJECT RAM | PAGE 3

SAMPLE NUMBER	ELEMENT UNITS	Pb PPM	Zn PPM	Ag PPM	Au PPB	Au/wt G	Au/wt G
S1 R-5 00N 4500E				0 1	<5	10 0	
S1 R-5 200N 400E				0 1	<5	10 0	
S1 R-5 200N 450E				0 2	5	10 0	
S1 R-5 200N 500E				0 2	<5	10 0	
S1 R-5 200N 550E				0 1	<5	10 0	
S1 R-5 200N 600E				0 1	<5	10 0	
S1 R-5 200N 650E				0 1	<5	10 0	
S1 R-5 200N 700E				<0 1	<5	10 0	
S1 R-5 200N 750E				0 1	<5	10 0	
S1 R-5 200N 800E				0 1	<5	10 0	
S1 R-5 200N 850E				0 2	<5	10 0	
S1 R-5 200N 900E				0 1	<5	10 0	
S1 R-5 200N 950E				0.5	<5	10 0	
S1 R-5 200N 1000E				0 1	<5	10 0	
S1 R-5 200N 1050E				0 2	10	10 0	
S1 R-5 200N 1100E				0 1	<5	10 0	
S1 R-5 200N 1150E				0 2	<5	10 0	
S1 R-5 200N 1200E				0 1	<5	10 0	
S1 R-5 200N 1250E				0 1	<5	10 0	
S1 R-5 200N 1300E				<0 1	<5	10.0	
S1 R-5 200N 1350E				<0.1	<5	10.0	
S1 R-5 200N 1400E				<0 1	<5	10 0	
S1 R-5 200N 1450E				<0 1	<5	10 0	
S1 R-5 200N 1500E				0 2	<5	10 0	
S1 R-5 200N 1550E				0 1	<5	10 0	
S1 R-5 200N 1600E				0 1	<5	10 0	
S1 R-5 200N 1650E				0 1	<5	10 0	
S1 R-5 200N 1700E				0 4	<5	10 0	
S1 R-5 200N 1750E				0 1	5	10 0	
S1 R-5 200N 1800E				0 4	<5	10 0	
S1 R-5 200N 1850E				0 3	<5	10 0	
S1 R-5 200N 1900E				1 5	<5	10 0	
S1 R-5 200N 1950E				0 1	<5	10 0	
S1 R-5 200N 2000E				<0 1	<5	10 0	
S1 R-5 200N 2050E				<0 1	<5	10 0	
S1 R-5 200N 2100E				<0 1	<5	10 0	
S1 R-5 200N 2150E				<0 1	<5	10 0	
S1 R-5 200N 2200E				<0 1	<5	10 0	
S1 R-5 200N 2250E				0 4	<5	10 0	
S1 R-5 200N 2300E				0.1	20	10 0	

Bondar-Clegg & Company Ltd
130 Pemberton Ave
North Vancouver B C
Canada V7P 2R5
Phone (604) 985-0681
Telex 04-352667

BONDAR-CLEGG

Geochemical Lab Report

REPORT 127-5568 | **SOUTH GRID** | PROJECT RAM | PAGE 4

SAMPLE NUMBER	ELEMENT UNITS	Pb PPM	Zn PPM	Ag PPM	Au PPB	Au/wt G	Au/wt G
S1 R-5 200N 2350E				0 1	25	10 0	
S1 R-5 200N 2400E				0 1	20	10 0	
S1 R-5 200N 2450E				0 4	70	10 0	
S1 R-5 200N 2500E				0 8	10	10 0	
S1 R-5 200N 2550E				0 2	<5	10 0	
S1 R-5 200N 2600E				0 4	<5	10 0	
S1 R-5 200N 2650E				0 2	<5	10 0	
S1 R-5 200N 2700E				0 3	<5	10 0	
S1 R-5 200N 2750E				0 1	<5	10 0	
S1 R-5 200N 2800E				0 4	<5	10 0	
S1 R-5 200N 2850E				0 1	<5	10 0	
S1 R-5 200N 2900E				0.2	<5	10 0	
S1 R-5 200N 2950E				<0 1	10	10 0	
S1 R-5 200N 3000E				<0 1	<5	10 0	
S1 R-5 200N 3050E				0 1	<5	10 0	
S1 R-5 200N 3100E				0 1	<5	10 0	
S1 R-5 200N 3150E				0 1	<5	10 0	
S1 R-5 200N 3200E				<0 1	<5	10 0	
S1 R-5 200N 3250E				0.2	<5	10.0	
S1 R-5 200N 3300E				0.1	10	10 0	
S1 R-5 200N 3350E				0.2	<5	10 0	
S1 R-5 200N 3400E				0.1	<5	10 0	
S1 R-5 200N 3450E				<0.1	<5	10.0	
S1 R-5 200N 3500E				0 1	<5	10 0	
S1 R 5 200N 3550E				0 1	<5	10 0	
S1 R-5 200N 3600E				0 5	<5	10 0	
S1 R-5 200N 3650E				<0 1	<5	10 0	
S1 R-5 200N 3700E				<0 1	<5	10 0	
S1 R-5 200N 3750E				0 3	<5	10 0	
S1 R-5 200N 3800E				1 1	<5	10 0	
S1 R 5 200N 3850E				0 4	<5	10 0	
S1 R-5 200N 3900E				0 4	<5	10 0	
S1 R-5 200N 3950E				0 3	<5	10 0	
S1 R-5 200N 4000E				0 3	<5	10 0	
S1 R-5 200N 4050E				0 2	<5	10 0	
S1 R-5 200N 4100E				0 3	<5	10 0	
S1 R-5 200N 4150E				0 5	<5	10 0	
S1 R-5 200N 4200E				0 1	<5	10 0	
S1 R-5 200N 4250E				0 3	<5	10.0	
S1 R-5 200N 4300E				<0.1	<5	10.0	

Bondar-Clegg & Company Ltd
130 Pemberton Ave
North Vancouver B C
Canada V7P 2R5
Phone (604) 985-0681
Telex 04-352667

BONDAR-CLEGG

Geochemical Lab Report

REPORT 127-5568 | **SOUTH GRID** | PROJECT RAM | PAGE 5

SAMPLE NUMBER	ELEMENT UNITS	Pb PPM	Zn PPM	Ag PPM	Au PPB	Au/wt G	Au/wt G
S1 R-5 200N 4350E				<0 1	<5	10 0	
S1 R-5 200N 4400E				<0 1	<5	10 0	
S1 R-5 200N 4450E				0 3	<5	10 0	
S1 R-5 200N 4500E				0 1	<5	10 0	
S1 R-5 400N 400E				0 6	20	6 0	
S1 R-5 400N 450E				0 1	<5	10 0	
S1 R-5 400N 500E				<0 1	<5	10 0	
S1 R-5 400N 550E				0 2	<5	10 0	
S1 R-5 400N 600E				0 1	<5	10 0	
S1 R-5 400N 650E				0 4	<5	10 0	
S1 R-5 400N 700E				0 1	<5	10 0	
S1 R-5 400N 750E				0 4	<5	6.0	
S1 R-5 400N 800E				0 3	<5	10.0	
S1 R-5 400N 850E				<0.1	<5	10.0	
S1 R-5 400N 900E				0 1	<5	10 0	
S1 R-5 400N 950E				0 1	<5	10 0	
S1 R-5 400N 1000E				0 4	<5	10 0	
S1 R-5 400N 1050E				0.3	<5	10.0	
S1 R-5 400N 1100E				0 8	<5	10.0	
S1 R-5 400N 1150E				0.2	<5	10 0	
S1 R-5 400N 1200E				0.1	<5	10.0	
S1 R-5 400N 1250E				0 3	<5	10 0	
S1 R-5 400N 1300E				1 6	<5	10 0	
S1 R-5 400N 1350E				0 2	<5	10 0	
S1 R-5 400N 1400E				0 1	<5	10 0	
S1 R-5 400N 1500E				0 2	<5	10 0	
S1 R-5 400N 1550E				0 4	<5	10 0	
S1 R-5 400N 1600E				0 3	5	10 0	
S1 R-5 400N 1650E				0 6	<5	10 0	
S1 R-5 400N 1700E				0 7	10	10 0	
S1 R-5 400N 1750E				0 6	<5	10 0	
S1 R 5 400N 1800E				0 4	5	10 0	
S1 R-5 400N 1850E				0 6	5	10 0	
S1 R-5 400N 1900E				0 4	<5	10 0	
S1 R-5 400N 1950E				0 7	<5	10 0	
S1 R-5 400N 2000E				0 2	<5	10 0	
S1 R-5 400N 2050E				0 3	15	10 0	
S1 R-5 400N 2100E				<0 1	20	10 0	
S1 R-5 400N 2150E				0 4	<5	10 0	
S1 R-5 400N 2200E				0 9	<5	10 0	

Bondar-Clegg & Company Ltd
130 Pemberton Ave
North Vancouver B C
Canada V7P 2R5
Phone (604) 985-0681
Telex 04-352667

BONDAR-CLEGG

Geochemical Lab Report

REPORT 127-5568 | SOUTH GRID | PROJECT RAM | PAGE 6

SAMPLE NUMBER	ELEMENT UNITS	Pb PPM	Zn PPM	Ag PPM	Au PPB	Au/wt G	Au/wt G
S1 R-5 400N 2250E				0 5	<5	10 0	
S1 R-5 400N 2300E				0 5	<5	10 0	
S1 R-5 400N 2350E				1 2	<5	10 0	
S1 R-5 400N 2400E				0 1	<5	10 0	
S1 R-5 400N 2450E				0 4	<5	8 0	
S1 R-5 400N 2500E				0 2	<5	10 0	
S1 R-5 400N 2550E				1 6	<5	10 0	
S1 R-5 400N 2650E				0 1	<5	10 0	
S1 R-5 400N 2700E				1 1	<5	10 0	
S1 R-5 400N 2750E				0 7	<5	10 0	
S1 R-5 400N 2800E				0 1	<5	10 0	
S1 R-5 400N 2850E				0.1	<5	10 0	
S1 R-5 400N 2900E				0 1	<5	10 0	
S1 R-5 400N 2950E				0 3	<5	10 0	
S1 R-5 400N 3000E				<0.1	<5	10 0	
S1 R-5 400N 3050E				0 2	5	10 0	
S1 R-5 400N 3100E				0 1	5	10 0	
S1 R-5 400N 3150E				<0 1	<5	10 0	
S1 R-5 400N 3200E				0 1	<5	10 0	
S1 R-5 400N 3250E				2 2	<5	10 0	
S1 R-5 400N 3300E				0 2	<5	10 0	
S1 R-5 400N 3350E				0.1	10	10 0	
S1 R-5 400N 3450E				0 1	5	10 0	
S1 R-5 400N 3500E				0 2	<5	10 0	
S1 R-5 400N 3600E				0 9	10	10.0	
S1 R-5 400N 3700E				0 1	<5	10 0	
S1 R-5 400N 3750E				0 6	<5	10 0	
S1 R-5 400N 3800E				0 4	<5	10 0	
S1 R-5 400N 3850E				0 1	<5	10 0	
S1 R-5 400N 3900E				0 3	<5	10 0	
S1 R-5 400N 3950E				0 3	<5	10 0	
S1 R-5 400N 4000E				0 1	5	10 0	
S1 R-5 400N 4050E				<0 1	<5	10 0	
S1 R-5 400N 4100E				0 2	5	10 0	
S1 R-5 400N 4150E				0 4	5	10 0	
S1 R-5 400N 4200E				<0 1	<5	10 0	
S1 R-5 400N 4250E				<0 1	5	10 0	
S1 R-5 600N 1400E				<0 1	10	10 0	
S1 R-5 600N 1450E				0 4	<5	10 0	
S1 R-5 600N 1500E				0 2	15	10 0	

Bondar-Clegg & Company Ltd
130 Pemberton Ave
North Vancouver B C
Canada V7P 2R5
Phone (604) 985-0681
Telex 04-352667

BONDAR-CLEGG

Geochemical Lab Report

REPORT 127-5568 | SOUTH GRID | PROJECT RAM | PAGE 7

SAMPLE NUMBER	ELEMENT UNITS	Pb PPM	Zn PPM	Ag PPM	Au PPB	Au/wt G	Au/wt G
S1 R-5 600N 1550E				<0 1	<5	10 0	
S1 R-5 600N 1600E				0 1	10	10 0	
S1 R-5 600N 1650E				<0 1	10	10 0	
S1 R-5 600N 1700E				0 1	<5	10 0	
S1 R-5 600N 1750E				0 3	<5	10 0	
S1 R-5 600N 1800E				0 7	15	10 0	
S1 R-5 600N 1850E				0 4	<5	10 0	
S1 R-5 600N 1900E				0 1	5	10 0	
S1 R-5 600N 1950E				<0 1	<5	10 0	
S1 R-5 600N 2000E				0 2	5	10 0	
S1 R-5 600N 2050E				0 5	5	10 0	
S1 R-5 600N 2100E				0 3	15	10.0	
S1 R-5 600N 2150E				0 5	<5	10 0	
S1 R-5 600N 2200E				0 6	<5	10 0	
S1 R-5 600N 2250E				0 3	<5	10 0	
S1 R-5 600N 2300E				0 7	<5	10 0	
S1 R-5 600N 2350E				0 6	<5	10 0	
S1 R-5 600N 2400E				0 1	<5	10.0	
S1 R-5 600N 2450E				<0 1	<5	10 0	
S1 R-5 600N 2500E				<0.1	<5	10 0	
S1 R-5 600N 2550E				0.4	<5	2.0	8.0
S1 R-5 600N 2600E				0 2	<5	10 0	
S1 R-5 600N 2650E				0 3	<5	10 0	
S1 R-5 600N 2700E				1 0	<5	10 0	
S1 R-5 600N 2750E				0 2	<5	10 0	
S1 R-5 600N 2800E				0 6	<5	10 0	
S1 R-5 600N 2850E				6 5	10	10 0	
S1 R-5 600N 2900E				0 2	<5	10 0	
S1 R-5 600N 2950E				0 5	15	10 0	
S1 R-5 600N 3000E				0 4	10	10 0	
S1 R-5 600N 3050E				0 4	<5	10 0	
S1 R-5 600N 3100E				0 3	10	10 0	
S1 R-5 600N 3150E				0 2	<5	10 0	
S1 R-5 600N 3200E				0 5	5	10 0	
S1 R-5 600N 3250E				0 2	<5	10 0	
S1 R-5 600N 3300E				0 5	10	10 0	
S1 R-5 600N 3350E				0 6	<5	10 0	
S1 R-5 600N 3400E				0 7	<5	10 0	
S1 R-5 600N 3450E				0 2	5	10 0	
S1 R-5 600N 3500E				0.2	5	10 0	

Bondar-Clegg & Company Ltd
130 Pemberton Ave
North Vancouver B C
Canada V7P 2R5
Phone (604) 985-0681
Telex 04-352667

BONDAR-CLEGG

Geochemical Lab Report

REPORT 127-5568 | SOUTH GRID | PROJECT RAM | PAGE 8

SAMPLE NUMBER	ELEMENT UNITS	Pb PPM	Zn PPM	Ag PPM	Au PPB	Au/wt G	Au/wt G
S1 R-5 600N 3550E				0 3	<5	10 0	
S1 R-5 600N 3600E				0 3	<5	10 0	
S1 R-5 600N 3650E				0 8	<5	10 0	
S1 R-5 600N 3700E				0 1	<5	10 0	
S1 R-5 600N 3750E				0 9	<5	10 0	
S1 R-5 600N 3800E				0 3	<5	10 0	
S1 R-5 600N 3850E				0 4	<5	10 0	
S1 R-5 600N 3900E				0 1	<5	10 0	
S1 R-5 600N 3950E				0 1	<5	10 0	
S1 R-5 600N 4000E				0 2	5	10 0	
S1 R-5 600N 4050E				0 2	<5	10.0	
S1 R-5 600N 4100E				0 2	5	10 0	
S1 R-5 600N 4150E				0 1	<5	10 0	
S1 R-5 600N 4200E				0.5	5	10 0	
S1 R-5 600N 4250E				0.8	10	9 0	
S1 R-5 800N 1400E				0 3	5	10 0	
S1 R-5 800N 1450E				0.3	<5	10 0	
S1 R-5 800N 1500E				0 1	<5	10 0	
S1 R-5 800N 1550E				0.2	10	10 0	
S1 R-5 800N 1600E				0.2	<5	10 0	
S1 R-5 800N 1650E				0.5	10	8.0	
S1 R-5 800N 1700E				0.4	<5	10 0	
S1 R-5 800N 1750E				0.4	5	10.0	
S1 R-5 800N 1800E				0.3	<5	10 0	
S1 R-5 800N 1850E				0 3	<5	10.0	
S1 R-5 800N 1900E				0 9	<5	10 0	
S1 R-5 800N 1950E				0 5	<5	10 0	
S1 R-5 800N 2000E				0 9	<5	10 0	
S1 R-5 800N 2050E				0 2	<5	10 0	
S1 R-5 800N 2100E				0 2	<5	10 0	
S1 R-5 800N 2200E				0 4	5	10 0	
S1 R-5 800N 2250E				0 6	<5	10 0	
S1 R-5 800N 2300E				0 7	<5	10 0	
S1 R-5 800N 2350E				0.3	5	10 0	
S1 R-5 800N 2400E				0 7	<5	9 0	
S1 R-5 800N 2450E				12 0	<5		10 0
S1 R-5 800N 2500E				0 8	5	10 0	
S1 R-5 800N 2550E				0 9	5	10 0	
S1 R-5 800N 2600E				0 2	<5	10 0	
S1 R-5 800N 2650E				0 3	<5	4 0	6 0

Bondar-Clegg & Company Ltd
130 Pemberton Ave
North Vancouver B C
Canada V7P 2R5
Phone (604) 985-0681
Telex 04-352667

BONDAR-CLEGG

Geochemical Lab Report

REPORT 127-5568 | PROJECT RAM | PAGE 9

SAMPLE NUMBER	ELEMENT UNITS	Pb PPM	Zn PPM	Ag PPM	Au PPB	Au/wt G	Au/wt G
S1 R-5 800N 2700E	**SOUTH GRID**			0 3	5	10 0	
S1 R-5 800N 2750E				0 3	<5	10 0	
S1 R-5 800N 2800E				0 4	10	10 0	
S1 R-5 800N 2850E				0 2	5	10 0	
S1 R-5 800N 2900E				0 5	10	10 0	
S1 R-5 800N 2950E				0 6	5	10 0	
S1 R-5 800N 3000E				0 3	<5	10 0	
S1 R-5 800N 3050E				0 4	<5	10 0	
S1 R-5 800N 3100E				0 4	<5	10 0	
S1 R-5 800N 3150E				0 7	5	10 0	
S1 R-5 800N 3200E				0.6	<5	10.0	
S1 R-5 800N 3250E				0.5	<5	10.0	
S1 R-5 800N 3300E				0 6	<5	10 0	
S1 R-5 800N 3350E				0.6	<5	10 0	
S1 R-5 800N 3400E				1 1	<5	10 0	
S1 R-5 800N 3450E				0 2	<5	10 0	
S1 R-5 800N 3500E				0.3	<5	10.0	
S1 R-5 800N 3550E				0.5	<5	10 0	
S1 R-5 800N 3600E				1.0	<5	10.0	
S1 R-5 800N 3650E				1.0	<5	10.0	
S1 R-5 800N 3700E				0.8	<5	10.0	
S1 R-5 800N 3750E				1 0	<5	10 0	
S1 R-5 800N 3800E				0.7	<5	10 0	
S1 R-5 800N 3850E				0 4	<5	10 0	
S1 R-5 800N 3900E				0 7	<5	10 0	
S1 R-5 800N 3950E				0 6	<5	10 0	
S1 R-5 800N 4000E				0 4	<5	10 0	
S1 R-5 800N 4050E				0 1	<5	10 0	
S1 R-5 800N 4100E				0 1	<5	10 0	
S1 R-5 800N 4150E				0 3	<5	10 0	
S1 R-5 800N 4200E				0 2	5	10 0	
S1 R-5 800N 4250E				0 2	<5	10 0	
S1 R-5 1900N 2800E	**GRAYLING GRID**			0 7	<5	10 0	
S1 R-5 1900N 2850E				0 8	<5	10 0	
S1 R-5 1900N 2900E				0 4	10	10 0	
S1 R-5 1900N 2950E				0 5	<5	10 0	
S1 R-5 1900N 3000E				0 1	<5	10 0	
S1 R-5 1900N 3050E				1 0	10	10 0	
S1 R-5 1900N 3100E				0 8	10	10 0	
S1 R-5 1900N 3150E				0 7	5	10.0	

Bondar-Clegg & Company Ltd
130 Pemberton Ave
North Vancouver B C
Canada V7P 2R5
Phone (604) 985-0681
Telex 04-352667

BONDAR-CLEGG

Geochemical Lab Report

REPORT 127-5568 | PROJECT RAM | PAGE 10

SAMPLE NUMBER	ELEMENT UNITS	Pb PPM	Zn PPM	Ag PPM	Au PPB	Au/wt G	Au/wt G
S1 R-5 1900N 3200E	**GRAYLING GRID**			0 6	20	10 0	
S1 R-5 1900N 3250E				0 6	10	10 0	
S1 R-5 1900N 3300E				0 7	15	10 0	
S1 R-5 1900N 3350E				0 2	10	10 0	
S1 R-5 1900N 3400E				0 7	5	10 0	
S1 R-5 1900N 3450E				0 2	<5	10 0	
S1 R-5 1900N 3500E				0 2	<5	10 0	
S1 R-5 1900N 3550E				0 5	<5	10 0	
S1 R-5 1900N 3600E				0 1	<5	10 0	
S1 R-5 2100N 2500E				0 1	<5	10 0	
S1 R-5 2100N 2550E				0 2	<5	10 0	
S1 R-5 2100N 2600E				0 7	<5	10 0	
S1 R-5 2100N 2650E				0 2	<5	10 0	
S1 R-5 2100N 2700E				0 3	<5	10 0	
S1 R-5 2100N 2750E				0 1	<5	10 0	
S1 R-5 2100N 2800E				1 2	<5	10 0	
S1 R-5 2100N 2850E				0 3	<5	10 0	
S1 R-5 2100N 2900E				0 9	<5	10 0	
S1 R-5 2100N 2950E				0.7	<5	10 0	
S1 R-5 2100N 3000E				0 8	<5	10 0	
S1 R-5 2100N 3050E				0 4	<5	10 0	
S1 R-5 2100N 3100E				1.3	<5	10 0	
S1 R-5 2100N 3150E				0.2	<5	10 0	
S1 R-5 2100N 3200E				0 8	<5	10 0	
S1 R-5 2100N 3250E				0 4	<5	10 0	
S1 R-5 2100N 3300E				0 8	<5	10 0	
S1 R-5 2300N 2350E				0 8	<5	10 0	
S1 R-5 2300N 2400E				0 5	<5	6 0	
S1 R-5 2300N 2450E				0 3	<5	10 0	
S1 R-5 2300N 2500E				0 7	<5	10 0	
S1 R-5 2300N 2550E				2 9	25	10 0	
S1 R-5 2300N 2600E				1 7	10	10 0	
S1 R-5 2300N 2650E				0 8	<5	10 0	
S1 R-5 2300N 2700E				1 6	<5	10 0	
S1 R-5 2300N 2750E				0 2	20	10 0	
S1 R-5 2300N 2800E				0 4	<5	10 0	
S1 R-5 2300N 2850E				0 7	<5	5 0	
S1 R-5 2300N 2900E				0 7	<5	10 0	
S1 R-5 2300N 2950E				1 2	<5	10 0	
S1 R-5 2300N 3000E				0 6	<5	10 0	

Bondar-Clegg & Company Ltd
130 Pemberton Ave
North Vancouver B C
Canada V7P 2R5
Phone (604) 985-0681
Telex 04-352667

BONDAR-CLEGG

Geochemical Lab Report

REPORT 127-5568 PROJECT RAM PAGE 11

SAMPLE NUMBER	ELEMENT UNITS	Pb PPM	Zn PPM	Ag PPM	Au PPB	Au/wt G	Au/wt G
S1 R-5 2300N 3050E	**GRAYLING GRID**			0 6	<5	10 0	
S1 R-5 2300N 3100E				0 5	<5	10 0	
S1 R-5 2400N 0000E	**FOX/**	8	42	0 1			
S1 R-5 2400N 050W	**FALCON**	49	157	0 2			
S1 R-5 2400N 100W	**GRID**	50	161	0 2			
S1 R-5 2400N 150W		34	140	0 4			
S1 R-5 2400N 200W		182	305	0 5			
S1 R-5 2400N 250W		88	260	0 5			
S1 R-5 2400N 300W		38	180	0 3			
S1 R-5 2400N 350W		25	112	0 2			
S1 R-5 2400N 400W		27	153	0 2			
S1 R-5 2400N 450W		40	230	0.5			
S1 R-5 2400N 500W		82	470	1 1			
S1 R-5 2400N 550W		59	320	0 6			
S1 R-5 2400N 600W		146	490	1 8			
S1 R-5 2400N 650W		30	108	0 2			
S1 R-5 2400N 700W		18	110	0.1			
S1 R-5 2400N 750W		22	108	0 1			
S1 R-5 2400N 800W		6	21	<0 1			
S1 R-5 2400N 850W		<5	5	0 1			
S1 R-5 2400N 900W		87	430	0 4			
S1 R-5 2400N 950W		3	6	0 2			
S1 R-5 2400N 1000W		27	90	0 2			
S1 R-5 2400N 1050W		38	265	0 4			
S1 R-5 2400N 1100W		57	115	0 3			
S1 R-5 2400N 1150W		29	135	0 3			
S1 R-5 2400N 1200W		65	174	0 6			
S1 R 5 2400N 1300W		44	156	0 4			
S1 R-5 2400N 1350W		11	48	0 3			
S1 R 5 2400N 1400W		25	111	0 2			
S1 R-5 2400N 1450W		44	275	0 5			
S1 R-5 2400N 1500W		36	176	0 4			
S1 R-5 2500N 2400E	**GRAYLING GRID**			9 9	200	10 0	
S1 R-5 2500N 2450E				1 3	15	10 0	
S1 R-5 2500N 2500E				1 1	20	10 0	
S1 R-5 2500N 2550E				0 6	5	10 0	
S1 R-5 2500N 2600E				1 3	10	10 0	
S1 R-5 2500N 2650E				0 8	<5	10 0	
S1 R-5 2500N 2700E				1 5	15	10 0	
S1 R-5 2500N 2750E				0 4	<5	10 0	

Bondar-Clegg & Company Ltd
130 Pemberton Ave
North Vancouver B C
Canada V7P 2R5
Phone (604) 985-0681
Telex 04-352667

BONDAR-CLEGG

Geochemical Lab Report

REPORT 127-5568 | PROJECT RAM | PAGE 12

SAMPLE NUMBER	ELEMENT UNITS	Pb PPM	Zn PPM	Ag PPM	Au PPB	Au/wt G	Au/wt G
S1 R-5 2500N 2800E	**GRAYLING GRID**			0 5	<5	5 0	
S1 R-5 2500N 2850E				1 1	5	10 0	
S1 R-5 2500N 2900E				0 6	<5	10 0	
S1 R-5 3100N 1000E				0 5	<5	10 0	
S1 R-5 3100N 1050E				0 2	<5	10 0	
S1 R-5 3100N 1100E				0 3	<5	10 0	
S1 R-5 3100N 1150E				0 3	15	10 0	
S1 R-5 3100N 1200E				0 5	15	10 0	
S1 R-5 3100N 1250E				0 4	10	10 0	
S1 R-5 3100N 1300E				0 5	30	10 0	
S1 R-5 3100N 1350E				0 8	5	10 0	
S1 R-5 3100N 1400E				1 3	5	10 0	
S1 R-5 3100N 1450E				1 1	10	10 0	
S1 R-5 3100N 1500E				0 4	5	10 0	
S1 R-5 3100N 1550E				0 5	5	10 0	
S1 R-5 3100N 1600E				<0 1	<5	10 0	
S1 R-5 3100N 1650E				0 1	<5	10 0	
S1 R-5 3100N 1700E				0 1	<5	10 0	
S1 R-5 3100N 1750E				0 1	<5	10 0	
S1 R-5 3100N 1800E				0 1	<5	10 0	
S1 R-5 3100N 1850E				0 1	<5	10 0	
S1 R-5 3100N 1900E				0 1	<5	10 0	
S1 R-5 3100N 1950E				0 2	<5	10.0	
S1 R-5 3100N 2000E				0 1	<5	10 0	
S1 R-5 3100N 2050E				0 5	<5	10 0	
S1 R-5 3100N 2100E				0 7	<5	10 0	
S1 R-5 3200N 0000E		2250	1100	8 2	**FOX/FALCON GRID**		
S1 R-5 3200N 50W		1150	4000	2 3			
S1 R 5 3200N 100W		390	1650	3 9			
S1 R-5 3200N 150W		145	1050	2 3			
S1 R-5 3200N 200W		15	370	0 5			
S1 R-5 3200N 250W		33	400	0 7			
S1 R-5 3200N 300W		33	340	0 7			
S1 R-5 3200N 350W		33	340	0 7			
S1 R-5 3200N 400W		27	530	0 7			
S1 R-5 3200N 450W		13	310	0 5			
S1 R-5 3200N 500W		28	420	0 5			
S1 R-5 3200N 550W		13	178	0 6			
S1 R-5 3200N 600W		20	84	0 8			
S1 R-5 3200N 650W		17	128	0 3			

Bondar-Clegg & Company Ltd
130 Pemberton Ave
North Vancouver B C
Canada V7P 2R5
Phone (604) 985-0681
Telex 04-352667

BONDAR-CLEGG

Geochemical Lab Report

REPORT 127-5568 | PROJECT RAM | PAGE 13

SAMPLE NUMBER	ELEMENT UNITS	Pb PPM	Zn PPM	Ag PPM	Au PPB	Au/wt G	Au/wt G
S1 R-5 3200N 700W	**FOX/**	10	64	0 4			
S1 R 5 3400N 50W	**FALCON**	675	7000	9 4			
S1 R-5 3400N 100W	**GRID**	450	720	4 5			
S1 R-5 3400N 150W		225	670	3 1			
S1 R-5 3400N 200W		88	460	1 2			
S1 R-5 3400N 250W		40	290	0 6			
S1 R-5 3400N 300W		28	150	0 6			
S1 R-5 3400N 350W		58	340	0 4			
S1 R-5 3400N 450W		40	245	0 4			
S1 R-5 3400N 500W		14	34	0 2			
S1 R-5 3400N 550W		23	205	0 2			
S1 R-5 3400N 600W		9	30	0 1			
S1 R-5 200S 1400E	**SOUTH GRID**			0 2	<5	10 0	
S1 R-5 200S 1450E				<0 1	<5	10 0	
S1 R-5 200S 1500E				<0 1	<5	10 0	
S1 R-5 200S 1550E				0 1	<5	10 0	
S1 R-5 200S 1600E				<0 1	<5	10 0	
S1 R-5 200S 1650E				<0 1	<5	10 0	
S1 R-5 200S 1700E				<0.1	5	10 0	
S1 R-5 200S 1750E				<0.1	5	10 0	
S1 R-5 200S 1800E				<0 1	<5	10 0	
S1 R-5 200S 1850E				0 1	<5	10 0	
S1 R-5 200S 1900E				<0 1	<5	10 0	
S1 R-5 200S 1950E				<0.1	<5	10 0	
S1 R-5 200S 2000E				<0 1	<5	10 0	
S1 R-5 200S 2050E				0 1	<5	10 0	
S1 R-5 200S 2100E				<0 1	<5	10 0	
S1 R 5 200S 2150E				0 1	15	10 0	
S1 R-5 200S 2200E				0 1	<5	10 0	
S1 R-5 200S 2250E				<0 1	<5	10 0	
S1 R-5 200S 2300E				0 6	<5	10 0	
S1 R-5 200S 2350E				0 9	30	10 0	
S1 R-5 200S 2400E				<0 1	<5	10 0	
S1 R-5 200S 2450E				0 1	<5	10 0	
S1 R-5 200S 2500E				0 2	<5	10 0	
S1 R-5 200S 2550E				0 2	<5	10 0	
S1 R-5 200S 2600E				0 3	<5	10 0	
S1 R-5 200S 2650E				0 6	<5	10 0	
S1 R-5 200S 2700E				0 2	<5	9 0	
S1 R-5 200S 2750E				0 8	<5	8 0	

Bondar-Clegg & Company Ltd
130 Pemberton Ave
North Vancouver B C
Canada V7P 2R5
Phone (604) 985-0681
Telex 04-352667

BONDAR-CLEGG

Geochemical Lab Report

REPORT 127-5568 | SOUTH GRID | PROJECT RAM | PAGE 14

SAMPLE NUMBER	ELEMENT UNITS	Pb PPM	Zn PPM	Ag PPM	Au PPB	Au/wt G	Au/wt G
S1 R-5 200S 2800E				1 0	10	10 0	
S1 R-5 200S 2850E				0 2	<5	10 0	
S1 R-5 200S 2900E				0 2	<5	10 0	
S1 R-5 200S 2950E				0 2	<5	10 0	
S1 R-5 200S 3000E				<0 1	<5	10 0	
S1 R-5 200S 3050E				0 1	<5	10 0	
S1 R-5 200S 3100E				0 1	<5	10 0	
S1 R-5 200S 3150E				0 1	<5	10 0	
S1 R-5 200S 3200E				0 1	<5	10 0	
S1 R-5 200S 3250E				0 3	<5	10 0	
S1 R-5 200S 3300E				0 1	<5	10 0	
S1 R-5 200S 3350E				0 2	30	10 0	
S1 R-5 200S 3400E				0 2	10	10 0	
S1 R-5 200S 3450E				0 3	<5	10 0	
S1 R-5 200S 3500E				0 8	25	3 0	7 0
S1 R-5 200S 3550E				<0 1	<5	3 0	7 0
S1 R-5 200S 3600E				0 4	15	3 0	7 0
S1 R-5 200S 3650E				0 7	5	3 0	7 0
S1 R-5 200S 3700E				0.3	<5		10 0
S1 R-5 200S 3750E				0.3	<5	10 0	
S1 R-5 200S 3800E				<0 1	<5	10 0	
S1 R-5 200S 3850E				0.3	5	10 0	
S1 R-5 200S 3900E				0 3	<5	10 0	
S1 R-5 200S 3950E				0 4	<5	10 0	
S1 R-5 200S 4000E				0 4	<5	10 0	
S1 R-5 200S 4050E				0 3	<5	10 0	
S1 R-5 200S 4100E				0 3	10	10 0	
S1 R-5 200S 4150E				0 3	<5	10 0	
S1 R-5 200S 4200E				0 1	<5	10 0	
S1 R 5 200S 4250E				0 1	<5	10 0	
S1 R-5 200S 4300E				0 1	<5	10 0	
S1 R-5 200S 4350E				0 1	<5	10 0	
S1 R-5 200S 4400E				0 2	<5	10 0	
S1 R-5 200S 4450E				0 1	5	10 0	
S1 R-5 200S 4500E				0 2	<5	10 0	
S1 R-5 400S 1400E				<0 1	<5	10 0	
S1 R-5 400S 1450E				0 2	<5	10 0	
S1 R-5 400S 1500E				0 1	<5	10 0	
S1 R-5 400S 1550E				0 1	<5	10 0	
S1 R-5 400S 1600E				0 1	<5	10 0	

Bondar-Clegg & Company Ltd
130 Pemberton Ave
North Vancouver B C
Canada V7P 2R5
Phone (604) 985-0681
Telex 04-352667

BONDAR-CLEGG

Geochemical Lab Report

REPORT 127-5508 | SOUTH GRID | PROJECT RAM | PAGE 15

SAMPLE NUMBER	ELEMENT UNITS	Pb PPM	Zn PPM	Ag PPM	Au PPB	Au/wt G	Au/wt G
S1 R-5 400S 1650E				<0 1	<5	10 0	
S1 R-5 400S 1700E				0 2	<5	10 0	
S1 R-5 400S 1750E				<0 1	<5	10 0	
S1 R-5 400S 1800E				<0 1	<5	10 0	
S1 R-5 400S 1850E				0 1	<5	10 0	
S1 R-5 400S 1900E				0 2	<5	10 0	
S1 R-5 400S 1950E				0 1	<5	10 0	
S1 R-5 400S 2000E				<0 1	<5	10 0	
S1 R-5 400S 2050E				0 2	<5	10 0	
S1 R-5 400S 2100E				0 1	<5	10 0	
S1 R-5 400S 2150E				<0 1	<5	10 0	
S1 R-5 400S 2200E				<0.1	<5	10 0	
S1 R-5 400S 2250E				0 1	<5	10 0	
S1 R-5 400S 2300E				0 2	5	10 0	
S1 R-5 400S 2350E				0 2	<5	10 0	
S1 R-5 400S 2400E				0 2	220	10 0	
S1 R-5 400S 2450E				0 2	<5	10 0	
S1 R-5 400S 2500E				0 1	<5	10 0	
S1 R-5 400S 2550E				0 1	<5	10 0	
S1 R-5 400S 2600E				0 1	<5	10 0	
S1 R-5 400S 2650E				0 2	<5	10 0	
S1 R-5 400S 2700E				0 2	5	10 0	
S1 R-5 400S 2750E				0.2	<5	10 0	
S1 R-5 400S 2800E				0 3	10	10 0	
S1 R-5 400S 2850E				0 6	25	10 0	
S1 R-5 400S 2900E				0 1	<5	10 0	
S1 R-5 400S 2950E				0 5	10	10 0	
S1 R 5 400S 3000E				0 2	<5	10 0	
S1 R-5 400S 3050E				0 1	15	10 0	
S1 R-5 400S 3100E				0 1	<5	10 0	
S1 R-5 400S 3150E				0 2	5	10 0	
S1 R 5 400S 3200E				<0 1	5	10 0	
S1 R-5 400S 3250E				0 3	<5	10 0	
S1 R-5 400S 3300E				0 4	<5	10 0	
S1 R-5 400S 3350E				0 4	20	9 0	
S1 R-5 400S 3400E				0 5	5	10 0	
S1 R-5 400S 3450E				0 2	10	10 0	
S1 R-5 400S 3500E				0 3	10	10 0	
S1 R-5 400S 3550E				0 1	<5	10 0	
S1 R-5 400S 3600E				0.6	<5	10.0	

Bondar-Clegg & Company Ltd
130 Pemberton Ave
North Vancouver B C
Canada V7P 2R5
Phone (604) 985-0681
Telex 04-352667

BONDAR-CLEGG

Geochemical Lab Report

REPORT 127 5568 | **SOUTH GRID** | PROJECT RAM | PAGE 16

SAMPLE NUMBER	ELEMENT UNITS	Pb PPM	Zn PPM	Ag PPM	Au PPB	Au/wt G	Au/wt G
S1 R 5 400S 3650E				0 5	<5	10 0	
S1 R-5 400S 3700E				0 6	<5	10 0	
S1 R-5 400S 3750E				<0 1	<5	10 0	
S1 R-5 400S 3800E				0 2	5	10 0	
S1 R-5 400S 3850E				0 1	<5	10 0	
S1 R-5 400S 3900E				0 3	<5	9 0	
S1 R-5 400S 3950E				0 4	<5	10 0	
S1 R-5 400S 4000E				0 6	<5	10 0	
S1 R-5 400S 4050E				0 4	<5	10.0	
S1 R-5 400S 4100E				0 4	<5	10 0	
S1 R-5 400S 4150E				0 3	<5	10 0	
S1 R-5 400S 4200E				<0 1	<5	10 0	
S1 R-5 400S 4250E				0 1	5	10 0	
S1 R-5 400S 4300E				<0 1	<5	10 0	
S1 R-5 400S 4350E				<0 1	<5	10 0	
S1 R-5 400S 4400E				0 1	<5	10 0	
S1 R-5 400S 4450E				0 2	<5	10 0	
S1 R-5 400S 4500E				0 2	<5	10 0	
S1 R-5 600S 1400E				0 1	<5	10.0	
S1 R-5 600S 1450E				0.1	<5	10 0	
S1 R-5 600S 1500E				<0 1	<5	10 0	
S1 R-5 600S 1550E				0 1	<5	10 0	
S1 R-5 600S 1600E				<0 1	<5	10 0	
S1 R-5 600S 1650E				<0.1	<5	10 0	
S1 R-5 600S 1700E				0 1	<5	10 0	
S1 R-5 600S 1750E				0 1	<5	10 0	
S1 R-5 600S 1800E				0 1	<5	10 0	
S1 R-5 600S 1850E				0 6	15	10 0	
S1 R-5 600S 1950E				0 1	<5	10 0	
S1 R-5 600S 2050E				<0 1	<5	10 0	
S1 R-5 600S 2150E				0 1	<5	10 0	
S1 R-5 600S 2200E				0 1	<5	10 0	
S1 R-5 600S 2250E				<0 1	<5	10 0	
S1 R-5 600S 2300E				0 6	<5	10 0	
S1 R-5 600S 2350E				0 2	<5	10 0	
S1 R-5 600S 2400E				<0 1	<5	10 0	
S1 R-5 600S 2450E				0 2	<5	10 0	
S1 R-5 600S 2500E				0.1	<5	10 0	
S1 R-5 600S 2550E				0 1	<5	10 0	
S1 R-5 600S 2600E				0 1	<5	10 0	

Bondar-Clegg & Company Ltd
130 Pemberton Ave
North Vancouver B C
Canada V7P 2R5
Phone (604) 985-0681
Telex 04-352667

BONDAR-CLEGG

Geochemical Lab Report

REPORT 127-5568 | **SOUTH GRID** | PROJECT RAM | PAGE 17

SAMPLE NUMBER	ELEMENT UNITS	Pb PPM	Zn PPM	Ag PPM	Au PPB	Au/wt G	Au/wt G
S1 R-5 600S 2700E				0 3	<5	10 0	
S1 R-5 600S 2750E				0 3	<5	10 0	
S1 R-5 600S 2800E				0 5	10	10 0	
S1 R-5 600S 2850E				0 2	<5	10 0	
S1 R-5 600S 2900E				0 3	<5	10 0	
S1 R-5 600S 2950E				0 3	15	10 0	
S1 R-5 600S 3000E				0 1	<5	10 0	
S1 R-5 600S 3050E				0 3	<5	10 0	
S1 R-5 600S 3100E				0 2	10	10 0	
S1 R-5 600S 3150E				0.2	10	10 0	
S1 R-5 600S 3250E				0.1	20	10 0	
S1 R-5 600S 3300E				0 1	5	10 0	
S1 R-5 600S 3350E				0.4	30	10 0	
S1 R-5 600S 3400E				0.1	<5	10 0	
S1 R-5 600S 3450E				0 7	<5	10 0	
S1 R-5 600S 3500E				0 6	10	10 0	
S1 R-5 600S 3550E				0.6	15	10 0	
S1 R-5 600S 3600E				1 2	10	10.0	
S1 R-5 600S 3650E				0.4	10	10 0	
S1 R-5 600S 3700E				0 4	<5	10.0	
S1 R-5 600S 3750E				0 4	<5	10.0	
S1 R-5 600S 3800E				0 3	20	10 0	
S1 R-5 600S 3850E				0 1	5	10 0	
S1 R-5 600S 3900E				0 3	<5	10 0	
S1 R-5 600S 3950E				0 3	<5	10 0	
S1 R-5 600S 4000E				0 3	<5	10 0	
S1 R-5 600S 4050E				0 3	<5	10 0	
S1 R-5 600S 4100E				0 3	<5	10 0	
S1 R-5 600S 4150E				0 1	<5	10 0	
S1 R-5 600S 4200E				0 1	5	10 0	
S1 R-5 600S 4250E				0 1	<5	10 0	
S1 R-5 600S 4300E				0 1	<5	10 0	
S1 R-5 600S 4350E				0 2	<5	10 0	
S1 R-5 600S 4400E				0 1	<5	10 0	
S1 R-5 800S 1400E				<0 1	<5	10 0	
S1 R-5 800S 1450E				0 1	<5	10 0	
S1 R-5 800S 1500E				<0 1	<5	10 0	
S1 R-5 800S 1550E				<0 1	<5	10 0	
S1 R-5 800S 1600E				0 3	<5	10 0	
S1 R-5 800S 1650E				0 4	15	10 0	

Bondar-Clegg & Company Ltd
130 Pemberton Ave
North Vancouver B C
Canada V7P 2R5
Phone (604) 985-0681
Telex 04-352667

BONDAR-CLEGG

Geochemical Lab Report

REPORT 127-5568 SOUTH GRID PROJECT RAM PAGE 18

SAMPLE NUMBER	ELEMENT UNITS	Pb PPM	Zn PPM	Ag PPM	Au PPB	Au/wt G	Au/wt G
S1 R-5 800S 1700E				0 1	<5	10 0	
S1 R-5 800S 1750E				<0 1	<5	10 0	
S1 R-5 800S 1800E				<0 1	<5	10 0	
S1 R-5 800S 1850E				<0 1	<5	10 0	
S1 R-5 800S 1900E				0 1	<5	10 0	
S1 R-5 800S 1950E				0 1	<5	10 0	
S1 R-5 800S 2000E				0 2	<5	10 0	
S1 R-5 800S 2050E				0 3	5	10 0	
S1 R-5 800S 2100E				0 4	<5	10 0	
S1 R-5 800S 2150E				<0 1	<5	10 0	
S1 R-5 800S 2200E				<0 1	<5	10 0	
S1 R-5 800S 2250E				<0 1	<5	10 0	
S1 R-5 800S 2300E				<0 1	<5	10 0	
S1 R-5 800S 2350E				<0 1	<5	10 0	
S1 R-5 800S 2400E				0 8	10	10 0	
S1 R-5 800S 2500E				0 3	10	10 0	
S1 R-5 800S 2550E				0 2	15	10.0	
S1 R-5 800S 2600E				<0 1	5	10 0	
S1 R-5 800S 2650E				0 2	15	10 0	
S1 R-5 800S 2700E				0.1	<5	10 0	
S1 R-5 800S 2750E				<0.1	<5	10 0	
S1 R-5 800S 2800E				0 1	<5	10 0	
S1 R-5 800S 2850E				0.1	<5	10 0	
S1 R-5 800S 2900E				0 2	<5	10 0	
S1 R-5 800S 2950E				0 1	<5	10 0	
S1 R-5 800S 3000E				0 2	<5	10 0	
S1 R-5 800S 3050E				0 2	<5	10 0	
S1 R-5 800S 3100E				4 6	<5	10 0	
S1 R-5 800S 3150E				0 4	<5	10 0	
S1 R-5 800S 3200E				0 3	<5	10 0	
S1 R-5 800S 3250E				0 2	10	10 0	
S1 R-5 800S 3550E				0 7	<5	10 0	
S1 R-5 800S 3600E				1 0	10	10 0	
S1 R-5 800S 3650E				0 5	<5	10 0	
S1 R-5 800S 3700E				0 3	<5	10 0	
S1 R-5 800S 3750E				0 2	<5	10 0	
S1 R-5 800S 3800E				0 1	<5	10 0	
S1 R-5 800S 3850E				0.4	<5	10 0	
S1 R-5 800S 3900E				0 2	<5	10 0	
S1 R-5 800S 3950E				0.3	<5	10 0	

Bondar-Clegg & Company Ltd
130 Pemberton Ave
North Vancouver B C
Canada V7P 2R5
Phone (604) 985-0681
Telex 04-352667

BONDAR-CLEGG

Geochemical Lab Report

REPORT 127-5568 | **SOUTH GRID** | PROJECT RAM | PAGE 19

SAMPLE NUMBER	ELEMENT UNITS	Pb PPM	Zn PPM	Ag PPM	Au PPB	Au/wt G	Au/wt G
S1 R-5 800S 4000E				0 4	<5	10 0	
S1 R 5 800S 4050E				0 4	<5	10 0	
S1 R-5 800S 4100E				0 3	5	10 0	
S1 R-5 800S 4150E				0 2	5	10 0	
S1 R-5 800S 4200E				0 1	<5	10 0	
S1 R-5 800S 4250E				0 3	<5	10 0	
S1 R-5 800S 4300E				0 2	<5	10 0	
S1 R-5 1000S 1400E				<0 1	<5	10 0	
S1 R-5 1000S 1450E				<0 1	<5	10 0	
S1 R-5 1000S 1500E				<0 1	<5	10 0	
S1 R-5 1000S 1550E				0 1	<5	10 0	
S1 R-5 1000S 1600E				0 1	<5	10 0	
S1 R-5 1000S 1650E				0 1	10	10 0	
S1 R-5 1000S 1700E				0 1	15	10 0	
S1 R-5 1000S 1750E				<0 1	5	10 0	
S1 R-5 1000S 1800E				<0 1	<5	10 0	
S1 R-5 1000S 1850E				0 3	10	10 0	
S1 R-5 1000S 1900E				0 4	5	10 0	
S1 R-5 1000S 1950E				0 1	10	10 0	
S1 R-5 1000S 2000E				0 2	15	10.0	
S1 R-5 1000S 2050E				0 2	5	10 0	
S1 R-5 1000S 2100E				0 3	<5	10.0	
S1 R-5 1000S 2150E				0 1	<5	10 0	
S1 R-5 1000S 2200E				0 6	10	10 0	
S1 R-5 1000S 2250E				0 3	<5	10 0	
S1 R-5 1000S 2300E				0 1	<5	10 0	
S1 R-5 1000S 2350E				0 3	5	10 0	
S1 R-5 1000S 2450E				0 3	5	10 0	
S1 R-5 1000S 2500E				0 2	10	10 0	
S1 R-5 1000S 2550E				0 1	10	10 0	
S1 R-5 1000S 2600E				0 2	10	8 0	
S1 R-5 1000S 2650E				0 3	10	10 0	
S1 R-5 1000S 2700E				0 4	10	10 0	
S1 R-5 1000S 2750E				0 2	5	10 0	
S1 R-5 1000S 2800E				0 3	<5	10 0	
S1 R-5 1000S 2850E				0 2	<5	10 0	
S1 R-5 1000S 2900E				0 3	<5	10 0	
S1 R-5 1000S 2950E				<0 1	<5	10 0	
S1 R-5 1000S 3000E				0 4	5	10 0	
S1 R-5 1000S 3050E				0.3	<5	10 0	

Bondar-Clegg & Company Ltd
130 Pemberton Ave
North Vancouver B C
Canada V7P 2R5
Phone (604) 985-0681
Telex 04-352667

BONDAR-CLEGG

Geochemical Lab Report

REPORT 127-5568 | SOUTH GRID | PROJECT RAM | PAGE 70

SAMPLE NUMBER	ELEMENT UNITS	Pb PPM	Zn PPM	Ag PPM	Au PPB	Au/wt G	Au/wt G
S1 R-5 1200S 1400E				0 2	<5	10 0	
S1 R-5 1200S 1450E				0 4	<5	10 0	
S1 R-5 1200S 1500E				0 2	<5	10 0	
S1 R-5 1200S 1550E				0 2	<5	10 0	
S1 R-5 1200S 1600E				0 2	10	10 0	
S1 R-5 1200S 1650E				0 1	<5	10 0	
S1 R-5 1200S 1700E				0 5	5	10 0	
S1 R-5 1200S 1750E				0 3	5	10 0	
S1 R-5 1200S 1800E				0 2	5	10 0	
S1 R-5 1200S 1850E				0 5	5	10 0	
S1 R-5 1200S 1900E				0 1	5	10 0	
S1 R-5 1200S 1950E				1.1	10	10 0	
S1 R-5 1200S 2000E				0.3	<5	10 0	
S1 R-5 1200S 2050E				0 2	<5	10 0	
S1 R-5 1200S 2100E				0 3	<5	10 0	
S1 R-5 1200S 2150E				2 0	10	10 0	
S1 R-5 1200S 2200E				0 4	5	10 0	
S1 R-5 1200S 2250E				0 1	<5	10 0	
S1 R-5 1200S 2300E				0 7	10	10 0	
S1 R-5 1200S 2350E				0 3	<5	10.0	
S1 R-5 1200S 2400E				<0.1	<5	10 0	
S1 R-5 1200S 2450E				0 2	<5	10 0	
S1 R-5 1200S 2500E				0.3	5	10 0	
S1 R-5 1200S 2550E				0 2	<5	10 0	
S1 R-5 1200S 2600E				0 2	<5	10 0	
S1 R-5 1200S 2650E				0 3	<5	10 0	
S1 R-5 1200S 2700E				0 2	5	10 0	
S1 R-5 1200S 2750E				0 2	<5	10 0	
S1 R-5 1200S 2800E				0 1	<5	10 0	
S1 R-5 1200S 2850E				0 1	5	10 0	
S1 R-5 1200S 2900E				0 2	<5	10 0	
S1 R-5 1200S 2950E				0 1	<5	10 0	
S1 R 5 1200S 3000E				0 1	<5	10 0	
S1 R-5 1200S 3050E				0 2	<5	10 0	
S1 R-5 1200S 3100E				0 2	<5	10 0	
S1 R 5 1200S 3150E				0 3	5	10 0	
S1 R-5 1200S 3200E				0 3	<5	10 0	
S1 R-5 1200S 3300E				0 2	<5	10 0	
S1 R-5 1200S 3350E				0 6	<5	10 0	
S1 R-5 1200S 3400E				0 3	<5	10 0	

Bondar-Clegg & Company Ltd
130 Pemberton Ave
North Vancouver B C
Canada V7P 2R5
Phone (604) 985-0681
Telex 04-352667

BONDAR-CLEGG

Geochemical Lab Report

REPORT 127-5568 | **SOUTH GRID** | PROJECT RAM | PAGE 21

SAMPLE NUMBER	ELEMENT UNITS	Pb PPM	Zn PPM	Ag PPM	Au PPB	Au/wt G	Au/wt G
S1 R-5 1200S 3350E				0 3	10	10 0	
S1 R-5 1200S 3650E				0 2	5	10 0	
S1 R-5 1200S 3700E				0 3	<5	10 0	
S1 R-5 1200S 3750E				0 3	<5	10 0	
S1 R-5 1200S 3800E				0 3	10	10 0	
S1 R-5 1200S 3850E				0 3	5	10 0	
S1 R-5 1200S 3900E				0 3	5	10 0	
S1 R-5 1200S 3950E				0 1	<5	10 0	
S1 R-5 1200S 4000E				0 3	<5	10 0	
S1 R-5 1200S 4050E				0 2	5	10 0	
S1 R-5 1200S 4100E				0 2	5	10 0	
S1 R-5 1200S 4150E				0.2	5	10.0	
S1 R-5 1200S 4200E				0 3	10	10 0	

Bondar-Clegg & Company Ltd
130 Pemberton Ave
North Vancouver B C
Canada V7P 2R5
Phone (604) 985-0681
Telex 04-352667

BONDAR-CLEGG

Geochemical Lab Report

SEPT 15

REPORT: 227-5568 (Complete) | RAM (Ship #5) | PROJECT: RAM | PAGE 1

SAMPLE NUMBER	ELEMENT UNITS	Au PPB	
S1 R-5 3200N 00E		50	FOX/FALCON GRID
S1 R-5 3200N 050W		45	
S1 R-5 3200N 100W		55	
S1 R-5 3200N 150W		15	
S1 R-5 3200N 200W		<5	
S1 R-5 3200N 250W		<5	
S1 R-5 3200N 300W		<5	
S1 R-5 3200N 350W		<5	
S1 R-5 3200N 400W		<5	
S1 R-5 3400N 050W		40	
S1 R-5 3400N 100W		60	
S1 R-5 3400N 150W		35	
S1 R-5 3400N 200W		20	
S1 R-5 3400N 250W		<5	
S1 R-5 3400N 300W		<5	
S1 R-5 3400N 350W		<5	

Bondar-Clegg & Company Ltd
130 Pemberton Ave
North Vancouver B C
Canada V7P 2R5
Phone (604) 985-0681
Telex 04-352667

BONDAR-CLEGG

Geochemical Lab Report

REPORT 127-5588 (Complete) | RAM - Ship #7 | PROJECT RAM | PAGE 1

SAMPLE NUMBER	ELEMENT UNITS	Pb PPM	Zn PPM	Ag PPM	Au PPB	Au/wt G
S1 R-7 5600S 3450E	**SOUTH GRID**			0 1	<5	10 0
S1 R-7 5600S 3400E				0 1	<5	10 0
S1 R-7 5600S 3350E				<0 1	<5	10 0
S1 R 7 5600S 3300E				0 1	<5	10 0
S1 R-7 5600S 3250E				<0 1	<5	10 0
S1 R-7 5600S 3200E				<0 1	<5	10 0
S1 R-7 5600S 3150E				<0 1	<5	10 0
S1 R-7 5600S 3100E				<0 1	<5	10 0
S1 R-7 5600S 3050E				<0 1	<5	10 0
S1 R-7 5600S 3000E				[illegible]	<5	10 0
S1 R-7 5600S 2950E				<0 1	<5	10 0
S1 R-7 5600S 2900E				<0 1	<5	10 0
S1 R-7 5600S 2850E				<0 1	<5	10 0
S1 R-7 5600S 2800E				0 1	<5	10 0
S1 R-7 5600S 2750E				<0 1	<5	10 0
S1 R-7 5600S 2700E				<0 1	<5	9 0
S1 R-7 5600S 2650E				0 1	<5	10 0
S1 R-7 5600S 2600E				0 1	10	10.0
S1 R-7 5600S 2550E				0 2	<5	10 0
S1 R-7 5600S 2500E				0 1	<5	10.0
S1 R-7 5600S 2450E				0 3	<5	10 0
S1 R-7 5600S 2400E				0 1	<5	10.0
S1 R-7 5600S 2350E				<0 1	<5	10 0
S1 R-7 5600S 2300E				<0 1	<5	10 0
S1 R-7 5600S 2250E				0 1	<5	10 0
S1 R-7 5600S 2200E				0 1	<5	10 0
S1 R-7 5600S 2150E				0 1	<5	10 0
S1 R-7 5600S 2100E				0 9	<5	10 0
S1 R-7 5600S 2050E				<0 1	<5	10 0
S1 R-7 5600S 2000E				<0 1	<5	10 0
S1 R-7 5600S 1950E				0 1	<5	10 0
S1 R-7 5600S 1900E				<0 1	<5	10 0
S1 R-7 5600S 1850E				0 1	<5	10 0
S1 R-7 5600S 1800E				<0 1	<5	10 0
S1 R-7 5600S 1750E				<0 1	<5	10 0
S1 R-7 5600S 1700E				<0 1	<5	10 0
S1 R-7 5600S 1650E				<0 1	<5	10 0
S1 R-7 5600S 1600E				<0 1	<5	10 0
S1 R-7 5600S 1550E				0 1	<5	10 0
S1 R-7 5600S 1500E				0 1	<5	10.0

Bondar-Clegg & Company Ltd
130 Pemberton Ave
North Vancouver B C
Canada V7P 2R5
Phone (604) 985-0681
Telex 04-352667

BONDAR-CLEGG

Geochemical Lab Report

REPORT 127-5588 | **SOUTH GRID** | PROJECT RAM | PAGE 2

SAMPLE NUMBER	ELEMENT UNITS	Pb PPM	Zn PPM	Ag PPM	Au PPB	Au/wt G
S1 R-7 5600S 1450E				<0 1	<5	10 0
S1 R-7 5600S 1400E				0 1	<5	10 0
S1 R-7 5600S 1350E				0 4	<5	10 0
S1 R-7 5600S 1300E				0 1	<5	10 0
S1 R-7 5600S 1250E				0 1	<5	10 0
S1 R-7 5600S 1200E				0 1	5	10 0
S1 R-7 5600S 1150E				0 1	<5	10 0
S1 R-7 5600S 1100E				<0 1	<5	10 0
S1 R-7 5600S 1050E				0.1	<5	10 0
S1 R-7 5600S 1000E				0 1	<5	10 0
S1 R-7 5600S 0950E				0.1	<5	10.0
S1 R-7 5600S 0900E				0 2	<5	10 0
S1 R-7 5600S 0850E				0.1	<5	10 0
S1 R-7 5600S 0800E				<0 1	<5	10 0
S1 R-7 5600S 0750E				0 2	<5	10.0
S1 R-7 5600S 0700E				<0 1	<5	10 0
S1 R-7 5600S 0650E				0 3	<5	10.0
S1 R-7 5600S 0600E				0 4	<5	10 0
S1 R-7 5600S 0550E				0 2	<5	10.0
S1 R-7 5600S 0500E				<0 1	<5	10 0
S1 R-7 5600S 0450E				0 4	<5	10 0
S1 R-7 5600S 0400E				0 3	<5	10 0
S1 R-7 5400S 3400E				0 2	<5	10 0
S1 R-7 5400S 3350E				0 1	<5	10 0
S1 R-7 5400S 3300E				0 4	<5	10.0
S1 R-7 5400S 3250E				0 1	<5	10 0
S1 R-7 5400S 3200E				0 1	45	10 0
S1 R-7 5400S 3150E				<0 1	<5	10 0
S1 R 7 5400S 3100E				0 1	<5	10 0
S1 R-7 5400S 3050E				0 1	<5	10 0
S1 R-7 5400S 3000E				<0 1	<5	10 0
S1 R-7 5400S 2950E				0 1	<5	10 0
S1 R-7 5400S 2900E				0 1	<5	10 0
S1 R-7 5400S 2850E				0 1	<5	10 0
S1 R-7 5400S 2800E				0 3	<5	10 0
S1 R-7 5400S 2750E				0.2	<5	10 0
S1 R-7 5400S 2700E				0 1	<5	10 0
S1 R-7 5400S 2650E				0 1	<5	10 0
S1 R-7 5400S 2600E				0 1	<5	10 0
S1 R-7 5400S 2550E				0 2	<5	10 0

Bondar-Clegg & Company Ltd
130 Pemberton Ave
North Vancouver B C
Canada V7P 2R5
Phone (604) 985-0681
Telex 04-352667

BONDAR-CLEGG

Geochemical Lab Report

REPORT 127-5588 | **SOUTH GRID** | PROJECT RAM | PAGE 3

SAMPLE NUMBER	ELEMENT UNITS	Pb PPM	Zn PPM	Ag PPM	Au PPB	Au/wt G
S1 R-7 5400S 2500E				0 4	10	10 0
S1 R-7 5400S 2450E				0 2	<5	10 0
S1 R-7 5400S 2400E				0 1	<5	10 0
S1 R-7 5400S 2350E				0 2	<5	10 0
S1 R-7 5400S 2300E				0 1	<5	10 0
S1 R-7 5400S 2250E				0 6	5	10 0
S1 R-7 5400S 2200E				0 3	<5	10 0
S1 R-7 5400S 2150E				0 5	<5	10 0
S1 R-7 5400S 2100E				0 4	<5	10 0
S1 R-7 5400S 2050E				0 1	<5	10 0
S1 R-7 5400S 2000E				0 4	<5	10 0
S1 R-7 5400S 1950E				5 7	60	10 0
S1 R-7 5400S 1900E				<0 1	<5	10 0
S1 R-7 5400S 1850E				<0 1	<5	10 0
S1 R-7 5400S 1800E				0 2	<5	10 0
S1 R-7 5400S 1750E				0 1	<5	10 0
S1 R-7 5400S 1700E				0 2	<5	10 0
S1 R-7 5400S 1650E				0.4	<5	10 0
S1 R-7 5400S 1600E				0 1	<5	10 0
S1 R-7 5400S 1550E				0 3	<5	10 0
S1 R-7 5400S 1500E				0 3	<5	10.0
S1 R-7 5400S 1450E				0 1	<5	10 0
S1 R-7 5400S 1400E				<0 1	<5	10 0
S1 R-7 5400S 1350E				0 1	<5	10 0
S1 R-7 5400S 1300E				0 1	<5	10 0
S1 R-7 5400S 1250E				0 1	5	10 0
S1 R-7 5400S 1200E				0 1	<5	10 0
S1 R-7 5400S 1150E				0 3	<5	10 0
S1 R-7 5400S 1100E				<0 1	<5	10 0
S1 R-7 5400S 1050E				<0 1	<5	10 0
S1 R-7 5400S 1000E				0 1	<5	10 0
S1 R-7 5400S 0950E				0 2	<5	10 0
S1 R-7 5400S 0900E				0 2	<5	10 0
S1 R-7 5400S 0850E				0 7	<5	10 0
S1 R-7 5400S 0800E				0 2	<5	8 0
S1 R-7 5400S 0750E				0 3	<5	7 0
S1 R-7 5400S 0700E				0 1	<5	10 0
S1 R-7 5400S 0650E				0 1	<5	10 0
S1 R-7 5400S 0600E				0 2	<5	10 0
S1 R-7 5400S 0550E				0 2	<5	8 0

Bondar-Clegg & Company Ltd
130 Pemberton Ave
North Vancouver B C
Canada V7P 2R5
Phone (604) 985-0681
Telex 04-352667

BONDAR-CLEGG

Geochemical Lab Report

REPORT 127-5588 | **SOUTH GRID** | PROJECT RAM | PAGE 4

SAMPLE NUMBER	ELEMENT UNITS	Pb PPM	Zn PPM	Ag PPM	Au PPB	Au/wt G
S1 R-7 5400S 0500E				0 1	<5	10 0
S1 R-7 5400S 0450E				0 7	<5	10 0
S1 R-7 5400S 0400E				0 2	<5	10 0
S1 R-7 5200S 3350E				0 3	<5	10 0
S1 R-7 5200S 3300E				0 3	<5	10 0
S1 R-7 5200S 3250E				0 3	<5	10 0
S1 R-7 5200S 3200E				0 1	<5	10 0
S1 R-7 5200S 3150E				0 2	<5	10 0
S1 R-7 5200S 3100E				0 4	<5	10 0
S1 R-7 5200S 3050E				0 1	<5	10 0
S1 R-7 5200S 3000E				0.2	<5	10 0
S1 R-7 5200S 2950E				0 1	<5	10 0
S1 R-7 5200S 2900E				0 4	<5	10 0
S1 R-7 5200S 2850E				0 3	<5	9 0
S1 R-7 5200S 2800E				0 3	<5	10 0
S1 R-7 5200S 2750E				0 3	<5	10 0
S1 R-7 5200S 2700E				0 4	<5	10 0
S1 R-7 5200S 2650E				0 2	<5	10 0
S1 R-7 5200S 2600E				0 6	50	10 0
S1 R-7 5200S 2550E				0 8	15	9 0
S1 R-7 5200S 2500E				0 1	<5	10.0
S1 R-7 5200S 2450E				0 3	<5	1 0
S1 R-7 5200S 2400E				0 1	<5	8 0
S1 R-7 5200S 2350E				0 1	<5	10 0
S1 R-7 5200S 2300E				0 1	<5	10 0
S1 R-7 5200S 2250E				0 3	<5	10 0
S1 R-7 5200S 2200E				0 1	<5	10 0
S1 R 7 5200S 2150E				0 1	<5	/ 0
S1 R-7 5200S 2100E				<0 1	<5	10 0
S1 R-7 5200S 2050E				0 3	<5	10 0
S1 R-7 5200S 2000E				0 1	<5	10 0
S1 R-7 5200S 1950E				<0 1	<5	10 0
S1 R-7 5200S 1900E				0 2	<5	10 0
S1 R-7 5200S 1850E				0 1	<5	10 0
S1 R-7 5200S 1800E				0 2	<5	10 0
S1 R-7 5200S 1750E				0 3	<5	10 0
S1 R 7 5200S 1700E				0 1	<5	10 0
S1 R-7 5200S 1650E				0 1	<5	10 0
S1 R-7 5200S 1600E				0 1	<5	10 0
S1 R-7 5200S 1550E				0.1	<5	10 0

Bondar-Clegg & Company Ltd
130 Pemberton Ave
North Vancouver B C
Canada V7P 2R5
Phone (604) 985-0681
Telex 04-352667

BONDAR-CLEGG

Geochemical Lab Report

REPORT 127-5588 | **SOUTH GRID** | PROJECT RAM | PAGE 5

SAMPLE NUMBER	ELEMENT UNITS	Pb PPM	Zn PPM	Ag PPM	Au PPB	Au/wt G
S1 R-7 5200S 1500E				0 1	<5	10 0
S1 R-7 5200S 1450E				0 1	<5	10 0
S1 R-7 5200S 1400E				<0 1	<5	10 0
S1 R-7 5200S 1350E				0 2	<5	10 0
S1 R-7 5200S 1300E				0 1	<5	10 0
S1 R-7 5200S 1250E				<0 1	<5	10 0
S1 R-7 5200S 1200E				0 1	<5	10 0
S1 R-7 5200S 1150E				0 1	<5	10 0
S1 R-7 5200S 1100E				0 1	<5	10 0
S1 R-7 5200S 1050E				<0 1	<5	10 0
S1 R-7 5200S 1000E				0 2	<5	10 0
S1 R-7 5200S 0950E				0 1	<5	10 0
S1 R-7 5200S 0900E				0 1	<5	10 0
S1 R-7 5200S 0850E				0 1	<5	10 0
S1 R-7 5200S 0800E				<0 1	<5	10 0
S1 R-7 5200S 0750E				0 1	<5	10 0
S1 R-7 5200S 0700E				0 2	<5	9 0
S1 R-7 5200S 0650E				0 2	<5	6 0
S1 R-7 5200S 0600E				0 3	5	10 0
S1 R-7 5200S 0550E				0 2	<5	10 0
S1 R-7 5200S 0500E				0 1	<5	10 0
S1 R-7 5200S 0450E				0 1	<5	10 0
S1 R-7 5200S 0400E				0 1	<5	10 0
S1 R-7 3800S 3500E				0 3	<5	10 0
S1 R-7 3800S 3450E				0 3	<5	10 0
S1 R-7 3800S 3400E				0 3	5	10 0
S1 R-7 3800S 3350E				0 2	5	10 0
S1 R-7 3800S 3300E				0 3	<5	10 0
S1 R-7 3800S 3250E				0 4	<5	9 0
S1 R-7 3800S 3200E				0 3	<5	10 0
S1 R-7 3800S 3150E				0 2	<5	10 0
S1 R-7 3800S 3100E				0 2	10	10 0
S1 R-7 3800S 3050E				0 1	5	10 0
S1 R-7 3800S 3000E				0 2	<5	10 0
S1 R-7 3800S 2950E				0 4	5	10 0
S1 R-7 3800S 2900E				0 3	<5	10 0
S1 R-7 3800S 2850E				0 3	<5	10 0
S1 R-7 3800S 2800E				0 2	5	10 0
S1 R-7 3800S 2750E				0 3	5	10 0
S1 R-7 3800S 2700E				0 3	<5	10.0

Bondar-Clegg & Company Ltd
130 Pemberton Ave
North Vancouver B C
Canada V7P 2R5
Phone (604) 985-0681
Telex 04-352667

BONDAR-CLEGG

Geochemical Lab Report

REPORT 127-5588 | SOUTH GRID | PROJECT RAM | PAGE 6

SAMPLE NUMBER	ELEMENT UNITS	Pb PPM	Zn PPM	Ag PPM	Au PPB	Au/wt G
S1 R-7 3800S 2650E				0 2	<5	10 0
S1 R-7 3800S 2600E				0 2	5	10 0
S1 R-7 3800S 2550E				0 3	<5	10 0
S1 R-7 3800S 2500E				0 3	<5	10 0
S1 R 7 3800S 2450E				0 3	5	10 0
S1 R-7 3800S 2400E				0 2	<5	10 0
S1 R-7 3800S 2350E				0 2	<5	10 0
S1 R-7 3800S 2300E				0 1	<5	10 0
S1 R-7 3800S 2250E				0 1	<5	10 0
S1 R-7 3800S 2200E				0 1	<5	10 0
S1 R-7 3800S 2150E				0 1	<5	10 0
S1 R-7 3800S 2100E				<0 1	<5	10 0
S1 R-7 3800S 2050E				<0 1	<5	10.0
S1 R-7 3800S 2000E				0 1	<5	10 0
S1 R-7 3800S 1950E				0 2	<5	10 0
S1 R-7 3800S 1900E				<0 1	<5	10 0
S1 R-7 3800S 1850E				0 1	<5	10 0
S1 R-7 3800S 1800E				<0 1	<5	10.0
S1 R-7 3800S 1700E				0 2	<5	10.0
S1 R-7 3800S 1650E				0.1	<5	10 0
S1 R-7 3800S 1600E				0.1	<5	10 0
S1 R-7 3800S 1550E				0.1	<5	10 0
S1 R-7 3800S 1500E				<0.1	<5	10 0
S1 R-7 3800S 1450E				<0 1	<5	10 0
S1 R-7 3800S 1400E				<0 1	<5	10 0
S1 R-7 3600S 3500E				<0 1	<5	10 0
S1 R-7 3600S 3450E				<0 1	<5	10 0
S1 R-7 3600S 3400E				<0 1	<5	10 0
S1 R-7 3600S 3350E				0 1	<5	10 0
S1 R-7 3600S 3300E				<0 1	<5	10 0
S1 R-7 3600S 3250E				<0 1	<5	10 0
S1 R-7 3600S 3200E				<0 1	<5	10 0
S1 R-7 3600S 3150E				0 2	<5	10 0
S1 R-7 3600S 3100E				<0 1	<5	10 0
S1 R-7 3600S 3050E				<0 1	<5	10 0
S1 R-7 3600S 3000E				<0 1	<5	10 0
S1 R-7 3600S 2950E				<0 1	15	10 0
S1 R-7 3600S 2900E				<0 1	<5	10 0
S1 R-7 3600S 2850E				0 1	<5	10 0
S1 R-7 3600S 2800E				<0 1	5	10 0

Bondar-Clegg & Company Ltd
130 Pemberton Ave
North Vancouver B C
Canada V7P 2R5
Phone (604) 985-0681
Telex 04-352667

BONDAR-CLEGG

Geochemical Lab Report

REPORT 127-5588 | **SOUTH GRID** | PROJECT RAM | PAGE 7

SAMPLE NUMBER	ELEMENT UNITS	Pb PPM	Zn PPM	Ag PPM	Au PPB	Au/wt G
S1 R-7 3600S 2750E				<0 1	10	10 0
S1 R-7 3600S 2700E				<0 1	10	10 0
S1 R-7 3600S 2650E				<0 1	<5	10 0
S1 R-7 3600S 2600E				0 1	10	10 0
S1 R-7 3600S 2500E				0 1	5	10 0
S1 R-7 3600S 2450E				<0 1	5	10 0
S1 R-7 3600S 2400E				<0 1	5	10 0
S1 R-7 3600S 2350E				<0 1	<5	10 0
S1 R-7 3600S 2300E				<0 1	15	10 0
S1 R-7 3600S 2250E				<0 1	<5	10 0
S1 R-7 3600S 2200E				<0 1	10	10 0
S1 R-7 3600S 2150E				<0 1	<5	10 0
S1 R-7 3600S 2100E				<0 1	<5	10 0
S1 R-7 3600S 2050E				<0 1	5	8 0
S1 R-7 3600S 2000E				<0 1	<5	10 0
S1 R-7 3600S 1950E				<0 1	<5	10 0
S1 R-7 3600S 1900E				<0 1	<5	10 0
S1 R-7 3600S 1850E				<0 1	<5	10 0
S1 R-7 3600S 1800E				<0 1	<5	10 0
S1 R-7 3600S 1750E				0 1	<5	10 0
S1 R-7 3600S 1700E				0.4	<5	10 0
S1 R-7 3600S 1650E				0 2	<5	10 0
S1 R-7 3600S 1600E				0 2	<5	10 0
S1 R-7 3600S 1550E				<0 1	<5	10 0
S1 R-7 3600S 1500E				<0 1	<5	10 0
S1 R-7 3600S 1450E				0 1	<5	10 0
S1 R-7 3600S 1400E				0 2	<5	10 0
S1 R-7 3400S 3500E				0 1	<5	10 0
S1 R-7 3400S 3450E				0 3	<5	10 0
S1 R-7 3400S 3400E				0 4	<5	10 0
S1 R-7 3400S 3350E				0 3	<5	5 0
S1 R-7 3400S 3300E				0 4	<5	10 0
S1 R-7 3400S 3250E				0 3	<5	10 0
S1 R-7 3400S 3200E				0 1	<5	10 0
S1 R-7 3400S 3150E				0 1	<5	10 0
S1 R-7 3400S 3100E				0 1	<5	10 0
S1 R-7 3400S 3050E				0 2	5	10 0
S1 R-7 3400S 3000E				0 1	<5	10 0
S1 R-7 3400S 2950E				0 2	<5	10 0
S1 R-7 3400S 2900E				0 3	<5	10 0

Bondar-Clegg & Company Ltd
130 Pemberton Ave
North Vancouver B C
Canada V7P 2R5
Phone (604) 985-0681
Telex 04-352667

BONDAR-CLEGG

Geochemical Lab Report

REPORT 127-5588 | SOUTH GRID | PROJECT RAM | PAGE 8

SAMPLE NUMBER	ELEMENT UNITS	Pb PPM	Zn PPM	Ag PPM	Au PPB	Au/wt G
S1 R-7 3400S 2850E				0 3	<5	10 0
S1 R-7 3400S 2800E				0 3	5	10 0
S1 R-7 3400S 2750E				0 2	<5	10 0
S1 R-7 3400S 2700E				0 2	<5	10 0
S1 R-7 3400S 2650E				0 4	<5	10 0
S1 R-7 3400S 2600E				0 4	<5	10 0
S1 R-7 3400S 2550E				0 3	<5	10 0
S1 R-7 3400S 2500E				0 2	10	10 0
S1 R-7 3400S 2450E				0 3	10	10 0
S1 R-7 3400S 2400E				0 4	15	10 0
S1 R-7 3400S 2350E				0 6	25	10 0
S1 R-7 3400S 2300E				0 5	30	10 0
S1 R-7 3400S 2250E				0 2	10	10 0
S1 R-7 3400S 2200E				0 1	10	10 0
S1 R-7 3400S 2150E				0 6	15	10 0
S1 R-7 3400S 2100E				0 1	15	10 0
S1 R-7 3400S 2050E				<0 1	30	10 0
S1 R-7 3400S 2000E				0 3	30	10 0
S1 R-7 3400S 1950E				0 2	35	10 0
S1 R-7 3400S 1900E				0.5	30	10 0
S1 R-7 3400S 1850E				0.1	10	10.0
S1 R-7 3400S 1800E				0 1	10	10 0
S1 R-7 3400S 1750E				0 5	<5	10 0
S1 R-7 3400S 1700E				0 5	<5	10 0
S1 R-7 3400S 1650E				0 2	<5	10 0
S1 R-7 3400S 1600E				0 2	<5	10 0
S1 R-7 3400S 1550E				0 2	<5	10 0
S1 R-7 3400S 1500E				0 4	<5	10 0
S1 R-7 3400S 1450E				0 2	5	10 0
S1 R-7 3400S 1400E				0 2	<5	10 0
S1 R-7 3200S 3500E				0 2	5	10 0
S1 R-7 3200S 3450E				0 2	<5	10 0
S1 R-7 3200S 3400E				0 2	<5	10 0
S1 R-7 3200S 3350E				0 3	<5	10 0
S1 R-7 3200S 3300E				0 2	<5	10 0
S1 R-7 3200S 3250E				0 2	<5	10 0
S1 R-7 3200S 3200E				0 1	<5	10 0
S1 R-7 3200S 3150E				0 4	5	10 0
S1 R-7 3200S 3100E				0 4	5	10 0
S1 R-7 3200S 3050E				0 1	<5	10 0

Bondar-Clegg & Company Ltd
130 Pemberton Ave
North Vancouver B C
Canada V7P 2R5
Phone (604) 985-0681
Telex 04-352667

BONDAR-CLEGG

Geochemical Lab Report

REPORT 127-5588 | **SOUTH GRID** | PROJECT RAM | PAGE 9

SAMPLE NUMBER	ELEMENT UNITS	Pb PPM	Zn PPM	Ag PPM	Au PPB	Au/wt G
S1 R-7 3200S 3000E				0 1	<5	10 0
S1 R-7 3200S 2950E				0 3	<5	7 0
S1 R-7 3200S 2900E				0 4	10	10 0
S1 R-7 3200S 2850E				0 3	<5	10 0
S1 R-7 3200S 2800E				0 2	<5	10 0
S1 R-7 3200S 2750E				0 2	<5	10 0
S1 R-7 3200S 2700E				0 2	<5	10 0
S1 R-7 3200S 2650E				0 1	<5	10 0
S1 R-7 3200S 2600E				0 3	<5	10 0
S1 R-7 3200S 2550E				0 3	5	10.0
S1 R-7 3200S 2500E				0 2	5	10 0
S1 R-7 3200S 2450E				0 2	<5	10 0
S1 R-7 3200S 2400E				0 1	<5	10 0
S1 R-7 3200S 2350E				0 1	<5	10.0
S1 R-7 3200S 2300E				<0 1	<5	10 0
S1 R-7 3200S 2250E				0 1	<5	10 0
S1 R-7 3200S 2200E				0 5	15	10 0
S1 R-7 3200S 2150E				0 5	10	10 0
S1 R-7 3200S 2100E				0 1	10	10 0
S1 R-7 3200S 2050E				0.2	<5	10 0
S1 R-7 3200S 2000E				0 2	10	10 0
S1 R-7 3200S 1950E				<0 1	10	10 0
S1 R-7 3200S 1900E				0 1	10	10 0
S1 R-7 3200S 1850E				0 1	10	10 0
S1 R-7 3200S 1800E				0 1	5	10 0
S1 R-7 3200S 1750E				0 1	5	10 0
S1 R-7 3200S 1700E				0 4	35	10 0
S1 R-7 3200S 1650E				0 1	20	10 0
S1 R-7 3200S 1600E				0 4	45	10 0
S1 R-7 3200S 1550E				0 3	35	10 0
S1 R-7 3200S 1500E				0 3	25	10 0
S1 R-7 3200S 1450E				<0 1	30	10 0
S1 R-7 3200S 1400E				<0 1	10	10 0
S1 R-7 3000S 3550E				0 3	5	10 0
S1 R-7 3000S 3500E				0 1	5	10 0
S1 R-7 3000S 3450E				0 3	5	10 0
S1 R-7 3000S 3400E				0 2	<5	10 0
S1 R-7 3000S 3350E				0 4	<5	10 0
S1 R-7 3000S 3300E				0 4	<5	10 0
S1 R-7 3000S 3250E				0 5	<5	10 0

Bondar-Clegg & Company Ltd
130 Pemberton Ave
North Vancouver B C
Canada V7P 2R5
Phone (604) 985-0681
Telex 04-352667

BONDAR-CLEGG

Geochemical Lab Report

REPORT 127-5588 | **SOUTH GRID** | PROJECT RAM | PAGE 10

SAMPLE NUMBER	ELEMENT UNITS	Pb PPM	Zn PPM	Ag PPM	Au PPB	Au/wt G
S1 R-7 3000S 3200E				0 1	<5	10 0
S1 R-7 3000S 3150E				0 1	<5	10 0
S1 R-7 3000S 3100E				0 2	<5	10 0
S1 R-7 3000S 3050E				0 2	<5	10 0
S1 R-7 3000S 3000E				0 3	10	10 0
S1 R-7 3000S 2950E				0 3	10	10 0
S1 R-7 3000S 2900E				0 2	<5	10 0
S1 R-7 3000S 2850E				0 1	<5	10 0
S1 R-7 3000S 2800E				0 2	<5	10 0
S1 R-7 3000S 2750E				<0 1	<5	10 0
S1 R-7 3000S 2700E				0 1	<5	10 0
S1 R-7 3000S 2650E				0 3	<5	10 0
S1 R-7 3000S 2600E				0 1	<5	10.0
S1 R-7 3000S 2550E				0 1	<5	10 0
S1 R-7 3000S 2500E				0 4	<5	10 0
S1 R-7 3000S 2450E				0 1	<5	10 0
S1 R-7 3000S 2400E				0 1	<5	10 0
S1 R-7 3000S 2350E				0 1	<5	10 0
S1 R-7 3000S 2300E				0 2	5	10.0
S1 R-7 3000S 2250E				0 4	<5	10.0
S1 R-7 3000S 2200E				0.2	<5	10.0
S1 R-7 3000S 2150E				0 1	<5	10 0
S1 R-7 3000S 2100E				0.1	<5	10 0
S1 R-7 3000S 2050E				0.2	<5	10 0
S1 R-7 3000S 2000E				0 1	<5	10 0
S1 R-7 3000S 1950E				0 1	<5	10 0
S1 R-7 3000S 1900E				0 1	<5	10 0
S1 R-7 3000S 1850E				0 1	<5	10 0
S1 R-7 3000S 1800E				0 1	<5	10 0
S1 R-7 3000S 1750E				0 1	<5	10 0
S1 R-7 3000S 1700E				0 2	<5	10 0
S1 R-7 3000S 1650E				0 2	<5	10 0
S1 R-7 3000S 1600E				0 2	<5	10 0
S1 R-7 3000S 1550E				0 1	<5	10 0
S1 R-7 3000S 1500E				0 1	<5	10 0
S1 R-7 3000S 1450E				0 1	<5	10 0
S1 R-7 3000S 1400E				0 1	<5	10 0
S1 R-7 2800S 3700E				0 2	<5	10 0
S1 R-7 2800S 3650E				0 1	<5	10 0
S1 R-7 2800S 3600E				0 3	10	10 0

Bondar-Clegg & Company Ltd
130 Pemberton Ave
North Vancouver B C
Canada V7P 2R5
Phone (604) 985-0681
Telex 04-352667

BONDAR-CLEGG

Geochemical Lab Report

REPORT 127-5588 | SOUTH GRID | PROJECT RAM | PAGE 11

SAMPLE NUMBER	ELEMENT UNITS	Pb PPM	Zn PPM	Ag PPM	Au PPB	Au/wt G
S1 R-7 2800S 3550E				0 2	<5	10 0
S1 R-7 2800S 3450E				0 1	5	10 0
S1 R-7 2800S 3400E				0 2	<5	10 0
S1 R-7 2800S 3350E				0 2	5	10 0
S1 R-7 2800S 3300E				0 2	<5	10 0
S1 R-7 2800S 3250E				0 1	<5	10 0
S1 R-7 2800S 3200E				0 2	10	10 0
S1 R-7 2800S 3150E				0 2	5	10 0
S1 R-7 2800S 3100E				0 3	80	10 0
S1 R-7 2800S 3050E				0 2	15	10 0
S1 R-7 2800S 3000E				0.2	5	10 0
S1 R-7 2800S 2950E				0 2	10	10.0
S1 R-7 2800S 2900E				0 2	15	10 0
S1 R-7 2800S 2850E				0.3	10	10 0
S1 R-7 2800S 2800E				0 2	15	10 0
S1 R-7 2800S 2750E				0 2	5	10 0
S1 R-7 2800S 2700E				0 2	<5	10 0
S1 R-7 2800S 2650E				0.2	<5	10.0
S1 R-7 2800S 2600E				0.1	<5	10 0
S1 R-7 2800S 2550E				0.1	<5	10.0
S1 R-7 2800S 2500E				0 3	<5	10 0
S1 R-7 2800S 2450E				0 1	<5	10.0
S1 R-7 2800S 2400E				0 2	<5	10 0
S1 R-7 2800S 2350E				0 2	<5	10 0
S1 R-7 2800S 2300E				0 1	<5	1 0
S1 R-7 2800S 2250E				0 2	<5	4 0
S1 R-7 2800S 2200E				0 3	<5	10 0
S1 R 7 2800S 2150E				0 1	<5	10 0
S1 R-7 2800S 2100E				0 4	<5	10 0
S1 R-7 2800S 2050E				0 2	<5	10 0
S1 R-7 2800S 2000E				0 2	<5	10 0
S1 R-7 2800S 1950E				0 2	<5	10 0
S1 R-7 2800S 1900E				<0 1	<5	10 0
S1 R-7 2800S 1850E				0 1	<5	10 0
S1 R-7 2800S 1800E				0 1	<5	10 0
S1 R-7 2800S 1750E				<0 1	<5	10 0
S1 R-7 2800S 1700E				0 2	<5	10 0
S1 R-7 2800S 1650E				0 1	<5	10 0
S1 R-7 2800S 1600E				0 1	<5	10 0
S1 R-7 2800S 1550E				<0 1	<5	10 0

Bondar-Clegg & Company Ltd
130 Pemberton Ave
North Vancouver B C
Canada V7P 2R5
Phone (604) 985-0681
Telex 04-352667

BONDAR-CLEGG

Geochemical Lab Report

REPORT 127-5588 | **SOUTH GRID** | PROJECT RAM | PAGE 12

SAMPLE NUMBER	ELEMENT UNITS	Pb PPM	Zn PPM	Ag PPM	Au PPB	Au/wt G
S1 R-7 2800S 1500E				<0 1	<5	10 0
S1 R-7 2800S 1450E				0 2	<5	10 0
S1 R-7 2800S 1400E				0 2	5	10 0
S1 R-7 2600S 3800E				0 2	10	10 0
S1 R-7 2600S 3750E				0 3	10	10 0
S1 R 7 2600S 3700E				0 3	5	10 0
S1 R-7 2600S 3650E				0 2	5	10 0
S1 R-7 2600S 3600E				0 2	10	10 0
S1 R-7 2600S 3550E				0 1	5	10 0
S1 R-7 2600S 3500E				0 2	5	10 0
S1 R-7 2600S 3450E				0.2	5	10 0
S1 R-7 2600S 3400E				0 1	10	10 0
S1 R-7 2600S 3350E				0 2	10	10 0
S1 R-7 2600S 3300E				0 2	<5	10 0
S1 R-7 2600S 3250E				0.2	5	10 0
S1 R-7 2600S 3200E				0 2	10	10 0
S1 R-7 2600S 3150E				0 2	5	10 0
S1 R-7 2600S 3100E				0 1	15	10 0
S1 R-7 2600S 3050E				0 2	10	10 0
S1 R-7 2600S 3000E				0 2	15	10 0
S1 R-7 2600S 2950E				0.1	5	10.0
S1 R-7 2600S 2900E				0 3	10	10 0
S1 R-7 2600S 2850E				0.3	<5	10 0
S1 R-7 2600S 2800E				0 4	5	10 0
S1 R-7 2600S 2750E				0.3	<5	10 0
S1 R-7 2600S 2700E				0 3	<5	10 0
S1 R-7 2600S 2600E				0 1	<5	10 0
S1 R-7 2600S 2550E				0 1	<5	10 0
S1 R 7 2600S 2500E				0 1	<5	10 0
S1 R-7 2600S 2450E				0 2	<5	10 0
S1 R-7 2600S 2400E				0 2	<5	10 0
S1 R-7 2600S 2350E				0 2	45	10 0
S1 R-7 2600S 2300E				0 2	<5	10 0
S1 R-7 2600S 2200E				0 2	<5	10 0
S1 R-7 2600S 2150E				0 1	<5	10 0
S1 R-7 2600S 2050E				0 2	20	10 0
S1 R-7 2600S 2000E				13 0	55	10 0
S1 R-7 2600S 1950E				0 7	440	10 0
S1 R-7 2600S 1800E				0 4	<5	10 0
S1 R-7 2600S 1750E				0 3	<5	10 0

Bondar-Clegg & Company Ltd
130 Pemberton Ave
North Vancouver B C
Canada V7P 2R5
Phone (604) 985-0681
Telex 04-352667

BONDAR-CLEGG

Geochemical Lab Report

REPORT 127-5588 | SOUTH GRID | PROJECT RAM | PAGE 13

SAMPLE NUMBER	ELEMENT UNITS	Pb PPM	Zn PPM	Ag PPM	Au PPB	Au/wt G
S1 R-7 2600S 1700E				0 3	5	10 0
S1 R-7 2600S 1650E				0 2	<5	10 0
S1 R-7 2600S 1600E				0 3	10	10 0
S1 R 7 2600S 1550E				0 7	5	10 0
S1 R-7 2600S 1500E				0 1	5	10 0
S1 R-7 2600S 1450E				0 1	<5	10 0
S1 R-7 2600S 1400E				0 4	<5	10 0
S1 R-7 2400S 3900E				0 3	<5	10 0
S1 R-7 2400S 3850E				0 4	<5	10 0
S1 R-7 2400S 3800E				0 4	<5	10 0
S1 R-7 2400S 3750E				0.2	<5	10 0
S1 R-7 2400S 3700E				0 3	5	10 0
S1 R-7 2400S 3650E				0 4	10	10 0
S1 R-7 2400S 3600E				0.3	<5	10 0
S1 R-7 2400S 3550E				0 7	<5	10 0
S1 R-7 2400S 3500E				0 3	<5	10 0
S1 R-7 2400S 3450E				0 2	<5	10 0
S1 R-7 2400S 3400E				0 5	<5	10.0
S1 R-7 2400S 3350E				0 3	<5	10 0
S1 R-7 2400S 3300E				0 2	<5	10.0
S1 R-7 2400S 3250E				0.3	<5	10 0
S1 R-7 2400S 3200E				0 5	<5	6 0
S1 R-7 2400S 3150E				0.3	<5	10 0
S1 R-7 2400S 3100E				0.5	<5	10 0
S1 R-7 2400S 3050E				0 4	10	10 0
S1 R-7 2400S 3000E				1 1	5	10 0
S1 R-7 2400S 2950E				0 4	<5	10 0
S1 R-7 2400S 2900E				0 5	<5	10 0
S1 R-7 2400S 2850E				0 4	<5	10 0
S1 R-7 2400S 2800E				0 3	<5	10 0
S1 R-7 2400S 2750E				0 7	5	10 0
S1 R-7 2400S 2700E				0 7	<5	10 0
S1 R-7 2400S 2650E				0 3	<5	10 0
S1 R-7 2400S 2600E				0 5	<5	10 0
S1 R-7 2400S 2550E				0 6	<5	10 0
S1 R-7 2400S 2500E				0 2	<5	10 0
S1 R-7 2400S 2450E				0 2	<5	10 0
S1 R-7 2400S 2400E				0 2	<5	9 0
S1 R-7 2400S 2350E				0 2	<5	10.0
S1 R-7 2400S 2300E				0.2	<5	10 0

Bondar-Clegg & Company Ltd
130 Pemberton Ave
North Vancouver B C
Canada V7P 2R5
Phone (604) 985-0681
Telex 04-352667

BONDAR-CLEGG

Geochemical Lab Report

REPORT 127-5588 | SOUTH GRID | PROJECT RAM | PAGE 14

SAMPLE NUMBER	ELEMENT UNITS	Pb PPM	Zn PPM	Ag PPM	Au PPB	Au/wt G
S1 R-7 2400S 2250E				0 2	<5	10 0
S1 R-7 2400S 2200E				0 3	<5	10 0
S1 R-7 2400S 2150E				>50 0	20	10 0
S1 R-7 2400S 2100E				5 5	<5	4 0
S1 R-7 2400S 2050E				1 9	<5	10 0
S1 R-7 2400S 2000E				0 7	5	10 0
S1 R-7 2400S 1950E				0 4	<5	10 0
S1 R-7 2400S 1900E				0 5	<5	10 0
S1 R-7 2400S 1850E				0 3	<5	10 0
S1 R-7 2400S 1800E				0 3	<5	10 0
S1 R-7 2400S 1750E				0 2	<5	10 0
S1 R-7 2400S 1700E				0 2	<5	10 0
S1 R-7 2400S 1650E				0 2	<5	10 0
S1 R-7 2400S 1600E				0 4	<5	10 0
S1 R-7 2400S 1550E				0 3	<5	10 0
S1 R-7 2400S 1500E				0 2	5	10 0
S1 R-7 2400S 1450E				0 2	<5	10 0
S1 R-7 2400S 1400E				0 5	<5	10 0
S1 R-7 2400S 1350E				0.3	<5	10 0
S1 R-7 2400S 1300E				0.3	5	10 0
S1 R-7 2400S 1250E				0 4	10	10 0
S1 R-7 2400S 1200E				0 2	<5	10 0
S1 R-7 2400S 1150E				0 5	<5	10 0
S1 R-7 2400S 1100E				0 2	5	10.0
S1 R-7 2400S 1050E				0 2	5	10 0
S1 R-7 2400S 1000E				0 2	35	10 0
S1 R-7 2400S 0950E				0 3	10	10 0
S1 R-7 2400S 0900E				0 4	10	10 0
S1 R-7 2400S 0850E				0 3	<5	10 0
S1 R-7 2400S 0800E				0 2	<5	10 0
S1 R-7 2400S 0750E				0 3	<5	10 0
S1 R-7 ~~2400~~S 0700E (A) **2200S**				0 3	5	10 0
S1 R-7 2400S 0700E (B)				0 3	<5	10 0
S1 R-7 2400S 0650E				0 3	5	10 0
S1 R-7 ~~2400~~S 0600E (A) **2200S**				0 3	10	10 0
S1 R-7 2400S 0600E (B)				0 8	5	10 0
S1 R-7 ~~2400~~S 0550E (A) **2200S**				0 5	5	10 0
S1 R-7 2400S 0550E (B)				0 5	5	10.0
S1 R-7 ~~2400~~S 0500E (A) **2200S**				0 4	10	10 0
S1 R-7 2400S 0500E (B)				0 4	15	10 0

Bondar-Clegg & Company Ltd
130 Pemberton Ave
North Vancouver B C
Canada V7P 2R5
Phone (604) 985-0681
Telex 04-352667

BONDAR-CLEGG

Geochemical Lab Report

REPORT 127-5588 | **SOUTH GRID** | PROJECT RAM | PAGE 15

SAMPLE NUMBER	ELEMENT UNITS	Pb PPM	Zn PPM	Ag PPM	Au PPB	Au/wt G
S1 R-7 2400S 0450E				0 3	5	10 0
S1 R-7 2400S 0400E				0 4	<5	10 0
S1 R-7 2200S 3900E				0 4	<5	10 0
S1 R-7 2200S 3850E				0 4	<5	10 0
S1 R-7 2200S 3800E				0 3	<5	10 0
S1 R-7 2200S 3750E				0 2	<5	10 0
S1 R-7 2200S 3700E				0 4	<5	10 0
S1 R-7 2200S 3650E				0 3	<5	10 0
S1 R-7 2200S 3600E				0 3	<5	10 0
S1 R-7 2200S 3550E				0 4	<5	10 0
S1 R-7 2200S 3500E				0 3	<5	10.0
S1 R-7 2200S 3450E				0 4	<5	10.0
S1 R-7 2200S 3400E				0 2	<5	10 0
S1 R-7 2200S 3350E				0 3	<5	10 0
S1 R-7 2200S 3300E				0 2	<5	10 0
S1 R-7 2200S 3250E				0 4	<5	10 0
S1 R-7 2200S 3200E				0 4	<5	10 0
S1 R-7 2200S 3150E				0.4	<5	10 0
S1 R-7 2200S 3100E				0 5	<5	10 0
S1 R-7 2200S 3050E				0.3	<5	10 0
S1 R-7 2200S 3000E				0.4	5	10.0
S1 R-7 2200S 2950E				0 5	<5	10.0
S1 R-7 2200S 2900E				0 4	<5	10 0
S1 R-7 2200S 2850E				0 4	<5	10.0
S1 R-7 2200S 2800E				0 2	<5	10.0
S1 R-7 2200S 2750E				0 3	<5	10 0
S1 R-7 2200S 2700E				0 4	<5	10 0
S1 R-7 2200S 2650E				0 3	5	10 0
S1 R-7 2200S 2600E				0 3	5	10 0
S1 R-7 2200S 2550E				0 3	<5	10 0
S1 R-7 2200S 2500E				0 3	<5	10 0
S1 R-7 2200S 2450E				0 3	<5	10 0
S1 R-7 2200S 2400E				0 1	<5	10 0
S1 R-7 2200S 2350E				0 3	<5	10 0
S1 R-7 2200S 2300E				0 4	<5	10 0
S1 R-7 2200S 2250E				0 7	5	10 0
S1 R-7 2200S 2200E				0 2	15	10 0
S1 R-7 2200S 2150E				0 2	<5	10 0
S1 R-7 2200S 2100E				0 5	10	10 0
S1 R-7 2200S 2050E				>50.0	30	10 0

Bondar-Clegg & Company Ltd
130 Pemberton Ave
North Vancouver B C
Canada V7P 2R5
Phone (604) 985-0681
Telex 04-352667

BONDAR-CLEGG

Geochemical Lab Report

REPORT 127-5588 | **SOUTH GRID** | PROJECT RAM | PAGE 16

SAMPLE NUMBER	ELEMENT UNITS	Pb PPM	Zn PPM	Ag PPM	Au PPB	Au/wt G
S1 R-7 2200S 2000E				0 6	<5	10 0
S1 R-7 2200S 1950E				0 1	5	10 0
S1 R-7 2200S 1900E				0 1	<5	10 0
S1 R-7 2200S 1850E				0 1	<5	10 0
S1 R-7 2200S 1800E				0 1	<5	10 0
S1 R-7 2200S 1750E				<0 1	<5	10 0
S1 R-7 2200S 1700E				<0 1	<5	10 0
S1 R-7 2200S 1650E				<0 1	<5	10 0
S1 R-7 2200S 1600E				0 1	<5	10 0
S1 R-7 2200S 1550E				0 1	<5	10 0
S1 R-7 2200S 1500E				0 1	<5	10 0
S1 R-7 2200S 1450E				0 1	<5	10 0
S1 R-7 2200S 1400E				0 2	<5	10 0
S1 R-7 2200S 1350E				0.2	<5	10 0
S1 R-7 2200S 1300E				0.6	<5	10 0
S1 R-7 2200S 1250E				0 3	<5	10.0
S1 R-7 2200S 1200E				0 6	10	10.0
S1 R-7 2200S 1150E				1 1	15	10 0
S1 R-7 2200S 1100E				0 1	<5	10.0
S1 R-7 2200S 1050E				<0 1	<5	10.0
S1 R-7 2200S 1000E				0 1	25	10.0
S1 R-7 2200S 0950E (A)				0 1	10	10.0
S1 R-7 2200S 0950E (B)				0 3	<5	10.0
S1 R-7 2200S 0900E				<0.1	5	10 0
S1 R-7 2200S 0850E				0 3	<5	10 0
S1 R-7 2200S 0800E				0 2	25	10 0
S1 R-7 2200S 0750E				0 2	5	10 0
S1 R-7 2200S 650E				0 3	<5	10 0
S1 R-7 2200S 450E				0 3	5	10 0
S1 R-7 2200S 400E				0 3	5	10 0
S1 R-7 2000S 3800E				0 2	<5	10 0
S1 R-7 2000S 3750E				<0 1	<5	10 0
S1 R-7 2000S 3700E				0 1	<5	10 0
S1 R-7 2000S 3650E				0 2	5	10 0
S1 R-7 2000S 3600E				0 2	<5	10 0
S1 R-7 2000S 3550E				0 2	<5	10 0
S1 R-7 2000S 3500E				0 2	<5	10 0
S1 R-7 2000S 3450E				<0.1	5	10 0
S1 R-7 2000S 3400E				0 4	10	4 0
S1 R-7 2000S 3350E				0.4	10	10 0

Bondar-Clegg & Company Ltd
130 Pemberton Ave
North Vancouver B C
Canada V7P 2R5
Phone (604) 985-0681
Telex 04-352667

BONDAR-CLEGG

Geochemical Lab Report

REPORT 127-5588 | **SOUTH GRID** | PROJECT RAM | PAGE 17

SAMPLE NUMBER	ELEMENT UNITS	Pb PPM	Zn PPM	Ag PPM	Au PPB	Au/wt G
S1 R-7 2000S 3300E				0 3	<5	10 0
S1 R-7 2000S 3250E				0 3	<5	4 0
S1 R-7 2000S 3200E				0 2	<5	10 0
S1 R-7 2000S 3150E				0 3	<5	10 0
S1 R-7 2000S 3100E				0 1	<5	10 0
S1 R-7 2000S 3050E				0 3	10	10 0
S1 R-7 2000S 3000E				0 2	<5	10 0
S1 R-7 2000S 2950E				0 2	<5	10 0
S1 R-7 2000S 2900E				<0 1	<5	9 0
S1 R-7 2000S 2850E				0 1	<5	10 0
S1 R-7 2000S 2800E				0 1	<5	10 0
S1 R-7 2000S 2750E				0 1	<5	10 0
S1 R-7 2000S 2700E				0 1	<5	10 0
S1 R-7 2000S 2650E				0 1	<5	10 0
S1 R-7 2000S 2600E				0 2	<5	10 0
S1 R-7 2000S 2550E				0.6	<5	10 0
S1 R-7 2000S 2500E				0.4	<5	10 0
S1 R-7 2000S 2450E				1 3	5	10 0
S1 R-7 2000S 2400E				0 2	<5	10.0
S1 R-7 2000S 2350E				0 1	<5	10.0
S1 R-7 2000S 2300E				0 3	<5	10 0
S1 R-7 2000S 2250E				0 2	<5	10 0
S1 R-7 2000S 2200E				0 3	<5	10 0
S1 R-7 2000S 2150E				0 4	<5	10 0
S1 R-7 2000S 2100E				1 4	5	8 0
S1 R-7 2000S 2050E				0 1	30	10 0
S1 R-7 2000S 2000E				<0 1	<5	10 0
S1 R-7 2000S 1950E				0 1	<5	10 0
S1 R-7 2000S 1900E				<0 1	<5	10 0
S1 R-7 2000S 1850E				0 1	<5	10 0
S1 R-7 2000S 1800E				0 1	<5	10 0
S1 R-7 2000S 1750E				0 1	<5	10 0
S1 R-7 2000S 1700E				0 1	<5	10 0
S1 R-7 2000S 1650E				0 1	<5	10 0
S1 R-7 2000S 1600E				<0 1	<5	10 0
S1 R-7 2000S 1550E				0 1	<5	10 0
S1 R-7 2000S 1500E				<0 1	<5	10 0
S1 R-7 2000S 1450E				0 3	<5	10 0
S1 R-7 2000S 1400E				0 2	<5	10 0
S1 R-7 2000S 1350E				0 2	<5	10 0

Bondar-Clegg & Company Ltd
130 Pemberton Ave
North Vancouver B C
Canada V7P 2R5
Phone (604) 985-0681
Telex 04-352667

BONDAR-CLEGG

Geochemical Lab Report

REPORT 127-5588 | **SOUTH GRID** | PROJECT RAM | PAGE 18

SAMPLE NUMBER	ELEMENT UNITS	Pb PPM	Zn PPM	Ag PPM	Au PPB	Au/wt G
S1 R 7 2000S 1300E				0 2	<5	10 0
S1 R-7 2000S 1250E				0 2	<5	10 0
S1 R-7 2000S 1200E				0 2	<5	10 0
S1 R-7 2000S 1150E				0 2	<5	10 0
S1 R-7 2000S 1100E				0 2	<5	10 0
S1 R-7 2000S 1050E				0 3	<5	10 0
S1 R-7 2000S 1000E				0 4	5	10 0
S1 R-7 2000S 900E				0 5	<5	10 0
S1 R-7 2000S 850E				0.2	<5	10 0
S1 R-7 2000S 800E				0 2	<5	10.0
S1 R-7 2000S 750E				0 1	<5	10 0
S1 R-7 2000S 700E				0.1	<5	10 0
S1 R-7 2000S 650E				0 2	<5	10 0
S1 R-7 2000S 600E				0 4	<5	10 0
S1 R-7 2000S 550E				0.3	<5	10 0
S1 R-7 2000S 500E				0 4	<5	10 0
S1 R-7 2000S 450E				0 4	<5	10 0
S1 R-7 2000S 400E				0 3	<5	10 0
S1 R-7 1800S 3900E				0 2	<5	10 0
S1 R-7 1800S 3850E				0 2	<5	10 0
S1 R-7 1800S 3800E				0 3	<5	10 0
S1 R-7 1800S 3750E				0 2	<5	10 0
S1 R-7 1800S 3700E				0.2	<5	10.0
S1 R-7 1800S 3650E				<0.1	<5	10 0
S1 R-7 1800S 3600E				0 2	<5	10 0
S1 R-7 1800S 3550E				0 3	<5	10 0
S1 R-7 1800S 3500E				0 3	<5	10 0
S1 R-7 1800S 3450E				0 2	<5	10 0
S1 R-7 1800S 3350E				0 2	<5	10 0
S1 R-7 1800S 3300E				0 4	<5	10 0
S1 R-7 1800S 3250E				0 4	<5	10 0
S1 R-7 1800S 3200E				0 5	<5	10 0
S1 R-7 1800S 3150E				0 3	<5	10 0
S1 R-7 1800S 3100E				0 3	<5	10 0
S1 R-7 1800S 3050E				0 3	<5	10 0
S1 R-7 1800S 3000E				0 1	<5	10 0
S1 R-7 1800S 2950E				0 2	<5	10.0
S1 R-7 1800S 2900E				0 1	5	10 0
S1 R-7 1800S 2850E				0 2	<5	10 0
S1 R-7 1800S 2800E				0 2	100	10 0

Bondar-Clegg & Company Ltd
130 Pemberton Ave
North Vancouver B C
Canada V7P 2R5
Phone (604) 985-0681
Telex 04-352667

BONDAR-CLEGG

Geochemical Lab Report

REPORT 127-5588 | SOUTH GRID | PROJECT RAM | PAGE 19

SAMPLE NUMBER	ELEMENT UNITS	Pb PPM	Zn PPM	Ag PPM	Au PPB	Au/wt G
S1 R-7 1800S 2750E				0 3	45	6 0
S1 R-7 1800S 2700E				0 2	<5	10 0
S1 R-7 1800S 2650E				0 4	<5	10 0
S1 R-7 1800S 2600E				0 3	<5	10 0
S1 R-7 1800S 2550E				0 6	<5	10 0
S1 R-7 1800S 2500E				0 9	20	10 0
S1 R-7 1800S 2450E				0 5	10	10 0
S1 R-7 1800S 2400E				0 1	<5	10 0
S1 R-7 1800S 2350E				0 4	5	10 0
S1 R-7 1800S 2300E				0 7	20	10 0
S1 R-7 1800S 2250E				0 2	200	10 0
S1 R-7 1800S 2200E				0 8	<5	8 0
S1 R-7 1800S 2150E				0 4	<5	10 0
S1 R-7 1800S 2100E				0 5	<5	10 0
S1 R-7 1800S 2050E				0 1	<5	10 0
S1 R-7 1800S 2000E				<0 1	<5	10 0
S1 R-7 1800S 1950E				0 1	<5	10 0
S1 R-7 1800S 1900E				0 1	<5	10 0
S1 R-7 1800S 1850E				<0 1	<5	10 0
S1 R-7 1800S 1800E				0 1	<5	10 0
S1 R-7 1800S 1750E				0 1	<5	10 0
S1 R-7 1800S 1700E				0 2	<5	10 0
S1 R-7 1800S 1650E				0 1	<5	10 0
S1 R-7 1800S 1600E				0 1	<5	10 0
S1 R-7 1800S 1550E				0 1	<5	10 0
S1 R-7 1800S 1500E				0 2	<5	10 0
S1 R-7 1800S 1450E				0 2	<5	10 0
S1 R-7 1800S 1400E				0 2	<5	10 0
S1 R-7 1800S 1350E				0 1	<5	10 0
S1 R-7 1800S 1300E				0 2	<5	10 0
S1 R-7 1800S 1250E				0 1	<5	10 0
S1 R-7 1800S 1200E				0 3	<5	10 0
S1 R-7 1800S 1150E				0 4	<5	10 0
S1 R-7 1800S 1100E				0 3	<5	10 0
S1 R-7 1800S 1050E				0 4	<5	10 0
S1 R-7 1800S 1000E				0 4	<5	10 0
S1 R-7 1800S 0950E				0 5	10	10 0
S1 R-7 1800S 0900E				0 6	<5	10.0
S1 R-7 1800S 0850E				0.2	5	10 0
S1 R-7 1800S 0800E				0.1	<5	10.0

Bondar-Clegg & Company Ltd
130 Pemberton Ave
North Vancouver B C
Canada V7P 2R5
Phone (604) 985-0681
Telex 04-352667

BONDAR-CLEGG

Geochemical Lab Report

REPORT 127-5588 | **SOUTH GRID** | PROJECT RAM | PAGE 20

SAMPLE NUMBER	ELEMENT UNITS	Pb PPM	Zn PPM	Ag PPM	Au PPB	Au/wt G
S1 R-7 1800S 0750E				0 3	10	10 0
S1 R-7 1800S 0700E				0 3	<5	10 0
S1 R-7 1800S 0650E				0 6	<5	10 0
S1 R-7 1800S 0600E				0 3	<5	10 0
S1 R-7 1800S 0550E				0 4	<5	10 0
S1 R-7 1800S 0500E				0 5	<5	10 0
S1 R-7 1800S 0450E				0 3	<5	10 0
S1 R-7 1800S 0400E				0 2	<5	10 0
S1 R-7 1600S 4100E				0 2	<5	10 0
S1 R-7 1600S 4050E				0 3	<5	10 0
S1 R-7 1600S 4000E				0 2	<5	10 0
S1 R-7 1600S 3950E				0.2	<5	10 0
S1 R-7 1600S 3900E				0 3	<5	10 0
S1 R-7 1600S 3850E				0 2	<5	10.0
S1 R-7 1600S 3800E				0 4	<5	10 0
S1 R-7 1600S 3750E				0 2	<5	10 0
S1 R-7 1600S 3700E				0 4	<5	10.0
S1 R-7 1600S 3650E				0 4	<5	10 0
S1 R-7 1600S 3600E				0 2	<5	10 0
S1 R-7 1600S 3550E				0 5	<5	10 0
S1 R-7 1600S 3500E				0.4	<5	10.0
S1 R-7 1600S 3450E				0 1	<5	10 0
S1 R-7 1600S 3400E				0 2	<5	10 0
S1 R-7 1600S 3350E				0 3	<5	10 0
S1 R-7 1600S 3300E				0 2	<5	10 0
S1 R-7 1600S 3250E				0 3	<5	10 0
S1 R-7 1600S 3200E				0 2	<5	10 0
S1 R-7 1600S 3150E				0 2	<5	10 0
S1 R-7 1600S 3100E				0 2	<5	10 0
S1 R-7 1600S 3050E				0 4	<5	10 0
S1 R 7 1600S 3000E				0 4	<5	10 0
S1 R-7 1600S 2900E				0 3	<5	10 0
S1 R-7 1600S 2850E				0 2	<5	10 0
S1 R-7 1600S 2800E				0 2	<5	10 0
S1 R-7 1600S 2750E				<0 1	<5	10 0
S1 R-7 1600S 2700E				0 1	<5	10 0
S1 R-7 1600S 2650E				0 1	<5	10 0
S1 R-7 1600S 2600E				0 2	<5	10 0
S1 R-7 1600S 2550E				0 2	<5	10 0
S1 R-7 1600S 2500E				0 3	<5	10 0

Bondar-Clegg & Company Ltd
130 Pemberton Ave
North Vancouver B C
Canada V7P 2R5
Phone (604) 985-0681
Telex 04-352667

BONDAR-CLEGG

Geochemical Lab Report

REPORT 127-5588 | **SOUTH GRID** | PROJECT RAM | PAGE 21

SAMPLE NUMBER	ELEMENT UNITS	Pb PPM	Zn PPM	Ag PPM	Au PPB	Au/wt G
S1 R-7 1600S 2400E				0 2	<5	10 0
S1 R-7 1600S 2350E				0 2	<5	10 0
S1 R-7 1600S 2300E				0 1	15	10 0
S1 R-7 1600S 2250E				0 3	<5	10 0
S1 R-7 1600S 2200E				2 9	25	10 0
S1 R-7 1600S 2150E				0 3	<5	10 0
S1 R-7 1600S 2100E				0 3	<5	10 0
S1 R-7 1600S 2050E				0 1	<5	10 0
S1 R-7 1600S 2000E				<0 1	<5	10 0
S1 R-7 1600S 1950E				0 1	5	10 0
S1 R-7 1600S 1900E				<0 1	<5	10 0
S1 R-7 1600S 1850E				0 1	<5	10.0
S1 R-7 1600S 1800E				0 1	<5	10 0
S1 R-7 1600S 1750E				0 2	<5	10 0
S1 R-7 1600S 1700E				0 1	<5	10 0
S1 R-7 1600S 1650E				0 3	<5	10 0
S1 R-7 1600S 1600E				0.1	<5	10 0
S1 R-7 1600S 1550E				0 2	<5	10 0
S1 R-7 1600S 1500E				0 3	<5	10 0
S1 R-7 1600S 1450E				0 7	<5	10 0
S1 R-7 1600S 1400E				0 3	<5	10 0
S1 R-7 1600S 1350E				0.4	<5	10.0
S1 R-7 1600S 1300E				0 2	<5	10 0
S1 R-7 1600S 1250E				0.1	<5	10 0
S1 R-7 1600S 1200E				0 3	<5	10 0
S1 R-7 1600S 1150E				0 1	<5	10 0
S1 R-7 1600S 1100E				0 1	<5	10 0
S1 R-7 1600S 1050E				0 4	<5	10 0
S1 R-7 1600S 1000E				0 5	<5	10 0
S1 R-7 1600S 0950E				0 9	<5	10 0
S1 R-7 1600S 0900E				0 4	<5	10 0
S1 R-7 1600S 0850E				0 3	<5	10 0
S1 R-7 1600S 750E				0 8	5	10 0
S1 R-7 1600S 700E				0 5	<5	10 0
S1 R-7 1600S 650E				<0 1	<5	10 0
S1 R-7 1600S 600E				0 3	<5	10 0
S1 R-7 1600S 550E				0 3	<5	10 0
S1 R-7 1600S 500E				0 5	5	10 0
S1 R-7 1600S 450E				0.2	10	10 0
S1 R-7 1600S 400E				0.2	<5	10.0

Bondar-Clegg & Company Ltd
130 Pemberton Ave
North Vancouver B C
Canada V7P 2R5
Phone (604) 985-0681
Telex 04-352667

BONDAR-CLEGG

Geochemical Lab Report

REPORT 127-5568 | **SOUTH GRID** | PROJECT RAM | PAGE 22

SAMPLE NUMBER	ELEMENT UNITS	Pb PPM	Zn PPM	Ag PPM	Au PPB	Au/wt G
S1 R-7 1400S 4050E				0 2	<5	10 0
S1 R-7 1400S 4000E				0 2	<5	10 0
S1 R-7 1400S 3900E				0 2	<5	10 0
S1 R-7 1400S 3850E				0 4	5	10 0
S1 R-7 1400S 3800E				0 3	<5	10 0
S1 R-7 1400S 3750E				0 2	5	10 0
S1 R-7 1400S 3700E				0 1	<5	10 0
S1 R-7 1400S 3650E				0 4	<5	10 0
S1 R-7 1400S 3600E				0 6	70	10 0
S1 R-7 1400S 3550E				0 4	<5	10 0
S1 R-7 1400S 3500E				0.3	<5	10 0
S1 R-7 1400S 3450E				0.2	<5	10 0
S1 R-7 1400S 3400E				0 1	<5	10 0
S1 R-7 1400S 3350E				0 2	<5	10 0
S1 R-7 1400S 3300E				0 2	<5	10 0
S1 R-7 1400S 3250E				0 2	<5	10 0
S1 R-7 1400S 3200E				0 4	<5	10 0
S1 R-7 1400S 3150E				0 2	<5	10 0
S1 R-7 1400S 3100E				0 1	<5	10 0
S1 R-7 1400S 3050E				<0.1	<5	10 0
S1 R-7 1400S 3000E				<0.1	<5	10 0
S1 R-7 1400S 2950E				0 1	<5	10 0
S1 R-7 1400S 2900E				0 2	<5	10 0
S1 R-7 1400S 2850E				<0 1	<5	10 0
S1 R-7 1400S 2800E				0 9	<5	10 0
S1 R-7 1400S 2750E				0 1	<5	10 0
S1 R-7 1400S 2700E				0 1	<5	10 0
S1 R-7 1400S 2650E				0 3	5	10 0
S1 R-7 1400S 2600E				0 2	<5	10 0
S1 R-7 1400S 2550E				0 3	30	10 0
S1 R-7 1400S 2500E				0 3	45	10 0
S1 R-7 1400S 2450E				0 3	30	10 0
S1 R-7 1400S 2400E				0 1	<5	10 0
S1 R-7 1400S 2350E				0 1	30	10 0
S1 R-7 1400S 2300E				<0 1	<5	10 0
S1 R-7 1400S 2250E				0 1	<5	10 0
S1 R-7 1400S 2200E				0 1	<5	10 0
S1 R-7 1400S 2150E				0 1	<5	10 0
S1 R-7 1400S 2100E				0 2	<5	10 0
S1 R-7 1400S 2050E				0 1	<5	10 0

Bondar-Clegg & Company Ltd
130 Pemberton Ave
North Vancouver B C
Canada V7P 2R5
Phone (604) 985-0681
Telex 04-352667

BONDAR-CLEGG

Geochemical Lab Report

REPORT 127-5588 | SOUTH GRID | PROJECT RAM |

SAMPLE NUMBER	ELEMENT UNITS	Pb PPM	Zn PPM	Ag PPM	Au PPB	Au/wt G
S1 R-7 1400S 2000E				<0 1	<5	10 0
S1 R-7 1400S 1950E				0 2	<5	10 0
S1 R-7 1400S 1900E				0 3	<5	10 0
S1 R 7 1400S 1850E				0 3	<5	10 0
S1 R-7 1400S 1800E				0 6	<5	10 0
S1 R-7 1400S 1750E				0 3	<5	10 0
S1 R-7 1400S 1700E				0 6	<5	10 0
S1 R-7 1400S 1650E				0 5	<5	10 0
S1 R-7 1400S 1600E				0 6	<5	10 0
S1 R-7 1400S 1550E				0 4	<5	10 0
S1 R-7 1400S 1500E				0 3	<5	10 0
S1 R-7 1400S 1450E				0.4	<5	7.0
S1 R-7 1400S 1400E				0 4	<5	8 0
S1 R-7 1400S 1350E				0 5	<5	10 0
S1 R-7 1400S 1300E				0 9	<5	10 0
S1 R-7 1400S 1250E				0 4	<5	10 0
S1 R-7 1400S 1200E				0 4	<5	10 0
S1 R-7 1400S 1150E				0 1	<5	10 0
S1 R-7 1400S 1100E				0.3	15	8 0
S1 R-7 1400S 1050E				0.2	<5	10 0
S1 R-7 1400S 1000E				0 4	<5	10 0
S1 R-7 1400S 0950E				0.3	<5	10 0
S1 R-7 1400S 0900E				0 2	<5	10 0
S1 R-7 1400S 0850E				0 2	<5	10.0
S1 R-7 1400S 0800E				0 2	<5	10 0
S1 R-7 1400S 0750E				0 2	<5	10 0
S1 R-7 1400S 0700E				0 5	10	10 0
S1 R 7 1400S 0650E				0 4	5	10 0
S1 R-7 1400S 0600E				0 6	<5	10 0
S1 R-7 1400S 0550E				<0 1	<5	10 0
S1 R-7 1400S 0500E				0 2	<5	10 0
S1 R-7 1400S 0450E				0 2	10	8 0
S1 R-7 1400S 0400E				0 2	<5	10 0
S1 R-7 1200S 1350E				0 5	<5	10 0
S1 R-7 1200S 1300E				0 4	<5	10 0
S1 R-7 1200S 1250E				0 6	<5	10 0
S1 R-7 1200S 1200E				0 3	15	10 0
S1 R-7 1200S 1150E				0 2	<5	3 0
S1 R-7 1200S 1050E				0 3	20	8 0
S1 R-7 1200S 1000E				0 1	<5	10 0

Bondar-Clegg & Company Ltd
130 Pemberton Ave
North Vancouver B C
Canada V7P 2R5
Phone (604) 985-0681
Telex 04-352667

BONDAR-CLEGG

Geochemical Lab Report

REPORT 127-5588 | SOUTH GRID | PROJECT RAM | PAGE 24

SAMPLE NUMBER	ELEMENT UNITS	Pb PPM	Zn PPM	Ag PPM	Au PPB	Au/wt G
S1 R-7 1200S 0950E				0 1	<5	10 0
S1 R-7 1200S 0900E				0 1	<5	10 0
S1 R-7 1200S 0850E				0 2	<5	7 0
S1 R-7 1200S 0800E				<0 1	<5	10 0
S1 R-7 1200S 0750E				0 1	<5	10 0
S1 R-7 1200S 0700E				0 4	<5	10 0
S1 R-7 1200S 0650E				0 1	<5	10 0
S1 R-7 1200S 0600E				0 7	<5	10 0
S1 R-7 1200S 0550E				0 1	<5	10 0
S1 R-7 1200S 0500E				0 3	<5	5 0
S1 R-7 1200S 0450E				0.2	<5	10 0
S1 R-7 1200S 0400E				0 3	<5	10 0
S1 R-7 1000S 4300E				0 3	<5	10 0
S1 R-7 1000S 4250E				0 3	<5	10 0
S1 R-7 1000S 4200E				0.4	<5	10 0
S1 R-7 1000S 4150E				0 3	<5	10 0
S1 R-7 1000S 4100E				0 3	<5	10 0
S1 R-7 1000S 4050E				0 3	<5	10 0
S1 R-7 1000S 4000E				0 5	<5	10.0
S1 R-7 1000S 3950E				0 4	<5	10 0
S1 R-7 1000S 3900E				0 4	<5	10.0
S1 R-7 1000S 3850E				0 2	<5	10 0
S1 R-7 1000S 3750E				0 1	<5	10 0
S1 R-7 1000S 3700E				0.6	<5	10.0
S1 R-7 1000S 3650E				0 7	<5	10 0
S1 R-7 1000S 3600E				0 3	<5	10 0
S1 R-7 1000S 3550E				0 8	<5	10 0
S1 R-7 1000S 3500E				0 3	<5	10 0
S1 R-7 1000S 3450E				0 6	<5	10 0
S1 R-7 1000S 3400E				0 5	<5	4 0
S1 R-7 1000S 3350E				0 5	<5	10 0
S1 R-7 1000S 3300E				0 3	<5	10 0
S1 R-7 1000S 3250E				0 7	<5	10 0
S1 R-7 1000S 3200E				0 2	<5	10 0
S1 R-7 1000S 3150E				0 9	<5	10 0
S1 R-7 1000S 3100E				0 3	<5	10 0
S1 R-7 1000S 1350E				0 1	<5	10 0
S1 R-7 1000S 1300E				0 2	<5	9 0
S1 R-7 1000S 1250E				0.1	<5	10 0
S1 R-7 1000S 1200E				0.2	<5	10.0

Bondar-Clegg & Company Ltd
130 Pemberton Ave
North Vancouver B C
Canada V7P 2R5
Phone (604) 985-0681
Telex 04-352667

BONDAR-CLEGG

Geochemical Lab Report

REPORT 127-5588 | SOUTH GRID | PROJECT RAM | PAGE 25

SAMPLE NUMBER	ELEMENT UNITS	Pb PPM	Zn PPM	Ag PPM	Au PPB	Au/wt G
S1 R-7 1000S 1150E				0 2	<5	10 0
S1 R-7 1000S 1100E				0 1	<5	10 0
S1 R-7 1000S 1050E				0 2	<5	10 0
S1 R-7 1000S 1000E				0 4	<5	10 0
S1 R-7 1000S 0950E				0 4	<5	10 0
S1 R-7 1000S 0900E				0 4	<5	6 0
S1 R-7 1000S 0850E				0 6	<5	10 0
S1 R-7 1000S 0800E				0 6	<5	10 0
S1 R-7 1000S 0750E				0.1	<5	10 0
S1 R-7 1000S 0700E				0 1	<5	10 0
S1 R-7 1000S 0650E				0 2	<5	10 0
S1 R-7 1000S 0600E				0 3	<5	10 0
S1 R-7 1000S 0550E				0 2	<5	10 0
S1 R-7 1000S 0500E				0.2	<5	10 0
S1 R-7 1000S 0450E				0.2	<5	10 0
S1 R-7 1000S 0400E				0 3	<5	10 0
S1 R-7 800S 1350E				0 1	20	10 0
S1 R-7 800S 1300E				0.1	<5	10 0
S1 R-7 800S 1250E				0.1	<5	10 0
S1 R-7 800S 1200E				0.2	<5	10.0
S1 R-7 800S 1150E				0 1	<5	10.0
S1 R-7 800S 1050E				0.2	<5	10 0
S1 R-7 800S 1000E				0 6	10	10 0
S1 R-7 800S 0950E				0 2	<5	10.0
S1 R-7 800S 0900E				0 2	<5	10 0
S1 R-7 800S 0850E				0 2	<5	10 0
S1 R-7 800S 0800E				0 3	5	10 0
S1 R-7 800S 0750E				0 2	<5	10 0
S1 R-7 800S 0700E				0 1	<5	10 0
S1 R 7 800S 0650E				0 1	5	10 0
S1 R-7 800S 0600E				0 2	10	10 0
S1 R-7 800S 0550E				0 1	5	10 0
S1 R-7 800S 0500E				0 2	<5	10 0
S1 R-7 800S 0450E				0 1	5	10 0
S1 R-7 800S 0400E				<0 1	<5	10 0
S1 R-7 600S 1350E				0 1	<5	10 0
S1 R-7 600S 1300E				0 2	5	10 0
S1 R-7 600S 1250E				0 1	20	10 0
S1 R-7 600S 1200E				0 3	10	10 0
S1 R-7 600S 1150E				0 4	5	10 0

Bondar-Clegg & Company Ltd
130 Pemberton Ave
North Vancouver B C
Canada V7P 2R5
Phone (604) 985-0681
Telex 04-352667

BONDAR-CLEGG

Geochemical Lab Report

REPORT 127-5588 | **SOUTH GRID** | PROJECT RAM | PAGE 26

SAMPLE NUMBER	ELEMENT UNITS	Pb PPM	Zn PPM	Ag PPM	Au PPB	Au/wt G
S1 R-7 600S 1100E				0 2	5	10 0
S1 R-7 600S 1050E				0 1	10	10 0
S1 R-7 600S 1000E				<0 1	10	10 0
S1 R-7 600S 0950E				0 1	<5	10 0
S1 R-7 600S 0900E				0 2	10	10 0
S1 R-7 600S 0850E				0 1	10	10 0
S1 R-7 600S 0800E				0 4	25	10 0
S1 R-7 600S 0750E				0 2	<5	9 0
S1 R-7 600S 0700E				0 2	<5	10 0
S1 R-7 600S 0650E				0 1	<5	10 0
S1 R-7 600S 0600E				0.1	<5	10 0
S1 R-7 600S 0550E				0 1	<5	10 0
S1 R-7 600S 0500E				0 2	30	10 0
S1 R-7 600S 0450E				0 1	<5	10 0
S1 R-7 600S 0400E				0 3	<5	10.0
S1 R-7 400S 1350E				0 2	<5	10 0
S1 R-7 400S 1300E				0 1	<5	10 0
S1 R-7 400S 1250E				0 1	<5	10 0
S1 R-7 400S 1200E				0 1	<5	10 0
S1 R-7 400S 1150E				<0 1	<5	10 0
S1 R-7 400S 1100E				0 2	<5	10 0
S1 R-7 400S 1050E				0.2	<5	10 0
S1 R-7 400S 1000E				0 2	<5	8 0
S1 R-7 400S 0950E				0 1	<5	10 0
S1 R-7 400S 0900E				0.1	<5	10.0
S1 R-7 400S 0850E				0 1	<5	10 0
S1 R-7 400S 0800E				0 2	<5	10 0
S1 R-7 400S 0750E				0 2	<5	10 0
S1 R-7 400S 0700E				0 2	<5	10 0
S1 R-7 400S 0650E				0 1	<5	10 0
S1 R-7 400S 0600E				0 2	<5	10 0
S1 R-7 400S 0550E				0 1	<5	10 0
S1 R-7 400S 0500E				0 1	<5	10 0
S1 R-7 400S 0450E				0 1	<5	10 0
S1 R-7 400S 0400E				0 1	<5	10 0
S1 R-7 200S 1350E				0 1	<5	10 0
S1 R-7 200S 1300E				0 2	<5	10 0
S1 R-7 200S 1250E				0 1	<5	10 0
S1 R-7 200S 1200E				0 1	<5	10 0
S1 R-7 200S 1150E				0 1	<5	10.0

Bondar-Clegg & Company Ltd
130 Pemberton Ave
North Vancouver B C
Canada V7P 2R5
Phone (604) 985-0681
Telex 04-352667

BONDAR-CLEGG

Geochemical Lab Report

REPORT 127-5588 | PROJECT RAM | PAGE 27

SAMPLE NUMBER	ELEMENT UNITS	Pb PPM	Zn PPM	Ag PPM	Au PPB	Au/wt G
S1 R-7 200S 1100E	**SOUTH GRID**			0 1	<5	10 0
S1 R-7 200S 1050E				0 3	<5	10 0
S1 R-7 200S 1000E				0 1	<5	10 0
S1 R-7 200S 0950E				0 1	<5	10 0
S1 R-7 200S 0900E				0 5	<5	10 0
S1 R-7 200S 0850E				0 1	<5	10 0
S1 R-7 200S 0800E				0 1	<5	10 0
S1 R-7 200S 0750E				1 0	<5	10 0
S1 R-7 200S 0700E				0 2	<5	10 0
S1 R-7 200S 0650E				0 3	<5	10 0
S1 R-7 200S 0600E				0 3	<5	10 0
S1 R-7 200S 0550E				0 3	<5	8.0
S1 R-7 200S 0500E				0 2	<5	9 0
S1 R-7 200S 0450E				0 2	<5	10 0
S1 R-7 200S 0400E				0 1	<5	10 0
S1 R-7 2400N 1300E		370	182	1 5	**FOX/FALCON GRID**	
S1 R-7 2400N 1250E		11	58	0 1		
S1 R-7 2400N 1200E		25	120	0 2		
S1 R-7 2400N 1150E		38	58	0 9		
S1 R-7 2400N 1100E		89	78	0.7		
S1 R-7 2400N 1050E		18	50	0 3		
S1 R-7 2400N 1000E		29	53	0.3		
S1 R-7 2400N 0950E		63	78	0 6		
S1 R-7 2400N 0900E		59	330	1 1		
S1 R-7 2400N 0850E		162	390	2 4		
S1 R-7 2400N 0800E		121	500	1 6		
S1 R-7 2400N 0750E		460	750	3 6		
S1 R-7 2400N 0700E		340	780	3 5		
S1 R-7 2400N 0650E		230	570	2 5		
S1 R 7 2400N 0600E		106	610	1 1		
S1 R-7 2400N 0550E		43	172	0 5		
S1 R-7 2400N 0500E		130	197	1 1		
S1 R-7 2400N 0450E		44	250	0 4		
S1 R-7 2400N 0400E		37	540	0 4		
S1 R-7 2400N 0350E		645	88	0 6		
S1 R-7 2400N 0300E		210	63	0 4		
S1 R-7 2400N 200E		33	120	0 3		
S1 R-7 2400N 150E		38	162	0 3		
S1 R-7 2400N 100E		22	80	0 2		
S1 R-7 2400N 050E		29	158	0 4		

Bondar-Clegg & Company Ltd
130 Pemberton Ave
North Vancouver B C
Canada V7P 2R5
Phone (604) 985-0681
Telex 04-352667

BONDAR-CLEGG

Geochemical Lab Report

REPORT 127-5588 | **FOX/FALCON GRID** | PROJECT RAM | PAGE 28

SAMPLE NUMBER	ELEMENT UNITS	Pb PPM	Zn PPM	Ag PPM	Au PPB	Au/wt G
S1 R-7 2600N 1300E		47	152	1 0		
S1 R-7 2600N 1250E		34	169	0 8		
S1 R-7 2600N 1200E		20	115	0 4		
S1 R-7 2600N 1150E		9	20	0 1		
S1 R-7 2600N 1100E		27	83	0 7		
S1 R-7 2600N 1050E		49	16	0 4		
S1 R-7 2600N 1000E		111	20	0 9		
S1 R-7 2600N 0950E		26	290	0 4		
S1 R-7 2600N 0900E		32	58	0 4		
S1 R-7 2600N 0850E		19	42	0 2		
S1 R-7 2600N 0800E		11	60	0 1		
S1 R-7 2600N 0750E		26	40	0 3		
S1 R-7 2600N 0700E		29	59	0 3		
S1 R-7 2600N 0650E		33	82	0 7		
S1 R-7 2600N 0600E		20	54	0 2		
S1 R-7 2600N 0550E		103	215	1 0		
S1 R-7 2600N 0500E		50	113	0 8		
S1 R-7 2600N 0450E		41	188	0 1		
S1 R-7 2600N 0400E		50	147	<0 1		
S1 R-7 2600N 0350E		29	109	0 1		
S1 R-7 2600N 0300E		17	70	0 1		
S1 R-7 2600N 0250E		26	120	0 1		
S1 R-7 2600N 0200E		29	170	0 2		
S1 R-7 2600N 0150E		34	129	0 4		
S1 R-7 2600N 0100E		11	87	0.3		
S1 R-7 2600N 0050E		25	285	0 2		
S1 R-7 2800N 1300E		87	205	0 4		
S1 R-7 2800N 1250E		54	235	0 4		
S1 R-7 2800N 1200E		141	460	0 4		
S1 R-7 2800N 1150E		36	540	0 4		
S1 R 7 2800N 1100E		26	350	0 4		
S1 R 7 2800N 1050E		30	180	0 8		
S1 R-7 2800N 1000E		44	141	1 1		
S1 R-7 2800N 0950E		29	49	0 7		
S1 R-7 2800N 0900E		40	33	0 2		
S1 R-7 2800N 0850E		63	28	0 9		
S1 R-7 2800N 0800E		40	10	0 7		
S1 R-7 2800N 0750E		118	59	0 9		
S1 R-7 2800N 0700E		25	65	0 3		
S1 R-7 3600N 050W		21	40	0 3		

Bondar-Clegg & Company Ltd
130 Pemberton Ave
North Vancouver B C
Canada V7P 2R5
Phone (604) 985-0681
Telex 04-352667

BONDAR-CLEGG

Geochemical Lab Report

REPORT 127-5588 | **FOX/FALCON GRID** | PROJECT RAM | PAGE 29

SAMPLE NUMBER	ELEMENT UNITS	Pb PPM	Zn PPM	Ag PPM	Au PPB	Au/wt G
S1 R-7 3600N 100W		25	55	0 2		
S1 R 7 3600N 150W		28	98	0 4		
S1 R-7 3600N 200W		23	90	0 5		
S1 R-7 3600N 250W		57	115	1 5		
S1 R-7 3600N 300W		46	111	2 7		
S1 R-7 3600N 350W		30	655	0 6		
S1 R-7 3600N 400W		41	140	1 1		
S1 R-7 3600N 500W		32	255	0 4		
S1 R-7 3600N 550W		74	350	1 3		
S1 R-7 3600N 600W		159	540	6 1		
S1 R-7 3800N 050W		33	95	0 4		
S1 R-7 3800N 100W		48	120	0 2		
S1 R-7 3800N 150W		15	49	0 1		
S1 R-7 3800N 200W		18	130	0.2		
S1 R-7 3800N 300W		13	32	0 1		
S1 R-7 3800N 400W		35	240	0 4		
S1 R-7 3800N 450W		23	350	0 3		
S1 R-7 3800N 500W		37	430	0 9		
S1 R-7 3800N 550W		74	980	1 0		

Bondar-Clegg & Company Ltd
130 Pemberton Ave
North Vancouver B C
Canada V7P 2R5
Phone (604) 985-0681
Telex 04-352667

BONDAR-CLEGG

Certificate of Analysis

REPORT: 627-5588 (Complete) | RAM - SHIP #7 | PROJECT: RAM | PAGE 1

SAMPLE NUMBER	ELEMENT UNITS	Ag OPT	
S1 R-7 2400S 2150E		3.42=	SOUTH GRID
S1 R-7 2200S 2050E		7.83#	

NOTES: = indicates SEE OBS REMARKS
# indicates ERRATIC RESULTS

REMARKS: = USED ALL OF THE SAMPLE 3.26 G.

RECEIVED
NOV 0 6 87
Ans'd

Registered Assayer, Province of British Columbia

Bondar-Clegg & Company Ltd
130 Pemberton Ave
North Vancouver B C
Canada V7P 2"5
Phone (604) 985-0681
T lex 04-352667

BONDAR-CLEGG

SEPT Geochemical Lab Report

REPORT· 127-6169 (Complete) | RAM - Ship #8 | PROJECT: RAM | PAGE 1

SAMPLE NUMBER	ELEMENT UNITS	Ag PPM	Au PPB	Au/wt G	Au/wt G	SAMPLE NUMBER	ELEMENT UNITS	Ag PPM	Au PPB	Au/wt G	Au/wt G
				SOUTH GRID							
S1 R-8 2600S 0400E		0.2	5			S1 R-8 3000S 0400E		0.8	<5		
S1 R-8 2600S 0450E		0.2	<5			S1 R-8 3000S 0450E		0 2	5		
S1 R-8 2600S 0500E		0.2	<5			S1 R-8 3000S 0500E		0.2	5		
S1 R-8 2600S 0550E		0 1	<5		8.0	S1 R-8 3000S 0550E		0 1	<5		5.0
S1 R-8 2600S 0600E		0.2	5			S1 R-8 3000S 0600E		0.1	<5		
S1 R-8 2600S 0650E		0.4	<5			S1 R-8 3000S 0650E		0 1	<5		
S1 R-8 2600S 0700E		0.1	<5			S1 R-8 3000S 0700E		0.1	<5		
S1 R-8 2600S 0750E		0.3	15			S1 R-8 3000S 0750E		0.1	<5		5.0
S1 R-8 2600S 0800E		<0.1	<5			S1 R-8 3000S 0800E		0.1	<5		
S1 R-8 2600S 0850E		0.1	<5			S1 R-8 3000S 0850E		<0.1	<5		
S1 R-8 2600S 0900E		0.3	<5			S1 R-8 3000S 0900E		<0.1	<5		
S1 R-8 2600S 0950E		0.1	<5			S1 R-8 3000S 0950E		0.7	5		
S1 R-8 2600S 1000E		0.2	<5		7.0	S1 R-8 3000S 1000E		0.1	10		
S1 R-8 2600S 1050E		0.5	5			S1 R-8 3000S 1050E		0.1	<5		
S1 R-8 2600S 1100E		0.3	<5			S1 R-8 3000S 1100E		0.2	<5		
S1 R-8 2600S 1150E		0.1	<5			S1 R-8 3000S 1150E		0.2	<5		
S1 R-8 2600S 1200E		1.1	<5			S1 R-8 3000S 1200E		0.2	<5		
S1 R-8 2600S 1250E		0.1	<5			S1 R-8 3000S 1250E		0.1	<5		
S1 R-8 2600S 1300E		0.2	<5			S1 R-8 3000S 1300E		0.1	<5		
S1 R-8 2600S 1350E		0.1	<5			S1 R-8 3000S 1350E		0.1	5		
S1 R-8 2800S 0400E		0.1	<5			S1 R-8 3200S 0400E		0.7	<5		
S1 R-8 2800S 0450E		0.1	<5			S1 R-8 3200S 0450E		1.2	<5		
S1 R-8 2800S 0500E		0.2	<5			S1 R-8 3200S 0500E		0.7	<5		
S1 R-8 2800S 0550E		0.1	<5			S1 R-8 3200S 0550E		1.7	5		
S1 R-8 2800S 0600E		0.2	5			S1 R-8 3200S 0600E		0.3	<5		
S1 R-8 2800S 0650E		0.1	<5			S1 R-8 3200S 0650E		0.4	<5		
S1 R-8 2800S 0700E		<0.1	<5			S1 R-8 3200S 0700E		0.1	<5		
S1 R-8 2800S 0750E		0.2	<5			S1 R-8 3200S 0750E		0.1	<5		
S1 R-8 2800S 0800E		0.3	<5			S1 R-8 3200S 0800E		0.1	<5		
S1 R-8 2800S 0850E		0.1	<5			S1 R-8 3200S 0850E		0.1	<5		
S1 R-8 2800S 0900E		<0.1	<5			S1 R-8 3200S 0900E		<0.1	<5		
S1 R-8 2800S 0950E		0.1	<5			S1 R-8 3200S 0950E		<0.1	<5		
S1 R-8 2800S 1000E		<0.1	<5			S1 R-8 3200S 1000E		<0.1	<5		
S1 R-8 2800S 1050E		0.1	<5			S1 R-8 3200S 1050E		0.1	<5		
S1 R-8 2800S 1100E		0.1	<5			S1 R-8 3200S 1100E		0.2	<5		
S1 R-8 2800S 1150E		0.1	<5			S1 R-8 3200S 1150E		0 3	<5		
R-8 2800S 1200E		0.1	<5			S1 R-8 3200S 1200E		0.1	<5		
1 R-8 2800S 1250E		0.1	<5			S1 R-8 3200S 1300E		0.1	<5		
S1 R-8 2800S 1300E		<0.1	<5			S1 R-8 3200S 1350E		0.2	<5		
S1 R-8 2800S 1350E		0.2	<5			S1 R-8 3400S 400E		0.3	5		

Bondar-Clegg & Company Ltd
130 Pemberton Ave
North Vancouver B C
Canada V7P 2R5
Phone (604) 985-0681
Telex 04-352667

BONDAR-CLEGG

Geochemical Lab Report

REPORT: 127-6169 | SOUTH GRID | PROJECT: RAM |

SAMPLE NUMBER	ELEMENT UNITS	Ag PPM	Au PPB	Au/wt G	Au/wt G	SAMPLE NUMBER	ELEMENT UNITS	Ag PPM	Au PPB	Au/wt G	Au/wt G
S1 R-8 3400S 450E		<0.1	<5			S1 R-8 3800S 0750E		0.7	15		
S1 R-8 3400S 550E		4.3	5		8.0	S1 R-8 3800S 0800E		<0.1	<5		
S1 R-8 3400S 600E		2.0	<5			S1 R-8 3800S 0850E		0 1	<5		
S1 R-8 3400S 650E		0.1	<5			S1 R-8 3800S 0900E		0.1	15		
S1 R-8 3400S 700E		<0.1	<5			S1 R-8 3800S 0950E		0.2	<5	10.0	
S1 R-8 3400S 750E		<0.1	5			S1 R-8 3800S 1000E		0.4	<5		
S1 R-8 3400S 800E		0.7	<5			S1 R-8 3800S 1050E		0.1	5		
S1 R-8 3400S 850E		0.9	<5			S1 R-8 3800S 1100E		0.4	5		
S1 R-8 3400S 900E		0.5	<5			S1 R-8 3800S 1150E		0.2	<5		
S1 R-8 3400S 950E		0.1	<5			S1 R-8 3800S 1200E		0.3	<5		
S1 R-8 3400S 1050E		0.1	<5			S1 R-8 3800S 1250E		1.1	<5		
S1 R-8 3400S 1100E		0.1	<5			S1 R-8 3800S 1300E		0.8	<5		
S1 R-8 3400S 1150E		0.3	5			S1 R-8 3800S 1350E		0.3	<5		
S1 R-8 3400S 1200E		0.5	<5			S1 R-8 4000S 0400E		1.2	<5		
S1 R-8 3400S 1250E		0.1	<5			S1 R-8 4000S 0450E		0.3	5		
S1 R-8 3400S 1300E		0.1	<5			S1 R-8 4000S 0500E		0.3	5		
S1 R-8 3400S 1350E		0.1	<5			S1 R-8 4000S 0550E		0.1	5		
S1 R-8 3600S 400E		0.1	<5			S1 R-8 4000S 0600E		0.8	<5		
S1 R-8 3600S 450E		0.1	5	10.0		S1 R-8 4000S 0650E		0.3	<5		
S1 R-8 3600S 500E		0.3	<5			S1 R-8 4000S 0700E		0.2	<5		
S1 R-8 3600S 550E		0.3	<5			S1 R-8 4000S 0750E		0.2	<5		
S1 R-8 3600S 0800E		0.3	<5			S1 R-8 4000S 0800E		0.2	<5		
S1 R-8 3600S 0850E		0.9	<5			S1 R-8 4000S 0850E		0.1	<5		
S1 R-8 3600S 0900E		<0.1	<5			S1 R-8 4000S 0900E		0.1	<5		
S1 R-8 3600S 0950E		<0.1	<5			S1 R-8 4000S 0950E		0.1	5		
S1 R-8 3600S 1000E		<0.1	<5			S1 R-8 4000S 1000E		0.3	<5		
S1 R-8 3600S 1050E		0.2	<5			S1 R-8 4000S 1050E		0.2	<5		
S1 R-8 3600S 1100E		1.0	<5			S1 R-8 4000S 1100E		0.1	<5		
S1 R-8 3600S 1150E		<0.1	<5			S1 R-8 4000S 1150E		0.2	<5		
S1 R-8 3600S 1200E		<0.1	<5			S1 R-8 4000S 1200E		<0.1	<5		
S1 R-8 3600S 1250E		<0.1	5			S1 R-8 4000S 1250E		0.1	5		
S1 R-8 3600S 1300E		0.1	<5			S1 R-8 4000S 1300E		0.1	<5		
S1 R-8 3600S 1350E		0.2	<5			S1 R-8 4000S 1350E		0.2	<5		
S1 R-8 3800S 0400E		0.5	<5			S1 R-8 4000S 1450E		0.4	<5		
S1 R-8 3800S 0450E		0.2	5			S1 R-8 4000S 1500E		0.3	<5		
S1 R-8 3800S 0500E		0.7	20			S1 R-8 4000S 1550E		0.1	<5		
S1 R-8 3800S 0550E		0.6	25	10.0		S1 R-8 4000S 1650E		0.1	<5		
S1 R-8 3800S 0600E		0.6	170			S1 R-8 4000S 1700E		0.1	<5		
S1 R-8 3800S 0650E		0.5	15			S1 R-8 4000S 1750E		0.2	<5		
S1 R-8 3800S 0700E		0.2	<5	10.0		S1 R-8 4000S 1800E		0.2	<5		

Bondar-Clegg & Company Ltd
130 Pemberton Ave
North Vancouver B C
Canada V7P 2R5
Phone (604) 985-0681
Telex 04-352667

BONDAR-CLEGG

Geochemical Lab Report

REPORT: 127-6169 | SOUTH GRID | PROJECT: RAM | PAGE 3

SAMPLE NUMBER	ELEMENT UNITS	Ag PPM	Au PPB	Au/wt G	Au/wt G	SAMPLE NUMBER	ELEMENT UNITS	Ag PPM	Au PPB	Au/wt G	Au/wt G
S1 R-8 4000S 1850E		0.1	<5			S1 R-8 4200S 1100E		0.1	<5		
S1 R-8 4000S 1900E		1.7	<5			S1 R-8 4200S 1150E		0.1	<5		
S1 R-8 4000S 1950E		0.1	<5			S1 R-8 4200S 1200E		0.6	<5		
S1 R-8 4000S 2000E		0.1	<5			S1 R-8 4200S 1250E		0.1	<5		
S1 R-8 4000S 2050E		0.1	<5			S1 R-8 4200S 1300E		0.1	5		
S1 R-8 4000S 2100E		0.2	<5			S1 R-8 4200S 1350E		0.2	<5		
S1 R-8 4000S 2150E		0.1	<5			S1 R-8 4200S 1500E		0.3	5		
S1 R-8 4000S 2200E		<0.1	<5			S1 R-8 4200S 1600E		0.1	<5		
S1 R-8 4000S 2250E		0.2	<5			S1 R-8 4200S 1650E		<0.1	<5		
S1 R-8 4000S 2300E		0.1	10			S1 R-8 4200S 1700E		0.1	<5		
S1 R-8 4000S 2350E		0.1	5			S1 R-8 4200S 1750E		<0.1	<5		
S1 R-8 4000S 2400E		0.2	5			S1 R-8 4200S 1800E		0.2	<5		
S1 R-8 4000S 2500E		0.2	<5			S1 R-8 4200S 1850E		0.2	<5		
S1 R-8 4000S 2550E		0.3	15			S1 R-8 4200S 1900E		0.2	<5		
S1 R-8 4000S 2600E		0.1	15			S1 R-8 4200S 1950E		0.3	<5		
S1 R-8 4000S 2650E		0.3	40			S1 R-8 4200S 2000E		0.4	<5		
S1 R-8 4000S 2700E		0.3	10			S1 R-8 4200S 2050E		0.2	<5		
S1 R-8 4000S 2750E		0.2	15			S1 R-8 4200S 2100E		0.2	<5		
S1 R-8 4000S 2800E		0.2	5			S1 R-8 4200S 2150E		0.1	<5		
S1 R-8 4000S 2850E		0.2	<5			S1 R-8 4200S 2200E		0.3	<5		
S1 R-8 4000S 2900E		0.1	10			S1 R-8 4200S 2250E		0.2	<5		
S1 R-8 4000S 2950E		0.3	10			S1 R-8 4200S 2300E		0.1	<5		
S1 R-8 4000S 3000E		0.2	5			S1 R-8 4200S 2350E		0.3	<5		
S1 R-8 4000S 3050E		0.1	10			S1 R-8 4200S 2400E		0.1	<5		
S1 R-8 4000S 3100E		<0.1	10			S1 R-8 4200S 2450E		0.1	<5		
S1 R-8 4000S 3150E		0.2	10			S1 R-8 4200S 2500E		0.2	<5		
S1 R-8 4000S 3200E		0.1	10			S1 R-8 4200S 2550E		<0.1	<5		
S1 R-8 4200S 400E		0.6	5			S1 R-8 4200S 2600E		0.4	<5		
S1 R-8 4200S 450E		0.5	10			S1 R-8 4200S 2650E		0.2	<5		
S1 R-8 4200S 500E		0.7	15			S1 R-8 4200S 2700E		0.1	<5		
S1 R-8 4200S 550E		0.3	<5			S1 R-8 4200S 2750E		0.1	<5		
S1 R-8 4200S 0650E		1.1	10			S1 R-8 4200S 2800E		0.2	<5		
S1 R-8 4200S 0700E		0.5	<5	10.0		S1 R-8 4200S 2850E		0.1	<5		
S1 R-8 4200S 0750E		<0.1	10			S1 R-8 4200S 2900E		0.2	10		
S1 R-8 4200S 0800E		0.1	<5			S1 R-8 4200S 2950E		0.2	<5		
S1 R-8 4200S 0850E		0.1	<5			S1 R-8 4200S 3000E		0.2	<5		
S1 R-8 4200S 0900E		0.1	<5			S1 R-8 4200S 3050E		0.1	<5		
S1 R-8 4200S 0950E		<0.1	<5			S1 R-8 4200S 3100E		0.2	35		
S1 R-8 4200S 1000E		0.1	<5			S1 R-8 4200S 3150E		0.1	<5		
S1 R-8 4200S 1050E		0.1	<5			S1 R-8 4200S 3200E		0.1	<5		

Bondar-Clegg & Company Ltd
130 Pemberton Ave
North Vancouver B C
Canada V7P 2R5
Phone (604) 985-0681
Telex 04-352667

BONDAR-CLEGG

Geochemical Lab Report

REPORT: 127-6169 | SOUTH GRID | PROJECT: RAM | PAGE 4

SAMPLE NUMBER	ELEMENT UNITS	Ag PPM	Au PPB	Au/wt G	Au/wt G	SAMPLE NUMBER	ELEMENT UNITS	Ag PPM	Au PPB	Au/wt G	Au/wt G
S1 R-8 4400S 400E		0.1	<5			S1 R-8 4600S 1650E		0.3	<5		
S1 R-8 4400S 450E		0.3	<5			S1 R-8 4600S 1700E		0.5	<5		
S1 R-8 4400S 500E		0.2	10			S1 R-8 4600S 1750E		1.4	<5		
S1 R-8 4400S 550E		0.4	20			S1 R-8 4600S 1800E		0 2	<5		
S1 R-8 4400S 600E		0.1	10			S1 R-8 4600S 1850E		0.4	<5		
S1 R-8 4400S 650E		0.2	<5			S1 R-8 4600S 1900E		0 1	<5		
S1 R-8 4400S 700E		0.1	<5			S1 R-8 4800S 0400E		0 2	<5		
S1 R-8 4400S 750E		0.6	<5			S1 R-8 4800S 0450E		0.4	<5	10.0	
S1 R-8 4400S 850E		0.1	<5			S1 R-8 4800S 0500E		0.3	<5		
S1 R-8 4400S 900E		0.1	<5			S1 R-8 4800S 0550E		0.1	<5		
S1 R-8 4400S 1000E		<0.1	<5			S1 R-8 4800S 0600E		0.8	<5		
S1 R-8 4400S 1050E		0.5	<5		5.0	S1 R-8 4800S 0650E		0.2	<5		
S1 R-8 4400S 1100E		0.2	<5		8.0	S1 R-8 4800S 0700E		0.3	<5		
S1 R-8 4400S 1150E		0.3	<5		5.0	S1 R-8 4800S 0750E		0.3	<5		
S1 R-8 4400S 1200E		0.5	<5		5.0	S1 R-8 4800S 0800E		0.3	<5		
S1 R-8 4600S 0400E		0.1	<5			S1 R-8 4800S 0850E		0.1	<5		
S1 R-8 4600S 0450E		0.2	<5			S1 R-8 4800S 0900E		0.1	<5		
S1 R-8 4600S 0500E		0.3	15			S1 R-8 4800S 0950E		<0.1	<5		
S1 R-8 4600S 0550E		0.1	<5			S1 R-8 4800S 1000E		<0.1	<5		
S1 R-8 4600S 0600E		0.1	<5			S1 R-8 4800S 1050E		0.2	<5		
S1 R-8 4600S 0650E		0.2	<5			S1 R-8 4800S 1100E		0.4	<5		
S1 R-8 4600S 0700E		0.2	<5			S1 R-8 4800S 1150E		0.1	<5		
S1 R-8 4600S 0750E		0.2	<5			S1 R-8 4800S 1200E		<0.1	<5		
S1 R-8 4600S 0800E		0.3	<5			S1 R-8 4800S 1250E		<0.1	<5		
S1 R-8 4600S 0850E		<0.1	<5			S1 R-8 4800S 1300E		<0.1	<5		
S1 R-8 4600S 0900E		0.1	<5			S1 R-8 4800S 1350E		0.4	<5		
S1 R-8 4600S 0950E		0.1	<5			S1 R-8 4800S 1400E		0.3	<5		
S1 R-8 4600S 1000E		0.1	<5	6.0	4.0	S1 R-8 4800S 1450E		0.2	<5		8.0
S1 R-8 4600S 1050E		0.1	10			S1 R-8 4800S 1500E		0.2	5		
S1 R-8 4600S 1100E		0.1	25			S1 R-8 4800S 1550E		0.2	<5		
S1 R-8 4600S 1150E		0.2	<5			S1 R-8 4800S 1600E		0.2	5		
S1 R-8 4600S 1200E		0.5	<5			S1 R-8 4800S 1650E		0.2	<5		
S1 R-8 4600S 1250E		0.2	<5			S1 R-8 4800S 1700E		0.3	<5		
S1 R-8 4600S 1300E		0.7	<5			S1 R-8 4800S 1750E		0.1	<5		
S1 R-8 4600S 1350E		0.3	<5			S1 R-8 4800S 1800E		1.2	<5		
S1 R-8 4600S 1400E		0.1	<5			S1 R-8 4800S 1850E		0.1	<5		
R-8 4600S 1450E		0.1	<5			S1 R-8 4800S 1900E		0.2	<5		
S1 R-8 4600S 1500E		<0.1	<5			S1 R-8 4800S 1950E		0.1	<5		
S1 R-8 4600S 1550E		0.5	<5			S1 R-8 4800S 2000E		0.2	<5		
S1 R-8 4600S 1600E		1.6	<5			S1 R-8 4800S 2050E		0.2	<5		

Bondar-Clegg & Company Ltd
130 Pemberton Ave
North Vancouver B C
Canada V7P 2R5
Phone (604) 985-0681
Telex 04-352667

BONDAR-CLEGG

Geochemical Lab Report

REPORT: 127-6169 | SOUTH GRID | PROJECT: RAM | PAGE 5

SAMPLE NUMBER	ELEMENT UNITS	Ag PPM	Au PPB	Au/wt G	Au/wt G	SAMPLE NUMBER	ELEMENT UNITS	Ag PPM	Au PPB	Au/wt G	Au/wt G
S1 R-8 4800S 2100E		0.2	<5			S1 R-8 5000S 1200E		1.8	20		
S1 R-8 4800S 2150E		0.1	25			S1 R-8 5000S 1250E		0.9	<5		
S1 R-8 4800S 2200E		0.1	<5			S1 R-8 5000S 1300E		0.5	<5		
S1 R-8 4800S 2250E		0.1	<5			S1 R-8 5000S 1350E		0.4	<5		
S1 R-8 4800S 2300E		<0.1	<5			S1 R-8 5000S 1400E		0.1	<5		
S1 R-8 4800S 2350E		<0.1	<5			S1 R-8 5000S 1450E		0.2	<5		
S1 R-8 4800S 2400E		0.1	<5			S1 R-8 5000S 1500E		0.1	<5		
S1 R-8 4800S 2450E		0.2	<5			S1 R-8 5000S 1550E		0.1	<5		
S1 R-8 4800S 2500E		0.4	<5			S1 R-8 5000S 1600E		0.1	<5		
S1 R-8 4800S 2550E		0.5	<5			S1 R-8 5000S 1650E		0.1	<5		
S1 R-8 4800S 2600E		0.2	15			S1 R-8 5000S 1700E		0.3	<5		
S1 R-8 4800S 2650E		0.2	<5			S1 R-8 5000S 1750E		0.4	<5		
S1 R-8 4800S 2700E		0.4	<5			S1 R-8 5000S 1800E		0.2	<5		
S1 R-8 4800S 2750E		0.4	<5			S1 R-8 5000S 1850E		0.2	<5		
S1 R-8 4800S 2800E		0.3	<5			S1 R-8 5000S 1900E		0.9	10		
S1 R-8 4800S 2850E		0.5	<5			S1 R-8 5000S 1950E		0.3	<5		
S1 R-8 4800S 2900E		0.3	<5			S1 R-8 5000S 2000E		1.0	45		
S1 R-8 4800S 2950E		0.4	<5			S1 R-8 5000S 2050E		0.2	15		
S1 R-8 4800S 3000E		0.1	<5			S1 R-8 5000S 2100E		1.0	5		
S1 R-8 4800S 3050E		<0.1	<5			S1 R-8 5000S 2150E		0.8	5		
S1 R-8 4800S 3100E		0.2	<5			S1 R-8 5000S 2200E		0.2	<5		
S1 R-8 4800S 3150E		0.1	<5			S1 R-8 5000S 2250E		0.1	<5		
S1 R-8 4800S 3200E		0.2	<5			S1 R-8 5000S 2300E		<0.1	15		
S1 R-8 4800S 3250E		0.3	<5			S1 R-8 5000S 2350E		0.1	5		
S1 R-8 5000S 0400E		0.8	20	8.0		S1 R-8 5000S 2400E		0.2	<5		
S1 R-8 5000S 0450E		0.3	<5			S1 R-8 5000S 2450E		0.4	<5		
S1 R-8 5000S 0500E		0.8	<5			S1 R-8 5000S 2500E		0.3	<5		
S1 R-8 5000S 0550E		0.3	10	8.0		S1 R-8 5000S 2550E		0.1	<5		
S1 R-8 5000S 0600E		0.1	<5	5.0		S1 R-8 5000S 2600E		0.4	10		
S1 R-8 5000S 0650E		0.1	<5			S1 R-8 5000S 2650E		0.1	20		
S1 R-8 5000S 0700E		0.2	<5			S1 R-8 5000S 2700E		0.4	<5		
S1 R-8 5000S 0750E		0.3	5			S1 R-8 5000S 2750E		0.3	<5		
S1 R-8 5000S 0800E		0.6	5			S1 R-8 5000S 2800E		0.1	<5		
S1 R-8 5000S 0850E		0.1	5			S1 R-8 5000S 2850E		0.1	<5		
S1 R-8 5000S 0900E		0.1	5			S1 R-8 5000S 2900E		0.2	60		
S1 R-8 5000S 0950E		0.1	<5			S1 R-8 5000S 2950E		0.3	<5		
R-8 5000S 1000E		<0.1	<5			S1 R-8 5000S 3000E		0.6	<5		
S1 R-8 5000S 1050E		<0.1	<5			S1 R-8 5000S 3050E		0.1	<5		
S1 R-8 5000S 1100E		<0.1	<5			S1 R-8 5000S 3100E		<0.1	<5		
S1 R-8 5000S 1150E		0.2	<5			S1 R-8 5000S 3150E		0.1	<5		

Bondar-Clegg & Company Ltd
130 Pemberton Ave
North Vancouver B C
Canada V7P 2R5
Phone (604) 985-0681
Telex 04-352667

BONDAR-CLEGG

Geochemical Lab Report

REPORT: 127-6169 | SOUTH GRID | PROJECT: RAM | PAGE 6

SAMPLE NUMBER	ELEMENT UNITS	Ag PPM	Au PPB	Au/wt G	Au/wt G	SAMPLE NUMBER	ELEMENT UNITS	Ag PPM	Au PPB	Au/wt G	Au/wt G
S1 R-8 5000S 3200E		<0.1	<5			S1 R-8 5800S 2300E		0.2	<5		
S1 R-8 5000S 3250E		<0.1	<5			S1 R-8 5800S 2350E		0.3	<5		
S1 R-8 5800S 0400E		1.0	<5			S1 R-8 5800S 2400E		0.1	<5		
S1 R-8 5800S 0450E		0.2	<5			S1 R-8 5800S 2450E		0.3	<5		
S1 R-8 5800S 0500E		2.4	<5			S1 R-8 5800S 2500E		1.1	<5		
S1 R-8 5800S 0550E		1.1	<5	10.0		S1 R-8 5800S 2550E		0.4	<5		
S1 R-8 5800S 0600E		0.6	<5			S1 R-8 5800S 2600E		0.1	<5		
S1 R-8 5800S 0650E		1.1	<5			S1 R-8 5800S 2650E		0.4	5		
S1 R-8 5800S 0700E		0.4	<5			S1 R-8 5800S 2700E		0.2	<5		
S1 R-8 5800S 0750E		2.3	<5			S1 R-8 5800S 2750E		0.1	<5		
S1 R-8 5800S 0800E		0.6	<5			S1 R-8 5800S 2800E		0.1	<5		
S1 R-8 5800S 0850E		0.1	<5			S1 R-8 5800S 2850E		0.1	<5		
S1 R-8 5800S 0900E		2.7	<5			S1 R-8 5800S 2900E		<0.1	<5		
S1 R-8 5800S 0950E		0.2	<5			S1 R-8 5800S 2950E		<0.1	<5		
S1 R-8 5800S 1000E		0.3	<5			S1 R-8 5800S 3000E		<0.1	<5		
S1 R-8 5800S 1050E		0.3	<5			S1 R-8 5800S 3050E		0.2	<5		
S1 R-8 5800S 1100E		0.2	<5		8.0	S1 R-8 5800S 3100E		<0.1	<5		
S1 R-8 5800S 1150E		0.1	<5			S1 R-8 5800S 3150E		<0.1	<5		
S1 R-8 5800S 1200E		0.3	<5			S1 R-8 5800S 3200E		0.1	<5		
S1 R-8 5800S 1250E		0.6	20			S1 R-8 5800S 3250E		0.1	<5		
S1 R-8 5800S 1300E		0.5	15			S1 R-8 5800S 3300E		<0.1	<5		
S1 R-8 5800S 1350E		0.1	<5			S1 R-8 5800S 3350E		<0.1	<5		
S1 R-8 5800S 1400E		0.1	<5			S1 R-8 5800S 3400E		0.1	<5		
S1 R-8 5800S 1450E		0.1	10			S1 R-8 5800S 3450E		0.1	<5		
S1 R-8 5800S 1500E		0.3	15			S1 R-8 6000S 0400E		<0.1	<5		
S1 R-8 5800S 1550E		0.2	<5			S1 R-8 6000S 0450E		0.2	<5		
S1 R-8 5800S 1600E		0.3	<5			S1 R-8 6000S 0500E		0.1	<5		
S1 R-8 5800S 1650E		0.2	<5			S1 R-8 6000S 0550E		0.1	<5		
S1 R-8 5800S 1700E		0.1	<5			S1 R-8 6000S 0600E		0.1	45		
S1 R-8 5800S 1750E		0.2	<5			S1 R-8 6000S 0650E		0.2	15		
S1 R-8 5800S 1800E		<0.1	<5			S1 R-8 6000S 0700E		0.4	<5		
S1 R-8 5800S 1850E		0.1	<5			S1 R-8 6000S 0750E		0.9	<5		
S1 R-8 5800S 1900E		0.1	<5			S1 R-8 6000S 0800E		0.1	<5		
S1 R-8 5800S 1950E		<0.1	<5			S1 R-8 6000S 0850E		0.2	15		
S1 R-8 5800S 2000E		0.2	<5			S1 R-8 6000S 0900E		0.2	<5		
S1 R-8 5800S 2050E		0.2	<5			S1 R-8 6000S 0950E		0.3	<5		
S1 R-8 5800S 2100E		0.1	<5			S1 R-8 6000S 1000E		0.3	5		8.0
S1 R-8 5800S 2150E		0.2	<5			S1 R-8 6000S 1050E		0.4	10		
S1 R-8 5800S 2200E		0.1	<5			S1 R-8 6000S 1100E		0.1	<5		
S1 R-8 5800S 2250E		0.3	<5			S1 R-8 6000S 1150E		0.1	<5	10.0	

Bondar-Clegg & Company Ltd
130 Pemberton Ave
North Vancouver B C
Canada V7P 2R5
Phone (604) 985-0681
Telex 04-352667

BONDAR-CLEGG

Geochemical Lab Report

REPORT: 127-6169 | SOUTH GRID | PROJECT: RAM | PAGE 7

SAMPLE NUMBER	ELEMENT UNITS	Ag PPM	Au PPB	Au/wt G	Au/wt G	SAMPLE NUMBER	ELEMENT UNITS	Ag PPM	Au PPB	Au/wt G	Au/wt G
S1 R-8 6000S 1200E		0.1	<5			S1 R-8 6000S 3200E		<0.1	<5		
S1 R-8 6000S 1250E		0.3	<5			S1 R-8 6000S 3250E		0.1	<5		
S1 R-8 6000S 1300E		0.3	<5			S1 R-8 6000S 3300E		0.1	<5		
S1 R-8 6000S 1350E		0.1	<5			S1 R-8 6000S 3350E		0.2	<5		
S1 R-8 6000S 1400E		0.1	<5			S1 R-8 6000S 3400E		0.2	<5		
S1 R-8 6000S 1450E		0.1	<5								
S1 R-8 6000S 1500E		0.4	<5								
S1 R-8 6000S 1550E		0.1	<5								
S1 R-8 6000S 1600E		<0.1	<5								
S1 R-8 6000S 1650E		<0.1	<5								
S1 R-8 6000S 1700E		0.1	5								
S1 R-8 6000S 1750E		0.1	<5								
S1 R-8 6000S 1800E		<0.1	<5								
S1 R-8 6000S 1850E		<0.1	<5								
S1 R-8 6000S 1900E		0.1	5								
S1 R-8 6000S 1950E		0.1	<5								
S1 R-8 6000S 2000E		0.1	<5								
S1 R-8 6000S 2050E		0.1	<5								
S1 R-8 6000S 2100E		0.4	<5								
S1 R-8 6000S 2150E		0.1	<5								
S1 R-8 6000S 2200E		0.3	25								
S1 R-8 6000S 2250E		0.1	<5								
S1 R-8 6000S 2300E		0.2	<5								
S1 R-8 6000S 2350E		<0.1	<5								
S1 R-8 6000S 2400E		<0.1	<5								
S1 R-8 6000S 2450E		0.2	<5								
S1 R-8 6000S 2500E		1.0	<5								
S1 R-8 6000S 2550E		0.2	<5								
S1 R-8 6000S 2600E		0.4	<5								
S1 R-8 6000S 2650E		0.3	<5								
S1 R-8 6000S 2700E		0.3	<5								
S1 R-8 6000S 2750E		<0.1	<5								
S1 R-8 6000S 2800E		<0.1	<5								
S1 R-8 6000S 2850E		0.1	<5								
S1 R-8 6000S 2900E		0.2	<5								
S1 R-8 6000S 2950E		0.1	<5								
R-8 6000S 3000E		0.1	<5								
S1 R-8 6000S 3050E		0.1	<5								
S1 R-8 6000S 3100E		0.2	<5								
S1 R-8 6000S 3150E		0.1	<5								

Bondar-Clegg & Company Ltd
130 Pemberton Ave
North Vancouver B C
Canada V7P 2R5
Phone (604) 985-0681
Telex 04-352667

BONDAR-CLEGG

Geochemical Lab Report

REPORT. 127-6179 (Complete) | RAM - Ship #10 | PROJECT: RAM | PAGE 1

SAMPLE NUMBER	ELEMENT UNITS	Ag PPM	Au PPB	Au/wt G	Au/wt G	SAMPLE NUMBER	ELEMENT UNITS	Ag PPM	Au PPB	Au/wt G	Au/wt G
S1 R-10 0000E 6500S	MAT	0.1	<5	10.0		S1 R-10 0000E 4500S		0.1	<5	10.0	
S1 R-10 0000E 6450S	GRID	<0.1	<5	10.0		S1 R-10 0000E 4450S		0.2	5	10.0	
S1 R-10 0000E 6400S		<0.1	<5	10.0		S1 R-10 0000E 4400S		0.2	<5	10.0	
S1 R-10 0000E 6350S		<0.1	<5	10.0		S1 R-10 0000E 4350S		0.8	<5	10.0	
S1 R-10 0000E 6300S		<0.1	<5	10.0		S1 R-10 0000E 4300S		0.4	<5	10.0	
S1 R-10 0000E 6250S		<0.1	<5	10.0		S1 R-10 0000E 4250S		1.3	<5	10.0	
S1 R-10 0000E 6200S		<0.1	10	10.0		S1 R-10 0000E 4200S		0.1	<5	10.0	
S1 R-10 0000E 6150S		<0.1	<5	10.0		S1 R-10 200E 6500S		0.1	<5	10.0	
S1 R-10 0000E 6100S		0.2	<5	10.0		S1 R-10 200E 6450S		0.1	<5	10.0	
S1 R-10 0000E 6050S		0.6	<5	10.0		S1 R-10 200E 6400S		0.1	<5	10.0	
S1 R-10 0000E 6000S		<0.1	<5	10.0		S1 R-10 200E 6350S		1.1	<5	10.0	
S1 R-10 0000E 5950S		<0.1	<5	10.0		S1 R-10 200E 6300S		0.1	<5	10.0	
S1 R-10 0000E 5900S		<0.1	<5	10.0		S1 R-10 200E 6250S		0.3	<5	10.0	
S1 R-10 0000E 5850S		<0.1	<5	10.0		S1 R-10 200E 6200S		0.2	<5	10.0	
S1 R-10 0000E 5800S		0.1	<5	10.0		S1 R-10 200E 6150S		0.1	<5	10.0	
S1 R-10 0000E 5750S		<0.1	<5	10.0		S1 R-10 200E 6100S		0.5	5	10.0	
S1 R-10 0000E 5700S		<0.1	<5	10.0		S1 R-10 200E 6050S		0.1	5	10.0	
S1 R-10 0000E 5650S		<0.1	<5	10.0		S1 R-10 200E 6000S		0.2	5	10.0	
S1 R-10 0000E 5600S		<0.1	<5	10.0		S1 R-10 200E 5950S		0.2	5	10.0	
S1 R-10 0000E 5550S		<0.1	<5	10.0		S1 R-10 200E 5900S		0.3	5	10.0	
S1 R-10 0000E 5500S		<0.1	<5	10.0		S1 R-10 200E 5850S		<0.1	10	10.0	
S1 R-10 0000E 5450S		0.4	<5	10.0		S1 R-10 200E 5800S		0.1	5	10.0	
S1 R-10 0000E 5400S		<0.1	<5	10.0		S1 R-10 200E 5750S		<0.1	<5	10.0	
S1 R-10 0000E 5350S		<0.1	<5	10.0		S1 R-10 200E 5700S		<0.1	<5	10.0	
S1 R-10 0000E 5300S		<0.1	<5	10.0		S1 R-10 200E 5650S		0.9	<5	10.0	
S1 R-10 0000E 5250S		<0.1	<5	10.0		S1 R-10 200E 5600S		0.2	<5	10.0	
S1 R-10 0000E 5200S		<0.1	<5	10.0		S1 R-10 200E 5550S		0.1	5	10.0	
S1 R-10 0000E 5150S		<0.1	<5	10.0		S1 R-10 200E 5500S		0.1	5	10.0	
S1 R-10 0000E 5100S		<0.1	10	10.0		S1 R-10 200E 5450S		<0.1	<5		10.0
S1 R-10 0000E 5050S		<0.1	<5	10.0		S1 R-10 200E 5400S		<0.1	5	10.0	
S1 R-10 0000E 5000S		<0.1	<5	10.0		S1 R-10 200E 5350S		<0.1	10	10.0	
S1 R-10 0000E 4950S		<0.1	10	10.0		S1 R-10 200E 5300S		<0.1	5	10.0	
S1 R-10 0000E 4900S		<0.1	<5	10.0		S1 R-10 200E 5250S		0.1	<5	10.0	
S1 R-10 0000E 4850S		0.4	<5	10.0		S1 R-10 200E 5200S		<0.1	<5	10.0	
S1 R-10 0000E 4800S		<0.1	<5	10.0		S1 R-10 200E 5150S		<0.1	5	10.0	
S1 R-10 0000E 4750S		0.5	<5	10.0		S1 R-10 200E 5100S		0.2	10	10.0	
S1 R-10 0000E 4700S		<0.1	<5	10.0		S1 R-10 200E 5050S		0.2	5	10.0	
S1 R-10 0000E 4650S		0.2	<5	10.0		S1 R-10 200E 5000S		0.3	5	10.0	
S1 R-10 0000E 4600S		0.2	<5	10.0		S1 R-10 200E 4950S		0.2	<5	10.0	
S1 R-10 0000E 4550S		0.1	<5	10.0		S1 R-10 200E 4900S		0.4	<5	10.0	

Bondar-Clegg & Company Ltd
130 Pemberton Ave
No rth Vancouver B C
Canada V7P 2R5
Phone (604) 985-0681
Telex 04-352667

BONDAR-CLEGG

Geochemical Lab Report

PORT. 127-6179 | PROJECT RAM | PAGE 2

SAMPLE NUMBER	ELEMENT UNITS	Ag PPM	Au PPB	Au/wt G	Au/wt G	SAMPLE NUMBER	ELEMENT UNITS	Ag PPM	Au PPB	Au/wt G	Au/wt G
S1 R-10 200E 4850S	MAT	0.1	10	10.0		S1 R-10 4400S 1450E		0.1	<5	10.0	
R-10 200E 4800S	GRID	<0.1	<5	10.0		S1 R-10 4400S 1350E		4.7	55	10.0	
R-10 200E 4750S		0.1	<5		10.0	S1 R-10 4400S 1300E		1.0	5	10.0	
S1 R-10 200E 4700S		0.1	<5	10.0		S1 R-10 4600S 3300E		0.1	5	10.0	
R-10 200E 4650S		0.2	10	10.0		S1 R-10 4600S 3250E		0.2	5	10.0	
S1 R-10 200E 4600S		0.1	10	10.0		S1 R-10 4600S 3200E		0.2	<5	10.0	
R-10 200E 4550S		0.2	<5	10.0		S1 R-10 4600S 3150E		0.3	<5	10.0	
R-10 200E 4500S		0.1	<5	10.0		S1 R-10 4600S 3100E		0.2	<5	10.0	
S1 R-10 4400S 3050E	SOUTH	0.2	<5		10.0	S1 R-10 4600S 3050E		0.3	<5	10.0	
S1 R-10 4400S 3000E	GRID	0.2	<5	10.0		S1 R-10 4600S 3000E		0.2	<5	10.0	
R-10 4400S 2950E		0.3	<5	10.0		S1 R-10 4600S 2950E		0.1	<5	10.0	
S1 R-10 4400S 2900E		0.3	<5	10.0		S1 R-10 4600S 2900E		0.5	<5	10.0	
R-10 4400S 2850E		0.3	<5	10.0		S1 R-10 4600S 2850E		0.1	<5	10.0	
R-10 4400S 2800E		0.2	<5	10.0		S1 R-10 4600S 2800E		0.3	<5	10.0	
S1 R-10 4400S 2750E		0.2	5	10.0		S1 R-10 4600S 2750E		0.4	<5	10.0	
10 4400S 2700E		0.1	<5	10.0		S1 R-10 4600S 2700E		0.4	10	10.0	
S1 R-10 4400S 2650E		0.2	<5	10.0		S1 R-10 4600S 2650E		0.3	<5	10.0	
S1 R-10 4400S 2600E		0.2	<5		10.0	S1 R-10 4600S 2600E		0.3	5	10.0	
R-10 4400S 2550E		0.3	<5	10.0		S1 R-10 4600S 2550E		0.3	<5	10.0	
R-10 4400S 2500E		0.6	5		10.0	S1 R-10 4600S 2500E		0.6	<5	10.0	
R-10 4400S 2450E		0.3	<5	10.0		S1 R-10 4600S 2450E		0.5	5	10.0	
R-10 4400S 2400E		0.6	5		10.0	S1 R-10 4600S 2400E		0.5	<5	10.0	
S1 R-10 4400S 2350E		0.1	<5	10.0		S1 R-10 4600S 2350E		0.3	<5	10.0	
S1 R-10 4400S 2300E		0.1	<5	10.0		S1 R-10 4600S 2300E		0.5	5	10.0	
R-10 4400S 2250E		0.2	<5	10.0		S1 R-10 4600S 2250E		0.5	5	10.0	
S1 R-10 4400S 2200E		0.5	<5	10.0		S1 R-10 4600S 2200E		0.1	<5	10.0	
R-10 4400S 2150E		0.4	<5	10.0		S1 R-10 4600S 2150E		<0.1	<5	10.0	
R-10 4400S 2100E		0.3	<5	10.0		S1 R-10 4600S 2100E		0.1	<5	10.0	
S1 R-10 4400S 2050E		0.1	<5	10.0		S1 R-10 4600S 2050E		0.4	<5	10.0	
R-10 4400S 2000E		0.3	<5	10.0		S1 R-10 4600S 2000E		0.3	<5	10.0	
S1 R-10 4400S 1950E		0.2	<5	10.0		S1 R-10 4600S 1950E		0.2	<5	10.0	
S1 R-10 4400S 1900E		1.1	<5	10.0		S1 R-10 6200S 3400E		0.5	<5	10.0	
R-10 4400S 1850E		0.2	<5	10.0		S1 R-10 6200S 3350E		0.3	<5	10.0	
R-10 4400S 1800E		0.1	<5	10.0		S1 R-10 6200S 3300E		0.3	<5	10.0	
S1 R-10 4400S 1750E		0.2	<5	10.0		S1 R-10 6200S 3250E		0.5	<5	10.0	
R-10 4400S 1700E		0.2	<5	10.0		S1 R-10 6200S 3200E		0.3	<5	10.0	
S1 R-10 4400S 1650E		0.3	<5	10.0		S1 R-10 6200S 3150E		0.4	<5	10.0	
10 4400S 1600E		<0.1	<5	10.0		S1 R-10 6200S 3100E		0.3	<5	10.0	
R-10 4400S 1550E		0.1	<5	10.0		S1 R-10 6200S 3050E		0.2	<5	10.0	
S1 R-10 4400S 1500E		0.1	<5		10.0	S1 R-10 6200S 3000E		0.4	<5	10.0	

Bondar-Clegg & Company Ltd
130 Pemberton Ave
North Vancouver B C
Canada V7P 2R5
Phone (604) 985-0681
Telex 04-352667

BONDAR-CLEGG

Geochemical Lab Report

REPORT: 127-6179 SOUTH GRID PROJECT: RAM

SAMPLE NUMBER	ELEMENT UNITS	Ag PPM	Au PPB	Au/wt G	Au/wt G	SAMPLE NUMBER	ELEMENT UNITS	Ag PPM	Au PPB	Au/wt G	Au/wt G
S1 R-10 6200S 2950E		0 2	<5	6.0		S1 R-10 6200S 0950E		0.9	<5	10 0	
S1 R-10 6200S 2900E		0.3	<5	10.0		S1 R-10 6200S 0900E		1.3	5	10 0	
S1 R-10 6200S 2850E		0.5	<5	10 0		S1 R-10 6200S 0850E		0.9	<5	7 0	
S1 R-10 6200S 2800E		0.5	<5	10 0		S1 R-10 6200S 0800E		1 3	<5	10.0	
S1 R-10 6200S 2750E		0.5	<5	10.0		S1 R-10 6200S 0750E		0.4	<5	10.0	
S1 R-10 6200S 2700E		0.5	5	10.0		S1 R-10 6200S 0700E		0 1	<5	10 0	
S1 R-10 6200S 2650E		0.6	<5	10.0		S1 R-10 6200S 0650E		<0.1	<5	10.0	
S1 R-10 6200S 2600E		0 4	<5	10.0		S1 R-10 6200S 0600E		0.1	<5	10.0	
S1 R-10 6200S 2550E		0.5	<5	10.0		S1 R-10 6200S 0550E		<0.1	<5	10.0	
S1 R-10 6200S 2500E		1.0	<5	10.0		S1 R-10 6200S 0500E		0.1	<5	10.0	
S1 R-10 6200S 2450E		0.2	<5	10.0		S1 R-10 6200S 0450E		0.1	<5	10.0	
S1 R-10 6200S 2400E		0.5	<5	10.0		S1 R-10 6200S 0400E		0.1	<5	10.0	
S1 R-10 6200S 2350E		0.2	<5	10.0		S1 R-10 6400S 3450E		0.2	<5		
S1 R-10 6200S 2300E		0.4	<5	10.0		S1 R-10 6400S 3400E		0.2	<5	10.0	
S1 R-10 6200S 2250E		0.2	<5	10.0		S1 R-10 6400S 3350E		0.2	<5	10.0	
S1 R-10 6200S 2200E		0.4	<5	10.0		S1 R-10 6400S 3300E		0.2	<5	10.0	
S1 R-10 6200S 2150E		0.7	<5	10.0		S1 R-10 6400S 3250E		0.2	<5	10.0	
S1 R-10 6200S 2100E		0.4	<5	10.0		S1 R-10 6400S 3200E		0.2	<5	10.0	
S1 R-10 6200S 2050E		0.3	<5	10.0		S1 R-10 6400S 3150E		0.1	<5	10.0	
S1 R-10 6200S 2000E		0.2	<5	10.0		S1 R-10 6400S 3100E		0.1	<5	10.0	
S1 R-10 6200S 1950E		0.3	<5	10.0		S1 R-10 6400S 3050E		0.1	<5	10.0	
S1 R-10 6200S 1900E		0.3	<5	10.0		S1 R-10 6400S 3000E		0.2	<5	10.0	
S1 R-10 6200S 1850E		0.3	<5	10.0		S1 R-10 6400S 2950E		0.2	<5	10.0	
S1 R-10 6200S 1800E		0.3	<5	10.0		S1 R-10 6400S 2900E		0.2	<5	10.0	
S1 R-10 6200S 1750E		0.3	<5	10.0		S1 R-10 6400S 2850E		0.1	<5	10.0	
S1 R-10 6200S 1700E		0.5	<5	6 0		S1 R-10 6400S 2800E		0.2	10	10.0	
S1 R-10 6200S 1650E		0.2	<5	10.0		S1 R-10 6400S 2750E		0.2	<5	10.0	
S1 R-10 6200S 1600E		<0.1	<5	10.0		S1 R-10 6400S 2700E		0.1	<5	10 0	
S1 R-10 6200S 1550E		0.1	<5	10.0		S1 R-10 6400S 2650E		0.4	<5	10.0	
S1 R-10 6200S 1500E		<0.1	<5	10 0		S1 R-10 6400S 2600E		0.5	<5	10 0	
S1 R-10 6200S 1450E		0.1	<5	10 0		S1 R-10 6400S 2550E		0.6	<5	10.0	
S1 R-10 6200S 1400E		0.1	<5	10.0		S1 R-10 6400S 2500E		0 2	<5	10.0	
S1 R-10 6200S 1350E		1.0	10	10 0		S1 R-10 6400S 2450E		0 1	<5	10 0	
S1 R-10 6200S 1300E		0.4	<5	7 0		S1 R-10 6400S 2400E		0.1	<5	10 0	
S1 R-10 6200S 1250E		0.6	10	10.0		S1 R-10 6400S 2350E		<0.1	<5	10.0	
S1 R-10 6200S 1200E		0.5	<5	10.0		S1 R-10 6400S 2300E		<0.1	<5	10.0	
S1 R-10 6200S 1150E		0.2	<5	10.0		S1 R-10 6400S 2250E		0.1	<5	10.0	
S1 R-10 6200S 1100E		0.2	<5	10.0		S1 R-10 6400S 2200E		<0.1	<5	10.0	
S1 R-10 6200S 1050E		0.8	5	10.0		S1 R-10 6400S 2150E		0.1	<5	10.0	
S1 R-10 6200S 1000E		0.9	10	8.0		S1 R-10 6400S 2100E		<0.1	<5	10.0	

Bondar-Clegg & Company Ltd
130 Pemberton Ave
North Vancouver B C
Canada V7P 2R5
Phone (604) 985-0681
Telex 04-352667

BONDAR-CLEGG

Geochemical Lab Report

REPORT: 127-6179 | SOUTH GRID | PROJECT: RAM | PAGE 4

SAMPLE NUMBER	ELEMENT UNITS	Ag PPM	Au PPB	Au/wt G	Au/wt G	SAMPLE NUMBER	ELEMENT UNITS	Ag PPM	Au PPB	Au/wt G	Au/wt G
S1 R-10 6400S 2050E		0.1	<5	10.0		S1 R-10 6600S 3000E		0.5	5	10.0	
S1 R-10 6400S 2000E		0.1	<5	10.0		S1 R-10 6600S 2950E		0.6	<5	10.0	
S1 R-10 6400S 1950E		1.3	<5		10.0	S1 R-10 6600S 2900E		0.5	<5	10.0	
S1 R-10 6400S 1900E		<0.1	<5	10.0		S1 R-10 6600S 2850E		0.5	<5	10.0	
S1 R-10 6400S 1850E		0.3	<5	10 0		S1 R-10 6600S 2800E		0.6	<5	10.0	
S1 R-10 6400S 1800E		0.1	<5	10.0		S1 R-10 6600S 2750E		0.5	<5	10 0	
S1 R-10 6400S 1750E		0.1	<5	10.0		S1 R-10 6600S 2700E		0.8	<5	10 0	
S1 R-10 6400S 1700E		0.1	15	10.0		S1 R-10 6600S 2650E		0.6	<5	10 0	
S1 R-10 6400S 1650E		0.1	<5	10.0		S1 R-10 6600S 2600E		0.7	<5	10.0	
S1 R-10 6400S 1600E		0.4	<5	10.0		S1 R-10 6600S 2550E		1.0	<5	10.0	
S1 R-10 6400S 1550E		0.1	<5	10.0		S1 R-10 6600S 2500E		0.8	<5	10.0	
S1 R-10 6400S 1500E		0.1	<5	10.0		S1 R-10 6600S 2450E		0.7	<5	10.0	
S1 R-10 6400S 1450E		0.1	<5	10.0		S1 R-10 6600S 2400E		0.3	<5	10.0	
S1 R-10 6400S 1400E		0.4	<5	10.0		S1 R-10 6600S 2350E		0.5	<5	2.0	8.0
S1 R-10 6400S 1350E		0.6	10	10.0		S1 R-10 6600S 2300E		0.5	<5	10.0	
S1 R-10 6400S 1300E		0.2	<5	10.0		S1 R-10 6600S 2250E		0.4	<5	10.0	
S1 R-10 6400S 1250E		0.2	<5	3.0	7.0	S1 R-10 6600S 2200E		0.5	<5	10.0	
S1 R-10 6400S 1200E		0.1	<5	10.0		S1 R-10 6600S 2150E		0.2	<5	10.0	
S1 R-10 6400S 1150E		0.6	<5	10.0		S1 R-10 6600S 2100E		0.1	<5	10.0	
S1 R-10 6400S 1100E		0.8	<5	10.0		S1 R-10 6600S 2050E		0.2	<5	10.0	
S1 R-10 6400S 1050E		1.1	<5	3.0	7.0	S1 R-10 6600S 2000E		0.2	<5	10.0	
S1 R-10 6400S 1000E		0.9	<5	10.0		S1 R-10 6600S 1950E		0.2	<5	10.0	
S1 R-10 6400S 0950E		1.2	5	3.0	7.0	S1 R-10 6600S 1900E		<0.1	<5	10.0	
S1 R-10 6400S 0900E		1.0	<5	10.0		S1 R-10 6600S 1850E		0.2	<5	10.0	
S1 R-10 6400S 0850E		0.6	<5	10.0		S1 R-10 6600S 1800E		0.1	<5	10.0	
S1 R-10 6400S 0800E		1.1	<5	10.0		S1 R-10 6600S 1750E		0.3	<5	10.0	
S1 R-10 6400S 0750E		0.7	<5	5.0		S1 R-10 6600S 1700E		0.4	<5	10.0	
S1 R-10 6400S 0700E		0.3	5	10.0		S1 R-10 6600S 1650E		0.7	<5	10.0	
S1 R-10 6400S 0650E		0.5	<5	10 0		S1 R-10 6600S 1600E		0.3	10	10.0	
S1 R-10 6400S 0600E		0.3	<5	10.0		S1 R-10 6600S 1550E		0.2	<5	10.0	
S1 R-10 6400S 0550E		0.3	10	10.0		S1 R-10 6600S 1500E		1.7	15	10.0	
S1 R-10 6400S 0500E		0.3	<5	10.0		S1 R-10 6600S 1450E		0.4	<5	10.0	
S1 R-10 6400S 0450E		0.3	<5	10.0		S1 R-10 6600S 1400E		0.4	<5	10.0	
S1 R-10 6400S 0400E		0.5	<5	10.0		S1 R-10 6600S 1350E		0.2	<5	7.0	
S1 R-10 6600S 3300E		0.6	<5	10.0		S1 R-10 6600S 1300E		0.3	<5	10.0	
S1 R-10 6600S 3250E		0.5	<5	10.0		S1 R-10 6600S 1250E		0.9	<5	8.0	
S1 R-10 6600S 3200E		0.5	<5	10.0		S1 R-10 6600S 1200E		0.5	<5	10.0	
S1 R-10 6600S 3150E		0.5	<5	10.0		S1 R-10 6600S 1150E		0.5	<5	10.0	
S1 R-10 6600S 3100E		0.4	<5	10.0		S1 R-10 6600S 1100E		0.6	<5	10.0	
S1 R-10 6600S 3050E		0.4	<5	10.0		S1 R-10 6600S 1050E		4.1	15	10.0	

Bondar-Clegg & Company Ltd
130 Pemberton Ave
North Vancouver B C
Canada V7P 2R5
Phone (604) 985-0681
Telex 04-352667

BONDAR-CLEGG

Geochemical Lab Report

REPORT: 127-6179 | SOUTH GRID | PROJECT: RAM | PAGE 5

SAMPLE NUMBER	ELEMENT UNITS	Ag PPM	Au PPB	Au/wt G	Au/wt G	SAMPLE NUMBER	ELEMENT UNITS	Ag PPM	Au PPB	Au/wt G	Au/wt G
S1 R-10 6600S 1000E		1.6	10	10.0		S1 R-10 6800S 1900E		0.2	<5	10.0	
S1 R-10 6600S 0950E		0.9	5	10.0		S1 R-10 6800S 1850E		0.1	<5	10.0	
S1 R-10 6600S 0900E		1.0	<5	10.0		S1 R-10 6800S 1800E		0.2	<5	10.0	
S1 R-10 6600S 0850E		0.7	<5	10.0		S1 R-10 6800S 1750E		0.2	<5	10.0	
S1 R-10 6600S 0800E		0.4	<5	10.0		S1 R-10 6800S 1500E		0.2	<5	10.0	
S1 R-10 6600S 0750E		0.5	<5	10.0		S1 R-10 6800S 1400E		0.3	<5	10.0	
S1 R-10 6600S 0700E		0.3	<5	10.0		S1 R-10 6800S 1350E		0.2	<5	10.0	
S1 R-10 6600S 0650E		0.3	<5	10.0		S1 R-10 6800S 1300E		0.3	<5	10.0	
S1 R-10 6600S 0600E		0.3	<5	10.0		S1 R-10 6800S 1250E		0.1	<5	10.0	
S1 R-10 6600S 0550E		0.4	<5	10.0		S1 R-10 6800S 1200E		1.5	<5	10.0	
S1 R-10 6600S 0500E		0.3	<5	10.0		S1 R-10 6800S 1150E		1.0	<5	3.0	7.0
S1 R-10 6600S 0450E		0.2	<5	10.0		S1 R-10 6800S 1100E		0.3	<5	7.0	
S1 R-10 6600S 0400E		0.4	<5	10.0		S1 R-10 6800S 1050E		2.4	15	10.0	
S1 R-10 6800S 3300E		0.4	<5	10.0		S1 R-10 6800S 0950E		0.2	5	10.0	
S1 R-10 6800S 3250E		0.3	<5	10.0		S1 R-10 6800S 0900E		0.2	<5	10.0	
S1 R-10 6800S 3200E		0.3	<5	10.0		S1 R-10 6800S 0850E		0.3	<5	10.0	
S1 R-10 6800S 3150E		0.2	<5	10.0		S1 R-10 6800S 0800E		0.2	<5	10.0	
S1 R-10 6800S 3100E		0.3	<5	10.0		S1 R-10 6800S 0750E		0.3	<5	10.0	
S1 R-10 6800S 3050E		0.3	<5	10.0		S1 R-10 6800S 0700E		0.1	<5	10.0	
S1 R-10 6800S 3000E		0.5	<5	10.0		S1 R-10 6800S 0650E		0.1	<5	10.0	
S1 R-10 6800S 2950E		0.4	<5	10.0		S1 R-10 6800S 0600E		0.1	<5	10.0	
S1 R-10 6800S 2900E		0.2	<5	10.0		S1 R-10 6800S 0550E		0.2	<5	10.0	
S1 R-10 6800S 2850E		0.3	<5	10.0		S1 R-10 6800S 0500E		0.3	<5	10.0	
S1 R-10 6800S 2800E		0.2	<5	10.0		S1 R-10 6800S 0450E		0.2	<5	10.0	
S1 R-10 6800S 2750E		0.2	<5	10.0		S1 R-10 6800S 0400E		0.2	<5	10.0	
S1 R-10 6800S 2700E		0.2	<5	10.0		S1 R-10 7000S 3100E		0.1	<5	10.0	
S1 R-10 6800S 2650E		0.3	<5	10.0		S1 R-10 7000S 3050E		0.2	<5	10.0	
S1 R-10 6800S 2600E		0.2	<5	10.0		S1 R-10 7000S 3000E		0.2	<5	10.0	
S1 R-10 6800S 2550E		0.2	<5	10.0		S1 R-10 7000S 2950E		0.2	<5	10.0	
S1 R-10 6800S 2500E		0.4	<5	10.0		S1 R-10 7000S 2850E		0.2	<5	10.0	
S1 R-10 6800S 2450E		0.3	<5	10.0		S1 R-10 7000S 2800E		0.1	<5	10.0	
S1 R-10 6800S 2400E		0.3	<5	10.0		S1 R-10 7000S 2750E		0.4	<5	10.0	
S1 R-10 6800S 2350E		0.5	<5	10.0		S1 R-10 7000S 2650E		0.3	<5	10.0	
S1 R-10 6800S 2300E		0.3	<5	10.0		S1 R-10 7000S 2600E		0.2	<5	10.0	
S1 R-10 6800S 2250E		0.4	<5	10.0		S1 R-10 7000S 2550E		0.3	<5	10.0	
S1 R-10 6800S 2200E		0.5	<5	10.0		S1 R-10 7000S 2500E		0.3	<5	10.0	
S1 R-10 6800S 2150E		0.1	<5	10.0		S1 R-10 7000S 2450E		0.3	<5	10.0	
S1 R-10 6800S 2100E		0.2	<5	6.0		S1 R-10 7000S 2400E		0.1	<5	10.0	
S1 R-10 6800S 2050E		0.2	<5	10.0		S1 R-10 7000S 2350E		0.1	<5	10.0	
S1 R-10 6800S 1950E		0.2	<5	10.0		S1 R-10 7000S 2300E		0.1	<5	10.0	

Bondar-Clegg & Company Ltd
130 Pemberton Ave
North Vancouver B C
Canada V7P 2R5
Phone (604) 985-0681
Telex 04-352667

BONDAR-CLEGG

Geochemical Lab Report

REPORT: 127-6179 | SOUTH GRID | PROJECT. RAM | PAGE 6

SAMPLE NUMBER	ELEMENT UNITS	Ag PPM	Au PPB	Au/wt G	Au/wt G	SAMPLE NUMBER	ELEMENT UNITS	Ag PPM	Au PPB	Au/wt G	Au/wt G
S1 R-10 7000S 2250E		0.1	<5	10.0		S1 R-10 7200S 2850E		0 2	5	10.0	
S1 R-10 7000S 2200E		0.1	<5	10.0		S1 R-10 7200S 2800E		0 1	5	10.0	
S1 R-10 7000S 2150E		0.2	<5	10.0		S1 R-10 7200S 2750E		0 2	<5	10.0	
S1 R-10 7000S 2100E		0.3	10	10.0		S1 R-10 7200S 2700E		0.3	<5	10 0	
S1 R-10 7000S 2050E		0.3	<5	10.0		S1 R-10 7200S 2600E		0 2	<5	10.0	
S1 R-10 7000S 2000E		0.2	<5	10.0		S1 R-10 7200S 2500E		0.1	<5	10.0	
S1 R-10 7000S 1950E		0.2	<5	10.0		S1 R-10 7200S 2450E		<0.1	<5	10.0	
S1 R-10 7000S 1900E		0.1	<5	10.0		S1 R-10 7200S 2400E		0.1	<5	10.0	
S1 R-10 7000S 1850E		<0.1	<5	10.0		S1 R-10 7200S 2350E		<0.1	<5	10.0	
S1 R-10 7000S 1750E		<0.1	20	8.0		S1 R-10 7200S 2300E		<0.1	<5	10.0	
S1 R-10 7000S 1650E		0.1	<5	10.0		S1 R-10 7200S 2250E		0.1	<5	10.0	
S1 R-10 7000S 1600E		0.1	<5	10.0		S1 R-10 7200S 2200E		0.1	<5	10.0	
S1 R-10 7000S 1550E		0.1	<5	10.0		S1 R-10 7200S 2150E		0.1	<5	10.0	
S1 R-10 7000S 1500E		0.3	<5	10.0		S1 R-10 7200S 2100E		0.1	<5	10.0	
S1 R-10 7000S 1450E		0.2	<5	6.0		S1 R-10 7200S 2050E		0.3	<5	10.0	
S1 R-10 7000S 1400E		0.2	<5	8.0		S1 R-10 7200S 2000E		0.1	<5	10.0	
S1 R-10 7000S 1350E		0.8	<5	8.0		S1 R-10 7200S 1950E		0.2	<5	10.0	
S1 R-10 7000S 1300E		0.4	<5	10.0		S1 R-10 7200S 1900E		0.1	<5	10.0	
S1 R-10 7000S 1250E		1.9	<5	10.0		S1 R-10 7200S 1850E		<0.1	<5	10.0	
S1 R-10 7000S 1200E		<0.1	<5	10.0		S1 R-10 7200S 1800E		0.1	<5	10.0	
S1 R-10 7000S 1150E		<0.1	5	10.0		S1 R-10 7200S 1750E		0.1	<5	10.0	
S1 R-10 7000S 1100E		0.1	<5	10.0		S1 R-10 7200S 1700E		0.1	<5	10.0	
S1 R-10 7000S 1050E		0.2	<5	10.0		S1 R-10 7200S 1650E		0.1	<5	10.0	
S1 R-10 7000S 1000E		<0.1	<5	10.0		S1 R-10 7200S 1600E		0.1	<5	10.0	
S1 R-10 7000S 0950E		0.1	<5	10.0		S1 R-10 7200S 1550E		0.2	<5	10.0	
S1 R-10 7000S 0900E		<0.1	<5	10.0		S1 R-10 7200S 1500E		<0.1	<5	10.0	
S1 R-10 7000S 0850E		<0.1	<5	10.0		S1 R-10 7200S 1450E		0.3	<5	10.0	
S1 R-10 7000S 0800E		<0.1	10	10.0		S1 R-10 7200S 1400E		0.1	5	10.0	
S1 R-10 7000S 0750E		<0.1	<5	10 0		S1 R-10 7200S 1350E		0.1	<5	10.0	
S1 R-10 7000S 0700E		0.1	<5	10.0		S1 R-10 7200S 1300E		0.1	<5	5.0	
S1 R-10 7000S 0650E		<0.1	<5	10.0		S1 R-10 7200S 1250E		0.2	<5	10.0	
S1 R-10 7000S 0600E		0.1	<5	10.0		S1 R-10 7200S 1200E		0.2	15	10.0	
S1 R-10 7000S 0550E		<0.1	<5	10.0		S1 R-10 7200S 1150E		<0.1	<5	10 0	
S1 R-10 7000S 0500E		0.1	<5	10.0		S1 R-10 7200S 1100E		<0.1	<5	10.0	
S1 R-10 7000S 0450E		<0.1	<5	10.0		S1 R-10 7200S 1050E		<0.1	<5	10.0	
S1 R-10 7000S 0400E		0.2	<5	10.0		S1 R-10 7200S 1000E		0.1	<5	10.0	
S1 R-10 7200S 3300E		0.1	<5	10.0		S1 R-10 7200S 0950E		<0.1	<5	10.0	
S1 R-10 7200S 3200E		0.2	<5	10.0		S1 R-10 7200S 0900E		<0.1	<5	10.0	
S1 R-10 7200S 3150E		0.2	<5	10.0		S1 R-10 7200S 0850E		<0.1	<5	10.0	
S1 R-10 7200S 2900E		0.2	<5	10.0		S1 R-10 7200S 0800E		<0.1	<5	10.0	

Bondar-Clegg & Company Ltd
130 Pemberton Ave
North Vancouver B C
Canada V7P 2R5
Phone (604) 985-0681
Telex 04-352667

BONDAR-CLEGG

Geochemical Lab Report

PORT: 127-6179 | SOUTH GRID | PROJECT RAM | PAGE 7

SAMPLE NUMBER	ELEMENT UNITS	Aq PPM	Au PPB	Au/wt G	Au/wt G	SAMPLE NUMBER	ELEMENT UNITS	Aq PPM	Au PPB	Au/wt G	Au/wt G
S1 R-10 7200S 0750E		0.1	<5	10 0		S1 R-10 7400S 1300E		0 2	<5	7 0	
R-10 7200S 0700E		<0.1	<5	10 0		S1 R-10 7400S 1250E		0.1	<5	10.0	
R-10 7200S 0650E		<0.1	<5	10.0		S1 R-10 7400S 1200E		0.2	<5	10.0	
S1 R-10 7200S 0600E		<0.1	<5	10.0		S1 R-10 7400S 1150E		0.1	<5	10.0	
R-10 7200S 0550E		<0.1	<5	10.0		S1 R-10 7400S 1100E		0.1	<5	10.0	
S1 R-10 7200S 0500E		0.1	<5	10 0		S1 R-10 7400S 1050E		<0.1	5	5.0	
S1 R-10 7200S 0450E		0.4	<5	10.0		S1 R-10 7400S 1000E		0.2	<5	10 0	
R-10 7200S 0400E		0.2	<5	10.0		S1 R-10 7400S 0950E		0.9	5	5.0	
R-10 7400S 3100E		0.2	15	10.0		S1 R-10 7400S 0900E		0.1	<5	10 0	
S1 R-10 7400S 3050E		0.2	<5	10.0		S1 R-10 7400S 0850E		0.1	<5	10.0	
R-10 7400S 3000E		0.1	<5	10.0		S1 R-10 7400S 0800E		0.1	<5	10.0	
S1 R-10 7400S 2950E		0.1	<5	10.0		S1 R-10 7400S 0750E		<0.1	<5	10.0	
R-10 7400S 2900E		0.1	<5	10.0		S1 R-10 7400S 0700E		0.1	<5	10.0	
R-10 7400S 2850E		0.1	<5	10.0		S1 R-10 7400S 0650E		0.1	<5	10.0	
S1 R-10 7400S 2800E		0.2	<5	10.0		S1 R-10 7400S 0600E		<0.1	<5	10.0	
10 7400S 2750E		0.3	<5	10.0		S1 R-10 7400S 0550E		0.2	<5	10 0	
R-10 7400S 2700E		0.1	<5	10.0		S1 R-10 7400S 0500E		0.6	5	10.0	
S1 R-10 7400S 2650E		0.2	<5	10.0		S1 R-10 7400S 0450E		0.6	<5	10.0	
R-10 7400S 2550E		0.2	<5	10.0		S1 R-10 7400S 0400E		0.1	<5	10.0	
R-10 7400S 2450E		0.1	<5	10.0		S1 R-10 7600S 3000E		0.2	<5	10.0	
S1 R-10 7400S 2400E		0.8	<5	10.0		S1 R-10 7600S 2950E		0.2	<5	10.0	
R-10 7400S 2350E		0.1	<5	10.0		S1 R-10 7600S 2900E		0.1	<5	10.0	
S1 R-10 7400S 2300E		<0.1	<5	10.0		S1 R-10 7600S 2850E		0.3	<5	10.0	
S1 R-10 7400S 2250E		<0.1	<5	10.0		S1 R-10 7600S 2800E		0.3	<5	10.0	
R-10 7400S 2200E		<0.1	<5	10.0		S1 R-10 7600S 2750E		0.1	<5	10.0	
S1 R-10 7400S 2150E		0.2	<5	10 0		S1 R-10 7600S 2700E		0.2	<5	10.0	
R-10 7400S 2100E		0.2	10	10 0		S1 R-10 7600S 2650E		<0 1	<5	10.0	
R-10 7400S 2050E		0.2	<5	10.0		S1 R-10 7600S 2500E		0 1	5	10 0	
S1 R-10 7400S 2000E		0.2	<5	10.0		S1 R-10 7600S 2450E		0.1	<5	10.0	
S1 R-10 7400S 1950E		0.2	<5	10.0		S1 R-10 7600S 2400E		0.1	<5	10.0	
S1 R-10 7400S 1900E		0.2	<5	10.0		S1 R-10 7600S 2350E		0.2	<5	10.0	
S1 R-10 7400S 1850E		0.1	<5		10.0	S1 R-10 7600S 2300E		<0.1	<5	10.0	
R-10 7400S 1750E		0.3	<5	10.0		S1 R-10 7600S 2250E		0.1	<5	10.0	
R-10 7400S 1700E		0.3	<5	10.0		S1 R-10 7600S 2200E		<0.1	<5	10 0	
S1 R-10 7400S 1650E		0.5	<5	10.0		S1 R-10 7600S 2150E		<0.1	<5	10 0	
R-10 7400S 1550E		0.3	<5	10.0		S1 R-10 7600S 2100E		0.1	<5	10.0	
S1 R-10 7400S 1500E		0.2	10	10.0		S1 R-10 7600S 2050E		0.2	<5	10.0	
10 7400S 1450E		0.3	<5	10.0		S1 R-10 7600S 2000E		0.5	<5	10.0	
R-10 7400S 1400E		0.3	5	10.0		S1 R-10 7600S 1950E		0.3	<5	10.0	
S1 R-10 7400S 1350E		0.2	<5	7.0		S1 R-10 7600S 1900E		0.3	<5	10.0	

Bondar-Clegg & Company Ltd
130 Pemberton Ave
North Vancouver B C
Canada V7P 2R5
Phone (604) 985-0681
Telex 04-352667

BONDAR-CLEGG

Geochemical Lab Report

REPORT: 127-6179 | SOUTH GRID | PROJECT: RAM | PAGE 8

SAMPLE NUMBER	ELEMENT UNITS	Ag PPM	Au PPB	Au/wt G	Au/wt G	SAMPLE NUMBER	ELEMENT UNITS	Ag PPM	Au PPB	Au/wt G	Au/wt G
S1 R-10 7600S 1850E		0.3	<5	10.0		S1 R-10 7800S 2500E		0 6	<5	10.0	
R-10 7600S 1800E		3 9	15	10.0		S1 R-10 7800S 2450E		0.4	<5	10 0	
R-10 7600S 1750E		2 3	10	10.0		S1 R-10 7800S 2400E		0.4	<5	10 0	
S1 R-10 7600S 1700E		0.6	<5	10 0		S1 R-10 7800S 2350E		0 2	<5	10.0	
R-10 7600S 1650E		0.7	<5	10 0		S1 R-10 7800S 2250E		0.3	<5	10.0	
S1 R-10 7600S 1600E		0.4	<5	10.0		S1 R-10 7800S 2200E		0.2	<5	10.0	
S1 R-10 7600S 1550E		0.4	<5	10.0		S1 R-10 7800S 2150E		0.2	<5	10.0	
R-10 7600S 1450E		0.3	<5	10.0		S1 R-10 7800S 2100E		0.5	<5	10 0	
S1 R-10 7600S 1400E		0.6	5	10.0		S1 R-10 7800S 2050E		0.4	<5	10.0	
S1 R-10 7600S 1350E		0.8	10	10.0		S1 R-10 7800S 2000E		0.4	<5	10.0	
R-10 7600S 1300E		0.3	5	10.0		S1 R-10 7800S 1950E		0.3	<5	10.0	
S1 R-10 7600S 1250E		0.4	<5	10.0		S1 R-10 7800S 1900E		0.2	<5	10 0	
R-10 7600S 1200E		0.3	<5	10.0		S1 R-10 7800S 1850E		0.4	<5	10.0	
R-10 7600S 1150E		0.3	<5	10.0		S1 R-10 7800S 1800E		0.3	<5	10.0	
S1 R-10 7600S 1100E		0.3	5	10.0		S1 R-10 7800S 1750E		0.4	<5	10.0	
10 7600S 1050E		0.3	<5	10.0		S1 R-10 7800S 1700E		0.3	<5	10.0	
R-10 7600S 1000E		1.7	<5	10.0		S1 R-10 7800S 1600E		0.3	<5	10.0	
S1 R-10 7600S 0950E		0.6	5	10.0		S1 R-10 7800S 1550E		0.2	<5	10.0	
R-10 7600S 0900E		0.6	<5	10.0		S1 R-10 7800S 1500E		0.3	<5	10.0	
R-10 7600S 0850E		0.9	<5	10.0		S1 R-10 7800S 1450E		0.2	<5	10.0	
R-10 7600S 0800E		0.5	<5	10.0		S1 R-10 7800S 1400E		0.3	<5	10.0	
R-10 7600S 0750E		0.2	<5	10.0		S1 R-10 7800S 1350E		0.4	<5	10.0	
S1 R-10 7600S 0700E		0.2	<5	10.0		S1 R-10 7800S 1300E		0.2	<5	10.0	
S1 R-10 7600S 0650E		0.6	<5	10.0		S1 R-10 7800S 1250E		0.4	<5	10.0	
R-10 7600S 0600E		0.3	10	10.0		S1 R-10 7800S 1200E		0.3	<5	10.0	
S1 R-10 7600S 0550E		0.4	<5	10 0		S1 R-10 7800S 1150E		0 4	<5	10.0	
R-10 7600S 0500E		2.6	10	10.0		S1 R-10 7800S 1100E		0.7	<5	10.0	
R-10 7600S 0450E		0.5	<5	10.0		S1 R-10 7800S 1050E		0.3	<5	10.0	
S1 R-10 7600S 0400E		0.3	5	10.0		S1 R-10 7800S 1000E		0.5	<5	10 0	
S1 R-10 7800S 3100E		0.3	<5	10.0		S1 R-10 7800S 0950E		0.6	<5	10.0	
S1 R-10 7800S 3050E		0.3	<5	5.0		S1 R-10 7800S 0900E		<0.1	<5	10.0	
S1 R-10 7800S 3000E		0.1	<5	4.0	6.0	S1 R-10 7800S 0850E		0.1	<5	10.0	
R-10 7800S 2950E		0.2	<5	10.0		S1 R-10 7800S 0800E		0.8	<5	10.0	
R-10 7800S 2850E		0.5	<5	10.0		S1 R-10 7800S 0750E		<0.1	<5	10.0	
S1 R-10 7800S 2800E		0.3	<5	10.0		S1 R-10 7800S 0700E		<0.1	<5	10.0	
R-10 7800S 2750E		0.4	<5	10.0		S1 R-10 7800S 0650E		<0.1	<5	10.0	
S1 R-10 7800S 2700E		0.4	<5	10.0		S1 R-10 7800S 0600E		<0.1	<5	10.0	
10 7800S 2650E		0.3	15	10.0		S1 R-10 7800S 0550E		0.1	<5	10.0	
R-10 7800S 2600E		0.4	<5	10 0		S1 R-10 7800S 0500E		0.1	<5	10.0	
R-10 7800S 2550E		0.3	<5	10.0		S1 R-10 7800S 0450E		0.2	<5	10.0	

Bondar-Clegg & Company Ltd
130 Pemberton Ave
North Vancouver B C
Canada V7P 2R5
Phone (604) 985-0681
Telex 04-352667

BONDAR-CLEGG

Geochemical Lab Report

REPORT: 127-6179 | MAT GRID | PROJECT: RAM | PAGE 9

SAMPLE NUMBER	ELEMENT UNITS	Ag PPM	Au PPB	Au/wt G	Au/wt G	SAMPLE NUMBER	ELEMENT UNITS	Ag PPM	Au PPB	Au/wt G	Au/wt G
S1 R-10 7800S 0400E		<0.1	<5	10.0		S1 R-10 200W 4550S		0.4	<5	10 0	
S1 R-10 200W 6500S		<0.1	<5	10.0		S1 R-10 200W 4500S		0 8	<5	10 0	
S1 R-10 200W 6450S		0.1	<5	10.0		S1 R-10 400W 6500S		<0 1	<5	10 0	
S1 R-10 200W 6400S		1.0	<5	10.0		S1 R-10 400W 6450S		0.1	<5		10 0
S1 R-10 200W 6350S		1.8	<5	10.0		S1 R-10 400W 6400S		0.1	<5	5.0	
S1 R-10 200W 6300S		0.2	<5	10.0		S1 R-10 400W 6350S		0.5	<5	10.0	
S1 R-10 200W 6250S		0.5	<5	10.0		S1 R-10 400W 6300S		0.3	<5	10.0	
S1 R-10 200W 6200S		0.1	<5	10.0		S1 R-10 400W 6250S		0.2	<5	10.0	
S1 R-10 200W 6150S		0.2	<5	10.0		S1 R-10 400W 6200S		<0.1	<5	10.0	
S1 R-10 200W 6100S		0.4	<5	10.0		S1 R-10 400W 6150S		0.2	<5	10.0	
S1 R-10 200W 6050S		0.1	<5	10.0		S1 R-10 400W 6100S		0.2	<5	10.0	
S1 R-10 200W 6000S		0.7	<5	10.0		S1 R-10 400W 6050S		0.1	<5	10.0	
S1 R-10 200W 5950S		0.3	<5	10.0		S1 R-10 400W 6000S		0.4	<5	10.0	
S1 R-10 200W 5900S		0.2	<5	10.0		S1 R-10 400W 5950S		0.9	<5	9.0	
S1 R-10 200W 5850S		0.1	<5	10.0		S1 R-10 400W 5900S		0.4	<5	10.0	
S1 R-10 200W 5800S		<0.1	<5	10.0		S1 R-10 400W 5850S		0.2	<5	10.0	
S1 R-10 200W 5750S		0.2	<5	10.0		S1 R-10 400W 5800S		0.2	<5	10.0	
S1 R-10 200W 5700S		0.2	<5	10.0		S1 R-10 400W 5750S		0.2	<5	10.0	
S1 R-10 200W 5650S		0.3	<5	10.0		S1 R-10 400W 5700S		0.1	<5	10.0	
S1 R-10 200W 5600S		0.1	<5	10.0		S1 R-10 400W 5650S		0.3	<5	10.0	
S1 R-10 200W 5550S		0.3	<5	10.0		S1 R-10 400W 5600S		0.1	<5	10.0	
S1 R-10 200W 5500S		0.1	<5	10.0		S1 R-10 400W 5550S		0.1	<5	10.0	
S1 R-10 200W 5450S		0.2	<5	10.0		S1 R-10 400W 5500S		0.2	<5	10.0	
S1 R-10 200W 5400S		0.3	<5	10.0		S1 R-10 600W 6500S		0.3	<5	10.0	
S1 R-10 200W 5350S		0.1	<5	10.0		S1 R-10 600W 6450S		0.1	<5	10.0	
S1 R-10 200W 5300S		0.7	<5	10.0		S1 R-10 600W 6400S		0.2	<5	10.0	
S1 R-10 200W 5250S		0.5	<5	10.0		S1 R-10 600W 6350S		0.1	<5	10.0	
S1 R-10 200W 5200S		0 1	<5	10.0		S1 R-10 600W 6300S		0 2	<5	10.0	
S1 R-10 200W 5150S		0.2	<5	10 0		S1 R-10 600W 6250S		0.5	<5	10.0	
S1 R-10 200W 5100S		0.2	<5	10 0		S1 R-10 600W 6200S		0.3	<5		10.0
S1 R-10 200W 5050S		<0.1	<5	10.0		S1 R-10 600W 6150S		0.3	<5	10.0	
S1 R-10 200W 5000S		0.8	<5	10 0		S1 R-10 600W 6100S		0 6	<5	5.0	
S1 R-10 200W 4950S		0.4	<5	10.0		S1 R-10 600W 6050S		0.3	<5	5.0	
S1 R-10 200W 4900S		0.3	<5	10.0		S1 R-10 600W 6000S		0.4	<5	10 0	
S1 R-10 200W 4850S		0.3	<5	10.0		S1 R-10 600W 5950S		0.3	<5	10.0	
S1 R-10 200W 4800S		0.8	<5	10.0		S1 R-10 600W 5900S		0.5	<5	10.0	
S1 R-10 200W 4750S		0.3	<5	10.0		S1 R-10 600W 5850S		0.5	<5	10.0	
S1 R-10 200W 4700S		0.3	<5	10.0		S1 R-10 600W 5800S		1.0	<5	5.0	
S1 R-10 200W 4650S		0.1	<5	10.0		S1 R-10 600W 5750S		1.9	5	10.0	
S1 R-10 200W 4600S		0.4	<5	10.0		S1 R-10 600W 5700S		0.4	<5	10.0	

Bondar-Clegg & Company Ltd
130 Pemberton Ave
North Vancouver B C
Canada V7P 2R5
Phone (604) 985-0681
Telex 04-352667

BONDAR-CLEGG

Geochemical Lab Report

PORT: 127-6179 | MAT GRID | PROJECT: RAM | PAGE 10

SAMPLE NUMBER	ELEMENT UNITS	Ag PPM	Au PPB	Au/wt G	Au/wt G
S1 R-10 600W 5650S		1.0	<5	10.0	
R-10 600W 5600S		1.2	5	10.0	
R-10 600W 5550S		0.7	<5	10.0	

Bondar-Clegg & Company Ltd
130 Pemberton Ave
North Vancouver B C
Canada V7P 2R5
Phone (604) 985 0681
Telex 04 352667

BONDAR-CLEGG

Geochemical Lab Report

SEPT 22. 8

REPORT 127-6713 (Complete) | RAM _ SHip #11 | PROJECT RAM | PAGE 1

SAMPLE NUMBER	ELEMENT UNITS	Ag PPM	Au PPB	SAMPLE NUMBER	ELEMENT UNITS	Ag PPM	Au PPB
S1 R-11 600N 000E		1 5	5	**BEAR GRID** S1 R-11 600N 0650W		0 2	5
S1 R-11 600N 0050E		0 6	<5	S1 R-11 600N 0700W		0 2	<5
S1 R-11 600N 0100E		0 3	5	S1 R-11 600N 0750W		0.3	<5
S1 R-11 600N 0150E		0 2	<5	S1 R-11 600N 0800W		0 2	<5
S1 R-11 600N 0200E		<0 1	<5	S1 R-11 600N 0850W		0 2	<5
S1 R-11 600N 0250E		0 3	10	S1 R-11 600N 0900W		0 2	5
S1 R-11 600N 0300E		0 3	<5	S1 R-11 600N 0950W		0 4	<5
S1 R-11 600N 0350E		<0 1	<5	S1 R-11 600N 1000W		0 4	<5
S1 R-11 600N 0400E		0 1	5	S1 R-11 800N 000E		0 1	<5
S1 R-11 600N 0450E		0 2	5	S1 R-11 800N 050E		0 2	<5
S1 R-11 600N 0500E		0.1	<5	S1 R-11 800N 100E		0.2	<5
S1 R-11 600N 0550E		0.1	<5	S1 R-11 800N 150E		<0 1	<5
S1 R-11 600N 0600E		0.2	<5	S1 R-11 800N 200E		0 3	<5
S1 R-11 600N 0650E		0.2	5	S1 R-11 800N 250E		0 1	5
S1 R-11 600N 0700E		0 8	35	S1 R-11 800N 300E		0.3	<5
S1 R-11 600N 0750E		0 9	10	S1 R-11 800N 350E		<0 1	5
S1 R-11 600N 0800E		0.1	5	S1 R-11 800N 400E		<0 1	<5
S1 R-11 600N 0850E		0.1	<5	S1 R-11 800N 450E		<0.1	<5
S1 R-11 600N 0900E		0.2	<5	S1 R-11 800N 500E		<0.1	<5
S1 R-11 600N 0950E		0.2	<5	S1 R-11 800N 550E		<0.1	<5
S1 R-11 600N 1000E		0.2	<5	S1 R-11 800N 600E		<0.1	<5
S1 R-11 600N 1050E		<0 1	<5	S1 R-11 800N 650E		<0 1	<5
S1 R-11 600N 1100E		0 4	<5	S1 R-11 800N 700E		0.1	<5
S1 R-11 600N 1150E		0 1	<5	S1 R-11 800N 750E		0 1	<5
S1 R-11 600N 1200E		<0 1	<5	S1 R-11 800N 800E		0.1	<5
S1 R-11 600N 1250E		<0 1	<5	S1 R-11 800N 0900E		<0 1	<5
S1 R-11 600N 1300E		0 2	<5	S1 R-11 800N 0950E		<0 1	<5
S1 R-11 600N 1350E		0 1	5	S1 R-11 800N 1000E		0 2	<5
S1 R-11 600N 0050W		0 1	<5	S1 R-11 800N 1050E		0 2	<5
S1 R-11 600N 0100W		0 1	<5	S1 R-11 800N 1100E		0 1	<5
S1 R-11 600N 0150W		0 7	10	S1 R-11 800N 1150E		<0 1	<5
S1 R-11 600N 0200W		<0 1	<5	S1 R-11 800N 1200E		0 1	<5
S1 R-11 600N 0250W		0 4	10	S1 R-11 800N 1250E		<0 1	<5
S1 R-11 600N 0300W		0 7	5	S1 R-11 800N 1300E		0 3	<5
S1 R-11 600N 0350W		0 2	<5	S1 R-11 800N 1350E		<0 1	<5
S1 R-11 600N 0400W		0 1	5	S1 R-11 800N 050W		0 1	<5
S1 R-11 600N 0450W		0 5	35	S1 R-11 800N 100W		0 2	50
S1 R-11 600N 0500W		0 2	<5	S1 R-11 800N 150W		0.1	<5
S1 R-11 600N 0550W		0.2	<5	S1 R-11 800N 200W		0 1	<5
S1 R-11 600N 0600W		0.1	50	S1 R-11 800N 250W		<0.1	<5

Bondar-Clegg & Company Ltd
130 Pemberton Ave
North Vancouver B C
Canada V7P 2R5
Phone (604) 985 0681
Telex 04 352667

BONDAR-CLEGG

Geochemical Lab Report

REPORT 127-6713 | **BEAR GRID** | PROJECT RAM | PAGE 2

SAMPLE NUMBER	ELEMENT UNITS	Ag PPM	Au PPB	SAMPLE NUMBER	ELEMENT UNITS	Ag PPM	Au PPB
S1 R-11 800N 300W		<0 1	<5	S1 R-11 1000N 1350E		<0 1	<5
S1 R-11 800N 350W		<0 1	30	S1 R-11 1000N 050W		<0 1	<5
S1 R-11 800N 400W		0 4	<5	S1 R-11 1000N 100W		0 3	5
S1 R-11 800N 500W		0 2	<5	S1 R-11 1000N 150W		<0 1	<5
S1 R-11 800N 550W		0 3	<5	S1 R-11 1000N 200W		<0 1	<5
S1 R-11 800N 600W		0.2	<5	S1 R-11 1000N 250W		0 1	<5
S1 R-11 800N 650W		0 4	10	S1 R-11 1000N 300W		0 2	<5
S1 R-11 800N 700W		0 1	10	S1 R-11 1000N 350W		0.2	<5
S1 R-11 800N 750W		0 3	5	S1 R-11 1000N 400W		0 4	<5
S1 R-11 800N 800W		0 5	10	S1 R-11 1000N 0500W		0 2	15
S1 R-11 800N 850W		0.4	5	S1 R-11 1000N 0550W		0 3	5
S1 R-11 800N 900W		0.4	30	S1 R-11 1000N 0600W		0 4	10
S1 R-11 800N 950W		0.2	<5	S1 R-11 1000N 0650W		0 1	15
S1 R-11 1000N 000E		0.1	<5	S1 R-11 1000N 0700W		0 1	<5
S1 R-11 1000N 0050E		0.9	<5	S1 R-11 1000N 0750W		0 1	<5
S1 R-11 1000N 0100E		0.3	<5	S1 R-11 1000N 0800W		0.1	<5
S1 R-11 1000N 0150E		0.3	<5	S1 R-11 1000N 0850W		0 2	15
S1 R-11 1000N 0200E		0.3	<5	S1 R-11 1000N 0900W		0.1	<5
S1 R-11 1000N 0250E		0.3	<5	S1 R-11 1000N 0950W		0 2	<5
S1 R-11 1000N 0300E		0.3	<5	S1 R-11 1000N 1000W		0.2	<5
S1 R-11 1000N 0350E		0.2	<5	S1 R-11 1000N 1050W		0 1	<5
S1 R-11 1000N 0400E		0 2	<5	S1 R-11 1000N 1100W		0.1	<5
S1 R-11 1000N 0450E		0.1	<5	S1 R-11 1000N 1150W		<0 1	<5
S1 R-11 1000N 0500E		<0.1	<5	S1 R-11 1000N 1200W		0 3	<5
S1 R-11 1000N 0550E		0.3	<5	S1 R-11 1000N 1250W		<0 1	5
S1 R-11 1000N 0600E		0 3	5	S1 R-11 1000N 1300W		<0 1	<5
S1 R-11 1000N 0650E		0 2	<5	S1 R-11 1000N 1350W		<0 1	<5
S1 R-11 1000N 0700E		0 2	<5	S1 R-11 1000N 1400W		0 1	<5
S1 R-11 1000N 0750E		0 1	<5	S1 R-11 1000N 1450W		0 2	<5
S1 R-11 1000N 0800E		0 1	<5	S1 R-11 1000N 1500W		0 1	<5
S1 R-11 1000N 0850E		0 1	<5	S1 R-11 1000N 1550W		0 1	<5
S1 R-11 1000N 0900E		<0.1	<5	S1 R-11 1000N 1600W		0 4	<5
S1 R-11 1000N 0950E		0 1	<5	S1 R-11 1000N 1650W		0 5	<5
S1 R-11 1000N 1000E		0 1	<5	S1 R-11 1000N 1700W		0 3	<5
S1 R-11 1000N 1050E		0 1	<5	S1 R-11 1000N 1750W		0 1	<5
S1 R-11 1000N 1100E		0 1	<5	S1 R-11 1000N 1800W		0 2	<5
S1 R-11 1000N 1150E		0 1	<5	S1 R-11 1000N 1850W		0 1	<5
S1 R-11 1000N 1200E		<0 1	<5	S1 R-11 1000N 1900W		0.3	15
S1 R-11 1000N 1250E		0.2	<5	S1 R-11 1000N 1950W		0.2	5
S1 R-11 1000N 1300E		<0 1	<5	S1 R-11 1000N 2000W		0.3	5

Bondar-Clegg & Company Ltd
130 Pemberton Ave
North Vancouver B C
Canada V7P 2R5
Phone (604) 985 0681
Telex 04 352667

BONDAR-CLEGG

Geochemical Lab Report

REPORT 127-6713 | PROJECT RAM | PAGE 3

SAMPLE NUMBER	ELEMENT UNITS	Ag PPM	Au PPB	
S1 R-11 1200N 000E		<0 1	25	**BEAR GRID**
S1 R-11 1200N 0050E		0 7	5	
S1 R-11 1200N 0100E		0 2	<5	
S1 R-11 1200N 0150E		0 1	<5	
S1 R-11 1200N 0200E		0 2	<5	
S1 R-11 1200N 0250E		0 3	<5	
S1 R-11 1200N 0300E		0 1	<5	
S1 R-11 1200N 0350E		<0 1	<5	
S1 R-11 1200N 0400E		<0.1	<5	
S1 R-11 1200N 0450E		<0 1	<5	
S1 R-11 1200N 0500E		0 2	<5	
S1 R-11 1200N 0550E		0.5	<5	
S1 R-11 1200N 0600E		0 1	<5	
S1 R-11 1200N 0650E		0.1	<5	
S1 R-11 1200N 0700E		0 1	<5	
S1 R-11 1200N 0750E		0 1	<5	
S1 R-11 1200N 0800E		0 1	<5	
S1 R-11 1200N 0850E		<0 1	<5	
S1 R-11 1200N 0900E		0.1	<5	
S1 R-11 1200N 0950E		0.1	<5	
S1 R-11 1200N 1000E		0.1	<5	
S1 R-11 1200N 050W		0.1	10	
S1 R-11 1200N 100W		0.2	<5	
S1 R-11 1200N 150W		<0.1	<5	
S1 R-11 1200N 200W		<0.1	5	
S1 R-11 1200N 250W		0 2	<5	
S1 R-11 1200N 300W		0 1	<5	
S1 R-11 1200N 350W		0 2	5	
S1 R-11 1200N 400W		0 1	5	
S1 R-11 1200N 450W		0 3	<5	
S1 R-11 1200N 500W		0 1	20	
S1 R-11 1200N 550W		0 2	10	
S1 R-11 1200N 600W		0 1	5	
S1 R-11 1200N 650W		0 1	<5	
S1 R-11 1200N 700W		<0.1	<5	
S1 R-11 4700N 2300W		0.7	<5	**VOLE GRID**
S1 R-11 4700N 2350W		1 1	<5	
S1 R-11 4700N 2400W		0.7	<5	
S1 R-11 4700N 2450W		0.9	<5	
S1 R-11 4700N 2500W		1.0	<5	
S1 R-11 4700N 2550W		0 5	<5	
S1 R-11 4700N 2600W		0 8	<5	
S1 R-11 4700N 2650W		0 5	<5	
S1 R-11 4700N 2700W		0 8	5	
S1 R-11 4750N 2425W			<5	
S1 R-11 4750N 2450W			<5	
S1 R-11 4750N 2475W			10	
S1 R-11 4775N 2425W			5	
S1 R-11 4775N 2475W			<5	
S1 R-11 4800N 2425W			<5	
S1 R-11 4800N 2475W			<5	
S1 R-11 4825N 2425W			<5	
S1 R-11 4825N 2450W			20	
S1 R-11 4825N 2475W			25	
S1 R-11 4850N 2425W			<5	
S1 R-11 4850N 2450W			10	
S1 R-11 4850N 2475W			20	
S1 R-11 4900N 2250W		0 8	<5	
S1 R-11 4900N 2300W		0.3	<5	
S1 R-11 4900N 2350W		0.5	<5	
S1 R-11 4900N 2450W		0 6	<5	
S1 R-11 4900N 2500W		2 7	10	
S1 R-11 4900N 2550W		2.3	10	
S1 R-11 4900N 2600W		8 0	65	
S1 R-11 4900N 2650W		1.9	5	
S1 R-11 4900N 2700W		0 5	<5	
S1 R-11 4900N 2750W		0 6	<5	
S1 R-11 4900N 2800W		0 5	<5	
S1 R-11 4900N 2850W		8 1	40	
S1 R-11 4900N 2900W		1 8	10	
S1 R-11 4900N 2950W		0 9	<5	
S1 R-11 4900N 3000W		0 4	<5	
S1 R-11 4900N 3050W		0 3	<5	
S1 R-11 4900N 3100W		0 8	<5	
S1 R-11 4900N 3150W		1 3	5	
S1 R-11 4950N 2925W			<5	
S1 R-11 4950N 2950W			<5	
S1 R-11 4950N 2975W			<5	
S1 R-11 4950N 3000W			<5	
S1 R-11 4950N 3025W			<5	

Bondar-Clegg & Company Ltd
130 Pemberton Ave
North Vancouver B C
Canada V7P 2R5
Phone (604) 985 0681
Telex 04 352667

BONDAR-CLEGG

Geochemical Lab Report

REPORT 127-6713 | PROJECT RAM | PAGE 4

SAMPLE NUMBER	ELEMENT UNITS	Ag PPM	Au PPB
S1 R-11 4950N 3050W			<5
S1 R-11 4950N 3075W			<5
S1 R-11 4975N 2925W			<5
S1 R-11 4975N 2950W			<5
S1 R-11 4975N 2975W			<5
S1 R-11 4975N 3000W			<5
S1 R-11 4975N 3025W			<5
S1 R-11 4975N 3050W			<5
S1 R-11 4975N 3075W			<5
S1 R-11 5000N 2925W			<5
S1 R-11 5000N 2975W			<5
S1 R-11 5000N 3025W			<5
S1 R-11 5000N 3075W			<5
S1 R-11 5025N 2925W			<5
S1 R-11 5025N 2950W			<5
S1 R-11 5025N 2975W			<5
S1 R-11 5025N 3000W			<5
S1 R-11 5025N 3025W			<5
S1 R-11 5025N 3050W			<5
S1 R-11 5025N 3075W			<5
S1 R-11 5050N 2925W			5
S1 R-11 5050N 2950W			5
S1 R-11 5050N 2975W			<5
S1 R-11 5050N 3000W			<5
S1 R-11 5050N 3025W			<5
S1 R-11 5050N 3050W			<5
S1 R-11 5050N 3075W			<5
S1 R-11 5300N 2200W		0 6	<5
S1 R-11 5300N 2250W		0 5	5
S1 R-11 5300N 2300W		0 6	<5
S1 R-11 5300N 2350W		0 5	<5
S1 R-11 5300N 2400W		0 8	10
S1 R-11 5300N 2450W		1 0	<5
S1 R-11 5300N 2500W		2.8	10
S1 R-11 5300N 2550W		3 7	25
S1 R-11 5300N 2600W		0 5	<5
S1 R-11 5300N 2650W		1 2	<5
S1 R-11 5300N 2700W		0.7	<5
S1 R-11 5300N 2750W		1 6	<5
S1 R-11 5300N 2800W		0 8	<5

SAMPLE NUMBER	ELEMENT UNITS	Ag PPM	Au PPB	
S1 R-11 5300N 2850W		0 7	<5	
S1 R-11 5300N 2900W		0 3	<5	
S1 R-11 5300N 3000W		0 5	<5	
S1 R-11 5300N 3050W		0 4	<5	
S1 R-11 5300N 3100W		0 5	<5	
S1 R-11 5500N 2100W		0 5	5	
S1 R-11 5500N 2150W		0 9	<5	
S1 R-11 5500N 2250W		1 2	5	
S1 R-11 5500N 2350W		0 8	<5	
S1 R-11 5500N 2400W		1 4	<5	
S1 R-11 5500N 2450W		1 1	<5	
S1 R-11 5500N 2500W		1.0	<5	
S1 R-11 5500N 2550W		1 3	<5	
S1 R-11 5500N 2600W		2.8	10	
S1 R-11 5500N 2650W		1 4	<5	
S1 R-11 5500N 2700W		1 3	<5	
S1 R-11 5500N 2750W		0 8	<5	
S1 R-11 5500N 2800W		0.9	<5	
S1 R-11 5500N 2850W		1 0	<5	
S1 R-11 5500N 2900W		2 5	5	
S1 R-11 5500N 2950W		1 0	<5	
S1 R-11 5500N 3000W		0 4	<5	
S1 R-11 5500N 3050W		0 4	<5	
S1 R-11 5500N 3100W		0 4	<5	VOLE GRID
S1 R-11 5000S 600W		0 6	<5	SOUTH GRID
S1 R-11 400W 4500S		1 1	<5	MAT GRID
S1 R-11 400W 4550S		1 9	<5	
S1 R-11 400W 4600S		0 2	<5	
S1 R-11 400W 4650S		0 4	<5	
S1 R-11 400W 4700S		0 4	<5	
S1 R-11 400W 4750S		0 4	<5	
S1 R-11 400W 4800S		0 1	<5	
S1 R-11 400W 4850S		0 3	<5	
S1 R-11 400W 4900S		0 4	<5	
S1 R-11 400W 4950S		0 4	<5	
S1 R-11 400W 5000S		0 2	<5	
S1 R-11 400W 5050S		0 4	<5	
S1 R-11 400W 5100S		0.5	<5	
S1 R-11 400W 5150S		0.6	<5	
S1 R-11 400W 5200S		0 4	<5	

Bondar-Clegg & Company Ltd
130 Pemberton Ave
North Vancouver B C
Canada V7P 2R5
Phone (604) 985 0681
Telex 04 352667

BONDAR-CLEGG

Geochemical Lab Report

REPORT 127-6713 | **MAT GRID** | PROJECT RAM | PAGE 5

SAMPLE NUMBER	ELEMENT UNITS	Ag PPM	Au PPB	SAMPLE NUMBER	ELEMENT UNITS	Ag PPM	Au PPB
S1 R-11 400W 5250S		0 3	<5	S1 R-11 800W 5250S		0 8	<5
S1 R-11 400W 5300S		0 2	<5	S1 R-11 800W 5300S		0 7	<5
S1 R-11 400W 5350S		0 2	<5	S1 R-11 800W 5350S		0 1	<5
S1 R-11 400W 5400S		0.2	<5	S1 R-11 800W 5400S		0 4	<5
S1 R-11 400W 5450S		0 1	<5	S1 R-11 800W 5450S		1 0	<5
S1 R-11 600W 4500S		0 3	<5	S1 R-11 800W 5500S		0 1	<5
S1 R-11 600W 4550S		0.4	<5	S1 R-11 800W 5525S		0 1	<5
S1 R-11 600W 4600S		0 2	<5	S1 R-11 800W 5550S		0 6	<5
S1 R-11 600W 4650S		0.3	<5	S1 R-11 800W 5600S		0.1	<5
S1 R-11 600W 4700S		0 2	<5	S1 R-11 800W 5650S		0 3	<5
S1 R-11 600W 4750S		0 9	<5	S1 R-11 800W 5700S		<0.1	<5
S1 R-11 600W 4800S		0 3	30	S1 R-11 800W 5750S		<0 1	<5
S1 R-11 600W 4850S		0.3	<5	S1 R-11 800W 5800S		<0 1	<5
S1 R-11 600W 4900S		0 5	<5	S1 R-11 800W 5850S		<0 1	<5
S1 R-11 600W 4950S		0 4	<5	S1 R-11 800W 5900S		<0 1	<5
S1 R-11 600W 5050S		0.4	<5	S1 R-11 800W 5950S		<0 1	<5
S1 R-11 600W 5100S		0.3	<5	S1 R-11 800W 6000S		0 1	<5
S1 R-11 600W 5150S		0 8	<5	S1 R-11 800W 6050S		0.2	<5
S1 R-11 600W 5200S		1 6	<5	S1 R-11 800W 6100S		0 1	<5
S1 R-11 600W 5250S		0 2	<5	S1 R-11 800W 6200S		0 2	<5
S1 R-11 600W 5300S		0.5	<5	S1 R-11 800W 6250S		0 1	<5
S1 R-11 600W 5350S		<0 1	<5	S1 R-11 800W 6300S		<0.1	<5
S1 R-11 600W 5400S		0.1	<5	S1 R-11 800W 6350S		0.2	<5
S1 R-11 600W 5450S		<0.1	<5	S1 R-11 800W 6400S		0 2	<5
S1 R-11 600W 5500S		0.3	<5	S1 R-11 800W 6450S		<0.1	<5
S1 R-11 800W 4500S		0 5	<5	S1 R-11 800W 6500S		0 1	<5
S1 R-11 800W 4550S		0 2	<5	S1 R-11 1000W 4600S		0 3	<5
S1 R-11 800W 4600S		0 2	<5	S1 R-11 1000W 4650S		0 2	<5
S1 R-11 800W 4650S		0 1	<5	S1 R-11 1000W 4700S		1 6	<5
S1 R-11 800W 4700S		<0 1	<5	S1 R-11 1000W 4750S		1 0	<5
S1 R-11 800W 4750S		0 1	<5	S1 R-11 1000W 4800S		0 1	<5
S1 R-11 800W 4800S		<0 1	<5	S1 R-11 1000W 4850S		0 2	<5
S1 R-11 800W 4850S		0 1	<5	S1 R-11 1000W 4900S		0 2	<5
S1 R-11 800W 4900S		<0.1	<5	S1 R-11 1000W 4950S		0 7	<5
S1 R-11 800W 4950S		0 1	<5	S1 R-11 1000W 5000S		0 3	<5
S1 R-11 800W 5000S		<0 1	<5	S1 R-11 1000W 5050S		0 2	<5
S1 R-11 800W 5050S		<0.1	<5	S1 R-11 1000W 5100S		<0 1	<5
S1 R-11 800W 5100S		0.1	<5	S1 R-11 1000W 5150S		0.2	<5
S1 R-11 800W 5150S		8.8	110	S1 R-11 1000W 5200S		0 3	<5
S1 R-11 800W 5200S		0 5	<5	S1 R-11 1000W 5250S		0.5	<5

Bondar-Clegg & Company Ltd
130 Pemberton Ave
North Vancouver B C
Canada V7P 2R5
Phone (604) 985 0681
Telex 04 352667

BONDAR-CLEGG

Geochemical Lab Report

REPORT 127-6713 | PROJECT RAM | PAGE 6

SAMPLE NUMBER	ELEMENT UNITS	Ag PPM	Au PPB	
S1 R-11 1000W 5300S		0 4	<5	MAT GRID
S1 R 11 1000W 5350S		0 1	<5	
S1 R-11 1000W 5400S		0 1	<5	
S1 R-11 1000W 5450S		0 4	<5	
S1 R-11 1000W 5500S		0 3	<5	
S1 R-11 1000W 5550S		0 1	<5	
S1 R-11 1000W 5600S		0 1	<5	
S1 R-11 1000W 5650S		0.3	<5	
S1 R-11 1000W 5700S		0 3	<5	
S1 R-11 1000W 5750S		<0 1	<5	
S1 R-11 1000W 5800S		0.2	<5	
S1 R-11 1000W 5850S		0 2	<5	
S1 R-11 1000W 5900S		<0.1	<5	
S1 R-11 1000W 5950S		0.1	<5	
S1 R-11 1000W 6000S		0 2	<5	
S1 R-11 1000W 6050S		0.2	<5	
S1 R-11 1000W 6100S		0.1	<5	
S1 R-11 1000W 6150S		0.2	<5	
S1 R-11 1000W 6200S		0 1	<5	
S1 R-11 1000W 6250S		0.1	<5	
S1 R-11 1000W 6300S		0.1	<5	
S1 R-11 1000W 6350S		0.1	<5	
S1 R-11 1000W 6400S		0.1	<5	
S1 R-11 1000W 6450S		0.1	<5	
S1 R-11 1000W 6500S		0 1	<5	
S1 R-11 2575W 4950N			10	VOLE GRID
S1 R-11 2575W 4975N			25	
S1 R-11 2575W 5000N			<5	
S1 R-11 2575W 5025N			35	
S1 R-11 2575W 5050N			<5	
S1 R-11 2600W 4950N			25	
S1 R-11 2600W 4975N			25	
S1 R-11 2600W 5025N			50	
S1 R-11 2600W 5050N			50	
S1 R-11 2625W 4950N			<5	
S1 R-11 2625W 4975N			25	
S1 R-11 2625W 5000N			45	
S1 R-11 2625W 5025N			45	
S1 R-11 2625W 5050N			30	

Bondar-Clegg & Company Ltd
130 Pemberton Ave
North Vancouver B C
Canada V7P 2R5
Phone (604) 985 0681
Telex 04 352667

BONDAR-CLEGG

Geochemical Lab Report

SEPT 24 87

REPORT 127-6717 (Complete) | RAM - Ship #12 | PROJECT RAM | PAGE 1

SAMPLE NUMBER	ELEMENT UNITS	Ag PPM	Au PPB	Au/wt G	Au/wt G	SAMPLE NUMBER	ELEMENT UNITS	Ag PPM	Au PPB	Au/wt G	Au/wt G
S1 R-12 1200N 750W		0 5	<5	**BEAR GRID**		S1 R-12 1400N 1700W		0 2	<5		
S1 R-12 1200N 800W		0 7	<5			S1 R-12 1400N 1750W		0 3	<5		
S1 R-12 1200N 850W		<0 1	<5			S1 R-12 1400N 1800W		0 2	<5		
S1 R-12 1200N 900W		0 1	<5			S1 R-12 1400N 1850W		0 2	<5		
S1 R-12 1200N 950W		0 2	<5			S1 R-12 1400N 1900W		<0 1	<5		
S1 R-12 1200N 975W		<0 1	<5			S1 R-12 1400N 1950W		<0 1	<5		
S1 R-12 1200N 1000W		0 2	<5			S1 R-12 1400N 2000W		0 2	<5		
S1 R-12 1200N 1050W		0 1	<5			S1 R-12 1800N 1000E		0 4	<5		
S1 R-12 1200N 1100W		0 5	<5			S1 R-12 1800N 950E		0 2	<5		
S1 R-12 1200N 1150W		<0 1	<5			S1 R-12 1800N 900E		0 2	<5		
S1 R-12 1200N 1200W		0.1	<5			S1 R-12 1800N 850E		0.3	<5		
S1 R-12 1200N 1250W		<0.1	<5			S1 R-12 1800N 800E		0 3	<5		
S1 R-12 1200N 1300W		<0.1	5			S1 R-12 1800N 750E		0.3	<5		
S1 R-12 1200N 1350W		<0 1	<5			S1 R-12 1800N 700E		0 4	<5		
S1 R-12 1200N 1400W		<0.1	<5			S1 R-12 1800N 650E		0 4	<5		
R-12 1200N 1450W		<0 1	<5			S1 R-12 1800N 600E		1 0	<5		
S1 R-12 1200N 1500W		<0 1	<5			S1 R-12 1800N 550E		0 7	40		
S1 R-12 1200N 1550W		<0 1	<5			S1 R-12 1800N 500E		0.6	<5		
S1 R-12 1200N 1600W		<0 1	5			S1 R-12 1800N 450E		0 3	5		
S1 R-12 1200N 1650W		<0.1	<5			S1 R-12 1800N 400E		0 4	5		
S1 R-12 1200N 1700W		<0.1	<5			S1 R-12 1800N 350E		0.2	10		
S1 R-12 1200N 1750W		<0.1	<5			S1 R-12 1800N 300E		1.6	25		
S1 R-12 1200N 1800W		<0 1	<5			S1 R-12 1800N 250E		0.4	<5		
S1 R-12 1200N 1850W		<0 1	<5			S1 R-12 1800N 200E		0.6	<5		
S1 R-12 1200N 1900W		<0 1	<5			S1 R-12 1800N 150E		0 7	<5		
S1 R-12 1200N 1950W		0 2	<5			S1 R-12 1800N 100E		0 2	<5		
S1 R-12 1200N 2000W		<0 1	<5			S1 R-12 1800N 50E		0 1	<5		
S1 R-12 1400N 1050W		0 3	<5			S1 R-12 1800N 00BL		<0 1	<5		
S1 R-12 1400N 1100W		<0 1	<5			S1 R-12 1800N 50W		0 1	<5		
S1 R-12 1400N 1150W		0 1	<5			S1 R-12 1800N 100W		0 1	<5		
S1 R-12 1400N 1200W		<0 1	<5			S1 R-12 1800N 150W		0 2	<5		
S1 R-12 1400N 1250W		<0 1	<5			S1 R-12 1800N 200W		<0 1	<5		
S1 R-12 1400N 1300W		0 3	<5			S1 R-12 1800N 250W		0 1	5		
S1 R-12 1400N 1350W		0 2	75			S1 R-12 1800N 300W		0 4	<5		
S1 R-12 1400N 1400W		0.3	<5			S1 R-12 1800N 350W		0 3	<5		
S1 R-12 1400N 1450W		0 4	<5			S1 R-12 1800N 400W		0 2	<5		
R-12 1400N 1500W		0.6	<5			S1 R-12 1800N 450W		<0.1	<5		
R-12 1400N 1550W		0 2	<5			S1 R-12 1800N 500W		0 2	<5		
S1 R-12 1400N 1600W		0 2	60			S1 R-12 1800N 550W		0.2	<5		
S1 R-12 1400N 1650W		0.2	<5			S1 R-12 1800N 600W		<0 1	10		

Bondar-Clegg & Company Ltd
130 Pemberton Ave
North Vancouver B C
Canada V7P 2R5
Phone (604) 985 0681
Telex 04 352667

BONDAR-CLEGG

Geochemical Lab Report

REPORT 127-6717 | **BEAR GRID** | PROJECT RAM | PAGE 7

SAMPLE NUMBER	ELEMENT UNITS	Ag PPM	Au PPB	Au/wt G	Au/wt G	SAMPLE NUMBER	ELEMENT UNITS	Ag PPM	Au PPB	Au/wt G	Au/wt G
S1 R-12 1800N 650W		<0 1	<5			S1 R-12 2200N 250E		0 8	10		
S1 R-12 1800N 700W		<0 1	<5			S1 R-12 2200N 200E		0 4	<5		
S1 R-12 1800N 750W		<0 1	<5			S1 R-12 2200N 150E		1 0	15		
S1 R-12 1800N 800W		<0 1	<5			S1 R-12 2200N 100E		0 6	10		
S1 R-12 1800N 850W		0 2	<5			S1 R-12 2200N 50E		0 6	5		
S1 R-12 1800N 900W		<0 1	<5			S1 R-12 2200N 00BL		0 6	5		
S1 R-12 1800N 1000W		<0 1	<5			S1 R-12 2200N 50W		0 5	5		
S1 R-12 1800N 1050W		<0 1	<5			S1 R-12 2200N 100W		0 1	<5		
S1 R-12 1800N 1100W		0 2	<5			S1 R-12 2200N 150W		0 2	<5		
S1 R-12 1800N 1150W		<0 1	<5			S1 R-12 2200N 200W		0 1	<5		
S1 R-12 1800N 1200W		<0.1	<5			S1 R-12 2200N 250W		0 2	<5		
S1 R-12 1800N 1250W		<0 1	<5			S1 R-12 2200N 300W		0 5	<5		
S1 R-12 1800N 1300W		0 1	<5			S1 R-12 2200N 350W		0 2	<5		
S1 R-12 1800N 1350W		0 2	<5			S1 R-12 2200N 400W		0 3	<5		
S1 R-12 1800N 1400W		0 2	10			S1 R-12 2200N 450W		0 2	<5		
R-12 1800N 1450W		0 2	<5			S1 R-12 2200N 500W		0 2	<5		
S1 R-12 1800N 1500W		0 2	<5			S1 R-12 2200N 550W		0 4	<5		
S1 R-12 1800N 1550W		0 1	95			S1 R-12 2200N 600W		0 4	<5		
S1 R-12 1800N 1600W		0 3	<5			S1 R-12 2200N 650W		0 2	<5	5.0	
S1 R-12 1800N 1650W		0 3	<5			S1 R-12 2200N 700W		0 1	<5		
S1 R-12 1800N 1700W		0 1	<5			S1 R-12 2200N 750W		0 2	<5		
S1 R-12 1800N 1750W		0.2	<5			S1 R-12 2200N 800W		0 1	<5		
S1 R-12 1800N 1800W		0 1	170			S1 R-12 2200N 850W		0.3	<5		
S1 R-12 1800N 1850W		0 2	<5			S1 R-12 2200N 900W		0 1	<5		
S1 R-12 1800N 1900W		0 1	5			S1 R-12 2200N 950W		0 1	<5		
S1 R-12 1800N 1950W		0 2	<5			S1 R-12 2200N 1000W		0 1	<5		
S1 R-12 1800N 2000W		0 2	<5			S1 R-12 2400N 700E		0 6	<5		
S1 R-12 1800N 2050W		<0 1	<5			S1 R-12 2400N 650E		<0 1	<5		
S1 R-12 2200N 900E		0 4	<5			S1 R-12 2400N 600E		0 2	<5		
S1 R-12 2200N 850E		0 4	<5			S1 R-12 2400N 550E		0 2	<5		
S1 R-12 2200N 800E		<0 1	<5			S1 R-12 2400N 500E		0 1	<5		
S1 R-12 2200N 750E		4 0	10			S1 R-12 2400N 450E		0 5	<5		
S1 R-12 2200N 700E		0 4	<5			S1 R-12 2400N 400E		0 9	<5		
S1 R-12 2200N 650E		0 6	<5			S1 R-12 2400N 350E		1 3	<5		
S1 R-12 2200N 600E		0 4	<5			S1 R-12 2400N 300E		1 6	<5		5 0
S1 R-12 2200N 550E		0 8	<5			S1 R-12 2400N 250E		1 6	<5		
R-12 2200N 500E		1 0	5			S1 R-12 2400N 200E		0 8	<5		
R-12 2200N 450E		2 0	5			S1 R-12 2400N 150E		0 4	<5		
S1 R-12 2200N 400E		1 6	<5			S1 R-12 2400N 100E		0 8	<5		
S1 R-12 2200N 300E		0.6	<5			S1 R-12 2400N 50E		0.7	<5		

Bondar-Clegg & Company Ltd
130 Pemberton Ave
North Vancouver B C
Canada V7P 2R5
Phone (604) 985 0681
Telex 04 352667

BONDAR-CLEGG

Geochemical Lab Report

REPORT 127-6717 | **BEAR GRID** | PROJECT RAM | PAGE 3

SAMPLE NUMBER	ELEMENT UNITS	Ag PPM	Au PPB	Au/wt G	Au/wt G	SAMPLE NUMBER	ELEMENT UNITS	Ag PPM	Au PPB	Au/wt G	Au/wt G
S1 R-12 2400N 00BL		0 9	<5	8 0		S1 R-12 4200N 100W		0 4	<5		
S1 R-12 2400N 50W		0 9	5			S1 R-12 4200N 150W		0 2	<5		
S1 R-12 2400N 100W		0 3	<5			S1 R-12 4200N 200W		0 3	<5		
S1 R-12 2400N 150W		0 2	<5			S1 R-12 4200N 250W		0 3	<5		
S1 R-12 2400N 200W		0 4	<5			S1 R-12 4200N 300W		0 2	<5		
S1 R-12 2400N 250W		1 2	<5			S1 R-12 4200N 350W		0 2	<5	6 0	
S1 R-12 2400N 300W		2.2	5			S1 R-12 4200N 400W		0.2	<5		
S1 R-12 2400N 350W		0 2	<5			S1 R-12 4200N 450W		<0 1	<5	8 0	
S1 R-12 2400N 400W		0 2	<5			S1 R-12 4200N 500W		<0 1	<5		
S1 R-12 2400N 450W		0 3	<5			S1 R-12 4200N 550W		0 2	<5		
S1 R-12 2400N 500W		0.2	5			S1 R-12 4200N 600W		0 2	<5		
S1 R-12 2400N 550W		0 5	<5	5 0		S1 R-12 4200N 650W		<0 1	<5		
S1 R-12 2400N 600W		0 5	<5			S1 R-12 4200N 700W		0 1	<5		
S1 R-12 2400N 650W		0 1	<5			S1 R-12 4200N 750W		0.2	<5		
S1 R-12 2400N 700W		0 2	<5			S1 R-12 4200N 800W		<0 1	<5		
S1 R-12 2400N 750W		0 9	5			S1 R-12 4200N 850W		<0 1	<5		
S1 R-12 2400N 800W		0 2	45			S1 R-12 4200N 900W		<0.1	<5		
S1 R-12 2400N 850W		0 1	<5			S1 R-12 4400N 800E		<0 1	<5		
S1 R-12 2400N 900W		<0.1	<5			S1 R-12 4400N 750E		<0 1	<5		
S1 R-12 2400N 950W		0 2	<5			S1 R-12 4400N 700E		0 1	<5		
S1 R-12 2400N 1000W		0 3	<5			S1 R-12 4400N 650E		0 2	<5		
S1 R-12 4200N 1000E		0.1	<5			S1 R-12 4400N 600E		0.1	<5		
S1 R-12 4200N 950E		0 1	<5			S1 R-12 4400N 550E		0.5	10		
S1 R-12 4200N 900E		<0 1	<5			S1 R-12 4400N 500E		0.7	50		
S1 R-12 4200N 850E		<0.1	<5			S1 R-12 4400N 450E		0.5	25		
S1 R-12 4200N 800E		0 2	<5			S1 R-12 4400N 400E		0 7	35		
S1 R-12 4200N 750E		0 2	<5			S1 R-12 4400N 350E		0 5	10		
S1 R-12 4200N 700E		0 2	<5			S1 R-12 4400N 300E		0 3	5		
S1 R-12 4200N 600E		0 1	<5			S1 R-12 4400N 250E		0 5	<5		
S1 R-12 4200N 550E		0 1	<5			S1 R-12 4400N 200E		0 2	<5		
S1 R-12 4200N 450E		0 3	<5			S1 R-12 4400N 150E		4 5	35		
S1 R-12 4200N 400E		1 1	<5			S1 R-12 4400N 100E		7 8	20		
S1 R-12 4200N 350E		0 2	<5	8.0		S1 R-12 4400N 50E		2 8	5		
S1 R-12 4200N 300E		0 1	<5	6 0		S1 R-12 4400N 00BL		1 1	30		
S1 R-12 4200N 250E		0 3	<5			S1 R-12 4400N 50W		1 0	10		
S1 R-12 4200N 200E		0 4	<5	6 0		S1 R-12 4400N 100W		1 8	15		
S1 R-12 4200N 150E		0.3	5			S1 R-12 4400N 150W		0 2	<5		
S1 R-12 4200N 100E		0.2	<5			S1 R-12 4400N 200W		0 2	<5		
S1 R-12 4200N 50E		0.3	<5			S1 R-12 4400N 250W		0 1	<5		
S1 R-12 4200N 50W		0.4	<5			S1 R-12 4400N 300W		0 1	<5		

Bondar-Clegg & Company Ltd
130 Pemberton Ave
North Vancouver B C
Canada V7P 2R5
Phone (604) 985 0681
Telex 04 352667

BONDAR-CLEGG

Geochemical Lab Report

REPORT 127-6717 | PROJECT RAM | PAGE 4

SAMPLE NUMBER	ELEMENT UNITS	Ag PPM	Au PPB	Au/wt G	Au/wt G
S1 R-12 4400N 350W		0 2	<5		
S1 R-12 4400N 400W		<0 1	<5		
S1 R-12 4400N 450W		0 2	<5	2 0	8 0
S1 R-12 4400N 500W		<0 1	<5		
S1 R-12 4400N 550W		<0 1	<5		
S1 R-12 4400N 600W		0 3	<5	5 0	
S1 R-12 4400N 650W		<0 1	<5		
S1 R-12 4400N 700W		0.1	<5	8.0	
S1 R-12 4400N 750W		<0 1	<5		
S1 R-12 4400N 800W		<0 1	<5		
S1 R-12 4400N 850W		0 4	<5		
S1 R-12 4400N 900W		0.2	<5		
S1 R-12 4400N 950W		0 1	<5		
S1 R-12 4400N 1000W		0 1	<5		
S1 R-12 4600N 800E		0 1	<5		
R-12 4600N 750E		0.1	5		
S1 R-12 4600N 700E		0 2	<5		
S1 R-12 4600N 650E		0.6	30		
S1 R-12 4600N 600E		0.6	35		
S1 R-12 4600N 550E		0.4	10		
S1 R-12 4600N 500E		0 7	25		
S1 R-12 4600N 450E		0 5	15		
S1 R-12 4600N 400E		0 5	55		
S1 R-12 4600N 350E		0 9	15		
S1 R-12 4600N 300E		0.5	15		
S1 R-12 4600N 250E		0 2	<5		
S1 R-12 4600N 200E		1 0	<5		
S1 R-12 4600N 150E		1 5	5		
S1 R-12 4600N 100E		0 3	<5		
S1 R-12 4600N 50E		0 2	<5		
S1 R-12 4600N 00BL		0 3	<5		
S1 R-12 4600N 50W		0 2	<5		
S1 R-12 4600N 100W		0 1	<5		
S1 R-12 4600N 150W		0 1	<5		
S1 R-12 4600N 200W		0 1	<5		
S1 R-12 4600N 250W		0 1	<5		
R-12 4600N 300W		<0 1	<5		
R-12 4600N 350W		0 1	<5		
S1 R-12 4600N 400W		<0 1	<5		
S1 R-12 4600N 450W		0 3	5		

SAMPLE NUMBER	ELEMENT UNITS	Ag PPM	Au PPB	Au/wt G	Au/wt G
S1 R-12 4600N 500W		0 3	<5		
S1 R-12 4600N 550W		0 2	<5		
S1 R-12 4600N 600W		0 1	<5		
S1 R-12 4600N 650W		0 1	<5		
S1 R-12 4600N 700W		<0 1	<5		
S1 R-12 4600N 750W		0 1	<5		
S1 R-12 4600N 800W		<0 1	<5		
S1 R-12 4600N 850W		0.1	<5		
S1 R-12 4600N 900W		<0.1	<5		
S1 R-12 4600N 1000W		<0 1	<5		**BEAR GRID**
S1 R-12 5100N 2200W		0 4	15		**VOLE GRID**
S1 R-12 5100N 2250W		0 7	5		
S1 R-12 5100N 2300W		0 7	5		
S1 R-12 5100N 2350W		0.7	15		
S1 R-12 5100N 2400W		0 3	5		
S1 R-12 5100N 2450W		5.1	55		
S1 R-12 5100N 2500W		2.1	15		
S1 R-12 5100N 2550W		0.1	<5		
S1 R-12 5100N 2600W		1.3	<5	8.0	
S1 R-12 5100N 2650W		0.5	<5		
S1 R-12 5100N 2700W		<0.1	<5		
S1 R-12 5100N 2750W		0 1	<5		
S1 R-12 5100N 2800W		0.1	<5		
S1 R-12 5100N 2850W		1.6	5		
S1 R-12 5100N 2900W		2.2	75		
S1 R-12 5100N 2950W		0 2	<5		
S1 R-12 5100N 3000W		<0 1	<5		
S1 R-12 5100N 3050W		1 5	<5		
S1 R-12 5100N 3100W		0 8	5		
S1 R-12 5100N 3150W		0 2	<5		
S1 R-12 5100N 3200W		0 5	<5		
S1 R-12 2825W 5450N			<5		
S1 R-12 2825W 5425N			10		
S1 R-12 2825W 5400N			10		
S1 R-12 2825W 5375N			10		
S1 R-12 2825W 5350N			<5		
S1 R-12 2850W 5450N			<5		
S1 R-12 2850W 5425N			5		
S1 R-12 2850W 5375N			20		
S1 R-12 2850W 5350N			<5		

Bondar-Clegg & Company Ltd
130 Pemberton Ave
North Vancouver B C
Canada V7P 2R5
Phone (604) 985 0681
Telex 04 352667

BONDAR-CLEGG

Geochemical Lab Report

REPORT 127-6717 | **VOLE GRID** | PROJECT RAM | PAGE 5

SAMPLE NUMBER	ELEMENT UNITS	Ag PPM	Au PPB	Au/wt G	Au/wt G	SAMPLE NUMBER	ELEMENT UNITS	Ag PPM	Au PPB	Au/wt G	Au/wt G
S1 R-12 2875W 5450N			10								
S1 R-12 2875W 5425N			10								
S1 R-12 2875W 5400N			<5								
S1 R-12 2875W 5375N			10								
S1 R-12 2875W 5350N			<5								

Bondar-Clegg & Company Ltd
130 Pemberton Ave
North Vancouver B C
Canada V7P 2R5
Phone (604) 985 0681
Telex 04 352667

BONDAR-CLEGG

Geochemical Lab Report

REPORT: 127-6730 (Complete) | RAM - Ship #14 | PROJECT: RAM | PAGE 1

SAMPLE NUMBER	ELEMENT UNITS	Ag PPM	Au PPB	Au/wt G	Au/wt G	SAMPLE NUMBER	ELEMENT UNITS	Ag PPM	Au PPB	Au/wt G	Au/wt G
S1 R-14 3800N 00E		0.2	<5	10.0	BEAR	S1 R-14 4000N 00E		<0.1	<5	10.0	
S1 R-14 3800N 050E		<0.1	<5	10.0	GRID	S1 R-14 4000N 50E		0.1	<5	10.0	
S1 R-14 3800N 100E		0.2	<5	10.0		S1 R-14 4000N 150E		<0.1	<5	8.0	
S1 R-14 3800N 150E		<0.1	5	10.0		S1 R-14 4000N 250E		<0.1	<5	10.0	
S1 R-14 3800N 200E		<0.1	<5	10.0		S1 R-14 4000N 350E		<0.1	<5	10.0	
S1 R-14 3800N 250E		<0.1	10	10.0		S1 R-14 4000N 400E		<0.1	10	5.0	
S1 R-14 3800N 300E		<0.1	<5	10.0		S1 R-14 4000N 450E		0.8	<5	2.0	8.0
S1 R-14 3800N 350E		0.1	<5	5.0		S1 R-14 4000N 500E		0.2	<5	7.0	
S1 R-14 3800N 400E		0.1	15	10.0		S1 R-14 4000N 550E		0.1	<5	5.0	
S1 R-14 3800N 450E		0.2	<5	10.0		S1 R-14 4000N 600E		0.1	<5	5.0	
S1 R-14 3800N 500E		0.1	<5	10.0		S1 R-14 4000N 650E		<0.1	<5	5.0	
S1 R-14 3800N 550E		<0.1	<5	10.0		S1 R-14 4000N 700E		0.1	<5	3.0	7.0
S1 R-14 3800N 600E		0.2	<5	10.0		S1 R-14 4000N 750E		0.7	<5	9.0	
S1 R-14 3800N 650E		0.1	<5	10.0		S1 R-14 4000N 800E		0.2	<5	8.0	
S1 R-14 3800N 700E		0.2	<5	10.0		S1 R-14 4000N 850E		<0.1	<5	10.0	
R-14 3800N 750E		0.8	<5	10.0		S1 R-14 4000N 900E		<0.1	<5	10.0	
S1 R-14 3800N 800E		0.8	<5	10.0		S1 R-14 4000N 950E		<0.1	<5	5.0	
S1 R-14 3800N 850E		0.2	<5	10.0		S1 R-14 4000N 970E		0.2	<5	3.0	7.0
S1 R-14 3800N 900E		0.1	<5	10.0		S1 R-14 4000N 050W		0.1	<5	7.0	
S1 R-14 3800N 950E		0.1	<5	10.0		S1 R-14 4000N 100W		0.1	<5	10.0	
S1 R-14 3800N 970E		0.2	<5	10.0		S1 R-14 4000N 150W		0.2	<5	7.0	
S1 R-14 3800N 050W		1.5	10	5.0		S1 R-14 4000N 200W		0.1	<5	10.0	
S1 R-14 3800N 100W		1.9	<5	10.0		S1 R-14 4000N 250W		0.2	<5	10.0	
S1 R-14 3800N 150W		0.1	<5	10.0		S1 R-14 4000N 300W		0.1	<5	5.0	
S1 R-14 3800N 200W		0.1	<5	10.0		S1 R-14 4000N 350W		0.2	<5	10.0	
S1 R-14 3800N 250W		0.2	<5	10.0		S1 R-14 4000N 400W		0.5	<5	10.0	
S1 R-14 3800N 300W		0.5	10	10.0		S1 R-14 4000N 450W		0.1	<5	10.0	
S1 R-14 3800N 0400W		0.2	<5	10.0		S1 R-14 4000N 500W		0.1	<5	10.0	
S1 R-14 3800N 0450W		<0.1	<5	10.0		S1 R-14 4000N 550W		0.1	<5	10.0	
S1 R-14 3800N 0500W		<0.1	<5	10.0		S1 R-14 4000N 600W		0.2	<5	10.0	
S1 R-14 3800N 0550W		<0.1	<5	5.0		S1 R-14 4000N 0700W		0.1	<5	10.0	
S1 R-14 3800N 0600W		0.3	5	10.0		S1 R-14 4000N 0750W		0.2	<5	10.0	
S1 R-14 3800N 0650W		0.1	<5	10.0		S1 R-14 4000N 0800W		0.2	<5	8.0	
S1 R-14 3800N 0700W		<0.1	<5	10.0		S1 R-14 4000N 0850W		0.1	35	10.0	
S1 R-14 3800N 0750W		<0.1	<5	10.0		S1 R-14 4000N 0900W		2.0	5	10.0	
S1 R-14 3800N 0800W		<0.1	20	10.0		S1 R-14 4000N 0950W		0.1	10	10.0	
R-14 3800N 0850W		0.6	40	10.0		S1 R-14 4000N 1000W		<0.1	<5	7.0	
R-14 3800N 0900W		0.1	<5	10.0		S1 R-14 4800N 00E		<0.1	<5	10.0	
S1 R-14 3800N 0950W		<0.1	<5	10.0		S1 R-14 4800N 050E		0.4	15	5.0	
S1 R-14 3800N 1000W		<0.1	<5	10.0		S1 R-14 4800N 100E		0.4	5	10.0	

RECEIVED
OCT 15. 87
Ans'd

Bondar-Clegg & Company Ltd
130 Pemberton Ave
North Vancouver B C
Canada V7P 2R5
Phone (604) 985 0681
Telex 04 352667

BONDAR-CLEGG

Geochemical Lab Report

REPORT: 127-6730 | PROJECT: RAM |

SAMPLE NUMBER	ELEMENT UNITS	Ag PPM	Au PPB	Au/wt G	Au/wt G	SAMPLE NUMBER	ELEMENT UNITS	Ag PPM	Au PPB	Au/wt G	Au/wt G	
S1 R-14 4800N 150E		0.6	10	10.0		S1 R-14 5000N 400E		1.8	<5	10.0		
S1 R-14 4800N 200E		1.8	5	10.0		S1 R-14 5000N 450E		0.5	<5	10.0		
S1 R-14 4800N 250E		11.0	10	2.0	8.0	S1 R-14 5000N 500E		0.8	<5	10.0		
S1 R-14 4800N 300E		1.0	5	4.0	6.0	S1 R-14 5000N 550E		0.3	<5	10.0		
S1 R-14 4800N 350E		0.2	<5	10.0		S1 R-14 5000N 600E		0.2	<5	10.0		
S1 R-14 4800N 400E		0.2	<5	10.0		S1 R-14 5000N 650E		0.1	<5	10.0		
S1 R-14 4800N 450E		0.2	<5	10.0		S1 R-14 5000N 700E		0.1	<5	10.0		
S1 R-14 4800N 500E		0.4	<5	10.0		S1 R-14 5000N 750E		<0.1	<5	10.0		
S1 R-14 4800N 550E		<0.1	80	10.0		S1 R-14 5000N 800E		0.1	<5	10.0		
S1 R-14 4800N 600E		<0.1	<5	10.0		S1 R-14 5000N 850E		<0.1	<5	10.0		
S1 R-14 4800N 650E		0.1	500	10.0		S1 R-14 5000N 000W		8.3	<5	10.0		
S1 R-14 4800N 700E		<0.1	<5	10.0		S1 R-14 5000N 050W		0.1	<5	10.0		
S1 R-14 4800N 750E		0.1	<5	10.0		S1 R-14 5000N 100W		0.1	<5	10.0		
S1 R-14 4800N 800E		0.2	<5	10.0		S1 R-14 5000N 150W		<0.1	<5	10.0		
S1 R-14 4800N 850E		0.3	<5	4.0	6.0	S1 R-14 5000N 200W		0.1	<5	10.0		
S1 R-14 4800N 050W		0.2	<5	8.0		S1 R-14 5000N 250W		<0.1	<5	10.0		
S1 R-14 4800N 100W		0.1	<5	10.0		S1 R-14 5000N 350W		0.2	<5	10.0		
S1 R-14 4800N 150W		0.2	<5	10.0		S1 R-14 5000N 400W		<0.1	<5	10.0		
S1 R-14 4800N 200W		0.2	<5	10.0		S1 R-14 5000N 450W		<0.1	<5	10.0		
S1 R-14 4800N 250W		0.1	<5	10.0		S1 R-14 5000N 500W		0.1	<5	10.0		
S1 R-14 4800N 300W		0.1	<5	10.0		S1 R-14 5000N 550W		<0.1	<5	10.0		
S1 R-14 4800N 350W		0.1	<5	10.0		S1 R-14 5000N 600W		<0.1	<5	10.0		
S1 R-14 4800N 400W		0.1	<5	10.0		S1 R-14 5000N 650W		0.2	<5	10.0		
S1 R-14 4800N 450W		0.1	<5	10.0		S1 R-14 5000N 700W		<0.1	<5	10.0		
S1 R-14 4800N 500W		0.1	<5	10.0		S1 R-14 5000N 750W		<0.1	<5	10.0		
S1 R-14 4800N 550W		<0.1	<5	10.0		S1 R-14 5000N 850W		<0.1	<5	10.0		
S1 R-14 4800N 600W		0.1	<5	10.0		S1 R-14 5000N 900W		0.2	<5	10.0		
S1 R-14 4800N 650W		0.1	<5	10.0		S1 R-14 5000N 1000W		0.1	<5	10.0		BEAR GRID
S1 R-14 4800N 700W		0.1	<5	10.0		S1 R-14 5000N 2000W		0.3	5	10.0		VOLE GRID
S1 R-14 4800N 750W		0.1	<5	10.0		S1 R-14 5000N 2050W		0.4	25	10.0		
S1 R-14 4800N 800W		0.1	<5	6.0		S1 R-14 5000N 2250W		0.2	<5	10.0		
S1 R-14 4800N 850W		<0.1	<5	10.0		S1 R-14 5000N 2300W		0.2	<5	10.0		
S1 R-14 4800N 900W		<0.1	<5	10.0		S1 R-14 5000N 2350W		0.2	<5	10.0		
S1 R-14 5000N 050E		<0.1	<5	10.0		S1 R-14 5000N 2400W		0.1	<5	10.0		
S1 R-14 5000N 100E		2.8	5	10.0		S1 R-14 5000N 2450W		0.2	<5	10.0		
S1 R-14 5000N 150E		2.0	10	10.0		S1 R-14 5000N 2500W		0.7	<5	10.0		
S1 R-14 5000N 200E		30.0	10	9.0		S1 R-14 5000N 2550W		6.2	40	10.0		
S1 R-14 5000N 250E		10.0	35	10.0		S1 R-14 5000N 2650W		0.6	<5	10.0		
S1 R-14 5000N 300E		0.7	15	10.0		S1 R-14 5000N 2700W		0.4	5	10.0		
S1 R-14 5000N 350E		0.6	<5	10.0		S1 R-14 5000N 2750W		0.3	<5	10.0		

Bondar-Clegg & Company Ltd
130 Pemberton Ave
North Vancouver B C
Canada V7P 2R5
Phone (604) 985 0681
Telex 04 352667

BONDAR-CLEGG

Geochemical Lab Report

REPORT: 127-6730 | PROJECT: RAM | PAGE 3

SAMPLE NUMBER	ELEMENT UNITS	Ag PPM	Au PPB	Au/wt G	Au/wt G
S1 R-14 5000N 2800W	VOLE	0.4	<5	10.0	
S1 R-14 5000N 3000W	GRID	0.2	<5	10.0	
S1 R-14 5000N 3050W		0.2	<5	10.0	
S1 R-14 5000N 3100W		0.2	<5	10.0	
S1 R-14 5200N 000E	BEAR	<0.1	<5	10.0	
	GRID				
S1 R-14 5200N 050E		0.1	<5	10.0	
S1 R-14 5200N 100E		1.9	<5	10.0	
S1 R-14 5200N 150E		0.2	<5	10.0	
S1 R-14 5200N 200E		1.9	<5	10.0	
S1 R-14 5200N 250E		13.0	10	10.0	
S1 R-14 5200N 300E		0.2	<5	10.0	
S1 R-14 5200N 350E		0.2	<5	10.0	
S1 R-14 5200N 450E		0.3	<5	10.0	
S1 R-14 5200N 500E		0.2	<5	10.0	
S1 R-14 5200N 550E		<0.1	<5	10.0	
S1 R-14 5200N 600E		0.3	<5	10.0	
S1 R-14 5200N 700E		<0.1	<5	10.0	
S1 R-14 5200N 750E		<0.1	<5	10.0	
S1 R-14 5200N 800E		0.1	<5	10.0	
S1 R-14 5200N 850E		0.1	<5	10.0	
S1 R-14 5200N 050W		<0.1	<5	10.0	
S1 R-14 5200N 100W		0.2	<5	10.0	
S1 R-14 5200N 150W		<0.1	<5	10.0	
S1 R-14 5200N 200W		0.2	<5	10.0	
S1 R-14 5200N 250W		0.3	<5	10.0	
S1 R-14 5200N 300W		1.9	<5	10.0	
S1 R-14 5200N 350W		1.9	30	10.0	
S1 R-14 5200N 450W		<0.1	<5	10.0	
S1 R-14 5200N 500W		<0.1	10	10.0	
S1 R-14 5400N 000E		<0.1	<5	10.0	
S1 R-14 5400N 050E		0.2	<5	10.0	
S1 R-14 5400N 100E		0.1	<5	10.0	
S1 R-14 5400N 150E		<0.1	<5	10.0	
S1 R-14 5400N 200E		<0.1	<5	10.0	
S1 R-14 5400N 250E		<0.1	<5	10.0	
S1 R-14 5400N 300E		0.1	<5	10.0	
S1 R-14 5400N 350E		<0.1	<5	10.0	
S1 R-14 5400N 400E		<0.1	<5	10.0	
S1 R-14 5400N 450E		<0.1	<5	10.0	
S1 R-14 5400N 500E		<0.1	<5	10.0	
S1 R-14 5400N 550E		0.1	<5	10.0	
S1 R-14 5400N 600E		0.1	<5	10.0	
S1 R-14 5400N 650E		0.2	<5	10.0	
S1 R-14 5400N 700E		0.2	<5	10.0	
S1 R-14 5400N 750E		0.1	<5	10.0	
S1 R-14 5400N 800E		0.1	<5	10.0	
S1 R-14 5400N 850E		<0.1	<5	10.0	
S1 R-14 5400N 050W		4.8	40	5.0	
S1 R-14 5400N 100W		1.0	10	10.0	
S1 R-14 5400N 150W		0.2	<5	10.0	
S1 R-14 5400N 200W		0.3	<5	10.0	
S1 R-14 5400N 250W		0.2	<5	10.0	
S1 R-14 5400N 300W		0.1	<5	10.0	
S1 R-14 5400N 350W		0.1	<5	10.0	
S1 R-14 5400N 400W		0.1	<5	10.0	
S1 R-14 5400N 450W		0.1	<5	10.0	
S1 R-14 5400N 500W		0.1	<5	10.0	
S1 R-14 5400N 550W		0.1	<5	10.0	
S1 R-14 5400N 600W		0.1	<5	10.0	
S1 R-14 5400N 650W		0.1	<5	10.0	
S1 R-14 5400N 700W		0.1	<5	10.0	
S1 R-14 5400N 750W		<0.1	<5	10.0	
S1 R-14 5400N 800W		<0.1	<5	10.0	
S1 R-14 5400N 850W		<0.1	5	10.0	
S1 R-14 5400N 900W		<0.1	<5	10.0	
S1 R-14 5400N 1000W		<0.1	5	5.0	
S1 R-14 5400N 2000W		0.2	<5	10.0	VOLE GRID
S1 R-14 5400N 2250W		0.1	<5	10.0	
S1 R-14 5400N 2300W		0.4	<5	10.0	
S1 R-14 5400N 2350W		0.4	5	10.0	
S1 R-14 5400N 2400W		1.2	5	10.0	
S1 R-14 5400N 2450W		0.2	<5	10.0	
S1 R-14 5400N 2500W		1.6	5	10.0	
S1 R-14 5400N 2550W		1.3	20	10.0	
S1 R-14 5400N 2600W		3.0	10	10.0	
S1 R-14 5400N 2650W		0.1	<5	10.0	
S1 R-14 5400N 2700W		1.2	5	10.0	
S1 R-14 5400N 2750W		0.4	<5	10.0	
S1 R-14 5400N 2800W		0.5	10	10.0	
S1 R-14 5400N 2900W		0.8	<5	10.0	

Bondar-Clegg & Company Ltd
130 Pemberton Ave
North Vancouver B C
Canada V7P 2R5
Phone (604) 985 0681
Telex 04 352667

BONDAR-CLEGG

Geochemical Lab Report

REPORT: 127-6730 | PROJECT: RAM | PAGE 4

SAMPLE NUMBER	ELEMENT UNITS	Ag PPM	Au PPB	Au/wt G	Au/wt G	SAMPLE NUMBER	ELEMENT UNITS	Ag PPM	Au PPB	Au/wt G	Au/wt G
S1 R-14 5400N 2950W		>50.0	3500	10.0	VOLE GRID						
S1 R-14 5400N 3000W		0.5	10	10.0							
S1 R-14 5400N 3050W		2.0	10	10.0							
S1 R-14 5400N 3100W		1.0	<5	10.0							
S1 R-14 5400N 3150W		1.8	<5	10.0							
S1 R-14 5400N 3200W		0.1	5	10.0							

Bondar-Clegg & Company Ltd
130 Pemberton Ave
North Vancouver B C
Canada V7P 2R5
Phone (604) 985-0681
Telex 04-352667

BONDAR-CLEGG

Certificate of Analysis

REPORT: 627-6730 (Complete) | RAM - Ship #14 | PROJECT: RAM | PAGE 1

SAMPLE NUMBER	ELEMENT UNITS	Au OPT	Ag OPT	
S1 R-14 5400N 2950W		0.120	3.36	VOLE GRID

RECEIVED
NOV 0 9. 87
Ans'd

Registered Assayer, Province of British Columbia

Bondar-Clegg & Company Ltd
130 Pemberton Ave
North Vancouver B C
Canada V7P 2R5
Phone (604) 985 0681
Telex 04 352667

BONDAR-CLEGG

Geochemical Lab Report

REPORT: 127-6740 (Complete) | R/M - Ship #15 | PROJECT: RAM | PAGE 1

SAMPLE NUMBER	ELEMENT UNITS	Pb PPM	Zn PPM	Ag PPM	Au PPB	SAMPLE NUMBER	ELEMENT UNITS	Pb PPM	Zn PPM	Ag PPM	Au PPB
S1 R-15 400N 1050W	BEAR GRID			0.2	5	S1 R-15 800N 1050W				0.2	<5
S1 R-15 400N 1100W				0.2	<5	S1 R-15 800N 1100W				0.3	<5
S1 R-15 400N 1150W				0.2	<5	S1 R-15 800N 1150W				0.1	<5
S1 R-15 400N 1200W				0.6	<5	S1 R-15 800N 1200W				<0.1	<5
S1 R-15 400N 1250W				0.2	<5	S1 R-15 800N 1250W				0.1	<5
S1 R-15 400N 1300W				0.2	<5	S1 R-15 800N 1300W				0.2	<5
S1 R-15 400N 1350W				0.1	<5	S1 R-15 800N 1350W				0.1	<5
S1 R-15 400N 1400W				0.1	<5	S1 R-15 800N 1400W				0.1	<5
S1 R-15 400N 1450W				<0.1	<5	S1 R-15 800N 1450W				0.1	<5
S1 R-15 400N 1500W				0.1	5	S1 R-15 800N 1500W				0.1	<5
S1 R-15 400N 1550W				0.1	<5	S1 R-15 800N 1550W				0.1	<5
S1 R-15 400N 1600W				0.1	<5	S1 R-15 800N 1600W				0.1	<5
S1 R-15 400N 1650W				0.1	<5	S1 R-15 800N 1650W				<0.1	<5
S1 R-15 400N 1700W				0.2	10	S1 R-15 800N 1700W				0.2	<5
S1 R-15 400N 1750W				0.2	<5	S1 R-15 800N 1750W				0.1	<5
R-15 400N 1800W				0.2	<5	S1 R-15 800N 1800W				<0.1	<5
S1 R-15 400N 1850W				0.3	5	S1 R-15 800N 1850W				0.2	<5
S1 R-15 400N 1900W				0.2	<5	S1 R-15 800N 1900W				0.2	<5
S1 R-15 400N 1950W				0.2	<5	S1 R-15 800N 1950W				0.2	5
S1 R-15 400N 2000W				0.2	<5	S1 R-15 800N 2000W				0.3	<5
S1 R-15 600N 1050W				0.3	<5	S1 R-15 2400N 1050W				1.0	<5
S1 R-15 600N 1100W				0.2	<5	S1 R-15 2400N 1100W				0.4	<5
S1 R-15 600N 1150W				0.2	<5	S1 R-15 2400N 1150W				0.7	<5
S1 R-15 600N 1200W				0.2	<5	S1 R-15 2400N 1200W				0.1	<5
S1 R-15 600N 1250W				0.2	<5	S1 R-15 2400N 1250W				0.2	<5
S1 R-15 600N 1300W				0.4	<5	S1 R-15 2400N 1300W				0.5	<5
S1 R-15 600N 1350W				0.1	<5	S1 R-15 2400N 1350W				0.4	65
S1 R-15 600N 1400W				0.3	<5	S1 R-15 2400N 1400W				0.6	10
S1 R-15 600N 1450W				0.2	<5	S1 R-15 2400N 1450W				0.3	<5
S1 R-15 600N 1500W				0.1	<5	S1 R-15 2400N 1500W				0.3	<5
S1 R-15 600N 1550W				<0.1	<5	S1 R-15 2400N 1550W				0.1	<5
S1 R-15 600N 1600W				0.2	<5	S1 R-15 2400N 1600W				0.2	<5
S1 R-15 600N 1650W				0.1	<5	S1 R-15 2400N 1650W				0.2	<5
S1 R-15 600N 1700W				0.2	<5	S1 R-15 2400N 1700W				0.1	<5
S1 R-15 600N 1750W				0.1	<5	S1 R-15 2400N 1800W				0.3	<5
S1 R-15 600N 1800W				0.2	<5	S1 R-15 2400N 1850W				0.2	<5
S1 R-15 600N 1850W				0.6	<5	S1 R-15 2400N 1900W				0.3	<5
R-15 600N 1900W				<0.1	<5	S1 R-15 2400N 1950W				0.2	<5
S1 R-15 600N 1950W				<0.1	<5	S1 R-15 2400N 2000W				0.2	30
S1 R-15 600N 2000W				0.6	<5	S1 R-15 2600N 1050W				0.5	<5

RECEIVED
OCT 15. 87
fms a

Bondar-Clegg & Company Ltd
130 Pemberton Ave
North Vancouver B C
Canada V7P 2R5
Phone (604) 985 0681
Telex 04 352667

BONDAR-CLEGG

Geochemical Lab Report

REPORT: 127-6740 | PROJECT: RAM | PAGE 2

SAMPLE NUMBER	ELEMENT UNITS	Pb PPM	Zn PPM	Ag PPM	Au PPB
S1 R-15 2600N 1100W				0.4	<5
S1 R-15 2600N 1150W				0.3	<5
S1 R-15 2600N 1200W				0.2	<5
S1 R-15 2600N 1250W				<0.1	<5
S1 R-15 2600N 1300W				0.6	5
S1 R-15 2600N 1350W				0.4	<5
S1 R-15 2600N 1400W				0.2	10
S1 R-15 2600N 1450W				0.1	<5
S1 R-15 2600N 1500W				<0.1	<5
S1 R-15 2600N 1550W				0.2	<5
S1 R-15 2600N 1600W				0.3	5
S1 R-15 2600N 1650W				0.2	<5
S1 R-15 2600N 1700W				0.2	<5
S1 R-15 2600N 1750W				0.1	<5
S1 R-15 2600N 1850W				0.2	<5
R-15 2600N 1900W				0.2	<5
S1 R-15 2600N 1950W				0.3	<5
S1 R-15 2600N 2000W				0.2	<5
S1 R-15 2800N 1050W				0.2	<5
S1 R-15 2800N 1100W				0.1	<5
S1 R-15 2800N 1150W				0.2	<5
S1 R-15 2800N 1200W				<0.1	<5
S1 R-15 2800N 1250W				0.1	<5
S1 R-15 2800N 1300W				0.1	110
S1 R-15 2800N 1400W				0.4	<5
S1 R-15 2800N 1450W				0.4	<5
S1 R-15 2800N 1500W				0.3	10
S1 R-15 2800N 1550W				0.3	5
S1 R-15 2800N 1600W				0.2	<5
S1 R-15 2800N 1650W				0.2	<5
S1 R-15 2800N 1700W				0.2	5
S1 R-15 2800N 1750W				0.4	10
S1 R-15 2800N 1800W				0.2	<5
S1 R-15 2800N 1850W				0.2	<5
S1 R-15 2800N 1900W				0.4	1950
S1 R-15 2800N 1950W				0.4	40
S1 R-15 2800N 2000W				0.3	<5
R-15 3000N 1050W				<0.1	<5
S1 R-15 3000N 1100W				0.2	<5
S1 R-15 3000N 1150W				0.3	<5
S1 R-15 3000N 1200W				0.3	<5
S1 R-15 3000N 1250W				0.2	<5
S1 R-15 3000N 1300W				0.1	<5
S1 R-15 3000N 1350W				0.1	<5
S1 R-15 3000N 1400W				0.1	<5
S1 R-15 3000N 1450W				0.1	<5
S1 R-15 3000N 1500W				0.1	<5
S1 R-15 3000N 1600W				0.2	<5
S1 R-15 3000N 1650W				0.2	<5
S1 R-15 3000N 1700W				0.1	<5
S1 R-15 3000N 1750W				0.2	<5
S1 R-15 3000N 1800W				0.3	<5
S1 R-15 3000N 1850W				0.6	<5
S1 R-15 3000N 1900W				0.2	<5
S1 R-15 3000N 1950W				0.2	<5
S1 R-15 3000N 2000W				0.2	<5
S1 R-15 3800N 1050W				0.2	<5
S1 R-15 3800N 1100W				0.2	<5
S1 R-15 3800N 1150W				0.2	<5
S1 R-15 3800N 1200W				0.3	<5
S1 R-15 3800N 1250W				0.2	<5
S1 R-15 3800N 1300W				0.3	<5
S1 R-15 3800N 1350W				0.2	<5
S1 R-15 3800N 1400W				0.1	<5
S1 R-15 3800N 1450W				0.2	<5
S1 R-15 3800N 1500W				0.1	<5
S1 R-15 3800N 1550W				0.2	<5
S1 R-15 3800N 1600W				0.3	<5
S1 R-15 3800N 1650W				0.1	<5
S1 R-15 3800N 1700W				0.3	<5
S1 R-15 3800N 1750W				0.2	<5
S1 R-15 3800N 1800W				0.1	<5
S1 R-15 3800N 1850W				0.3	<5
S1 R-15 3800N 1900W				0.2	<5
S1 R-15 3800N 1950W				0.3	5
S1 R-15 3800N 2000W	BEAR GRID			0.4	<5
S1 R-15 4600N 2000W	VOLE GRID			0.3	<5
S1 R-15 4600N 2050W				0.3	<5
S1 R-15 4600N 2100W				0.4	<5
S1 R-15 4600N 2200W				0.7	<5

Bondar-Clegg & Company Ltd
130 Pemberton Ave
North Vancouver B C
Canada V7P 2R5
Phone (604) 985 0681
Telex 04 352667

BONDAR-CLEGG

Geochemical Lab Report

REPORT: 127-6740 PROJECT: RAM PAGE 3

SAMPLE NUMBER	ELEMENT UNITS	Pb PPM	Zn PPM	Ag PPM	Au PPB
S1 R-15 4600N 2250W				0.5	<5
S1 R-15 4600N 2300W				0.4	<5
S1 R-15 4600N 2350W				0.4	<5
S1 R-15 4600N 2400W				0.5	<5
S1 R-15 4600N 2450W				0.3	<5
S1 R-15 4600N 2500W				<0.1	<5
S1 R-15 4600N 2550W				0.4	<5
S1 R-15 4600N 2600W				0.4	<5
S1 R-15 4600N 2650W				0.5	<5
S1 R-15 4600N 2700W				0.4	<5
S1 R-15 4600N 2750W				0.2	<5
S1 R-15 4600N 2800W				0.3	<5
S1 R-15 4600N 2850W				0.2	<5
S1 R-15 4600N 2900W				0.3	<5
S1 R-15 4600N 2950W				0.9	<5
S1 R-15 4600N 3000W				0.6	<5
S1 R-15 4600N 3100W				0.8	<5
S1 R-15 4600N 3150W				0.9	<5
S1 R-15 4600N 3200W				0.8	<5
S1 R-15 4800N 2000W				0.3	<5
S1 R-15 4800N 2050W				0.3	<5
S1 R-15 4800N 2100W				0.6	<5
S1 R-15 4800N 2150W				0.4	<5
S1 R-15 4800N 2350W				0.6	<5
S1 R-15 4800N 2400W				0.8	<5
S1 R-15 4800N 2450W				3.5	20
S1 R-15 4800N 2500W				0.8	10
S1 R-15 4800N 2550W				3.9	35
S1 R-15 4800N 2600W				0.5	<5
S1 R-15 4800N 2650W				1.7	<5
S1 R-15 5200N 550W	BEAR GRID			<0.1	<5
S1 R-15 5200N 600W				0.1	<5
S1 R-15 5200N 650W				0.2	<5
S1 R-15 5200N 700W				0.1	<5
S1 R-15 5200N 750W				0.7	<5
S1 R-15 5200N 800W				0.1	<5
S1 R-15 5200N 850W				<0.1	45
S1 R-15 5200N 2000W	VOLE GRID			0.6	<5
S1 R-15 5200N 2250W				0.8	<5
S1 R-15 5200N 2300W				0.2	<5
S1 R-15 5200N 2350W				0.2	<5
S1 R-15 5200N 2400W				0.1	<5
S1 R-15 5200N 2450W				0.1	<5
S1 R-15 5200N 2500W				0.6	<5
S1 R-15 5200N 2550W				7.3	55
S1 R-15 5200N 2600W				6.2	45
S1 R-15 5200N 2650W				2.1	15
S1 R-15 5200N 2700W				0.6	<5
S1 R-15 5200N 2750W				0.6	<5
S1 R-15 5200N 2900W				0.8	20
S1 R-15 5200N 2950W				2.2	90
S1 R-15 5200N 3000W				0.2	<5
S1 R-15 5200N 3050W				0.3	<5
S1 R-15 5200N 3100W	VOLE GRID			1.0	<5
S1 R-15 5600N 000E	BEAR GRID			<0.1	<5
S1 R-15 5600N 050E				<0.1	<5
S1 R-15 5600N 100E				0.1	<5
S1 R-15 5600N 150E				<0.1	<5
S1 R-15 5600N 200E				<0.1	<5
S1 R-15 5600N 250E				0.1	<5
S1 R-15 5600N 300E				0.2	<5
S1 R-15 5600N 350E				0.1	<5
S1 R-15 5600N 400E				<0.1	<5
S1 R-15 5600N 450E				<0.1	<5
S1 R-15 5600N 500E				<0.1	<5
S1 R-15 5600N 550E				<0.1	90
S1 R-15 5600N 600E				0.2	<5
S1 R-15 5600N 650E				0.2	<5
S1 R-15 5600N 700E				0.1	10
S1 R-15 5600N 850E				<0.1	<5
S1 R-15 5600N 050W				0.3	<5
S1 R-15 5600N 100W				<0.1	<5
S1 R-15 5600N 150W				<0.1	<5
S1 R-15 5600N 200W				<0.1	<5
S1 R-15 5600N 250W				<0.1	<5
S1 R-15 5600N 300W				0.2	<5
S1 R-15 5600N 350W				<0.1	<5
S1 R-15 5600N 400W				<0.1	<5
S1 R-15 5600N 450W				<0.1	<5
S1 R-15 5600N 500W				<0.1	<5

Bondar-Clegg & Company Ltd
130 Pemberton Ave
North Vancouver B C
Canada V7P 2R5
Phone (604) 985 0681
Telex 04 352667

BONDAR-CLEGG

Geochemical Lab Report

REPORT: 127-6740 PROJECT: RAM

SAMPLE NUMBER	ELEMENT UNITS	Pb PPM	Zn PPM	Ag PPM	Au PPB
S1 R-15 5600N 550W	BEAR GRID			0.1	<5
S1 R-15 5600N 600W				<0.1	<5
S1 R-15 5600N 650W				0.1	<5
S1 R-15 5600N 700W				0.2	<5
S1 R-15 5600N 750W				0.2	<5
S1 R-15 5600N 800W				0.2	<5
S1 R-15 5600N 850W				0.1	<5
S1 R-15 5600N 900W				0.3	<5
S1 R-15 6000N 4450E	RAM/	48	198	0.4	
S1 R-15 6000N 4500E	FOX	10	46	0.1	
	GRID				
S1 R-15 6000N 4550E		30	192	0.4	
S1 R-15 6000N 4600E		22	186	0.7	
S1 R-15 6000N 4650E		20	133	1.0	
S1 R-15 6000N 4700E		33	105	0.6	
S1 R-15 6000N 4750E		26	57	0.6	
S1 R-15 6000N 4800E		41	139	0.5	
S1 R-15 6000N 4850E		47	170	0.5	
S1 R-15 6000N 4900E		21	198	0.3	
S1 R-15 6000N 4950E		21	89	0.2	
S1 R-15 6000N 5000E		27	178	0.1	
S1 R-15 6000N 5050E		27	225	0.3	
S1 R-15 6000N 5100E		20	205	0.4	
S1 R-15 6000N 5150E		23	330	0.5	
S1 R-15 6000N 5200E		20	157	0.1	
S1 R-15 6000N 5250E		22	168	0.2	
S1 R-15 6000N 5300E		22	175	0.1	
S1 R-15 6000N 5350E		32	255	0.1	
S1 R-15 6000N 5400E		28	235	0.3	
S1 R-15 6000N 5450E		19	240	0.3	
S1 R-15 6000N 5500E		56	290	0.2	
S1 R-15 6000N 5550E		22	225	0.6	
S1 R-15 6000N 5600E		32	405	0.2	
S1 R-15 7800N 4000E		28	191	0.6	
S1 R-15 7800N 4050E		11	49	0.6	
S1 R-15 7800N 4100E		32	290	0.6	
S1 R-15 7800N 4150E		28	255	0.6	
S1 R-15 7800N 4200E		10	103	0.2	
S1 R-15 7800N 4250E		16	175	2.3	
S1 R-15 7800N 4300E		7	56	0.4	
S1 R-15 7800N 4350E		58	350	0.3	

SAMPLE NUMBER	ELEMENT UNITS	Pb PPM	Zn PPM	Ag PPM	Au PPB
S1 R-15 7800N 4400E		29	95	0.6	
S1 R-15 7800N 4425E		22	47	0.3	
S1 R-15 7800N 4450E		28	200	0.6	
S1 R-15 7800N 4500E		21	200	0.5	
S1 R-15 7800N 4550E		57	445	1.0	
S1 R-15 7800N 4600E		77	370	0.5	
S1 R-15 7800N 4650E		54	280	0.2	
S1 R-15 7800N 4700E		38	205	0.4	
S1 R-15 7800N 4750E		28	106	0.6	
S1 R-15 7800N 4800E		31	65	0.6	
S1 R-15 7800N 4850E		55	405	0.7	
S1 R-15 7800N 4900E		82	550	0.5	
S1 R-15 7800N 4950E		45	530	0.7	
S1 R-15 7800N 5000E		47	435	0.8	
S1 R-15 7800N 5050E		28	395	0.7	
S1 R-15 7800N 5100E		77	385	1.2	
S1 R-15 7800N 5150E		31	260	0.5	
S1 R-15 7800N 5200E		43	540	0.7	
S1 R-15 7800N 5250E		36	295	0.6	
S1 R-15 7800N 5300E		40	305	0.6	
S1 R-15 7800N 5350E		420	230	0.7	
S1 R-15 7800N 5400E		99	127	0.4	RAM/FOX GRI
S1 R-15 1000W 450N				0.1	<5 BEAR
S1 R-15 1000W 500N				0.2	<5 GRID
S1 R-15 1000W 550N				0.1	<5
S1 R-15 1000W 650N				0.3	<5
S1 R-15 1000W 700N				0.1	15
S1 R-15 1000W 750N				0.4	<5
S1 R-15 1000W 850N				0.3	<5
S1 R-15 1000W 900N				0.1	<5
S1 R-15 1000W 950N				0.2	<5
S1 R-15 1000W 1050N				0.2	<5
S1 R-15 1000W 1100N				0.2	<5
S1 R-15 1000W 1150N				0.1	<5
S1 R-15 1000W 1250N				0.1	<5
S1 R-15 1000W 1300N				0.1	<5
S1 R-15 1000W 1350N				0.6	<5
S1 R-15 1000W 1450N				0.1	<5
S1 R-15 1000W 1500N				0.1	<5
S1 R-15 1000W 1550N				<0.1	<5

Bondar-Clegg & Company Ltd
130 Pemberton Ave
North Vancouver B C
Canada V7P 2R5
Phone (604) 985-0681
Telex 04 352667

BONDAR-CLEGG

Geochemical Lab Report

REPORT: 127-6740 | PROJECT: RAM | PAGE 5

SAMPLE NUMBER	ELEMENT UNITS	Pb PPM	Zn PPM	Ag PPM	Au PPB
S1 R-15 1000W 1650N	BEAR GRID			0.2	<5
S1 R-15 1000W 1700N				0.2	<5
S1 R-15 1000W 1750N				0.1	<5
S1 R-15 1000W 1850N				0.1	<5
S1 R-15 1000W 1900N				0.2	<5
S1 R-15 1000W 1950N				0.1	<5
S1 R-15 1000W 2050N				0.1	<5
S1 R-15 1000W 2100N				<0.1	<5
S1 R-15 1000W 2150N				0.6	<5
S1 R-15 1000W 2250N				0.3	5
S1 R-15 1000W 2300N				0.1	<5
S1 R-15 1000W 2350N				0.2	<5
S1 R-15 1000W 2450N				0.4	<5
S1 R-15 1000W 2500N				0.1	<5
S1 R-15 1000W 2550N				0.9	<5
S1 R-15 1000W 2650N				0.1	5
S1 R-15 1000W 2700N				0.3	<5
S1 R-15 1000W 2750N				0.1	<5
S1 R-15 1000W 2850N				0.1	<5
S1 R-15 1000W 2900N				0.5	<5
S1 R-15 1000W 2950N				<0.1	<5
S1 R-15 1000W 3050N				0.1	<5
S1 R-15 1000W 3100N				0.1	<5
S1 R-15 1000W 3150N				0.4	65
S1 R-15 1000W 3250N				0.1	<5
S1 R-15 1000W 3300N				0.1	<5
S1 R-15 1000W 3350N				0.1	<5
S1 R-15 1000W 3450N				0.3	<5
S1 R-15 1000W 3500N				<0.1	<5
S1 R-15 1000W 3550N				<0.1	<5
S1 R-15 1000W 3650N				0.2	<5
S1 R-15 1000W 3700N				<0.1	<5
S1 R-15 1000W 3750N				<0.1	<5
S1 R-15 1000W 3850N				0.1	<5
S1 R-15 1000W 3900N				0.1	<5
S1 R-15 1000W 3950N				<0.1	<5
S1 R-15 1000W 4050N				0.2	<5
S1 R-15 1000W 4100N				0.5	<5
S1 R-15 1000W 4150N				0.1	<5
S1 R-15 1000W 4250N				0.1	<5
S1 R-15 1000W 4300N				0.1	<5
S1 R-15 1000W 4350N				0.1	<5
S1 R-15 1000W 4450N				<0.1	<5
S1 R-15 1000W 4500N				0.1	<5
S1 R-15 1000W 4550N				<0.1	<5
S1 R-15 1000W 4650N				<0.1	<5
S1 R-15 1000W 4700N				<0.1	<5
S1 R-15 1000W 4750N				0.1	<5
S1 R-15 1000W 4850N				<0.1	<5
S1 R-15 1000W 4900N				0.1	<5
S1 R-15 1000W 4950N				0.1	<5
S1 R-15 1000W 5050N				<0.1	<5
S1 R-15 1000W 5100N				<0.1	<5
S1 R-15 1000W 5150N				0.1	<5
S1 R-15 1000W 5250N				<0.1	<5
S1 R-15 1000W 5350N				<0.1	<5
S1 R-15 1000W 5400NX				<0.1	<5
S1 R-15 1000W 5450N				0.8	<5
S1 R-15 1000W 5500N				0.1	<5
S1 R-15 1000W 5550N				0.1	<5

Bondar-Clegg & Company Ltd
130 Pemberton Ave
North Vancouver B C
Canada V7P 2R5
Phone (604) 985-0681
Telex 04 352667

BONDAR-CLEGG

RECEIVED
Geochemical
Lab Report
OCT 07 87

Ans'd .....

REPORT 127-7304 (Complete) | RAM - Ship #17 | PROJECT RAM | PAGE 1

SAMPLE NUMBER	ELEMENT UNITS	Cu PPM	Pb PPM	Zn PPM	Ag PPM	Au PPB	Au/wt G	Au/wt G	
S1 R 17 1700E 700S		19	5	32	0 2	10	10 0		P/GWN GRID
S1 R 17 1700E 725S		175	14	715	0 5	25	10 0		
S1 R-17 1700E 750S		5	6	14	<0 1	<5	10 0		
S1 R-17 1700E 775S		34	34	80	0 4	<5	10 0		
S1 R-17 1700E 800S		8	48	46	0 4	<5	10 0		
S1 R-17 1700E 825S		5	205	230	0 3	<5	10 0		
S1 R-17 1700E 850S		45	48	89	0 3	<5	10 0		
S1 R-17 1700E 875S		18	63	64	0 2	<5	10 0		
S1 R-17 1700E 0900S		36	126	230	1 4	5	10 0		
S1 R-17 1700E 0925S		5	5	18	<0 1	<5	10 0		
S1 R-17 1700E 0950S		4	14	16	<0 1	<5	10 0		
S1 R-17 1700E 0975S		2	5	14	<0.1	<5	10.0		
S1 R-17 1700E 1000S		4	3	11	0 2	<5	10 0		
S1 R-17 1700E 1025S		4	4	19	<0.1	<5	10.0		
S1 R-17 1700E 1050S		18	19	86	0 3	<5	10 0		
S1 R-17 1700E 1075S		21	23	104	0 2	<5	10.0		
S1 R-17 1700E 1100S		5	6	24	0 2	<5	10 0		
S1 R-17 1700E 1125S		16	23	80	0.2	<5	5.0		
S1 R-17 1700E 1150S		9	10	52	0.2	<5	10.0		
S1 R-17 1700E 1175S		14	9	77	<0 1	<5	10 0		
S1 R-17 1700E 1200S		45	46	138	0 6	<5	10 0		
S1 R-17 1725E 0700S		5	4	20	0 1	<5	10 0		
S1 R-17 1725E 0725S		34	15	113	0.2	15	10 0		
S1 R-17 1725E 0750S		7	8	94	0.2	<5	10.0		
S1 R-17 1725E 0775S		16	23	85	0.2	<5	5.0		
S1 R-17 1725E 0800S		2	5	6	0 1	<5	10 0		
S1 R-17 1725E 0825S		9	51	94	0 3	<5	10 0		
S1 R-17 1725E 0850S		12	42	88	0 4	<5	10 0		
S1 R 17 1725E 0875S		9	21	37	0 3	<5	10 0		
S1 R-17 1725E 0900S		14	32	83	0 1	<5	10 0		
S1 R-17 1725E 0925S		11	155	280	0 5	<5	10 0		
S1 R-17 1725E 0950S		11	14	72	0 1	<5	10 0		
S1 R-17 1725E 0975S		5	14	32	0 1	<5	10 0		
S1 R 17 1725E 1000S		27	115	95	1 1	<5	10 0		
S1 R-17 1725E 1025S		18	27	94	0 2	<5	10 0		
S1 R-17 1725E 1050S		20	23	104	0 3	<5	10.0		
S1 R-17 1725E 1075S		<1	5	10	0.1	<5	10 0		
S1 R-17 1725E 1100S		3	9	23	0.2	<5	10 0		
S1 R-17 1725E 1125S		5	4	14	0.2	<5	10 0		
S1 R-17 1725E 1150S		5	5	19	0 2	<5	10 0		

Bondar-Clegg & Company Ltd
130 Pemberton Ave
North Vancouver B C
Canada V7P 2R5
Phone (604) 985 0681
Telex 04 352667

BONDAR-CLEGG

Geochemical Lab Report

REPORT 127-7304 | P/GWN GRID | PROJECT RAM | PAGE 7

SAMPLE NUMBER	ELEMENT UNITS	Cu PPM	Pb PPM	Zn PPM	Ag PPM	Au PPB	Au/wt G	Au/wt G
S1 R-17 1725E 1175S		3	3	8	<0 1	<5	10 0	
S1 R-17 1725E 1200S		44	19	162	0 5	<5	10 0	
S1 R-17 1750E 0700S		50	14	105	0 2	20	10 0	
S1 R-17 1750E 0725S		182	37	327	0 4	55	5 0	
S1 R 17 1750E 0750S		54	58	167	0 3	<5	10 0	
S1 R-17 1750E 0775S		2	19	35	0 2	<5	10 0	
S1 R-17 1750E 0800S		9	235	410	0 4	15	10 0	
S1 R-17 1750E 0825S		1	9	50	<0 1	<5	10 0	
S1 R-17 1750E 0850S		2	13	26	<0.1	10	10 0	
S1 R-17 1750E 0875S		18	37	64	0 2	5	10 0	
S1 R-17 1750E 0900S		9	19	46	<0 1	<5	10 0	
S1 R-17 1750E 0925S		1	4	6	<0.1	<5	10 0	
S1 R-17 1750E 0950S		10	17	62	0.3	<5	10 0	
S1 R-17 1750E 0975S		25	39	119	0 4	<5	5 0	
S1 R-17 1750E 1000S		2	6	20	0 2	<5	10 0	
S1 R-17 1750E 1025S		1	6	5	<0 1	<5	10 0	
S1 R-17 1750E 1050S		27	90	93	0 5	<5	10 0	
S1 R-17 1750E 1075S		4	32	77	0 5	5	10 0	
S1 R-17 1750E 1100S		3	16	35	0 2	<5	10 0	
S1 R-17 1750E 1125S		2	3	8	<0.1	<5	10 0	
S1 R-17 1750E 1150S		34	20	135	0 4	<5	10 0	
S1 R-17 1750E 1175S		36	26	154	0 5	15	10.0	
S1 R-17 1750E 1200S		34	23	189	0.4	<5	10 0	
S1 R-17 1775E 0700S		11	15	37	0 3	<5	10 0	
S1 R-17 1775E 0725S		54	48	172	0 3	5	4 0	6 0
S1 R-17 1775E 0750S		8	14	24	<0 1	<5	10 0	
S1 R-17 1775E 0775S		2	5	7	<0 1	<5	10 0	
S1 R-17 1775E 0800S		6	5	24	<0 1	<5	10 0	
S1 R-17 1775E 0825S		2	7	17	<0 1	<5	10 0	
S1 R-17 1775E 0850S		2	4	15	<0 1	<5	10 0	
S1 R-17 1775E 0875S		7	4	13	<0 1	<5	10 0	
S1 R 17 1775E 0900S		9	13	36	0 2	<5	10 0	
S1 R 17 1775E 0925S		2	2	11	<0 1	<5	10 0	
S1 R-17 1775E 0950S		2	6	16	<0 1	<5	10 0	
S1 R-17 1775E 0975S		2	5	9	0 2	20	10 0	
S1 R-17 1775E 1000S		3	8	20	<0 1	<5	10 0	
S1 R-17 1775E 1025S		3	<2	11	<0.1	<5	10 0	
S1 R-17 1775E 1050S		8	6	16	<0.1	<5	10.0	
S1 R-17 1775E 1075S		1	7	13	<0 1	<5	10 0	
S1 R-17 1775E 1100S		18	23	83	0 4	<5	10.0	

Bondar-Clegg & Company Ltd
130 Pemberton Ave
North Vancouver B C
Canada V7P 2R5
Phone (604) 985 0681
Telex 04 352667

BONDAR-CLEGG

Geochemical Lab Report

REPORT 127-7304 | P/GWN GRID | PROJECT RAM | PAGE 3

SAMPLE NUMBER	ELEMENT UNITS	Cu PPM	Pb PPM	Zn PPM	Ag PPM	Au PPB	Au/wt G	Au/wt G
S1 R-17 1775E 1125S		36	20	192	0 4	<5	5 0	
S1 R 17 1775E 1150S		27	30	158	0 5	<5	10 0	
S1 R-17 1775E 1175S		63	24	370	0 5	<5	10 0	
S1 R-17 1775E 1200S		52	26	285	0 3	<5	10 0	
S1 R-17 1800E 1200S		50	20	186	0 5	<5	10 0	
S1 R-17 1800E 1175S		27	162	133	0 5	<5	10 0	
S1 R-17 1800E 1150S		18	90	133	0 3	<5	10 0	
S1 R-17 1800E 1125S		14	134	86	0 6	<5	10 0	
S1 R-17 1800E 1100S		27	108	106	0 2	<5	10 0	
S1 R-17 1800E 1075S		<1	3	9	<0 1	<5	10.0	
S1 R-17 1800E 1050S		5	6	35	<0 1	<5	10 0	
S1 R-17 1800E 1025S		1	<2	7	<0.1	<5	10 0	
S1 R-17 1875E 0700S		55	11	149	0.4	<5	10 0	
S1 R-17 1875E 0725S		39	20	158	0 2	<5	10 0	
S1 R-17 1875E 0750S		32	10	111	<0 1	<5	10 0	
S1 R-17 1875E 0775S		82	28	200	0 3	<5	10 0	
S1 R-17 1875E 0800S		135	19	225	<0 1	<5	10 0	
S1 R-17 1875E 0825S		70	10	97	<0 1	<5	10 0	
S1 R-17 1875E 0850S		25	6	73	<0 1	<5	10 0	
S1 R-17 1875E 0875S		27	11	220	0 2	<5	8 0	
S1 R-17 1875E 0900S		32	14	93	0 2	<5	10.0	
S1 R-17 1875E 0925S		10	9	36	<0 1	<5	10 0	
S1 R-17 1875E 0950S		3	14	44	<0 1	<5	10 0	
S1 R-17 1875E 0975S		38	23	59	<0 1	<5	10 0	
S1 R-17 1875E 1000S		32	14	25	<0 1	<5	10 0	
S1 R-17 1875E 1025S		27	220	106	0 5	<5	10 0	
S1 R-17 1875E 1050S		153	37	142	0 2	<5	10 0	
S1 R-17 1875E 1075S		56	70	42	1 0	<5	10 0	
S1 R-17 1875E 1100S		14	12	23	<0 1	<5	10 0	
S1 R-17 1875E 1125S		48	109	110	0 5	<5	10 0	
S1 R-17 1875E 1150S		20	92	210	0 2	<5	10 0	
S1 R-17 1875E 1175S		28	53	91	0 2	<5	10 0	
S1 R-17 1875E 1200S		39	126	152	0 4	<5	10 0	
S1 R-17 1900E 0700S		12	11	46	0 1	<5	10 0	
S1 R-17 1900E 0725S		21	19	93	0 2	<5	10.0	
S1 R 17 1900E 0750S		48	3	56	<0 1	<5	10 0	
S1 R-17 1900E 0775S		72	82	700	0 1	<5	10 0	
S1 R 17 1900E 0800S		82	50	72	0 4	<5	10 0	
S1 R-17 1900E 0825S		53	20	57	0 2	40	10 0	
S1 R-17 1900E 0850S		88	25	2850	0 3	<5	10 0	

Bondar-Clegg & Company Ltd
130 Pemberton Ave
North Vancouver B C
Canada V7P 2R5
Phone (604) 985 0681
Telex 04 352667

BONDAR-CLEGG

Geochemical Lab Report

REPORT 127-7304 | **P/GWN GRID** | PROJECT RAM | PAGE 4

SAMPLE NUMBER	ELEMENT UNITS	Cu PPM	Pb PPM	Zn PPM	Ag PPM	Au PPB	Au/wt G	Au/wt G
S1 R-17 1900E 0875S		46	16	610	0.1	<5	10.0	
S1 R 17 1900E 0900S		80	35	240	0.2	<5	10.0	
S1 R-17 1900E 0925S		29	83	118	0.2	<5	10.0	
S1 R-17 1900E 0950S		126	10	74	0.2	<5	10.0	
S1 R 17 1900E 0975S		22	48	58	0.1	<5	10.0	
S1 R-17 1900E 1000S		2	3	10	0.1	<5	10.0	
S1 R-17 1900E 1025S		22	35	35	0.1	<5	10.0	
S1 R-17 1900E 1050S		3	4	6	<0.1	<5	10.0	
S1 R-17 1900E 1075S		53	17	33	0.3	<5	10.0	
S1 R-17 1900E 1100S		12	118	42	0.4	<5	10.0	
S1 R-17 1900E 1125S		13	88	39	0.6	<5	10.0	
S1 R-17 1900E 1150S		72	63	125	0.2	<5	10.0	
S1 R-17 1900E 1175S		30	57	132	0.4	<5	10.0	
S1 R-17 1900E 1200S		15	77	59	0.3	<5	10.0	
S1 R-17 2200E 1000S		15	55	37	0.3	<5	10.0	
S1 R-17 2200E 0975S		25	158	70	0.8	<5	10.0	
S1 R-17 2200E 0950S		13	92	69	0.2	<5	10.0	
S1 R-17 2200E 0925S		10	63	26	0.6	<5	10.0	
S1 R-17 2200E 0900S		27	83	118	0.4	<5	10.0	
S1 R-17 2200E 0875S		3	9	10	0.1	<5	10.0	
S1 R-17 2200E 0850S		10	14	17	0.3	<5	10.0	
S1 R-17 2200E 0825S		22	57	63	0.3	<5	10.0	
S1 R-17 2200E 0800S		23	62	110	0.1	<5	10.0	
S1 R-17 2225E 1000S		1	8	6	0.3	<5	10.0	
S1 R-17 2225E 0975S		12	106	100	0.6	40	10.0	
S1 R-17 2225E 0950S		28	161	107	0.5	<5	10.0	
S1 R-17 2225E 0925S		5	27	44	0.2	<5	10.0	
S1 R-17 2225E 0900S		22	19	44	0.1	<5	10.0	
S1 R-17 2225E 0875S		20	35	67	0.1	<5	10.0	
S1 R-17 2225E 0850S		8	16	40	0.1	<5	10.0	
S1 R-17 2225E 0825S		10	15	46	0.1	<5	10.0	
S1 R-17 2225E 0800S		12	38	82	0.1	<5	10.0	
S1 R 17 2250E 1000S		33	167	127	0.3	<5	10.0	
S1 R-17 2250E 0975S		48	295	200	1.2	<5	10.0	
S1 R-17 2250E 0950S		6	32	26	0.2	<5	10.0	
S1 R-17 2250E 0925S		9	63	54	0.2	<5	10.0	
S1 R-17 2250E 0900S		6	11	28	0.1	<5	10.0	
S1 R-17 2250E 0875S		10	35	47	0.3	<5	10.0	
S1 R-17 2250E 0850S		5	25	73	0.1	<5	10.0	
S1 R-17 2250E 0825S		20	180	170	0.7	<5	10.0	

Bondar-Clegg & Company Ltd
130 Pemberton Ave
North Vancouver B C
Canada V7P 2R5
Phone (604) 985 0681
Telex 04 352667

BONDAR-CLEGG

Geochemical Lab Report

REPORT 87-7304 | **P/GWN GRID** | PROJECT RAM | PAGE 5

SAMPLE NUMBER	ELEMENT UNITS	Cu PPM	Pb PPM	Zn PPM	Ag PPM	Au PPB	Au/wt G	Au/wt G
S1 R 17 2250E 0800S		15	152	200	<0 1	<5	5 0	
S1 R-17 2275E 1000S		25	109	77	0 1	<5	10 0	
S1 R 17 2275E 0975S		3	63	7	0 6	<5	10 0	
S1 R-17 2275E 0950S		10	100	44	0 2	<5	10 0	
S1 R-17 2275E 0925S		6	29	44	0 1	<5	10 0	
S1 R-17 2275E 0900S		5	13	50	<0 1	<5	10 0	
S1 R-17 2275E 0875S		58	955	174	0 8	<5	10 0	
S1 R-17 2275E 0850S		10	30	78	<0 1	5	7 0	
S1 R-17 2275E 0825S		48	175	191	0 2	<5	10 0	
S1 R-17 2275E 0800S		28	37	91	0 1	10	5 0	
S1 R-17 2300E 1000S		8	28	30	<0.1	75	10 0	
S1 R-17 2300E 0975S		15	39	76	<0 1	10	5 0	
S1 R-17 2300E 0950S		16	113	38	0.7	5	10.0	
S1 R-17 2300E 0925S		5	44	123	0 1	<5	10 0	
S1 R-17 2300E 0900S		18	71	96	0.4	<5	10 0	
S1 R-17 2300E 0875S		11	37	89	0 1	5	10 0	
S1 R-17 2300E 0850S		8	19	53	<0.1	<5	10.0	
S1 R-17 2300E 0825S		14	80	138	0.1	10	5 0	
S1 R-17 2300E 0800S		120	25	74	0 1	10	10 0	
S1 R-17 2325E 1000S		10	38	122	0 1	<5	6 0	
S1 R-17 2325E 0975S		19	230	192	0 1	<5	6 0	
S1 R-17 2325E 0950S		11	49	200	0 2	<5	10 0	
S1 R-17 2325E 0925S		11	101	270	0.2	<5	10 0	
S1 R-17 2325E 0900S		25	40	57	0 2	5	10 0	
S1 R-17 2325E 0875S		2	4	11	0 1	<5	10 0	
S1 R-17 2325E 0850S		32	110	111	0 3	10	5 0	
S1 R-17 2325E 0825S		30	76	125	0 2	<5	10 0	
S1 R 17 2350E 1000S		19	23	695	0 2	<5	10 0	
S1 R-17 2350E 0975S		50	24	81	0 1	10	10 0	
S1 R-17 2350E 0950S		20	40	142	0 1	<5	10 0	
S1 R-17 2350E 0925S		10	32	60	0 3	<5	10 0	
S1 R-17 2350E 0900S		160	111	114	0 3	<5	10 0	
S1 R-17 2350E 0875S		290	88	270	0 9	<5	10 0	
S1 R-17 2350E 0850S		220	54	275	0 8	15	10 0	
S1 R-17 2350E 0825S		980	9	460	0 8	10	5 0	
S1 R-17 2350E 0800S		24	85	137	0 3	<5	10 0	
S1 R-17 2375E 1000S		21	36	195	0 2	<5	7 0	
S1 R-17 2375E 0975S		310	44	350	0 4	10	10 0	
S1 R-17 2375E 0950S		165	30	295	0 2	<5	3 0	7 0
S1 R-17 2375E 0925S		190	56	345	0 4	<5		10 0

Bondar-Clegg & Company Ltd
130 Pemberton Ave
North Vancouver B C
Canada V7P 2R5
Phone (604) 985 0681
Telex 04 352667

BONDAR-CLEGG

Geochemical Lab Report

REPORT 127-7304 | PROJECT RAM | PAGE 6

SAMPLE NUMBER	ELEMENT UNITS	Cu PPM	Pb PPM	Zn PPM	Ag PPM	Au PPB	Au/wt G	Au/wt G	
S1 R-17 2375E 0900S		250	54	196	0 3	<5	4 0	6 0	
S1 R 17 2375E 0875S		322	80	455	0 5	<5	5 0		
S1 R-17 2375E 0850S		398	21	595	0 9	5	8 0		
S1 R-17 2375E 0825S		102	<2	31	0 8	<5	10 0		
S1 R-17 2375E 0800S		80	26	56	0 4	<5	10 0		
S1 R-17 2400E 1000S		80	71	129	0 2	5	8 0		
S1 R 17 2400E 0975S		380	41	1100	0 5	25	8 0		
S1 R-17 2400E 0950S		240	87	205	0 5	15	10 0		
S1 R-17 2400E 0925S		80	24	151	0 2	<5	2 0	8 0	
S1 R-17 2400E 0900S		58	95	144	0 2	<5	8 0		
S1 R-17 2400E 0875S		170	9	76	0 6	<5	1 0		
S1 R-17 2400E 0850S		80	5	66	0 3	<5	10 0		
S1 R-17 2400E 0825S		460	18	340	0 4	<5	6 0		P/GWN GRID
S1 R-17 2400E 0800S		100	9	80	0 5	<5	10 0		
S1 R-17 2825W 5150N						15	10 0		VOLE GRID
S1 R-17 2825W 5175N						90	10 0		
S1 R-17 2825W 5200N						5	10 0		
S1 R-17 2825W 5250N						240	10.0		
S1 R-17 2850W 5150N						10	10 0		
S1 R-17 2850W 5175N						40	10 0		
S1 R-17 2850W 5225N						20	10 0		
S1 R-17 2850W 5250N						5	10 0		
S1 R-17 2875W 5150N						25	10 0		
S1 R-17 2875W 5175N						10	10 0		
S1 R-17 2875W 5200N						<5	10 0		
S1 R-17 2875W 5225N						5	10 0		
S1 R-17 2875W 5250N						80	10 0		
S1 R-17 3000N 1550W					0 3	10	10 0		BEAR GRID
S1 R-17 4600N 2150W					0 4	15	10 0		VOLE GRID
S1 R-17 4700N 2700W					0 9	5	10 0		
S1 R-17 4700N 2750W					0 4	<5	10 0		
S1 R-17 4700N 2800W					0 6	5	10 0		
S1 R 17 4700N 2850W					0 6	10	10 0		
S1 R-17 4700N 2900W					0 6	<5	10 0		
S1 R-17 4700N 2950W					1 2	5	10 0		
S1 R-17 4700N 3000W					0 3	<5	10 0		
S1 R-17 4700N 3050W					0 8	10	10 0		
S1 R-17 4700N 3100W					0 3	<5	10 0		
S1 R-17 4700N 3150W					0 5	<5	10.0		
S1 R-17 4700N 3200W					0 8	10	10 0		

Bondar-Clegg & Company Ltd
130 Pemberton Ave
North Vancouver B C
Canada V7P 2R5
Phone (604) 985 0681
Telex 04 352667

BONDAR-CLEGG

Geochemical Lab Report

REPORT 1 A7304 | PROJECT RAM | PAGE 7

SAMPLE NUMBER	ELEMENT UNITS	Cu PPM	Pb PPM	Zn PPM	Ag PPM	Au PPB	Au/wt G	Au/wt G	
S1 R-17 4800N 2700W		**VOLE GRID**			2 3	10	10 0		
S1 R-17 4800N 2750W					0 2	40	10 0		
S1 R-17 4800N 2800W					0 8	<5	10 0		
S1 R-17 4800N 2900W					0 4	<5	10 0		
S1 R-17 4800N 2950W					1 0	5	10 0		
S1 R-17 4800N 3000W					1 1	5	10 0		
S1 R-17 4800N 3050W					1 2	5	10 0		
S1 R-17 4800N 3100W					0.7	10	10 0		
S1 R-17 4800N 3150W					0 4	<5	10 0		
S1 R-17 4800N 3200W					0 9	5	10 0		
S1 R-17 5000N 3150W					0 3	<5	10 0		
S1 R-17 5000N 3200W					2 0	10	10.0		
S1 R-17 5150N 2425W						20	10 0		
S1 R-17 5150N 2450W						65	10 0		
S1 R-17 5150N 2475W						10	10 0		
S1 R-17 5150N 2500W						60	10 0		
S1 R-17 5150N 2525W						40	10 0		
S1 R-17 5175N 2375W						60	10 0		
S1 R-17 5175N 2450W						15	10 0		
S1 R-17 5175N 2475W						45	10 0		
S1 R-17 5175N 2500W						25	10 0		
S1 R-17 5175N 2525W						25	10 0		
S1 R-17 5200N 2375W						10	10 0		
S1 R-17 5200N 2475W						20	10 0		
S1 R-17 5200N 2525W						15	10 0		
S1 R-17 5225N 2375W						<5	10 0		
S1 R-17 5225N 2450W						160	10 0		
S1 R-17 5225N 2475W						70	10 0		
S1 R-17 5225N 2500W						45	10 0		
S1 R-17 5225N 2525W						15	10 0		
S1 R 17 5250N 2375W						<5	10 0		
S1 R-17 5250N 2425W						85	10 0		
S1 R 17 5250N 2450W						75	10 0		
S1 R-17 5250N 2475W						80	10 0		
S1 R-17 5250N 2500W						65	10 0		
S1 R-17 5250N 2525W						75	10 0		
S1 R-17 6200N 4450E			18	82	0 2				**RAM/FOX GRID**
S1 R-17 6200N 4500E			15	48	0.2				
S1 R-17 6200N 4550E			15	78	0 1				
S1 R-17 6200N 4600E			23	112	0 2				

Bondar-Clegg & Company Ltd
130 Pemberton Ave
North Vancouver B C
Canada V7P 2R5
Phone (604) 985 0681
Telex 04 352667

BONDAR-CLEGG

Geochemical Lab Report

REPORT 127-/304 | **RAM/FOX GRID** | PROJECT RAM | PAGE 8

SAMPLE NUMBER	ELEMENT UNITS	Cu PPM	Pb PPM	Zn PPM	Ag PPM	Au PPB	Au/wt G	Au/wt G
S1 R 17 6200N 4650E			27	165	0 2			
S1 R 17 6200N 4700E			19	230	0 2			
S1 R-17 6200N 4750E			13	480	0 2			
S1 R 17 6200N 4800E			29	930	0 4			
S1 R-17 6200N 4850E			20	380	0 5			
S1 R-17 6200N 4900E			20	295	0 5			
S1 R-17 6200N 4950E			26	265	0 6			
S1 R-17 6200N 5000E			17	210	0 7			
S1 R-17 6200N 5050E			25	345	0 4			
S1 R-17 6200N 5100E			7	77	0 3			
S1 R-17 6200N 5150E			21	280	0 3			
S1 R-17 6200N 5200E			26	305	0 5			
S1 R-17 6200N 5250E			30	430	0 3			
S1 R-17 6200N 5300E			39	360	0 6			
S1 R-17 6200N 5350E			23	305	0.3			
S1 R-17 6200N 5400E			66	149	0 8			
S1 R-17 6200N 5450E			16	580	0 3			
S1 R-17 6200N 5500E			10	260	0 1			
S1 R-17 6200N 5550E			16	460	0 2			
S1 R-17 6200N 5600E			5	35	0.1			
S1 R-17 8000N 4000E			56	215	0 3			
S1 R-17 8000N 4050E			33	250	0 4			
S1 R-17 8000N 4100E			20	270	0.5			
S1 R-17 8000N 4150E			51	645	0 6			
S1 R-17 8000N 4200E			48	560	0 6			
S1 R-17 8000N 4250E			29	182	0 3			
S1 R-17 8000N 4300E			13	121	0 3			
S1 R-17 8000N 4350E			10	131	0 1			
S1 R-17 8000N 4400E			9	85	0 5			
S1 R-17 8000N 4450E			9	99	0 2			
S1 R-17 8000N 4500E			<2	10	0 2			
S1 R 17 8000N 4550E			11	97	0 6			
S1 R-17 8000N 4600E			15	71	0 2			
S1 R-17 8000N 4650E			9	97	<0 1			
S1 R-17 8000N 4700E			29	275	0 4			
S1 R-17 8000N 4750E			15	72	0 3			
S1 R-17 8000N 4800E			24	155	0 2			
S1 R-17 8000N 4850E			19	162	0 1			
S1 R-17 8000N 4900E			30	194	0 2			
S1 R-17 8000N 4950E			58	320	1 0			

Bondar-Clegg & Company Ltd
130 Pemberton Ave
North Vancouver B C
Canada V7P 2R5
Phone (604) 985 0681
Telex 04 352667

BONDAR-CLEGG

Geochemical Lab Report

REPORT 127-7304 | **RAM/FOX GRID** | PROJECT RAM | PAGE 9

SAMPLE NUMBER	ELEMENT UNITS	Cu PPM	Pb PPM	Zn PPM	Ag PPM	Au PPB	Au/wt G	Au/wt G
S1 R-17 8000N 5000E			91	500	1 1			
S1 R-17 8000N 5050E			255	1000	0 7			
S1 R 17 8000N 5100E			97	320	0 6			
S1 R-17 8000N 5150E			235	152	1 1			
S1 R-17 8000N 5200E			104	192	1 9			
S1 R-17 8000N 5250E			280	138	0 7			
S1 R-17 8000N 5300E			49	52	0 3			
S1 R-17 8000N 5350E			140	142	0 4			
S1 R-17 8000N 5400E			28	26	0 2			

Bondar-Clegg & Company Ltd
130 Pemberton Ave
North Vancouver B C
Canada V7P 2R5
Phone (604) 985 0681
Telex 04 352667

BONDAR-CLEGG

Geochemical Lab Report

RECEIVED
OCT 0 6 87

REPORT 127-7309 (Complete) | RAM - Ship #20 Ans'd | PROJECT RAM | PAGE 1

SAMPLE NUMBER	ELEMENT UNITS	Ag PPM	Au PPB	Au/wt G	Au/wt G	SAMPLE NUMBER	ELEMENT UNITS	Ag PPM	Au PPB	Au/wt G	Au/wt G
				BEAR GRID							
	R-20 400N 0000E/W	1 0	10	10 0		S1	R-20 1400N 0150E	0 8	10	10 0	
	R-20 400N 050E	0 3	<5		10 0	S1	R-20 1400N 0200E	<0 1	<5	10 0	
S1	R-20 400N 100E	<0 1	<5	10 0		S1	R-20 1400N 0250E	<0 1	<5	10 0	
S1	R-20 400N 150E	0 1	5	10 0		S1	R-20 1400N 0300E	0 1	<5	10 0	
	R-20 400N 200E	<0 1	5	10 0		S1	R 20 1400N 0350E	0 1	5	10 0	
S1	R-20 400N 250E	<0 1	5	10 0		S1	R-20 1400N 0400E	<0 1	<5	10 0	
S1	R-20 400N 300E	0 1	10	5 0		S1	R-20 1400N 0450E	0 1	<5	10 0	
	R-20 400N 350E	0 2	<5	10 0		S1	R-20 1400N 0500E	0 2	<5	10 0	
S1	R-20 400N 050W	0 1	10	10 0		S1	R-20 1400N 0600E	0 2	<5	10 0	
S1	R-20 400N 100W	0 1	<5	10 0		S1	R-20 1400N 0650E	0 1	<5	10 0	
S1	R-20 400N 150W	0 2	<5	5.0		S1	R-20 1400N 0700E	0 3	<5	10 0	
S1	R-20 400N 200W	<0.1	<5	10 0		S1	R-20 1400N 0750E	0.3	<5	10 0	
	R-20 400N 250W	<0 1	<5	8 0		S1	R-20 1400N 0800E	0 1	<5	10 0	
	R-20 400N 300W	<0 1	<5	10 0		S1	R-20 1400N 0850E	0 1	<5	10 0	
S1	R-20 400N 350W	<0 1	<5	7 0		S1	R-20 1400N 0900E	<0 1	<5	10 0	
	R-20 400N 400W	<0 1	25	10 0		S1	R-20 1400N 0950E	0 1	<5	10 0	
S1	R-20 400N 450W	<0.1	<5	10 0		S1	R 20 1400N 1000E	0 1	<5	10 0	
S1	R-20 400N 500W	0.3	25	10 0		S1	R-20 1400N 0050W	<0 1	<5	10 0	
	R-20 400N 550W	<0 1	<5	10.0		S1	R-20 1400N 0100W	0.1	<5	10 0	
S1	R-20 400N 600W	<0.1	<5	10.0		S1	R-20 1400N 0150W	0 1	<5	10 0	
	R-20 400N 650W	<0.1	15	10 0		S1	R-20 1400N 0200W	<0 1	<5	10 0	
	R-20 400N 700W	<0 1	<5	10 0		S1	R-20 1400N 0250W	<0 1	<5	10 0	
S1	R-20 400N 750W	0 1	20	10 0		S1	R-20 1400N 0300W	<0 1	10	10 0	
	R-20 400N 800W	0.1	5	10 0		S1	R-20 1400N 0400W	<0 1	<5	10 0	
	R-20 400N 850W	0 1	10	10 0		S1	R-20 1400N 0450W	<0 1	5	5 0	
S1	R-20 400N 900W	0 1	15	10 0		S1	R-20 1400N 0500W	<0 1	<5	10 0	
	R-20 400N 950W	0 2	<5	10 0		S1	R 20 1400N 0550W	<0 1	5	10 0	
S1	R-20 1200N 1050E	<0 1	10	10 0		S1	R-20 1400N 0600W	<0 1	<5	10 0	
S1	R-20 1200N 1100E	<0 1	<5	10 0		S1	R-20 1400N 0650W	0 1	80	10 0	
	R-20 1200N 1150E	<0 1	<5	2 0	8 0	S1	R-20 1400N 0700W	<0 1	<5	10 0	
S1	R-20 1200N 1200E	<0 1	<5	10 0		S1	R-20 1400N 0750W	0 1	<5	10 0	
	R-20 1200N 1250E	<0 1	<5	7 0		S1	R-20 1400N 0800W	<0 1	<5	10 0	
	R-20 1200N 1300E	0 1	5	10 0		S1	R-20 1400N 0850W	0 1	<5	10 0	
S1	R-20 1200N 1350E	<0 1	<5	10 0		S1	R-20 1400N 0900W	0 3	<5	10 0	
S1	R 20 1200N 1400E	0 1	5	10 0		S1	R 20 1400N 0950W	0 2	<5	10 0	
S1	R 20 1200N 1450E	<0 1	<5	10 0		S1	R-20 1400N 1000W	0 3	5	10 0	
	R 20 1200N 1500E	<0 1	<5	10.0		S1	R-20 1600N 1550W	0 4	10	10 0	
	R-20 1400N 0000E	0 1	<5	10 0		S1	R-20 1600N 1600W	0 2	<5	10 0	
	R-20 1400N 0050E	<0 1	<5	10 0		S1	R-20 1600N 1650W	0 2	15	10 0	
S1	R-20 1400N 0100E	<0 1	<5	10 0		S1	R-20 1600N 1700W	0 2	10	10 0	

Bondar-Clegg & Company Ltd
130 Pemberton Ave
North Vancouver B C
Canada V7P 2R5
Phone (604) 985 0681
Telex 04 352667

BONDAR-CLEGG

Geochemical Lab Report

REPORT 127-/309 | **BEAR GRID** | PROJECT RAM | PAGE 2

SAMPLE NUMBER	ELEMENT UNITS	Ag PPM	Au PPB	Au/wt G	Au/wt G	SAMPLE NUMBER	ELEMENT UNITS	Ag PPM	Au PPB	Au/wt G	Au/wt G
R-20 1600N 1750W		0.2	<5	10.0		S1 R-20 2000N 0800W		0.2	<5	10.0	
R-20 1600N 1800W		0.1	<5	10.0		S1 R-20 2000N 0850W		<0.1	<5	10.0	
S1 R-20 1600N 1850W		0.1	<5	10.0		S1 R-20 2000N 0900W		0.2	<5	10.0	
S1 R-20 1600N 1900W		0.4	<5	10.0		S1 R-20 2000N 0950W		0.1	5	10.0	
R-20 1600N 1950W		0.4	<5	10.0		S1 R-20 2000N 1000W		<0.1	<5	10.0	
S1 R-20 1600N 2000W		0.4	5	10.0		S1 R-20 2000N 1050W		0.1	<5	10.0	
R-20 2000N 0000E/W		0.6	<5	10.0		S1 R-20 2000N 1100W		0.2	<5	10.0	
R-20 2000N 0050E		0.6	<5	10.0		S1 R-20 2000N 1150W		0.2	<5	10.0	
S1 R-20 2000N 0100E		0.4	5	5.0		S1 R-20 2000N 1200W		0.3	<5	10.0	
R-20 2000N 0150E		0.5	<5	10.0		S1 R-20 2000N 1250W		1.3	<5	10.0	
S1 R-20 2000N 0250E		0.4	<5	10.0		S1 R-20 2000N 1300W		0.9	<5	10.0	
S1 R-20 2000N 0350E		0.2	<5	10.0		S1 R-20 2000N 1350W		0.3	<5	10.0	
R-20 2000N 0400E		0.5	10	10.0		S1 R-20 2000N 1400W		0.4	<5	10.0	
R-20 2000N 0450E		0.3	<5	10.0		S1 R-20 2000N 1450W		0.2	5	10.0	
S1 R-20 2000N 0500E		0.3	<5	10.0		S1 R-20 2000N 1500W		0.2	30	10.0	
R-20 2000N 0550E		0.2	<5	10.0		S1 R-20 2000N 1550W		0.2	10	10.0	
S1 R-20 2000N 0600E		0.6	<5	10.0		S1 R-20 2000N 1600W		<0.1	<5	10.0	
R-20 2000N 0650E		1.0	<5	10.0		S1 R-20 2000N 1650W		0.3	5	10.0	
R-20 2000N 0700E		1.0	<5	10.0		S1 R-20 2000N 1700W		0.3	<5	10.0	
S1 R-20 2000N 0750E		0.3	<5	10.0		S1 R-20 2000N 1750W		0.1	<5	10.0	
R-20 2000N 0800E		0.2	<5	10.0		S1 R-20 2000N 1800W		2.6	120	10.0	
R-20 2000N 0850E		0.3	<5	10.0		S1 R-20 2000N 1850W		<0.1	5	10.0	
S1 R-20 2000N 0900E		0.1	<5	10.0		S1 R-20 2000N 1900W		0.3	<5	10.0	
R-20 2000N 0950E		0.3	<5	10.0		S1 R-20 2000N 1950W		0.2	<5	10.0	
R-20 2000N 1000E		0.3	<5	10.0		S1 R-20 2000N 2000W		0.1	<5	10.0	
S1 R-20 2000N 0050W		0.2	<5	10.0		S1 R-20 2200N 1025W		<0.1	<5	10.0	
R-20 2000N 0100W		<0.1	5	10.0		S1 R-20 2200N 1050W		0.6	<5	10.0	
S1 R-20 2000N 0150W		0.2	<5	10.0		S1 R-20 2200N 1100W		0.7	<5	10.0	
S1 R-20 2000N 0200W		0.2	<5	10.0		S1 R-20 2200N 1150W		0.2	<5	10.0	
R-20 2000N 0250W		0.2	<5	10.0		S1 R-20 2200N 1200W		0.1	<5	10.0	
S1 R-20 2000N 0300W		0.3	<5	10.0		S1 R-20 2200N 1250W		0.4	<5	10.0	
R-20 2000N 0350W		0.2	10	10.0		S1 R-20 2200N 1300W		0.6	<5	10.0	
R-20 2000N 0400W		0.3	<5	10.0		S1 R-20 2200N 1350W		0.7	<5	10.0	
S1 R-20 2000N 0450W		0.2	<5	10.0		S1 R-20 2200N 1400W		0.1	<5	10.0	
S1 R-20 2000N 0500W		0.5	<5	10.0		S1 R-20 2200N 1450W		0.4	10	10.0	
S1 R-20 2000N 0550W		0.2	<5	10.0		S1 R 20 2200N 1500W		0.3	190	10.0	
S1 R-20 2000N 0600W		0.5	15	10.0		S1 R-20 2200N 1550W		0.1	<5	10.0	
R-20 2000N 0650W		0.1	<5	10.0		S1 R-20 2200N 1600W		0.1	<5	10.0	
R-20 2000N 0700W		1.3	20	10.0		S1 R-20 2200N 1650W		0.1	<5	10.0	
S1 R-20 2000N 0750W		0.3	<5	10.0		S1 R-20 2200N 1700W		0.1	320	10.0	

Bondar-Clegg & Company Ltd
130 Pemberton Ave
North Vancouver B C
Canada V7P 2R5
Phone (604) 985 0681
Telex 04 352667

BONDAR-CLEGG

Geochemical Lab Report

REPORT 127-7309 | **BEAR GRID** | PROJECT RAM | PAGE 3

SAMPLE NUMBER	ELEMENT UNITS	Ag PPM	Au PPB	Au/wt G	Au/wt G	SAMPLE NUMBER	ELEMENT UNITS	Ag PPM	Au PPB	Au/wt G	Au/wt G
[illegible] R-20 2200N 1750W		0.2	<5	10.0		S1 R-20 3000N 0200E		0.1	<5	10.0	
[illegible] R-20 2200N 1800W		0.1	<5	10.0		S1 R-20 3000N 0250E		<0.1	<5	10.0	
S1 R-20 2200N 1850W		0.3	<5	10.0		S1 R-20 3000N 0300E		0.1	<5	10.0	
S1 R-20 2200N 1900W		0.2	<5	10.0		S1 R-20 3000N 0350E		0.1	<5	8.0	
[illegible] R-20 2200N 1950W		0.4	5	10.0		S1 R-20 3000N 0400E		0.1	<5	10.0	
S1 R-20 2200N 2000W		0.4	80	10.0		S1 R-20 3000N 0450E		1.2	5	10.0	
[illegible] R-20 2800N 0000E		<0.1	<5	10.0		S1 R-20 3000N 0500E		0.5	<5	10.0	
[illegible] R-20 2800N 0050E		0.1	<5	10.0		S1 R-20 3000N 0000W		0.2	<5	10.0	
S1 R-20 2800N 0100E		0.1	<5	10.0		S1 R-20 3000N 0050W		0.1	<5	10.0	
S1 R-20 2800N 0150E		0.1	<5	10.0		S1 R-20 3000N 0100W		0.1	<5	10.0	
S1 R-20 2800N 0200E		<0.1	<5	10.0		S1 R-20 3000N 0150W		0.2	<5	10.0	
S1 R-20 2800N 0250E		0.1	<5	10.0		S1 R-20 3000N 0200W		0.1	<5	10.0	
[illegible] R-20 2800N 0300E		0.1	<5	10.0		S1 R-20 3000N 0250W		0.2	<5	10.0	
[illegible] R-20 2800N 0350E		0.1	<5	10.0		S1 R-20 3000N 0300W		<0.1	<5	10.0	
S1 R-20 2800N 0400E		0.3	<5	10.0		S1 R-20 3000N 0350W		0.2	<5	10.0	
[illegible] R-20 2800N 0450E		0.1	<5	10.0		S1 R-20 3000N 0400W		0.2	<5	10.0	
S1 R-20 2800N 0500E		0.4	5	10.0		S1 R-20 3000N 0450W		0.2	<5	10.0	
[illegible] R-20 2800N 0050W		0.2	<5	10.0		S1 R-20 3000N 0500W		0.1	<5	10.0	
[illegible] R-20 2800N 0100W		0.1	<5	10.0		S1 R-20 3000N 0550W		0.1	<5	10.0	
S1 R-20 2800N 0150W		0.3	<5	10.0		S1 R-20 3000N 0600W		<0.1	<5	10.0	
[illegible] R-20 2800N 0200W		0.1	<5	10.0		S1 R-20 3000N 0650W		0.1	<5	10.0	
[illegible] R-20 2800N 0250W		0.1	<5	10.0		S1 R-20 3000N 0700W		<0.1	<5	10.0	
S1 R-20 2800N 0300W		0.1	<5	10.0		S1 R-20 3000N 0750W		0.1	<5	10.0	
[illegible] R-20 2800N 0350W		0.2	10	10.0		S1 R-20 3000N 0800W		0.2	<5	10.0	
[illegible] R-20 2800N 0400W		0.5	45	10.0		S1 R-20 3000N 0850W		0.2	<5	10.0	
S1 R-20 2800N 0450W		0.1	<5	10.0		S1 R-20 3000N 0900W		0.1	<5	10.0	
[illegible] R-20 2800N 0500W		0.1	<5	10.0		S1 R-20 3000N 0950W		0.2	<5	10.0	
S1 R-20 2800N 0550W		0.1	<5	10.0		S1 R-20 3000N 1000W		0.1	<5	10.0	
S1 R-20 2800N 0600W		<0.1	<5	10.0		S1 R-20 3400N 0050E		0.2	<5	5.0	
[illegible] R-20 2800N 0650W		0.3	<5	10.0		S1 R-20 3400N 0100E		0.1	<5	10.0	
S1 R-20 2800N 0700W		0.2	<5	10.0		S1 R-20 3400N 0150E		0.3	<5	10.0	
[illegible] R-20 2800N 0750W		<0.1	<5	10.0		S1 R-20 3400N 0200E		0.5	<5	10.0	
[illegible] R-20 2800N 0800W		<0.1	<5	10.0		S1 R-20 3400N 0250E		0.3	<5	10.0	
S1 R-20 2800N 0850W		0.1	<5	10.0		S1 R-20 3400N 0300E		0.2	<5	10.0	
S1 R-20 2800N 0900W		0.1	<5	10.0		S1 R-20 3400N 0350E		0.2	<5	10.0	
S1 R-20 2800N 0950W		0.1	<5	10.0		S1 R-20 3400N 0400E		0.2	<5	10.0	
S1 R-20 2800N 1000W		0.1	<5	10.0		S1 R-20 3400N 0450E		0.5	<5	10.0	
[illegible] R-20 3000N 0050E		0.1	60	10.0		S1 R-20 3400N 0500E		0.4	<5	10.0	
[illegible] R-20 3000N 0100E		<0.1	<5	5.0		S1 R-20 3400N 0550E		1.6	<5	10.0	
S1 R-20 3000N 0150E		0.1	<5	10.0		S1 R-20 3400N 0600E		4.0	<5	10.0	

Bondar-Clegg & Company Ltd
130 Pemberton Ave
North Vancouver B C
Canada V7P 2R5
Phone (604) 985 0681
Telex 04 352667

BONDAR-CLEGG

Geochemical Lab Report

REPORT 17-7309 | **BEAR GRID** | PROJECT RAM | PAGE 1

SAMPLE NUMBER	ELEMENT UNITS	Ag PPM	Au PPB	Au/wt G	Au/wt G	SAMPLE NUMBER	ELEMENT UNITS	Ag PPM	Au PPB	Au/wt G	Au/wt G
R-20 3400N 0650E		0.7	<5	10.0		S1 R-20 3400N 1600W		0.1	<5	10.0	
R-20 3400N 0700E		0.2	<5	10.0		S1 R-20 3400N 1650W		0.1	<5	10.0	
S1 R-20 3400N 0750E		<0.1	<5	10.0		S1 R-20 3400N 1700W		0.2	10	10.0	
S1 R-20 3400N 0800E		0.3	<5	10.0		S1 R-20 3400N 1750W		<0.1	10	10.0	
R-20 3400N 0850E		0.3	<5	10.0		S1 R-20 3400N 1800W		0.2	5	10.0	
S1 R-20 3400N 0900E		0.2	<5	5.0		S1 R-20 3400N 1850W		0.1	<5	10.0	
R-20 3400N 0950E		0.2	<5	10.0		S1 R-20 3400N 1900W		0.2	<5	10.0	
R-20 3400N 0970E		0.3	<5	10.0		S1 R-20 3400N 1950W		0.1	<5	10.0	
S1 R-20 3400N 0000W		2.4	30	10.0		S1 R-20 3400N 2000W		0.1	<5	10.0	
R-20 3400N 0050W		0.4	<5	10.0		S1 R-20 3600N 0000E		1.7	<5	10.0	
S1 R-20 3400N 0100W		0.2	<5	10.0		S1 R-20 3600N 0050E		0.2	<5	10.0	
S1 R-20 3400N 0150W		0.4	5	10.0		S1 R-20 3600N 0100E		0.1	<5	10.0	
R-20 3400N 0200W		0.1	<5	10.0		S1 R-20 3600N 0150E		0.1	<5	10.0	
R-20 3400N 0250W		0.2	<5	10.0		S1 R-20 3600N 0200E		0.2	<5	10.0	
S1 R-20 3400N 0300W		0.4	5	10.0		S1 R-20 3600N 0250E		<0.1	<5	10.0	
R-20 3400N 0350W		0.7	<5	10.0		S1 R-20 3600N 0300E		0.2	<5	8.0	
S1 R-20 3400N 0400W		0.8	5	10.0		S1 R-20 3600N 0350E		0.3	<5	8.0	
S1 R-20 3400N 0450W		1.0	<5	10.0		S1 R-20 3600N 0400E		0.6	<5	10.0	
R-20 3400N 0500W		0.1	<5	10.0		S1 R-20 3600N 0450E		0.2	<5	10.0	
S1 R-20 3400N 0550W		0.1	<5	10.0		S1 R-20 3600N 0500E		0.4	<5	10.0	
R-20 3400N 0600W		<0.1	<5	10.0		S1 R-20 3600N 0550E		0.6	<5	10.0	
R-20 3400N 0650W		<0.1	<5	10.0		S1 R-20 3600N 0600E		0.7	<5	10.0	
S1 R-20 3400N 0700W		<0.1	<5	10.0		S1 R-20 3600N 0650E		0.5	<5	10.0	
R-20 3400N 0750W		<0.1	<5	10.0		S1 R-20 3600N 0700E		0.3	<5	10.0	
R-20 3400N 0800W		<0.1	<5	10.0		S1 R-20 3600N 0750E		0.3	<5	10.0	
S1 R-20 3400N 0850W		0.1	<5	10.0		S1 R-20 3600N 0800E		0.3	<5	10.0	
R-20 3400N 0900W		0.1	<5	10.0		S1 R-20 3600N 0850E		0.1	<5	10.0	
S1 R-20 3400N 0950W		0.1	<5	10.0		S1 R-20 3600N 0900E		0.2	<5	10.0	
S1 R-20 3400N 1000W		0.1	<5	10.0		S1 R-20 3600N 0950E		0.4	<5	10.0	
R-20 3400N 1050W		<0.1	<5	10.0		S1 R-20 3600N 0970E		0.2	<5	10.0	
S1 R-20 3400N 1100W		0.1	<5	10.0		S1 R-20 3600N 0050W		1.1	<5	10.0	
R-20 3400N 1150W		<0.1	<5	10.0		S1 R-20 3600N 0100W		0.5	<5	10.0	
R-20 3400N 1200W		<0.1	10	10.0		S1 R-20 3600N 0150W		0.3	<5	10.0	
S1 R-20 3400N 1250W		0.1	5	10.0		S1 R-20 3600N 0200W		0.3	<5	10.0	
S1 R-20 3400N 1300W		<0.1	<5	10.0		S1 R-20 3600N 0250W		0.9	<5	10.0	
R-20 3400N 1350W		0.1	<5	10.0		S1 R-20 3600N 0300W		0.7	<5	10.0	
S1 R-20 3400N 1400W		<0.1	<5	10.0		S1 R-20 3600N 0350W		1.1	<5	10.0	
R-20 3400N 1450W		0.1	<5	10.0		S1 R-20 3600N 0400W		0.2	<5	10.0	
R-20 3400N 1500W		<0.1	<5	10.0		S1 R-20 3600N 0450W		0.1	<5	10.0	
S1 R-20 3400N 1550W		0.1	15	10.0		S1 R-20 3600N 0500W		0.1	<5	10.0	

Bondar-Clegg & Company Ltd
130 Pemberton Ave
North Vancouver B C
Canada V7P 2R5
Phone (604) 985 0681
Telex 04 352667

BONDAR-CLEGG

Geochemical Lab Report

REPORT 127 7309 | **BEAR GRID** | PROJECT RAM | PAGE 5

SAMPLE NUMBER	ELEMENT UNITS	Ag PPM	Au PPB	Au/wt G	Au/wt G
R-20 3600N 0550W		<0.1	<5	10.0	
R-20 3600N 0600W		0.1	<5	10.0	
S1 R-20 3600N 0650W		0.2	<5	10.0	
S1 R-20 3600N 0700W		0.1	<5	10.0	
R-20 3600N 0750W		<0.1	<5	10.0	
S1 R-20 3600N 0800W		0.1	<5	10.0	
R-20 3600N 0850W		0.1	<5	10.0	
R-20 3600N 0900W		0.2	<5	10.0	
S1 R-20 3600N 1000W		0.1	<5	10.0	
R-20 3600N 1050W		<0.1	<5	10.0	
S1 R-20 3600N 1100W		0.1	<5	10.0	
S1 R-20 3600N 1150W		0.2	<5	10.0	
R-20 3600N 1200W		<0.1	<5	10.0	
R-20 3600N 1250W		<0.1	<5	10.0	
S1 R-20 3600N 1300W		<0.1	<5	10.0	
R-20 3600N 1350W		0.1	<5	10.0	
S1 R-20 3600N 1400W		0.2	<5	10.0	
R-20 3600N 1450W		0.1	<5	10.0	
R-20 3600N 1500W		0.1	<5	10.0	
S1 R-20 3600N 1550W		0.1	<5	10.0	
R-20 3600N 1600W		0.1	<5	10.0	
R-20 3600N 1650W		0.4	5	10.0	
S1 R-20 3600N 1700W		0.1	<5	6.0	
R-20 3600N 1750W		0.2	<5	10.0	
R-20 3600N 1800W		0.2	20	10.0	
S1 R-20 3600N 1850W		0.2	5	10.0	
R-20 3600N 1900W		<0.1	5	10.0	
S1 R-20 3600N 1950W		<0.1	<5	10.0	
S1 R-20 3600N 2000W		0.1	<5	10.0	

Bondar-Clegg & Company Ltd
130 Pemberton Ave
North Vancouver B C
Canada V7P 2R5
Phone (604) 985-0681
Telex 04 352667

BONDAR-CLEGG

Geochemical Lab Report

REPORT 127-7320 (COmplete) | **RM - Ship #21** | PROJECT R4M | PAGE 1

SAMPLE NUMBER	ELEMENT UNITS	Cu PPM	Pb PPM	Zn PPM	Ag PPM	Au PPB	Au/wt G
S1 R-21 1800E 700S		33	28	96			
S1 R-21 1800E 725S		63	95	206			
S1 R-21 1800E 750S		10	15	76			
S1 R-21 1800E 775S		5	16	89			
S1 R-21 1800E 800S		8	40	93			
S1 R-21 1800E 825S		73	23	136			
S1 R-21 1800E 850S		144	16	64			
S1 R-21 1800E 875S		82	18	56			
S1 R-21 1800E 900S		106	16	37			
S1 R-21 1800E 925S		8	22	25			
S1 R-21 1800E 950S		3	7	8			
S1 R-21 1800E 975S		4	7	12			
S1 R-21 1800E 1000S		10	12	38			
S1 R-21 1825E 700S		48	12	695			
S1 R-21 1825E 725S		82	75	600			
S1 R-21 1825E 750S		10	7	10			
S1 R-21 1825E 775S		200	53	63			
S1 R-21 1825E 800S		6	9	20			
S1 R-21 1825E 825S		14	9	24			
S1 R-21 1825E 850S		52	20	57			
S1 R-21 1825E 875S		105	57	174			
S1 R-21 1825E 900S		320	6	34			
S1 R-21 1825E 925S		172	5	13			
S1 R-21 1825E 950S		165	9	19			
S1 R-21 1825E 1000S		6	16	11			
S1 R-21 1825E 1025S		11	25	35			
S1 R-21 1825E 1050S		20	17	40			
S1 R-21 1825E 1075S		16	89	60			
S1 R-21 1825E 1100S		30	69	135			
S1 R-21 1825E 1125S		39	47	290			
S1 R-21 1825E 1150S		29	24	90			
S1 R-21 1825E 1175S		52	34	275			
S1 R-21 1825E 1200S		55	19	118			
S1 R-21 1825E 1225S		54	21	107			
S1 R-21 1825E 1250S		54	23	196			
S1 R-21 1825E 1275S		42	20	122			
S1 R-21 1825E 1300S		46	22	123			
S1 R-21 1850E 700S		30	38	193			
S1 R-21 1850E 725S		9	12	22			
S1 R-21 1850E 750S		40	13	63			

P/GWN GRID

RECEIVED
OCT 06 87
Ans'd

Bondar-Clegg & Company Ltd
130 Pemberton Ave
North Vancouver B C
Canada V7P 2R5
Phone (604) 985 0681
Telex 04 352667

BONDAR-CLEGG

Geochemical Lab Report

REPORT 127-7320 | PROJECT RAM | PAGE 7

SAMPLE NUMBER	ELEMENT UNITS	Cu PPM	Pb PPM	Zn PPM	Ag PPM	Au PPB	Au/wt G	
S1 R-21 1850E 775S		28	14	28				P/GWN GRID
S1 R-21 1850E 800S		46	4	14				
S1 R-21 1850E 825S		164	9	42				
S1 R-21 1850E 850S		32	20	100				
S1 R-21 1850E 875S		25	7	11				
S1 R-21 1850E 900S		32	25	35				
S1 R-21 1850E 925S		200	27	160				
S1 R-21 1850E 950S		155	10	23				
S1 R-21 1850E 975S		15	15	27				
S1 R-21 1850E 1000S		15	10	28				
S1 R-21 1850E 1025S		16	29	48				
S1 R-21 1850E 1050S		22	41	83				
S1 R-21 1850E 1075S		43	275	193				
S1 R-21 1850E 1100S		26	36	115				
S1 R-21 1850E 1125S		28	56	70				
S1 R-21 1850E 1150S		44	71	105				
S1 R-21 1850E 1175S		47	50	127				
S1 R-21 1850E 1200S		33	93	73				
S1 R-21 1850E 1225S		43	118	101				
S1 R-21 1850E 1250S		58	19	136				
S1 R-21 1850E 1275S		22	26	48				
S1 R-21 1850E 1300S		54	30	107				
S1 R-21 2375E 300S					0.2	<5		SOUTH GRID
S1 R-21 2375E 325S					0.2	<5		
S1 R-21 2375E 350S					0.1	<5		
S1 R-21 2375E 375S					0.2	<5		
S1 R-21 2375E 400S					0.2	30		
S1 R-21 2375E 425S					0.2	5		
S1 R-21 2375E 450S					<0.1	<5		
S1 R-21 2375E 475S					<0.1	<5		
S1 R-21 2375E 500S					0.1	<5		
S1 R-21 2400E 5400N			1050	210	6.4			RAM/FOX GRID
S1 R-21 2400E 5450N			455	150	2.7			
S1 R-21 2400E 5500N			375	355	3.4			
S1 R-21 2400E 300S					<0.1	<5		SOUTH GRID
S1 R-21 2400E 325S					0.3	<5		
S1 R-21 2400E 350S					0.2	<5		
S1 R-21 2400E 375S					<0.1	<5		
S1 R-21 2400E 425S					0.1	<5		
S1 R-21 2400E 450S					0.3	15		

Bondar-Clegg & Company Ltd
130 Pemberton Ave
North Vancouver B C
Canada V7P 2R5
Phone (604) 985 0681
Telex 04 352667

BONDAR-CLEGG

Geochemical Lab Report

REPORT 127-7320 | PROJECT RAM | PAGE 3

SAMPLE NUMBER	ELEMENT UNITS	Cu PPM	Pb PPM	Zn PPM	Ag PPM	Au PPB	Au/wt G	
S1 R-21 2400E 475S					<0 1	<5		SOUTH GRID
S1 R-21 2400E 500S					0.1	<5		
S1 R-21 2425E 300S					0 1	<5		
S1 R-21 2425E 325S					0 2	<5		
S1 R-21 2425E 350S					0 2	<5		
S1 R-21 2425E 375S					<0 1	5		
S1 R-21 2425E 400S					0 5	<5	5 0	
S1 R-21 2425E 425S					0 2	<5		
S1 R-21 2425E 450S					0.1	<5		
S1 R-21 2425E 475S					0.1	<5		
S1 R-21 2425E 500S					0.2	<5		
S1 R-21 2600E 5350N		1350	54		7 8			RAM/FOX GRID
S1 R-21 2600E 5400N		1700	103		11.0			
S1 R-21 2600E 5450N		580	46		4.0			
S1 R-21 2600E 5500N		128	7		3 5			
S1 R-21 1600N 1000E					0 1	<5		BEAR GRID
S1 R-21 1600N 950E					<0.1	<5		
S1 R-21 1600N 900E					<0 1	<5		
S1 R-21 1600N 850E					<0.1	<5		
S1 R-21 1600N 800E					<0.1	<5		
S1 R-21 1600N 750E					0.2	<5		
S1 R-21 1600N 700E					<0.1	<5		
S1 R-21 1600N 650E					0.2	<5		
S1 R-21 1600N 600E					0.2	<5		
S1 R-21 1600N 550E					0 4	<5		
S1 R-21 1600N 500E					0 2	<5		
S1 R-21 1600N 450E					0 1	<5		
S1 R-21 1600N 400E					<0 1	<5		
S1 R-21 1600N 350E					0 6	<5		
S1 R-21 1600N 300E					0 1	<5		
S1 R-21 1600N 200E					0 6	10		
S1 R-21 1600N 150E					0 3	<5		
S1 R-21 1600N 100E					0 1	<5		
S1 R-21 1600N 50E					0 2	<5		
S1 R 21 1600N 000E					<0.1	<5	5 0	
S1 R-21 1600N 50W					<0 1	<5		
S1 R-21 1600N 100W					<0 1	10		
S1 R-21 1600N 150W					<0 1	<5		
S1 R-21 1600N 200W					<0 1	<5		
S1 R-21 1600N 250W					<0.1	<5		

Bondar-Clegg & Company Ltd
130 Pemberton Ave
North Vancouver B C
Canada V7P 2R5
Phone (604) 985 0681
Telex 04 352667

BONDAR-CLEGG

Geochemical Lab Report

REPORT 127-7320 | PROJECT RAM | PAGE 4

SAMPLE NUMBER	ELEMENT UNITS	Cu PPM	Pb PPM	Zn PPM	Ag PPM	Au PPB	Au/wt G
S1 R-21 1600N 300W	**BEAR GRID**				0 2	<5	
S1 R 21 1600N 350W					0 1	<5	
S1 R-21 1600N 400W					<0 1	<5	
S1 R-21 1600N 450W					<0 1	<5	
S1 R-21 1600N 500W					<0 1	<5	
S1 R-21 1600N 550W					<0 1	<5	
S1 R-21 1600N 600W					<0 1	<5	
S1 R-21 1600N 650W					<0 1	<5	
S1 R-21 1600N 700W					0 1	<5	
S1 R-21 1600N 750W					<0 1	<5	
S1 R-21 1600N 800W					<0.1	<5	
S1 R-21 1600N 850W					<0 1	10	
S1 R-21 1600N 900W					0 3	<5	
S1 R-21 1600N 1000W					<0 1	<5	
S1 R-21 1600N 1050W					2 4	55	
S1 R-21 1600N 1100W					0 3	5	
S1 R-21 1600N 1150W					0 2	<5	
S1 R-21 1600N 1200W					<0.1	<5	
S1 R-21 1600N 1250W					<0.1	<5	
S1 R-21 1600N 1300W					0.2	<5	
S1 R-21 1600N 1350W					0 3	10	
S1 R-21 1600N 1400W					0 1	10	
S1 R-21 1600N 1450W					0.2	15	
S1 R-21 1600N 1500W					0 1	35	
S1 R-21 2000N 000E	**FOX/ FALCON**	82	345		0.8		
S1 R-21 2000N 050E	**GRID**	27	165		0 2		
S1 R-21 2000N 100E		25	151		0 1		
S1 R-21 2000N 150E		43	280		0 4		
S1 R-21 2000N 200E		69	265		0 4		
S1 R-21 2000N 250E		58	230		0 3		
S1 R-21 2000N 300E		66	160		0 4		
S1 R-21 2000N 350E		53	145		0 5		
S1 R-21 2000N 400E		49	164		0 3		
S1 R-21 2000N 450E		44	169		0 4		
S1 R-21 2000N 500E		30	104		0 2		
S1 R-21 2000N 550E		46	88		0 4		
S1 R-21 2000N 600E		25	110		0 3		
S1 R-21 2000N 650E		39	73		0.2		
S1 R-21 2000N 700E		45	132		0.5		
S1 R-21 2000N 750E		94	161		1 2		

Bondar-Clegg & Company Ltd
130 Pemberton Ave
North Vancouver B C
Canada V7P 2R5
Phone (604) 985 0681
Telex 04 352667

BONDAR-CLEGG

Geochemical Lab Report

REPORT 127-7320 | PROJECT RAM | PAGE 3

SAMPLE NUMBER	ELEMENT UNITS	Cu PPM	Pb PPM	Zn PPM	Ag PPM	Au PPB	Au/wt G
S1 R-21 2700N 800E	**FOX/**		33	125	0.1		
S1 R-21 2600N 850E	**FALCON**		12	60	0.2		
S1 R-21 2500N 900E	**GRID**		19	67	0.2		
S1 R-21 2670N 950E			62	489	0.1		
S1 R-21 2500N 1000E			1500	900	0.9		
S1 R-21 2000N 1050E			7	10	<0.1		
S1 R-21 2000N 1100E			26	61	0.3		
S1 R-21 2000N 1150E			31	41	0.2		
S1 R-21 2000N 1200E			21	120	0.4		
S1 R-21 2000N 1250E			21	119	0.2		
S1 R-21 2000N 1300E			21	140	0.1		
S1 R-21 2200N 50E			10	119	0.1		
S1 R-21 2200N 100E			25	102	0.1		
S1 R-21 2200N 250E			33	170	0.1		
S1 R-21 2200N 300E			18	127	0.4		
S1 R-21 2200N 350E			14	70	0.4		
S1 R-21 2200N 400E			24	81	<0.1		
S1 R-21 2200N 450E			34	320	0.4		
S1 R-21 2200N 500E			43	152	0.3		
S1 R-21 2200N 550E			48	144	0.4		
S1 R-21 2200N 600E			44	129	0.2		
S1 R-21 2200N 650E			31	136	0.2		
S1 R-21 2200N 700E			12	23	<0.1		
S1 R-21 2200N 750E			46	90	0.2		
S1 R-21 2200N 800E			58	170	0.8		
S1 R-21 2200N 850E			66	83	0.6		
S1 R-21 2200N 900E			46	122	0.5		
S1 R-21 2200N 950E			25	60	0.1		
S1 R-21 2200N 1000E			150	106	0.7		
S1 R-21 2200N 1050E			56	118	0.4		
S1 R-21 2200N 1100E			12	49	0.2		
S1 R-21 2200N 1150E			13	52	0.2		
S1 R-21 2200N 1200E			11	42	<0.1		
S1 R-21 2200N 1250E			21	118	0.4		
S1 R-21 2200N 1300E			260	158	0.4		
S1 R-21 2600N 500E	**BEAR GRID**				0.2	<5	
S1 R-21 2600N 450E					0.4	<5	
S1 R-21 2600N 400E					0.5	<5	
S1 R-21 2600N 350E					0.3	<5	
S1 R-21 2600N 300E					0.2	<5	

Bondar-Clegg & Company Ltd
130 Pemberton Ave
North Vancouver B C
Canada V7P 2R5
Phone (604) 985 0681
Telex 04 352667

BONDAR-CLEGG

Geochemical Lab Report

REPORT 87-7320 | **BEAR GRID** | PROJECT R&M | PAGE 6

SAMPLE NUMBER	ELEMENT UNITS	Cu PPM	Pb PPM	Zn PPM	Ag PPM	Au PPB	Au/wt G
S1 R-21 2600N 250E					0.4	<5	
S1 R-21 2600N 200E					0.2	5	
S1 R-21 2600N 150E					0.2	<5	
S1 R-21 2600N 100E					0.1	<5	
S1 R-21 2600N 50E					0.1	<5	
S1 R-21 2600N 000E					<0.1	5	
S1 R-21 2600N 50W					0.1	<5	
S1 R-21 2600N 100W					0.2	<5	
S1 R-21 2600N 150W					0.1	<5	
S1 R-21 2600N 200W					0.2	<5	
S1 R-21 2600N 250W					0.2	<5	
S1 R-21 2600N 300W					<0.1	<5	
S1 R-21 2600N 350W					0.2	<5	
S1 R-21 2600N 400W					0.4	<5	
S1 R-21 2600N 450W					0.1	<5	
S1 R-21 2600N 500W					0.6	<5	
S1 R-21 2600N 550W					0.1	<5	
S1 R-21 2600N 600W					0.2	<5	
S1 R-21 2800N 550E					0.1	<5	
S1 R-21 2800N 600E					<0.1	95	
S1 R-21 2800N 650E					0.1	<5	
S1 R-21 2800N 700E					0.1	20	
S1 R-21 2800N 750E					1.4	55	
S1 R-21 2800N 800E					0.4	240	
S1 R-21 2800N 850E					<0.1	5	
S1 R-21 2800N 900E					<0.1	<5	8.0
S1 R-21 2800N 950E					0.2	10	
S1 R-21 2800N 960E					0.3	15	
S1 R-21 2800N 970E					0.5	5	5.0
S1 R-21 3000N 750E					0.3	<5	
S1 R-21 3000N 800E					0.4	10	
S1 R-21 3000N 850E					0.2	<5	
S1 R-21 3000N 900E					0.5	5	8.0
S1 R-21 3000N 950E					0.5	<5	5.0
S1 R-21 3000N 970E					0.4	5	
S1 R-21 3200N 650E					<0.1	<5	
S1 R-21 3200N 700E					0.1	<5	
S1 R-21 3200N 750E					0.2	<5	
S1 R-21 3200N 800E					0.2	<5	
S1 R-21 3200N 850E					0.4	<5	

Bondar-Clegg & Company Ltd
130 Pemberton Ave
North Vancouver B C
Canada V7P 2R5
Phone (604) 985-0681
Telex 04-352667

BONDAR-CLEGG

Geochemical Lab Report

REPORT 127 7320 | PROJECT SAM | PAGE 7

SAMPLE NUMBER	ELEMENT UNITS	Cu PPM	Pb PPM	Zn PPM	Ag PPM	Au PPB	Au/wt G
S1 R-21 [illegible]00N 900E	**BEAR GRID**				0.2	<5	
S1 R-21 3200N 950E					0.2	<5	
S1 R-21 3700N 970E					0.4	<5	
S1 R-21 800S 2450E	**SOUTH GRID**				0.5	5	
S1 R-21 800S 3300E					0.1	20	
S1 R-21 800S 3350E					0.2	<5	
S1 R-21 800S 3400E					0.1	<5	
S1 R-21 800S 3450E					0.1	<5	
S1 R-21 800S 3500E					0.1	<5	
S1 R-21 2575W 4950N	**VOLE GRID**					60	
S1 R-21 2575W 4975N						90	
S1 R-21 2575W 5000N						75	
S1 R-21 2575W 5025N						80	
S1 R-21 2575W 5050N						35	
S1 R-21 2600W 4950N						45	
S1 R-21 2600W 4975N						50	
S1 R-21 2600W 5050N						20	
S1 R-21 2625W 4950N						40	
S1 R-21 2625W 4975N						50	
S1 R-21 2625W 5000N						70	
S1 R-21 2625W 5025N						20	
S1 R-21 2625W 5050N						40	
S1 R-21 2925W 4950N						30	
S1 R-21 2925W 5000N						15	
S1 R-21 2925W 5025N						10	
S1 R-21 2925W 5050N						<5	
S1 R-21 2950W 5025N						<5	
S1 R-21 2950W 5050N						35	
S1 R-21 2975W 4975N						5	
S1 R-21 2975W 5000N						<5	
S1 R-21 2975W 5025N						25	
S1 R-21 2975W 5050N						5	

Bondar-Clegg & Company Ltd
130 Pemberton Ave
North Vancouver B C
Canada V7P 2R5
Phone (604) 985 0681
Telex 04 352667

BONDAR-CLEGG

Geochemical Lab Report

REPORT 227-7320 (complete) | RAM - Ship #21 | PROJECT RAM | PAGE 1

SAMPLE NUMBER	ELEMENT UNITS	Ag PPM	Au PPB
S1 R-21 1800E 700S		0 2	<5
S1 R-21 1800E 725S		0 2	10
S1 R-21 1800E 750S		<0 1	<5
S1 R-21 1800E 775S		<0 1	<5
S1 R-21 1800E 800S		<0 1	<5
S1 R-21 1800E 825S		0 3	<5
S1 R-21 1800E 850S		0 2	<5
S1 R-21 1800E 875S		0 2	<5
S1 R-21 1800E 900S		0 6	<5
S1 R-21 1800E 925S		<0.1	<5
S1 R-21 1800E 950S		<0.1	<5
S1 R-21 1800E 975S		<0.1	<5
S1 R-21 1800E 1000S		0.2	<5
S1 R-21 1825E 700S		0.3	<5
S1 R-21 1825E 725S		0.2	15
S1 R-21 1825E 750S		0.3	<5
S1 R-21 1825E 775S		0.3	<5
S1 R-21 1825E 800S		<0.1	<5
S1 R-21 1825E 825S		0.1	<5
S1 R-21 1825E 850S		0.1	<5
S1 R-21 1825E 875S		0.5	<5
S1 R-21 1825E 900S		0.9	<5
S1 R-21 1825E 925S		1.2	<5
S1 R-21 1825E 950S		0.9	<5
S1 R-21 1825E 1000S		0.1	<5
S1 R-21 1825E 1025S		<0.1	<5
S1 R-21 1825E 1050S		0 7	<5
S1 R-21 1825E 1075S		0 3	<5
S1 R-21 1825E 1100S		0 8	<5
S1 R-21 1825E 1125S		0 4	<5
S1 R-21 1825E 1150S		0 4	<5
S1 R-21 1825E 1175S		0 4	<5
S1 R-21 1825E 1200S		0 3	<5
S1 R-21 1825E 1225S		0 4	<5
S1 R-21 1825E 1250S		0.2	<5
S1 R-21 1825E 1275S		0.3	<5
S1 R-21 1825E 1300S		0.3	<5
S1 R-21 1850E 700S		0.2	<5
S1 R-21 1850E 725S		0.3	<5
S1 R-21 1850E 750S		0 2	<5

P/GWN GRID

SAMPLE NUMBER	ELEMENT UNITS	Ag PPM	Au PPB
S1 R-21 1850E 775S		0 1	<5
S1 R-21 1850E 800S		0 9	<5
S1 R-21 1850E 825S		0 2	<5
S1 R-21 1850E 850S		0 2	<5
S1 R-21 1850E 875S		<0 1	<5
S1 R-21 1850E 900S		0 5	<5
S1 R-21 1850E 925S		0.3	<5
S1 R-21 1850E 950S		1 2	<5
S1 R-21 1850E 975S		0.7	<5
S1 R-21 1850E 1000S		0.3	<5
S1 R-21 1850E 1025S		0.1	<5
S1 R-21 1850E 1050S		0.6	<5
S1 R-21 1850E 1075S		0.6	<5
S1 R-21 1850E 1100S		0.3	<5
S1 R-21 1850E 1125S		0.1	<5
S1 R-21 1850E 1150S		0.3	<5
S1 R-21 1850E 1175S		0.3	<5
S1 R-21 1850E 1200S		0 4	<5
S1 R-21 1850E 1225S		0.4	<5
S1 R-21 1850E 1250S		0.3	<5
S1 R-21 1850E 1275S		0.1	<5
S1 R-21 1850E 1300S		0.4	<5

RECEIVED
OCT 2 2. 87
Ans'd

Bondar-Clegg & Company Ltd
130 Pemberton Ave
North Vancouver B C
Canada V7P 2R5
Phone (604) 985 0681
Telex 04 352667

BONDAR-CLEGG

Geochemical Lab Report

(RECEIVED)
OCT 0 8 87
Ans'd ..... RAM - Ship #2

REPORT: 127-7900 (Complete) | PROJECT. RAM | PAGE 1

SAMPLE NUMBER	ELEMENT UNITS	Ag PPM	Au PPB	SAMPLE NUMBER	ELEMENT UNITS	Ag PPM	Au PPB	
S1 575E 3700S	SOUTH	0.3	<5	S1 2000E 1050S		0.2	<5	
S1 575E 3725S	GRID	0.2	<5	S1 2000E 1100S		0.2	<5	
S1 575E 3750S		0.4	5	S1 2000E 1150S		0 2	<5	
S1 575E 3775S		0.2	110	S1 2000E 1200S		0.2	<5	P/GWN GRID
S1 575E 3800S		0.4	150	S1 2025E 2100S		1.3	15	SOUTH GRID
S1 575E 3825S		0 6	150	S1 2025E 2125S		0 6	<5	
S1 575E 3850S		0.2	5	S1 2025E 2150S		0.1	<5	
S1 575E 3875S		0.6	<5	S1 2025E 2175S		0.4	25	
S1 575E 3900S		<0.1	<5	S1 2025E 2200S		<0.1	<5	
S1 600E 3700S		0.4	25	S1 2025E 2225S		2.0	5	
S1 600E 3725S		0.4	15	S1 2025E 2250S		1.4	10	
S1 600E 3750S		0.3	20	S1 2025E 2275S		9.6	35	
S1 600E 3775S		0.2	5	S1 2025E 2300S		2.5	10	
S1 600E 3825S		1.1	110	S1 2050E 800S		0.4	<5	P/GWN GRID
S1 600E 3850S		0.3	30	S1 2050E 850S		0.2	<5	
S1 600E 3875S		<0.1	10	S1 2050E 900S		0.2	<5	
S1 600E 3900S		0.4	<5	S1 2050E 950S		0.7	<5	
S1 625E 3700S		0.4	10	S1 2050E 1000S		0.1	<5	
S1 625E 3725S		0.4	20	S1 2050E 1050S		0.2	<5	
S1 625E 3750S		0.4	25	S1 2050E 1100S		0.4	80	
S1 625E 3775S		0.3	110	S1 2050E 1150S		0.1	10	
S1 625E 3800S		0.6	30	S1 2050E 1200S		0.1	<5	
S1 625E 3825S		0.5	40	S1 2050E 2100S		1.2	30	SOUTH GRID
S1 625E 3850S		0.7	10	S1 2050E 2125S		0.2	5	
S1 625E 3875S		0.2	<5	S1 2050E 2150S		0.6	<5	
S1 625E 3900S		0.2	<5	S1 2050E 2175S		1 8	25	
S1 1950E 800S	P/GWN	0.1	20	S1 2050E 2225S		<0.1	<5	
S1 1950E 850S	GRID	0.2	35	S1 2050E 2250S		0.1	150	
S1 1950E 900S		0.1	10	S1 2050E 2275S		1.7	<5	
S1 1950E 950S		0.2	10	S1 2050E 2300S		2.1	<5	
S1 1950E 1000S		0.4	10	S1 2075E 2100S		0.8	20	
S1 1950E 1050S		0.6	15	S1 2075E 2125S		8.4	35	
S1 1950E 1100S		0.4	25	S1 2075E 2150S		3.4	120	
S1 1950E 1150S		0.2	25	S1 2075E 2175S		0.2	<5	
S1 1950E 1200S		0.2	15	S1 2075E 2200S		0.6	<5	
S1 2000E 800S		0.2	<5	S1 2075E 2225S		0.3	15	
S1 2000E 850S		0.7	<5	S1 2075E 2250S		<0.1	<5	
S1 2000E 900S		0.2	<5	S1 2075E 2275S		0.3	<5	
S1 2000E 950S		0.2	<5	S1 2075E 2300S		<0.1	25	
S1 2000E 1000S		0.1	<5	S1 2075E 2375S		0.6	<5	

Bondar-Clegg & Company Ltd
130 Pemberton Ave
North Vancouver B C
Canada V7P 2R5
Phone (604) 985 0681
Telex 04 352667

BONDAR-CLEGG

Geochemical Lab Report

RECEIVED
OCT 0 8. 87
Ans'd

REPORT 127-7900 | PROJECT. RAM | PAGE 2

SOUTH GRID

SAMPLE NUMBER	ELEMENT UNITS	Ag PPM	Au PPB	SAMPLE NUMBER	ELEMENT UNITS	Ag PPM	Au PPB
S1 2075E 2400S		0.3	<5	S1 2225E 1875S		0 2	5
S1 2075E 2425S		0.1	<5	S1 2225E 1900S		0.4	5
S1 2075E 2450S		<0.1	<5	S1 2250E 1700S		0 1	<5
S1 2075E 2475S		0.1	10	S1 2250E 1725S		4 0	130
S1 2075E 2500S		0.2	55	S1 2250E 1750S		0.7	10
S1 2100E 2375S		0.9	<5	S1 2250E 1775S		1.6	25
S1 2100E 2425S		0.8	<5	S1 2250E 1825S		<0.1	5
S1 2100E 2450S		0.2	<5	S1 2250E 1850S		0.5	30
S1 2100E 2475S		0.1	<5	S1 2250E 1875S		0.1	30
S1 2100E 2500S		0.2	<5	S1 2250E 1900S		0.1	15
S1 2125E 2375S		1.3	<5	S1 2275E 1700S		0.4	<5
S1 2125E 2400S		0.4	<5	S1 2275E 1725S		0.3	<5
S1 2125E 2425S		0.4	<5	S1 2275E 1750S		0.4	5
S1 2125E 2450S		0.3	<5	S1 2275E 1775S		0.4	30
S1 2125E 2475S		<0.1	<5	S1 2275E 1800S		0.5	90
S1 2125E 2500S		0.4	5	S1 2275E 1825S		1.5	15
S1 2150E 2300S		0.1	<5	S1 2275E 1850S		0.3	<5
S1 2150E 2325S		0.1	<5	S1 2275E 1875S		0.3	<5
S1 2150E 2350S		0.3	<5	S1 2275E 1900S		0.4	<5
S1 2150E 2375S		0.9	<5	S1 2425E 700N		0.7	<5
S1 2150E 2425S		0.1	15	S1 2425E 675N		0.6	<5
S1 2150E 2450S		0.1	<5	S1 2425E 650N		0.7	<5
S1 2150E 2475S		0.4	<5	S1 2425E 625N		0.2	<5
S1 2150E 2500S		0.2	10	S1 2425E 600N		0.1	<5
S1 2175E 2300S		0.1	<5	S1 2425E 575N		0.2	<5
S1 2175E 2325S		0.1	<5	S1 2425E 550N		0.7	<5
S1 2175E 2350S		0.1	<5	S1 2425E 525N		0.6	<5
S1 2175E 2375S		0.8	5	S1 2425E 500N		0.1	<5
S1 2175E 2400S		0.2	<5	S1 2450E 700N		1.2	<5
S1 2175E 2425S		<0.1	<5	S1 2450E 675N		1.2	<5
S1 2175E 2450S		0.2	25	S1 2450E 650N		1.1	<5
S1 2175E 2475S		0.3	10	S1 2450E 625N		0.6	<5
S1 2175E 2500S		<0.1	<5	S1 2450E 575N		0.8	<5
S1 2225E 1700S		0.1	5	S1 2450E 550N		1.0	<5
S1 2225E 1725S		0.7	5	S1 2450E 525N		0.8	<5
S1 2225E 1750S		1.0	<5	S1 2450E 500N		0.1	<5
S1 2225E 1775S		2.1	45	S1 2475E 700N		1.5	<5
S1 2225E 1800S		1.3	15	S1 2475E 675N		0.4	<5
S1 2225E 1825S		1.9	30	S1 2475E 650N		1.1	<5
S1 2225E 1850S		0.4	10	S1 2475E 625N		0.8	<5

Bondar-Clegg & Company Ltd
130 Pemberton Ave
North Vancouver B C
Canada V7P 2R5
Phone (604) 985 0681
Telex 04 352667

BONDAR-CLEGG

Geochemical Lab Report

RECEIVED
OCT 0 8 8.

REPORT: 127-7900 PROJECT: RAM PAGE 3

SAMPLE NUMBER	ELEMENT UNITS	Ag PPM	Au PPB	SAMPLE NUMBER	ELEMENT UNITS	Ag PPM	Au PPB
S1 2475E 600N	SOUTH	0.8	<5	S1 3200N 950W		0.2	<5
S1 2475E 575N	GRID	0.5	<5	S1 3200N 900W		0.1	<5
S1 2475E 550N		0.5	<5	S1 3200N 850W		0.2	<5
S1 2475E 525N		0.6	<5	S1 3200N 800W		0.1	<5
S1 2475E 500N		<0.1	<5	S1 3200N 750W		<0.1	<5
S1 2600S 1850E		0.2	<5	S1 3200N 700W		<0.1	<5
S1 2600S 1900E		0.1	<5	S1 3200N 650W		<0.1	<5
S1 1600N 950W	BEAR	0.5	20	S1 3200N 600W		<0.1	<5
S1 2200N 00E	GRID	0.2	<5	S1 3200N 550W		0.1	5
S1 2200N 150E		0.1	<5	S1 3200N 500W		<0.1	10
S1 2200N 200E		<0.1	<5	S1 3200N 450W		0.1	5
S1 2600N 1000W		0.4	<5	S1 3200N 350W		0.1	5
S1 2600N 950W		0.7	<5	S1 3200N 300W		0.1	5
S1 2600N 900W		0.4	<5	S1 3200N 250W		0.5	5
S1 2600N 850W		0.6	<5	S1 3200N 200W		0.1	20
S1 2600N 800W		0.6	<5	S1 3200N 150W		0.1	20
S1 2600N 750W		0.5	<5	S1 3200N 100W		<0.1	20
S1 2600N 700W		0.2	<5	S1 3200N 050W		<0.1	<5
S1 2600N 650W		0.2	<5	S1 3200N BL0		0.1	10
S1 3200N 2000W		<0.1	<5	S1 3200N 050E		<0.1	10
S1 3200N 1950W		<0.1	<5	S1 3200N 100E		<0.1	<5
S1 3200N 1900W		0.1	5	S1 3200N 150E		0.2	40
S1 3200N 1850W		0.1	10	S1 3200N 200E		0.3	20
S1 3200N 1800W		<0.1	5	S1 3200N 250E		0.1	35
S1 3200N 1750W		<0.1	15	S1 3200N 300E		0.1	80
S1 3200N 1700W		0.1	15	S1 3200N 350E		0 4	15
S1 3200N 1650W		0.1	<5	S1 3200N 400E		0.1	10
S1 3200N 1600W		0.1	<5	S1 3200N 450E		0 7	10
S1 3200N 1550W		<0.1	<5				
S1 3200N 1500W		0.1	<5				
S1 3200N 1450W		0.1	<5				
S1 3200N 1400W		0.1	<5				
S1 3200N 1350W		0.2	<5				
S1 3200N 1300W		0.2	<5				
S1 3200N 1250W		0.2	<5				
S1 3200N 1200W		0.1	<5				
S1 3200N 1150W		<0.1	<5				
S1 3200N 1100W		0.1	<5				
S1 3200N 1050W		0.1	<5				
S1 3200N 1000W		0.2	5				

ondar-Clegg & Company Ltd
130 Pemberton Ave
North Vancouver B C
Canada V7P 2R5
Phone (604) 985-0681
Telex 04 352667

BONDAR-CLEGG

Geochemical Lab Report

PORT 127-7915 (Complete) RAM - Ship #23 PROJECT RAM PAGE 1

SAMPLE NUMBER	ELEMENT UNITS	Ag PPM	Au PPB	Au/wt G	Au/wt G
S1 R-23 1925E 2500S	SOUTH	0.5	25		10 0
R-23 1925E 2525S	GRID	0 2	<5	10 0	
R-23 1925E 2550S		<0.1	<5	6 0	
S1 R-23 1925E 2575S		1 6	<5	5 0	
R-23 1925E 2600S		0.2	5	7 0	
S1 R-23 1925E 2625S		<0 1	<5	10 0	
S1 R-23 1925E 2650S		0.1	5	6 0	
R-23 1925E 2675S		<0 1	<5	10 0	
S1 R-23 1925E 2700S		0.2	10	10.0	
S1 R-23 1950E 2500S		<0.1	10	10 0	
R-23 1950E 2525S		0.2	10	10.0	
S1 R-23 1950E 2550S		0.2	5	10 0	
R-23 1950E 2575S		0 3	10		10.0
R-23 1950E 2625S		0.1	<5	10.0	
S1 R-23 1950E 2650S		0.3	<5	10.0	
R-23 1950E 2675S		0.4	<5	10.0	
S1 R-23 1950E 2700S		<0.1	<5	10 0	
S1 R-23 1975E 2500S		0.6	25		2.0
R-23 1975E 2525S		0.7	25	10 0	
R-23 1975E 2550S		0.1	<5	10.0	
S1 R-23 1975E 2575S		<0.1	<5		10.0
R-23 1975E 2600S		0.1	<5	6.0	
S1 R-23 1975E 2625S		0.1	<5	10.0	
S1 R-23 1975E 2650S		0.2	<5	10.0	
R-23 1975E 2675S		0.2	<5	10.0	
S1 R-23 1975E 2700S		0.1	<5	10 0	
R-23 2000E 2500S		0.6	10	10.0	
R-23 2000E 2525S		1 0	<5	4 0	6 0
S1 R-23 2000E 2550S		0 1	<5	10 0	
S1 R-23 2000E 2575S		0 6	<5	10 0	
S1 R-23 2000E 2625S		0 7	<5	10 0	
S1 R-23 2000E 2650S		0 3	<5	1 0	9 0
R-23 2000E 2675S		0.1	<5	10 0	
R-23 2000E 2700S		0.3	<5	5 0	
S1 R-23 2025E 2500S		0.3	<5	10 0	
R-23 2025E 2525S		<0.1	<5	10 0	
S1 R-23 2025E 2550S		<0.1	<5	10.0	
R-23 2025E 2575S		0.3	<5	10.0	
R-23 2025E 2600S		<0.1	<5	10.0	
S1 R-23 2025E 2625S		0.2	<5	10.0	

SAMPLE NUMBER	ELEMENT UNITS	Ag PPM	Au PPB	Au/wt G	Au/wt G
S1 R-23 2025E 2650S		0.2	<5	10 0	
S1 R-23 2025E 2675S		0 2	<5	10 0	
S1 R-23 2025E 2700S		0 8	10	6 0	
S1 R-23 2100E 800S		0 1	<5	5 0	P/GWN GRID
S1 R-23 2100E 850S		0 2	<5	10 0	
S1 R-23 2100E 900S		0 7	<5	10 0	
S1 R-23 2100E 950S		0 2	<5	10 0	
S1 R-23 2100E 1000S		0 2	<5	10 0	
S1 R-23 2100E 1050S		0 2	<5	10 0	
S1 R-23 2100E 1100S		0.1	<5	10 0	
S1 R-23 2100E 1150S		0 3	<5	10.0	
S1 R-23 2100E 1200S		0 2	<5	6 0	
S1 R-23 2150E 800S		0.2	<5	10.0	
S1 R-23 2150E 850S		0.1	<5	10 0	
S1 R-23 2150E 900S		0.1	<5	10.0	
S1 R-23 2150E 950S		<0 1	<5	10 0	
S1 R-23 2150E 1000S		0.1	<5	10.0	
S1 R-23 2150E 1050S		0.1	<5	10.0	
S1 R-23 2150E 1100S		0.5	<5	10.0	
S1 R-23 2150E 1150S		0 2	<5	10 0	
S1 R-23 2150E 1200S		0 3	<5	10.0	
S1 R-23 3075E 2700S		0.5	<5	10.0	SOUTH GRID
S1 R-23 3075E 2725S		0.2	<5	10 0	
S1 R-23 3075E 2750S		0.2	<5	10 0	
S1 R-23 3075E 2775S		0.1	<5	10 0	
S1 R-23 3075E 2800S		0 2	<5	10 0	
S1 R-23 3075E 2825S		0 2	<5	10 0	
S1 R-23 3075E 2850S		0 2	<5	10 0	
S1 R-23 3075E 2875S		0 2	<5	10 0	
S1 R-23 3075E 2900S		<0.1	<5	10 0	
S1 R-23 3100E 2700S		0 1	<5	10 0	
S1 R-23 3100E 2725S		0 1	<5	10 0	
S1 R-23 3100E 2750S		0.1	<5	10 0	
S1 R-23 3100E 2775S		0.3	<5	10 0	
S1 R-23 3100E 2825S		0 1	<5	10 0	
S1 R-23 3100E 2850S		<0 1	<5	10 0	
S1 R-23 3100E 2875S		0 1	<5	10 0	
S1 R-23 3100E 2900S		0 3	<5	10 0	
S1 R-23 3125E 2700S		0.3	<5	10.0	
S1 R-23 3125E 2725S		0.2	<5	10.0	

RECEIVED
OCT 16 87
Ans'd

Bondar-Clegg & Company Ltd
130 Pemberton Ave
North Vancouver B C
Canada V7P 2R5
Phone (604) 985 0681
Telex 04 352667

BONDAR-CLEGG

Geochemical Lab Report

PORT 127-7915 | PROJECT RAM | PAGE 2

SAMPLE NUMBER	ELEMENT UNITS	Ag PPM	Au PPB	Au/wt G	Au/wt G
S1 R-23 3125E 2750S		0 2	<5	10 0	
R-23 3125E 2775S		0 2	5	10 0	
R-23 3125E 2800S		0 2	<5	10 0	
S1 R-23 3125E 2825S		0 2	<5	10 0	
R-23 3125E 2850S		0.2	<5	10 0	
S1 R-23 3125E 2875S		0 2	<5	10 0	
S1 R-23 3125E 2900S		0 3	<5	10.0	
R-23 2600S 2100E		0 1	25	10 0	
S1 R-23 2475W 5150N		0.2	<5	10.0	
S1 R-23 2475W 5175N		1.3	<5	10.0	
R-23 2475W 5200N		0.2	10	10.0	
S1 R-23 2475W 5225N		0.2	<5	10.0	
R-23 2475W 5250N		0.2	<5	10.0	
R-23 2500W 5150N		2.8	5	10.0	
S1 R-23 2500W 5175N		1.0	40	10 0	
-23 2500W 5225N		0 1	<5	10 0	
S1 R-23 2525W 5150N		3.5	35	10.0	
S1 R-23 2525W 5175N		12.6	120	10.0	
R-23 2525W 5200N		5.7	75	10 0	
R-23 2525W 5225N		1.1	20	10.0	
R-23 2525W 5250N		1 3	<5	10.0	
R-23 2825W 5150N		<0.1	<5	10.0	
S1 R-23 2825W 5175N		0 5	<5	10.0	
S1 R-23 2825W 5200N		0.2	<5	10 0	
R-23 2825W 5225N		1.3	20	10 0	
S1 R-23 2825W 5250N		0.2	<5	10 0	
R-23 2850W 5150N		0 1	<5	10 0	
R-23 2850W 5175N		0 3	<5	10 0	
S1 R-23 2850W 5225N		1 3	15	10 0	
R-23 2850W 5250N		<0 1	<5	10 0	
S1 R-23 2875W 5150N		0 4	<5	10 0	
S1 R-23 2875W 5175N		0.4	<5	10 0	
R-23 2875W 5200N		0 2	<5	10 0	
R-23 2875W 5225N		0 3	<5	10 0	
S1 R-23 2875W 5250N		0 3	<5	10.0	

SOUTH GRID

VOLE GRID

Bondar-Clegg & Company Ltd
130 Pemberton Ave
North Vancouver B C
Canada V7P 2R5
Phone (604) 985 0681
Telex 04 352667

BONDAR-CLEGG

Geochemical Lab Report

REPORT 127-8179 (Complete) | RAM - Ship #24 | PROJECT: RAM | PAGE 1

SAMPLE NUMBER	ELEMENT UNITS	Pb PPM	Zn PPM	Ag PPM	Au PPB
S1 R-24 500N 500W	BEAR GRID			<0.1	5
S1 R-24 500N 550W				<0.1	<5
S1 R-24 500N 600W				0.1	<5
S1 R-24 500N 650W				0.1	<5
S1 R-24 500N 700W				<0.1	<5
S1 R-24 500N 750W				0.2	5
S1 R-24 500N 800W				0.8	20
S1 R-24 500N 850W				0.3	<5
S1 R-24 500N 900W				0.1	5
S1 R-24 500N 950W				0.2	<5
S1 R-24 700N 000W				0.2	<5
S1 R-24 700N 050W				<0.1	<5
S1 R-24 700N 100W				0.1	<5
S1 R-24 700N 150W				<0.1	<5
S1 R-24 700N 200W				<0.1	<5
S1 R-24 700N 250W				0.1	<5
S1 R-24 700N 300W				0.8	<5
S1 R-24 700N 350W				0.8	<5
S1 R-24 700N 400W				0.8	<5
S1 R-24 700N 450W				1.0	<5
S1 R-24 700N 500W				0.6	<5
S1 R-24 700N 550W				0.1	<5
S1 R-24 700N 600W				<0.1	<5
S1 R-24 700N 650W				0.2	<5
S1 R-24 700N 700W				0.1	<5
S1 R-24 700N 750W				0.2	5
S1 R-24 700N 800W				0.2	<5
S1 R-24 700N 850W				<0.1	<5
S1 R-24 700N 900W				0.1	10
S1 R-24 700N 950W				0.2	<5
S1 R-24 900N 000W				0.1	<5
S1 R-24 900N 050W				0.2	<5
S1 R-24 900N 100W				0.2	40
S1 R-24 900N 150W				0.2	<5
S1 R-24 900N 200W				0.1	15
S1 R-24 900N 250W				<0.1	<5
S1 R-24 900N 300W				0.1	<5
S1 R-24 900N 350W				0.3	10
S1 R-24 900N 400W				0.3	<5
S1 R-24 900N 450W				0.4	40
S1 R-24 900N 500W				0.1	<5
S1 R-24 900N 550W				0.1	10
S1 R-24 900N 600W				0.1	<5
S1 R-24 900N 650W				0.2	95
S1 R-24 900N 700W				<0.1	<5
S1 R-24 900N 750W				<0.1	<5
S1 R-24 900N 800W				0.2	<5
S1 R-24 900N 850W				0.1	<5
S1 R-24 900N 900W				0.1	<5
S1 R-24 900N 950W				0.1	5
S1 R-24 4150N 3000W	TROUT GRID			0.9	<5
S1 R-24 4150N 3050W				0.4	<5
S1 R-24 4150N 3100W				0.4	340
S1 R-24 4200N 2950W				1.1	5
S1 R-24 4200N 3000W				0.5	<5
S1 R-24 4200N 3050W				0.3	<5
S1 R-24 4200N 3100W				0.3	<5
S1 R-24 4200N 3150W				0.1	<5
S1 R-24 4200N 3200W				0.2	<5
S1 R-24 4250N 2900W				1.4	320
S1 R-24 4250N 2950W				0.4	10
S1 R-24 4250N 3000W				0.2	<5
S1 R-24 4250N 3050W				0.1	<5
S1 R-24 4250N 3100W				0.3	50
S1 R-24 4250N 3150W				0.1	<5
S1 R-24 4250N 3200W				0.2	5
S1 R-24 4300N 2900W				0.1	<5
S1 R-24 4300N 2950W				0.2	<5
S1 R-24 4300N 3000W				0.1	5
S1 R-24 4300N 3050W				0.2	<5
S1 R-24 4300N 3100W				0.2	<5
S1 R-24 4300N 3150W				0.1	25
S1 R-24 4300N 3200W				0.3	<5
S1 R-24 4350N 2900W				1.0	15
S1 R-24 4350N 2950W				0.2	15
S1 R-24 4350N 3000W				0.3	<5
S1 R-24 4350N 3050W				0.3	<5
S1 R-24 4350N 3100W				0.4	5
S1 R-24 4350N 3150W				0.3	<5
S1 R-24 4350N 3200W				0.4	15

RECEIVED
OCT 15. 87

Bondar-Clegg & Company Ltd
130 Pemberton Ave
North Vancouver B C
Canada V7P 2R5
Phone (604) 985 0681
Telex 04 352667

BONDAR-CLEGG

Geochemical Lab Report

REPORT 127-8179 | PROJECT. RAM | PAGE 2

SAMPLE NUMBER	ELEMENT UNITS	Pb PPM	Zn PPM	Ag PPM	Au PPB
S1 R-24 4400N 2900W	TROUT GRID			2.1	5
S1 R-24 4400N 2950W				0 4	10
S1 R-24 4400N 3000W				0 3	<5
S1 R-24 4400N 3050W				0 2	<5
S1 R-24 4400N 3100W				0 3	<5
S1 R-24 4400N 3150W				0 4	5
S1 R-24 4400N 3200W				0.2	<5
S1 R-24 5550N 1750E	RAM/	45	540	0 2	
S1 R-24 5550N 1800E	FOX	28	173	0.1	
S1 R-24 5550N 1850E	GRID	23	97	0.2	
S1 R-24 5550N 1900E		28	126	0.1	
S1 R-24 5550N 1950E		29	112	<0.1	
S1 R-24 5550N 2000E		<2	12	0.2	
S1 R-24 5550N 2050E		7	19	0.3	
S1 R-24 5550N 2100E		15	695	1.1	
S1 R-24 5550N 2150E		339	690	1 2	
S1 R-24 5550N 2200E		183	530	0.9	
S1 R-24 5550N 2250E		99	725	1.1	
S1 R-24 5550N 2300E		249	500	1.3	
S1 R-24 5550N 2350E		530	210	2.9	
S1 R-24 5550N 2400E		336	68	5.7	
S1 R-24 5550N 2450E		151	156	2.0	
S1 R-24 5550N 2500E		126	129	2.1	
S1 R-24 5550N 2550E		145	22	5 5	
S1 R-24 5550N 2600E		80	147	1.6	
S1 R-24 5550N 2650E		47	71	6.7	
S1 R-24 5550N 2700E		59	106	0 3	
S1 R-24 5550N 2750E		54	33	2 8	
S1 R-24 5550N 2800E		63	91	1.2	
S1 R-24 5650N 2800E		160	135	0 7	
S1 R-24 5650N 2750E		85	198	0 9	
S1 R-24 5650N 2700E		64	128	0.5	
S1 R-24 5650N 2650E		92	99	1 6	
S1 R-24 5650N 2600E		70	121	1 3	
S1 R-24 5650N 2550E		103	190	2.5	
S1 R-24 5650N 2500E		90	58	3.1	
S1 R-24 5650N 2450E		63	230	2 0	
S1 R-24 5650N 2400E		379	180	3 2	
S1 R-24 5650N 2350E		171	141	2.5	
S1 R-24 5650N 2300E		369	139	3.3	
S1 R-24 5650N 2250E		65	440	0 9	
S1 R-24 5650N 2200E		7	235	<0 1	
S1 R-24 5650N 2150E		32	390	0.4	
S1 R-24 5650N 2100E		18	370	0 2	
S1 R-24 5650N 2050E		31	150	2.2	
S1 R-24 5650N 2000E		22	445	0 1	
S1 R-24 5650N 1950E		45	1050	0 2	
S1 R-24 5650N 1900E		25	220	0 1	
S1 R-24 5650N 1850E		31	124	0.1	
S1 R-24 5650N 1800E		29	160	0.1	
S1 R-24 5950N 1750E		28	192	0.1	
S1 R-24 5950N 1800E		54	280	0.2	
S1 R-24 5950N 1850E		41	790	0.3	
S1 R-24 5950N 1900E		76	580	1.0	
S1 R-24 5950N 1950E		12	72	1.0	
S1 R-24 5950N 2000E		17	71	0.1	
S1 R-24 5950N 2050E		24	325	<0.1	
S1 R-24 5950N 2100E		209	210	2.6	
S1 R-24 5950N 2150E		386	171	3 3	
S1 R-24 5950N 2200E		245	111	4 2	
S1 R-24 5950N 2250E		40	360	0.6	
S1 R-24 5950N 2300E		135	365	2.6	
S1 R-24 5950N 2350E		88	114	5.1	
S1 R-24 5950N 2400E		31	87	2 5	
S1 R-24 5950N 2450E		105	168	2 3	
S1 R-24 5950N 2500E		74	149	0 9	
S1 R-24 5950N 2550E		54	82	4 6	
S1 R-24 5950N 2600E		50	137	0.7	
S1 R-24 5950N 2650E		72	137	0 9	
S1 R-24 5950N 2700E		44	109	1 1	
S1 R-24 5950N 2750E		16	40	0 3	
S1 R-24 5950N 2800E		83	215	0 1	
S1 R-24 6050N 1800E		50	193	0 3	
S1 R-24 6050N 1850E		43	440	0 3	
S1 R-24 6050N 1900E		27	103	0 1	
S1 R-24 6050N 1950E		27	165	0.2	
S1 R-24 6050N 2000E		23	290	0.3	
S1 R-24 6050N 2050E		12	245	1.1	
S1 R-24 6050N 2100E		28	162	2.3	
S1 R-24 6050N 2150E		20	86	0.2	

Bondar-Clegg & Company Ltd
130 Pemberton Ave
North Vancouver B C
Canada V7P 2R5
Phone (604) 985 0681
Telex 04 352667

BONDAR-CLEGG

Geochemical Lab Report

REPORT 127-8179

PROJECT RAM PAGE 3

SAMPLE NUMBER	ELEMENT UNITS	Pb PPM	Zn PPM	Ag PPM	Au PPB
S1 R-24 6050N 2200E	RAM/	38	240	2 0	
S1 R-24 6050N 2250E	FOX	15	395	0 2	
S1 R-24 6050N 2300E	GRID	16	84	0.3	
S1 R-24 6050N 2350E		57	270	0 4	
S1 R-24 6050N 2400E		53	158	2 5	
S1 R-24 6050N 2450E		79	148	1 9	
S1 R-24 6050N 2500E		37	320	0.7	
S1 R-24 6050N 2550E		40	200	0.4	
S1 R-24 6050N 2600E		25	92	1.1	
S1 R-24 6050N 2650E		52	141	1.2	
S1 R-24 6050N 2700E		46	360	0 3	
S1 R-24 6050N 2750E		11	28	0 6	
S1 R-24 6050N 2800E		119	130	0 6	
S1 R-24 2700S 1800E	SOUTH GRID			0.9	<5
S1 R-24 2700S 1850E				<0.1	<5
S1 R-24 2700S 1900E				0.1	<5
S1 R-24 2700S 2050E				0.3	10
S1 R-24 2700S 2100E				0.1	<5
S1 R-24 2700S 2150E				<0.1	<5
S1 R-24 2700S 2200E				0.1	<5
S1 R-24 2700S 2250E				0.1	<5
S1 R-24 2700S 2300E				0.2	<5
S1 R-24 2700S 2350E				0.1	<5
S1 R-24 2700S 2400E				<0.1	<5
S1 R-24 2700S 2450E				<0.1	<5
S1 R-24 2700S 2500E				0.1	<5
S1 R-24 2700S 2550E				<0 1	<5
S1 R-24 2700S 2600E				<0 1	<5
S1 R-24 2300W 5525N	MOUSE SHOWING			0 2	20
S1 R-24 2300W 5550N				0.1	<5
S1 R-24 2300W 5575N				0 2	<5
S1 R-24 2300W 5600N				0 1	<5
S1 R-24 2300W 5625N				2.1	260
S1 R-24 2300W 5650N				0 3	10
S1 R-24 2300W 5675N				0 3	10
S1 R-24 2300W 5700N				6.6	160
S1 R-24 2300W 5725N				1 1	15
S1 R-24 2300W 5750N				0.3	5
S1 R-24 2300W 5775N				0.7	<5
S1 R-24 2300W 5800N				36 4	90

SAMPLE NUMBER	ELEMENT UNITS	Pb PPM	Zn PPM	Ag PPM	Au PPB
S1 R-24 2300W 5825N	MOUSE			0 2	<5
S1 R-24 2300W 5850N	SHOWING			1 1	20
S1 R-24 2300W 5875N				0 3	10
S1 R-24 2300W 5900N				3.2	20
S1 R-24 2300W 5925N				0 2	<5
S1 R-24 2955W 4160N	TROUT GRID			0 4	<5
S1 R-24 2955W 4165N				0 4	10
S1 R-24 2955W 4170N				0 4	10
S1 R-24 2955W 4175N				0.3	<5
S1 R-24 2955W 4180N				0.5	5
S1 R-24 2955W 4185N				0.5	5
S1 R-24 2955W 4190N				0.5	<5
S1 R-24 2955W 4195N				0.3	<5
S1 R-24 2955W 4200N				3.5	15
S1 R-24 2955W 4205N				0 8	5
S1 R-24 2955W 4210N				0.5	<5
S1 R-24 2955W 4215N				1 8	5
S1 R-24 2955W 4220N				2.1	10
S1 R-24 2955W 4225N				0 8	15
S1 R-24 2955W 4230N				0.5	75
S1 R-24 2955W 4235N				0.3	<5
S1 R-24 2955W 4240N				0.3	<5
S1 R-24 2955W 4245N				0 6	<5
S1 R-24 2955W 4250N				0.5	<5
S1 R-24 2955W 4255N				0.7	15
S1 R-24 2955W 4260N				0.4	<5
S1 R-24 2955W 4265N				1 1	<5
S1 R-24 2955W 4270N				0 5	<5
S1 R-24 2955W 4275N				0 2	<5
S1 R-24 2955W 4280N				0 3	<5
S1 R-24 2955W 4285N				0 1	<5

Bondar-Clegg & Company Ltd
130 Pemberton Ave
North Vancouver B C
Canada V7P 2R5
Phone (604) 985 0681
Telex 04 352667

BONDAR-CLEGG

Geochemical Lab Report

REPORT: 227-8179 (Complete) | RAM - Ship #24 | PROJECT: RAM | PAGE 1

SAMPLE NUMBER	ELEMENT UNITS	Au PPB		SAMPLE NUMBER	ELEMENT UNITS	Au PPB
S1 R-24 5550N 2100E		<5	BNOB ANOMALY	S1 R-24 5950N 2400E		<5
S1 R-24 5550N 2150E		<5		S1 R-24 5950N 2450E		<5
S1 R-24 5550N 2200E		<5		S1 R-24 5950N 2500E		<5
S1 R-24 5550N 2250E		<5		S1 R-24 5950N 2550E		<5
S1 R-24 5550N 2300E		<5		S1 R-24 5950N 2600E		<5
S1 R-24 5550N 2350E		<5		S1 R-24 5950N 2650E		<5
S1 R-24 5550N 2400E		5		S1 R-24 5950N 2700E		<5
S1 R-24 5550N 2450E		<5		S1 R-24 5950N 2750E		<5
S1 R-24 5550N 2500E		<5		S1 R-24 5950N 2800E		<5
S1 R-24 5550N 2550E		<5		S1 R-24 6050N 2000E		<5
S1 R-24 5550N 2600E		<5		S1 R-24 6050N 2050E		<5
S1 R-24 5550N 2650E		<5		S1 R-24 6050N 2100E		<5
S1 R-24 5550N 2700E		5		S1 R-24 6050N 2150E		<5
S1 R-24 5550N 2750E		<5		S1 R-24 6050N 2200E		<5
S1 R-24 5550N 2800E		<5		S1 R-24 6050N 2250E		<5
S1 R-24 5650N 2000E		<5		S1 R-24 6050N 2300E		<5
S1 R-24 5650N 2050E		<5		S1 R-24 6050N 2350E		<5
S1 R-24 5650N 2100E		<5		S1 R-24 6050N 2400E		<5
S1 R-24 5650N 2150E		<5		S1 R-24 6050N 2450E		<5
S1 R-24 5650N 2200E		<5		S1 R-24 6050N 2500E		<5
S1 R-24 5650N 2250E		<5		S1 R-24 6050N 2550E		<5
S1 R-24 5650N 2300E		5		S1 R-24 6050N 2600E		<5
S1 R-24 5650N 2350E		<5		S1 R-24 6050N 2650E		<5
S1 R-24 5650N 2400E		<5		S1 R-24 6050N 2700E		<5
S1 R-24 5650N 2450E		<5				
S1 R-24 5650N 2500E		<5				
S1 R-24 5650N 2550E		<5				
S1 R-24 5650N 2600E		<5				
S1 R-24 5650N 2650E		<5				
S1 R-24 5650N 2700E		<5				
S1 R-24 5650N 2750E		<5				
S1 R-24 5650N 2800E		5				
S1 R-24 5950N 2000E		<5				
S1 R-24 5950N 2050E		<5				
S1 R-24 5950N 2100E		10				
S1 R-24 5950N 2150E		<5				
S1 R-24 5950N 2200E		<5				
S1 R-24 5950N 2250E		<5				
S1 R-24 5950N 2300E		<5				
S1 R-24 5950N 2350E		<5				

Bondar-Clegg & Company Ltd
130 Pemberton Ave
North Vancouver B C
Canada V7P 2R5
Phone (604) 985-0681
Telex 04-352667

BONDAR-CLEGG

Geochemical Lab Report

DEC 15

REPORT 327-8179 (Complete) | RAM - Ship #24 | PROJECT RAM | PAGE 1

SAMPLE NUMBER	ELEMENT UNITS	Cu PPM	Pb PPM	Zn PPM	As PPM
S1 R-24 4150N 3000W	TROUT	35	79	248	96
S1 R-24 4150N 3050W	GRID	22	51	138	75
S1 R-24 4150N 3100W		24	65	150	81
S1 R-24 4200N 2950W		40	70	180	IS
S1 R-24 4200N 3000W		27	62	238	110
S1 R-24 4200N 3050W		27	60	120	112
S1 R-24 4200N 3100W		29	23	100	59
S1 R-24 4200N 3150W		16	31	130	96
S1 R-24 4200N 3200W		30	40	128	78
S1 R-24 4250N 2900W		26	104	175	337
S1 R-24 4250N 2950W		22	59	138	129
S1 R-24 4250N 3000W		24	39	104	110
S1 R-24 4250N 3050W		24	14	202	47
S1 R-24 4250N 3100W		56	40	110	126
S1 R-24 4250N 3150W		50	14	56	19
S1 R-24 4250N 3200W		25	40	110	88
S1 R-24 4300N 2900W		10	19	55	70
S1 R-24 4300N 2950W		19	47	115	85
S1 R-24 4300N 3000W		36	26	264	89
S1 R-24 4300N 3050W		90	40	285	83
S1 R-24 4300N 3100W		18	34	100	92
S1 R-24 4300N 3150W		19	66	120	80
S1 R-24 4300N 3200W		23	50	128	92
S1 R-24 4350N 2900W		53	76	400	227
S1 R-24 4350N 2950W		17	36	124	111
S1 R-24 4350N 3000W		37	25	176	78
S1 R-24 4350N 3050W		42	38	134	83
S1 R-24 4350N 3100W		61	50	142	118
S1 R-24 4350N 3150W		15	43	140	83
S1 R-24 4350N 3200W		33	52	152	132
S1 R-24 4400N 2900W		45@	50@	400@	IS
S1 R-24 4400N 2950W		36	50	126	136
S1 R-24 4400N 3000W		3	10	24	20
S1 R-24 4400N 3050W		17	26	62	64
S1 R-24 4400N 3100W		25	36	146	104
S1 R-24 4400N 3150W		30	71	135	182
S1 R-24 4400N 3200W		9	13	39	33
S1 R-24 2300W 5525N	MOUSE SHOWING	86	11	118	41
S1 R-24 2300W 5550N		50	30	119	71
S1 R-24 2300W 5575N		161	16	18	685

SAMPLE NUMBER	ELEMENT UNITS	Cu PPM	Pb PPM	Zn PPM	As PPM
S1 R-24 2300W 5600N		22	47	92	118
S1 R-24 2300W 5625N		125	310	95	>2000
S1 R-24 2300W 5650N		70	49	77	193
S1 R-24 2300W 5675N		160	28	112	120
S1 R-24 2300W 5700N		120	900	222	>2000
S1 R-24 2300W 5725N		126	105	118	1250
S1 R-24 2300W 5750N		46	61	119	130
S1 R-24 2300W 5775N		28	134	132	245
S1 R-24 2300W 5800N		IS	IS	IS	IS
S1 R-24 2300W 5825N		17	21	30	603
S1 R-24 2300W 5850N		52	110	148	1680
S1 R-24 2300W 5875N		34	62	112	152
S1 R-24 2300W 5900N	MOUSE SHOWING	63	380	234	1870
S1 R-24 2300W 5925N		18	45	56	153
S1 R-24 2955W 4160N	TROUT GRID	26	60	174	82
S1 R-24 2955W 4165N		20	52	136	73
S1 R-24 2955W 4170N		22	48	132	80
S1 R-24 2955W 4175N		19	48	132	70
S1 R-24 2955W 4180N		30	66	176	96
S1 R-24 2955W 4185N		28	65	216	90
S1 R-24 2955W 4190N		30	56	295	128
S1 R-24 2955W 4195N		19	44	114	71
S1 R-24 2955W 4200N		73	130	202	782
S1 R-24 2955W 4205N		46	59	146	IS
S1 R-24 2955W 4210N		22	60	142	91
S1 R-24 2955W 4215N		80@	195@	400@	IS
S1 R-24 2955W 4220N		46	126	204	590
S1 R-24 2955W 4225N		50	61	180	185
S1 R-24 2955W 4230N		24	54	152	120
S1 R-24 2955W 4235N		20	38	110	75
S1 R-24 2955W 4240N		21	52	128	78
S1 R-24 2955W 4245N		20	55	129	140
S1 R-24 2955W 4250N		22	52	136	88
S1 R-24 2955W 4255N		24	58	132	97
S1 R-24 2955W 4260N		24	62	154	72
S1 R-24 2955W 4265N		26	76	200	173
S1 R-24 2955W 4270N		24	58	217	170
S1 R-24 2955W 4275N		16	32	90	84
S1 R-24 2955W 4280N		20	32	106	88
S1 R-24 2955W 4285N		13	23	66	105

NOTES: @ indicates SMALL SAMPLE WEIGHT

Bondar-Clegg & Company Ltd
130 Pemberton Ave
North Vancouver B C
Canada V7P 2R5
Phone (604) 985-0681
Telex 04-352667

BONDAR-CLEGG

Geochemical Lab Report

REPORT: 127-5576)Complete) | Ship #6 | PROJECT: RAM | PAGE 1

SAMPLE NUMBER	ELEMENT UNITS	Pb PPM	Zn PPM	Ag PPM	Au PPB	
R2 R-6 4789		181	165	2.2	25	GRAYLING GRID
R2 R-6 4790		187	148	1.3	<5	
R2 R-6 4791					110	
R2 R-6 4792		320	77	2.0	<5	
R2 R-6 4793		189	55	0.8	<5	
R2 R-6 4794		>10000	18500	17.0	440	
R2 R-6 4795		146	158	2.0	<5	
R2 R-6 4796					460	
R2 R-6 4797		560	142	1.8	<5	

Bondar-Clegg & Company Ltd
130 Pemberton Ave
North Vancouver B C
Canada V7P 2R5
Phone (604) 985-0681
Telex 04-352667

BONDAR-CLEGG

Certificate of Analysis

REPORT 427-5576 | RAM Ship #6 | PROJECT RAM | PAGE 1

SAMPLE NUMBER	ELEMENT UNITS	Au OPT	Ag OPT	Pb PCT	Zn PCT
R2 R-6 4776		<0 002	SOUTH GRID		
R2 R-6 4777		<0 002			
R2 R-6 4778	GRAYLING	0 002	0 50	1 02	0 06
R2 R-6 4779	GRID	0 002	22 79	21 64	3 20
R2 R-6 4780		0 002	35 45	53 80	0 21
R2 R-6 4781		<0.002	0 28	0 52	0 02
R2 R-6 4782		0 002	1 09	0 53	0 71
R2 R-6 4783		0 007	3 19	4 60	1 98
R2 R-6 4784		0 034	1 28	2 00	4.20
R2 R-6 4785		0.002	0 64	0 24	0.14
R2 R-6 4786		0.002			
R2 R-6 4787		<0 002	<0.02		
R2 R-6 4788		0 023	0.03		
R2 R-6 4791			2 29	3 80	
R2 R-6 4796			2.13	9.20	
R2 R-6 4798		0.025	0 35	0 22	0.01
R2 R-6 4799		0 002	1.30	1.57	0 72
R2 R-6 4800		0 002	4.42	1.46	0 48
R2 R-6 7826		0.002	1.59	2.09	1.18

RECEIVED
AUG 27 87

Registered Assayer, Province of British Columbia

Bondar-Clegg & Company Ltd
130 Pemberton Ave
North Vancouver B C
Canada V7P 2R5
Phone (604) 985-0681
Telex 04-352667

BONDAR-CLEGG

Certificate of Analysis

AUG 26 87

REPORT 627-5576 (complete) | RAM Ship #6 | PROJECT RAM | PAGE 1

SAMPLE NUMBER	ELEMENT UNITS	Pb PCT	
R2 R-6 4794		0 92	GRAYLING GRID

Registered Assayer, Province of British Columbia

Bondar-Clegg & Company Ltd
130 Pemberton Ave
North Vancouver B C
Canada V7P 2R5
Phone (604) 985-0681
Telex 04-352667

BONDAR-CLEGG

Geochemical Lab Report

RECEIVED SEP 08

Ans d

REPORT 127-6180 (complete) RAM - Ship #9 PROJECT RAM PAGE 1

SAMPLE NUMBER	ELEMENT UNITS	Cu PPM	Pb PPM	Zn PPM	Ag PPM	As PPM	Au PPB	
R2 R-9 7827			5000	400	19 0		110	BEAR GRID
R2 R-9 7828			4200	285	46 0		680	
R2 R-9 7829		340		1600	4 1		220	
R2 R-9 7833			>10000	70	15 0		190	GRAYLING GRID
R2 R-9 7834			465	66	1 1	68	<5	
R2 R-9 7835			1950	114	4 9	110	5	RAM/FOX GRID
R2 R-9 7836			600		1 4		<5	SOUTH GRID

Bondar-Clegg & Company Ltd
130 Pemberton Ave
North Vancouver B C
Canada V7P 2R5
Phone (604) 985-0681
Telex 04-352667

BONDAR-CLEGG

Certificate of Analysis

REPORT 427-6180 (Complete) | RAM - Ship #9 | PROJECT RAM | PAGE 1

SAMPLE NUMBER	ELEMENT UNITS	Au OPT	Ag OPT	Pb PCT	Zn PCT	
R2 R-9 7830		<0 002	4 15	16 23		**GRAYLING GRID**
R2 R-9 7831		<0 002	9 06	72 98		
R2 R-9 7832		<0 002	1 96	12 62		
R2 R-9 7836					0 78	**SOUTH GRID**
R2 R-9 7837		<0 002	0 02	0 08	0 03	
R2 R-9 7838		<0 002	<0 02	0 05	0 03	
R2 R-9 7839		<0 002	<0 02	0 03	0.03	
R2 R-9 7840		<0 002	<0 02	0 02	0.06	
R2 R-9 7841		<0 002	<0 02	0.02	0 03	

SEPT 10 87

Registered Assayer, Province of British Columb

Bondar-Clegg & Company Ltd
130 Pemberton Ave
North Vancouver B C
Canada V7P 2R5
Phone (604) 985-0681
Telex 04-352667

BONDAR-CLEGG

Certificate of Analysis

REPORT: 527-6180 (Complete) RAM - SHIP #9 PROJECT: RAM PAGE 1

SAMPLE NUMBER	ELEMENT UNITS	Au OPT	Ag OPT	Pb PCT	Zn PCT	
R2 R-9 7827		0.002	0.48	0.49		BEAR GRID
R2 R-9 7828		0.023	0.94	0.40		
R2 R-9 7829		0.002	0.02		0.15	
R2 R-9 7833		0.002	0.42			GRAYLING GRID

OCT 19. 87

Registered Assayer, Province of British Columbia

Bondar Clegg & Company Ltd
130 Pemberton Ave
North Vancouver B C
Canada V7P 2R5
Phone (604) 985-0681
Telex 04-352667

BONDAR-CLEGG

Certificate of Analysis

SEPT 15

REPORT: 627-6180 (Complete) | RAM - Ship #9 | PROJECT: RAM | PAGE 1

SAMPLE NUMBER	ELEMENT UNITS	Pb PCT	
R2 R-9 7833		1.36	GRAYLING GRID

Registered Assayer, Province of British Columbia

Bondar-Clegg & Company Ltd
130 Pemberton Ave
North Vancouver B C
Canada V7P 2R5
Phone (604) 985-0681
Telex 04-352667

BONDAR-CLEGG

Geochemical Lab Report

REPORT: 127-6722 (Complete) | RAM - Ship #13 | PROJECT: RAM | PAGE 1

SAMPLE NUMBER	ELEMENT UNITS	Pb PPM	Zn PPM	Ag PPM	Au PPB	
R2 R-13 7842		18	48	0 2	<5	SEAGULL GRID
R2 R-13 7844		11	28	0.4	<5	SOUTH GRID
R2 R-13 7845					70	
R2 R-13 7846					<5	
R2 R-13 7847					<5	
R2 R-13 7848					10	
R2 R-13 7849					5	
R2 R-13 7850					5	

Bondar-Clegg & Company Ltd
130 Pemberton Ave
North Vancouver B C
Canada V7P 2R5
Phone (604) 985-0681
Telex 04-352667

BONDAR-CLEGG

Geochemical Lab Report

REPORT: 227-6722 | RAM - Ship #13 | PROJECT: RAM | PAGE 1

SAMPLE NUMBER	ELEMENT UNITS	Cu PPM	Pb PPM	Zn PPM	As PPM	
RS-R-13 82410		400	5500	20000	>1000	**TROUT GRID**

RECEIVED
DEC 0 9. 87

Bondar-Clegg & Company Ltd
130 Pemberton Ave
North Vancouver B C
Canada V7P 2R5
Phone (604) 985-0681
Telex 04-352667

BONDAR-CLEGG

Certificate of Analysis

REPORT: 427-6722 (Complete) | RAM - Ship #13 | PROJECT. RAM | PAGE 1

SAMPLE NUMBER	ELEMENT UNITS	Au OPT	Ag OPT	Cu PCT	Pb PCT	Zn PCT	
R2 R-13 7843		<0.002	<0.02		0.05	0.04	SOUTH GRID
R2 R-13 7847			0.46		1.31	6.40	
R2 R-13 7848			5.34		15.80	2.40	
R2 R-13 7849			<0.02		0.23	0.08	
R2 R-13 7850			<0.02		0.34	0.07	
R2 R-13 82401		0.008	<0.02		0.06	0.02	SEAGULL GRID
R2 R-13 82402		0.014	0.14				
R2 R-13 82403		<0.002	<0.02				
R2 R-13 82404		<0.002	<0.02	0.08		<0.02	
R2 R-13 82405		<0.002	<0.02	0.02		0.02	
R2 R-13 82406		0.009	3.95				
R2 R-13 82407		0.008	1.15				
R2 R-13 82408		0.004	<0.02				
R2 R-13 82409		0.012	0.40				
R2 R-13 82410		0.004	5.15				TROUT GRID

Registered Assayer, Province of British Columbia

Bondar-Clegg & Company Ltd
130 Pemberton Ave
North Vancouver B C
Canada V7P 2R5
Phone (604) 985-0681
Telex 04-352667

BONDAR-CLEGG

Certificate of Analysis

REPORT: C87-6722 (Complete) | RAM - Ship #13 | PROJECT: RAM | PAGE

SAMPLE NUMBER	ELEMENT UNITS	Zn PCT	As PCT	
R2 R-13 S2410		2.53	3.98	**TROUT GRID**

Registered Assayer, Province of British Columbia

Bondar-Clegg & Company Ltd
130 Pemberton Ave
North Vancouver B C
Canada V7P 2R5
Phone (604) 985-0681
Telex 04-352667

BONDAR-CLEGG

Geochemical Lab Report

SEPT 10 87

REPORT 127-6741 (Complete) | RAM - Ship #16 | PROJECT RAM | PAGE 1

SAMPLE NUMBER	ELEMENT UNITS	Pb PPM	Zn PPM	Ag PPM	
R2 R 16 82411		2	31	<0 1	**FOX/FALCON GRID**
R2 R-16 82412		<2	16	<0 1	
R2 R-16 82413		2	25	<0 1	
R2 R-16 82414		4	32	2 2	
R2 R-16 82415		32	132	<0 1	
R2 R-16 82416		2	55	<0 1	
R2 R-16 82417		340	236	<0 1	
R2 R-16 82418		370	1950	5 8	
R2 R-16 82419		1700	3200	4.1	

SEPT 09 87
RECEIVED

Bondar-Clegg & Company Ltd
130 Pemberton Ave
North Vancouver B C
Canada V7P 2R5
Phone (604) 985-0681
Telex 04-352667

BONDAR-CLEGG

Certificate of Analysis

SH1 - 8

REPORT 427-6741 (Complete) | Ram - Ship #16 | PROJECT RAM | PAGE 1

SAMPLE NUMBER	ELEMENT UNITS	Au OPT	Ag OPT	Cu PCT	Pb PCT	Zn PCT	W PCT	
R2 R-16 82420		0 004	0 02	0 04	<0 01	0 02	<0 01	GWN GRID
R2 R-16 82421		<0 002	0 02	0 03	0 01	0 04	<0 01	
R2 R-16 82422		<0 002	<0 02	0 01	<0 01	0 02	<0 01	
R2 R-16 82423		<0 002	<0 02	0 02	<0 01	0 04	0 01	
R2 R-16 82424		<0 002	<0 02	0 01	<0 01	0 02	<0 01	
R2 R-16 82425		<0 002	<0 02	0 04	0 02	0 06	0 01	
R2 R-16 82426		<0 002	<0 02	0.03	<0 01	0 02	<0 01	
R2 R-16 82427		<0 002	<0 02	0 01	<0.01	<0 01	0 01	
R2 R-16 82428		<0 002	<0.02	0 01	0 01	0 02	0 02	
R2 R-16 82429		<0 002	<0 02	0 01	<0.01	0 02	<0 01	
R2 R-16 82430		<0 002	<0 02	0.02	<0.01	0 02	0.02	
R2 R-16 82431		<0.002	<0 02	0 01	<0 01	0 01	0 01	
R2 R-16 82432		0.004	<0.02	0 01	<0 01	0 05	0 01	
R2 R-16 82433		<0 002	<0 02	0.01	0 01	0 04	0 02	
R2 R-16 82434		<0 002	<0.02	0 01	<0.01	0 01	0.01	
R2 R-16 82435		<0 002	<0 02	0.10	0.01	<0.01	0 02	
R2 R-16 82436		<0 002	0.02	0.09	0.01	<0 01	<0 01	
R2 R-16 82437		<0 002	0 07	0 09	<0 01	<0 01	<0.01	
R2 R-16 82438		<0.002	0 02	0.05	0.01	0.06	<0.01	
R2 R-16 82439		<0.002	0 06	0 18	0 01	0.03	<0.01	
R2 R-16 82440		<0.002	0.03	0.01	0.01	0.03	<0 01	
R2 R-16 82441		0.006	0.02	0.07	0.02	0.02	<0.01	
R2 R-16 82442		0.002	0.02	0.08	0.02	0.02	<0 01	
R2 R-16 82443		0.002	0.03	0.10	<0.01	0 03	<0 01	

Registered Assayer, Province of British Columbia

Bondar-Clegg & Company Ltd
130 Pemberton Ave
North Vancouver B C
Canada V7P 2R5
Phone (604) 985 0681
Telex 04 352667

BONDAR-CLEGG

Geochemical Lab Report

REPORT: 127-7305 (Complete) | RAM - Ship #18 | PROJECT: RAM | PAGE 1

SAMPLE NUMBER	ELEMENT UNITS	Cu PPM	Pb PPM	Zn PPM	Ag PPM	As PPM	Au PPB	
R2 R-18 82444				32	4.4		240	SEAGULL GRID
R2 R-18 82445				21	9.0		170	
R2 R-18 82446					0.8		<5	
R2 R-18 82447			112	65	0.7		65	
R2 R-18 82448			3650	32	36.0			MAT GRID
R2 R-18 82449				4150				
R2 R-18 82450		760	4550	80				P/GWN GRID
R2 R-18 82451		875	575	53				
R2 R-18 82452					1.0		480	SOUTH GRID
R2 R-18 82453					1.0		150	
R2 R-18 82454					0.9		<5	
R2 R-18 82455					0.6	>1000	<5	FOX/FALCON GRID
R2 R-18 82456							640	SOUTH GRID
R2 R-18 82457					14.0		<5	
R2 R-18 82458							<5	
R2 R-18 82459					>50.0		660	
R2 R-18 82460					1.6		<5	

RECEIVED
OCT 29 87
Ans d

Bondar-Clegg & Company Ltd
130 Pemberton Ave
North Vancouver B C
Canada V7P 2R5
Phone (604) 985-0681
Telex 04-352667

BONDAR-CLEGG

RECEIVED
OCT 01 87
Ans'd

Certificate of Analysis

REPORT 727-7305 (Complete) | RAM - Ship #18 | PROJECT RAM | PAGE 1

SAMPLE NUMBER	ELEMENT UNITS	Au OPT	Ag OPT	Pb PCT	Zn PCT	
R2 R-18 82448		0 023				**MAT GRID**
R2 R-18 82449		0 014	29 89	60 27		
R2 R-18 82450		0 003	0 22			**P/GWN GRID**
R2 R-18 82451		0 013	0 07			
R2 R-18 82456			13 16	22 60		**SOUTH GRID**
R2 R-18 82458			1 20	2 29		
R2 R-18 82461		0 026#	2 13	1 80	0 06	**GRAYLING GRID**
R2 R 18 82462		0 004	0 02	0 12	0 02	

NOTES: # indicates ERRATIC RESULTS

Registered Assayer, Province of British Columbi

Bondar-Clegg & Company Ltd
130 Pemberton Ave
North Vancouver
Canada V7P 2R
Phone (604) 985-0661
Telex 04-352667

BONDAR-CLEGG

Certificate of Analysis

REPORT: 627-7305 (Complete) | RAM - SHIP #18 | PROJECT: RAM | PAGE 1

SAMPLE NUMBER	ELEMENT UNITS	Ag OPT	
R2 R-18 82459		4.56	SOUTH GRID

Registered Assayer, Province of British Columbia

Bondar-Clegg & Company Ltd
130 Pemberton Ave
North Vancouver B C
Canada V7P 2R5
Phone (604) 985 0681
Telex 04 352667

BONDAR-CLEGG

Geochemical Lab Report

RECEIVED
OCT 0 9. 87
Ans'd RAM - Ship #1

REPORT 127-7350 (Complete) PROJECT: RAM PAGE 1

SAMPLE NUMBER	ELEMENT UNITS	Cu PPM	Pb PPM	Zn PPM	Ag PPM	W PPM	Au PPB	
R2 R-19 16801			43	74	0.6		<5	GRAYLING GRID
R2 R-19 16802			134	60	0.7		<5	
R2 R-19 16803			49	156	0.2		<5	
R2 R-19 16804			18	108	0.2		<5	
R2 R-19 16805			3100	600	8 3		80	
R2 R-19 16806			48	84	0.4		<5	
R2 R-19 16807			68	100	0.4		<5	
R2 R-19 16808			3700	6000	5.6		35	
R2 R-19 16809			120	64	0.9		<5	
R2 R-19 16810			32	196	0.8		<5	
R2 R-19 16811			>10000	8750	33.0		50	
R2 R-19 16812			174	60	0.8		<5	
R2 R-19 16813			400	285	0.8		<5	
R2 R-19 16814			148	220	1.0		5	
R2 R-19 16815			280	700	1.1		<5	
R2 R-19 16816			445	815	3.0		110	
R2 R-19 16817			121	480	0.8		<5	
R2 R-19 16818			16	42	0:6		<5	
R2 R-19 16819			165	330	0.6		<5	
R2 R-19 16820			1300	640	2.0		20	
R2 R-19 16821			58	3200	0.4		<5	
R2 R-19 16822			35	440	0.3		<5	
R2 R-19 16823			16	93	0.4		<5	
R2 R-19 16824			12	192	0.2		<5	
R2 R-19 16825			1400	610	6.0		240	
R2 R-19 16826			36	90	0.6		<5	
R2 R-19 16827			20	12	0.7		5	
R2 R-19 16828			660	68	1 8		10	
R2 R-19 16829			151	25	1 2		<5	
R2 R-19 16830			1900	615	4 2		35	
R2 R-19 16831			40	82	0 4		20	
R2 R-19 16832			705	42	6 0		80	
R2 R-19 16833		360	86	44				SOUTH GRID
R2 R-19 16834		132	28	16	0.5	3	10	
R2 R-19 16835		4	23	56	0.2	3	<5	
R2 R-19 16836		1	52	98	0.2	3	<5	
R2 R-19 16837		53	12	18	0.2	3	<5	
R2 R-19 16838			103		5.3		<5	RAM/FOX GRID
R2 R-19 16840			3300	330	32.0		35	
R2 R-19 16841			140	62	4.4		15	

Bondar-Clegg & Company Ltd
130 Pemberton Ave
North Vancouver B C
Canada V7P 2R5
Phone (604) 985 0681
Telex 04 352667

BONDAR-CLEGG

Geochemical Lab Report

OCT 0 9. 87

Ans'd

REPORT. 127-7350

PROJECT· RAM

SAMPLE NUMBER	ELEMENT UNITS	Cu PPM	Pb PPM	Zn PPM	Ag PPM	W PPM	Au PPB	
R2 R-19 16842			100	340	0.7		<5	RAM/FOX GRID
R2 R-19 16843			43	152	0.6		<5	
R2 R-19 16844			20	144	0 4		<5	
R2 R-19 16845			20	12	0.5		<5	
R2 R-19 16846		4	70		1 0		10	
								SOUTH GRID
R2 R-19 16847		660	44	88				
R2 R-19 16848		760	25	32				
R2 R-19 16849		290	16	225	0.7	3	<5	
R2 R-19 16850					0.1		<5	
R2 R-19 52303			485	40	3.5		5	FOX/FALCON GRID
R2 R-19 52304			121	115	2.6		<5	
R2 R-19 52307			9400	505	4.2		<5	
R2 R-19 52308					6.3		10	SOUTH GRID
R2 R-19 52309					0.7		<5	
R2 R-19 52310		51	690	50	0 4	3	<5	
R2 R-19 52311					1.2		<5	
R2 R-19 52312				176	21.0		25	
R2 R-19 52313					0.8		<5	
R2 R-19 52314					1.4		5	
R2 R-19 52315					0.3		<5	RAM/FOX GRID
R2 R-19 52316				>20000			<5	
R2 R-19 52317			580	3000	0.8		<5	
R2 R-19 52318			715	420	0.9		<5	
R2 R-19 82463			730	385	0.8		<5	GRAYLING GRID
R2 R-19 82464			230	1050	0.4		<5	
R2 R-19 82465			420	875	1 2		<5	
R2 R-19 82466			470	440	1.2		<5	
R2 R-19 82467			440	255	2.2		<5	
R2 R-19 82468			101	500	0 5		<5	
R2 R-19 82469			71	240	0.4		<5	
R2 R-19 82470			26	128	0.2		<5	
R2 R-19 82471			35	110	0.4		<5	
R2 R-19 82472			530	11000	2.9		25	
R2 R-19 82473			99	390	0.5		<5	
R2 R-19 82474			610	790	1.0		<5	
R2 R-19 82475			31	210	0.4		5	

Bondar-Clegg & Company Ltd
130 Pember on Ave
North Vancouver B C
Canada V7P 2R5
Phone (604) 985-0681
Telex 04-352667

BONDAR-CLEGG

Certificate of Analysis

REPORT: 427-7350 (complete) | RAM - Ship #19 | PROJECT: RAM | PAGE 1

SAMPLE NUMBER	ELEMENT UNITS	Au OPT	Ag OPT	Cu PCT	Pb PCT	
R2 R-19 16833		0.012	0.10			SOUTH GRID
R2 R-19 16839		<0.002	7.96	5.85	0.14	RAM/FOX GRID
R2 R-19 16847		0.010	<0.02			SOUTH GRID
R2 R-19 16848		<0.002	<0.02			
R2 R-19 52301		<0.002	2.25		11.50	FOX/FALCON GRID
R2 R-19 52302		<0.002	0.08		0.24	
R2 R-19 52305		<0.002	0.29		2.25	
R2 R-19 52306		<0.002	7.41		71.13	
R2 R-19 52312				0.03	0.14	SOUTH GRID
R2 R-19 52316			0.68		4.49	RAM/FOX GRID

Registered Assayer, Province of British Columbia

Bondar-Clegg & Company Ltd
30 Pemberton Ave
North Vancouver B C
Canada V7P 2R5
Phone (604) 985-0681
Telex 04-352667

BONDAR-CLEGG

Certificate of Analysis

REPORT: 627-7350 (Complete) | RAM - Ship #19 | PROJECT: RAM | PAGE 1

SAMPLE NUMBER	ELEMENT UNITS	Pb PCT	Zn PCT	
R2 R-19 16811		2.09		GRAYLING GRID
R2 R-19 52316			2.52	RAM/FOX GRID

RECEIVED
OCT 2 3. 87
Ans'd

Registered Assayer, Province of British Columbia

Bondar-Clegg & Company Ltd
130 Pemberton Ave
North Vancouver B C
Canada V7P 2R5
Phone (604) 985 0681
Telex 04 352667

BONDAR-CLEGG

Geochemical Lab Report

REPORT: 127-8180 (Complete) | RAM - SHIP #25 | PROJECT: RAM | PAGE 1

SAMPLE NUMBER	ELEMENT UNITS	Cu PPM	Pb PPM	Zn PPM	Ag PPM	As PPM	W PPM	Au PPB	
R2 R-25 52319		440	1850	4550		>1000			TROUT GRID
R2 R-25 52320		180	5900	12500		>1000			
R2 R-25 52321		126	1650	3550		580			
R2 R-25 52322		172	10000	>20000		>1000			
R2 R-25 52323		160	2500	6400		>1000			
R2 R-25 52324		860	>10000	17000		>1000			
R2 R-25 52325		132	>10000	>20000		>1000			
R2 R-25 52326					13.2			30	SOUTH GRID
R2 R-25 52327					5.6			200	
R2 R-25 52328					2.6			<5	
R2 R-25 52329			63	170	9.4			<5	
R2 R-25 52330		44	101	193	2.3		3	5	
R2 R-25 52331		68	930	1650	19.1		2	5	
R2 R-25 52332					1.8			<5	
R2 R-25 52333					0.9			<5	
R2 R-25 52334					0.7			<5	BEAR GRID
R2 R-25 52336					1.4			<5	
R2 R-25 52337		152	612	585		>1000			TROUT GRID
R2 R-25 52338		116	2050	1700		>1000			
R2 R-25 52339		360	2750	3300		>1000			
R2 R-25 52340		8	60	41		>1000			
R2 R-25 52341		64	76	550		300			
R2 R-25 52342		80	13	71		179			

RECEIVED
NOV 0 6 87
Ans'd

Bondar-Clegg & Company Ltd
30 Pemberton Ave
North Vancouver B C
Canada V7P 2R5
Phone (604) 985-0681
Telex 04-352667

BONDAR-CLEGG

Certificate of Analysis

REPORT. 427-8180 (Complete) | RAM - SHIP #25 | PROJECT RAM | PAGE 1

SAMPLE NUMBER	ELEMENT UNITS	Au OPT	Ag OPT	Cu PCT	Pb PCT	Zn PCT	
R2 R-25 52319		<0 002	1 29				TROUT GRID
R2 R-25 52320		0.003	4 52				
R2 R-25 52321		0 002	1 31				
R2 R-25 52322		0 006	8 22				
R2 R-25 52323		0.002	2 02				
R2 R-25 52324		0 005	12.65				
R2 R-25 52325		0 002	7.65				
R2 R-25 52329				0.24			SOUTH GRID
R2 R-25 52335		0.002	0.12	0.08	0.65	2.72	BEAR GRID
R2 R-25 52336					0.10	1.56	
R2 R-25 52337		0 362	0.51				TROUT GRID
R2 R-25 52338		0.003	1.37				
R2 R-25 52339		0 002	1.91				
R2 R-25 52340		0.010	0.10				
R2 R-25 52341		<0.002	0.14				
R2 R-25 52342		<0.002	<0.02				
R2 R-25 52343		<0.002	<0.02				
R2 R-25 52344		0.002	<0.02				
R2 R-25 52345		0.015	0.29				SEAGULL GRID
R2 R-25 52346		0.003	<0.02				
R2 R-25 52347		<0 002	<0.02				
R2 R-25 52348		<0.002	0.21				MOUSE
R2 R-25 52349		<0.002	<0.02				
R2 R-25 52350		<0.002	<0 02				
R2 R-25 52351		0 008	<0 02				
R2 R-25 52352		0 002	<0.02				
R2 R-25 52353		<0 002	<0 02				
R2 R-25 52354		<0 002	<0 02				
R2 R-25 52355		0 002	<0 02				SEAGULL GRID
R2 R-25 52356		<0 002	<0 02				
R2 R-25 52357		<0 002	<0 02				TROUT GRID
R2 R-25 52358		<0.002	<0 02				
R2 R-25 52359		<0 002	<0 02				MOUSE
R2 R-25 52360		<0 002	<0 02				
R2 R-25 52361		<0 002	<0 02				

RECEIVED
OCT 2 9. 87
Ans'd .. ....

Registered Assayer, Province of British Columbia

Bondar-Clegg & Company Ltd
130 Pemberton Ave
North Vancouver B C
Canada V7P 2R5
Phone (604) 985-0681
Telex 04-352667

BONDAR-CLEGG

Certificate of Analysis

REPORT: 527-8120 (Complete) | RAM - Ship #25 | PROJECT: RAM | B-CE

SAMPLE NUMBER	ELEMENT UNITS As PCT	
R2 R-25 52319	0.02	TROUT GRID
R2 R-25 52320	5.30	
R2 R-25 52322	15.52	
R2 R-25 52323	1.60	
R2 R-25 52324	6.96	
R2 R-25 52325	0.52	
R2 R-25 52337	0.03	
R2 R-25 52338	0.97	
R2 R-25 52339	0.88	
R2 R-25 52340	9.96	

RECEIVED
DEC 15. 87
Issued

Registered Assayer, Province of British Columbia

Bondar-Clegg & Company Ltd
130 Pemberton Ave
North Vancouver B C
Canada V7P 2R5
Phone (604) 985-0681
Telex 04-352667

BONDAR-CLEGG

Certificate of Analysis

REPORT: 627-8180 (Complete) | RAM - Ship #25 | PROJECT: RAM | PAGE 1

SAMPLE NUMBER	ELEMENT UNITS	Pb PCT	Zn PCT	
R2 R-25 52322			2.34	TROUT GRID
R2 R-25 52324		1.44		
R2 R-25 52325		1.31	3.38	

Registered Assayer, Province of British Columbia

PACIFIC GEOPHYSICAL LTD.

REPORT

ON THE

GEOPHYSICAL SURVEYS

ON THE

GRAYLING GRID, RAM PROPERTY

WATSON LAKE MINING DIVISION, YUKON

FOR

FAIRFIELD MINERALS LTD.
EQUITY SILVER MINES LTD.

LATITUDE: 61°35'N LONGITUDE: 132°35'W

N.T.S. 105F-9,10

CLAIMS: RAM 289,291,321-337,361-381,401-425,427,429,441-471,473,
556,558,560-599,634,636,638-674,731-758

OWNER: FAIRFIELD MINERALS LTD.

OPERATOR: CORDILLERAN ENGINEERING LTD.

BY

PAUL A. CARTWRIGHT, P.Geoph.
GEOPHYSICIST

AND

MICHAEL J. CORMIER, B.Sc.
GEOPHYSICIST

DATED: December 30, 1987

TABLE OF CONTENTS

PAGE

PART A REPORT

1)	Introduction	1
2)	Description of Claims	3
3)	Description of Geology	3
4)	Presentation of Data	4
5)	Discussion of Results	5
6)	Summary and Recommendations	11
7)	Assessment Details	12
8)	Statement of Cost	14
9)	Certificate: Paul A. Cartwright, P. Geoph	16
10)	Certificate: Michael J. Cormier, B.Sc	17
11)	Certificate: Martin M. Makulowich, Geophysical Party Leader	18

PART B ILLUSTRATIONS

Location & Claim Map ..... Figure 1

Grid Location Map ..... Figure 2

I.P. Data Plots (pseudosections) .....Dwg. Nos. I.P.-5878 1 to 9

Plan map of the detail grid with I.P. and Resistivity Anomalies and Mise a la Masse Contours (in pocket).....Dwg. No. I.P.P.-4155

Plan map of HLEM profiles (3555 Hz)(in pocket).....Dwg. No. E.P. - 4155

Plan map of HLEM profiles (888 Hz) (in pocket) .....Dwg. No. E.P. - 4156

Plan map of HLEM profiles (222 Hz) (in pocket) .....Dwg. No. E.P. - 4157

Plan map of VLF-EM profiles of the detail grid (in pocket) .....Dwg. No. V.P. - 4155

Plan map of VLF-EM profiles (in pocket) .....Dwg. No. E.M. - 4156

Plan map of Magnetic profiles of the detail grid (in pocket) .....Dwg. No. M.P. - 4155

Plan map of Magnetic contours of the detail grid (in pocket) .....Dwg. No. M.P. - 4156

Plan map of Magnetic profiles (in pocket).....Dwg. No. M.P. - 4158

Plan map of Magnetic contours (in pocket).....Dwg. No. M.P. - 4157

PART A REPORT

1) Introduction

An integrated geophysical program which included Induced Polarization (IP) and resistivity, mise a la masse, Horizontal Loop Electro - Magnetic (HLEM), total field magnetic and VLF-EM surveys has been completed on the Grayling grid, Ram Property, Watson Lake Mining Division, Yukon. The work was commissioned by Cordilleran Engineering Ltd., project managers for Fairfield Minerals Ltd.

The property is located approximately 160 kilometers northeast of Whitehorse, Yukon and 40 kilometers south of Ross River, Yukon. Access to the Grayling grid is via a 20 kilometer, 4-wheel drive road originating from the South Canol Road (Highway 8), via float plane from Ross River, Yukon to Seagull Lake or via helicopter. The Grayling grid was accessed via foot and helicopter from the Grayling camp.

Previous work in the area has included diamond drilling which encountered gold, lead, and zinc mineralization.

The objective of the present surveys was to test for the continuation, along strike, of the aforementioned sulphide mineralization.

For the IP and resistivity work, a Phoenix model IPV-1 induced polarization and resistivity receiver unit was used, together with a Phoenix model IPT-1 IP and resistivity transmitter powered by a 1 kw motor-generator. IP effects were recorded as Percent Frequency Effects (P.F.E.) at operating frequencies of 4.0 Hz and 0.25 Hz, while apparent resistivity values were normalized in units of ohm-meters. Dipole-dipole array was utilized to make all of the measurements, using an interelectrode distance of 25 meters on the detail grid and 100 meters for lines 3000 N and 2200 N, on the reconnaissance grid. In all cases, four separations were recorded.

S T C Y R

61° 40'

61° 45'

PD

PD

R A

(P E L L Y

M O U N T A I N S

61° 35'

MAT CLAIMS

132° 30'

132° 20'

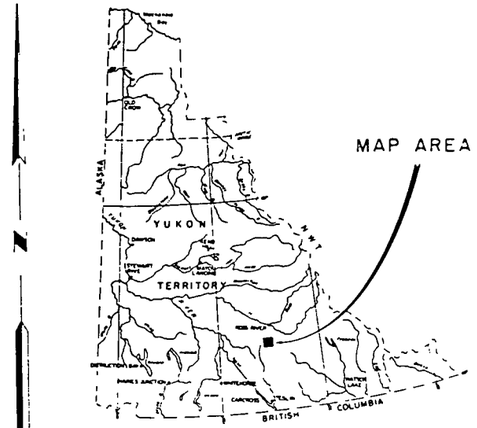

LOCATION MAP

REGIONAL RESOURCES LTD

CLAIM MAP

RAM PROPERTY AREA

WATSON LAKE MINING DISTRICT, YUKON TERRITORY
NTS 105F-9 10

1 100,000

1000 500 0 1000 2000 3000 4000

SCALE IN METRES

BY
CORDILLERAN ENGINEERING
1980-1055 W HASTINGS STREET
VANCOUVER B C V6E 2E9

SEPTEMBER 1987

FIGURE 1

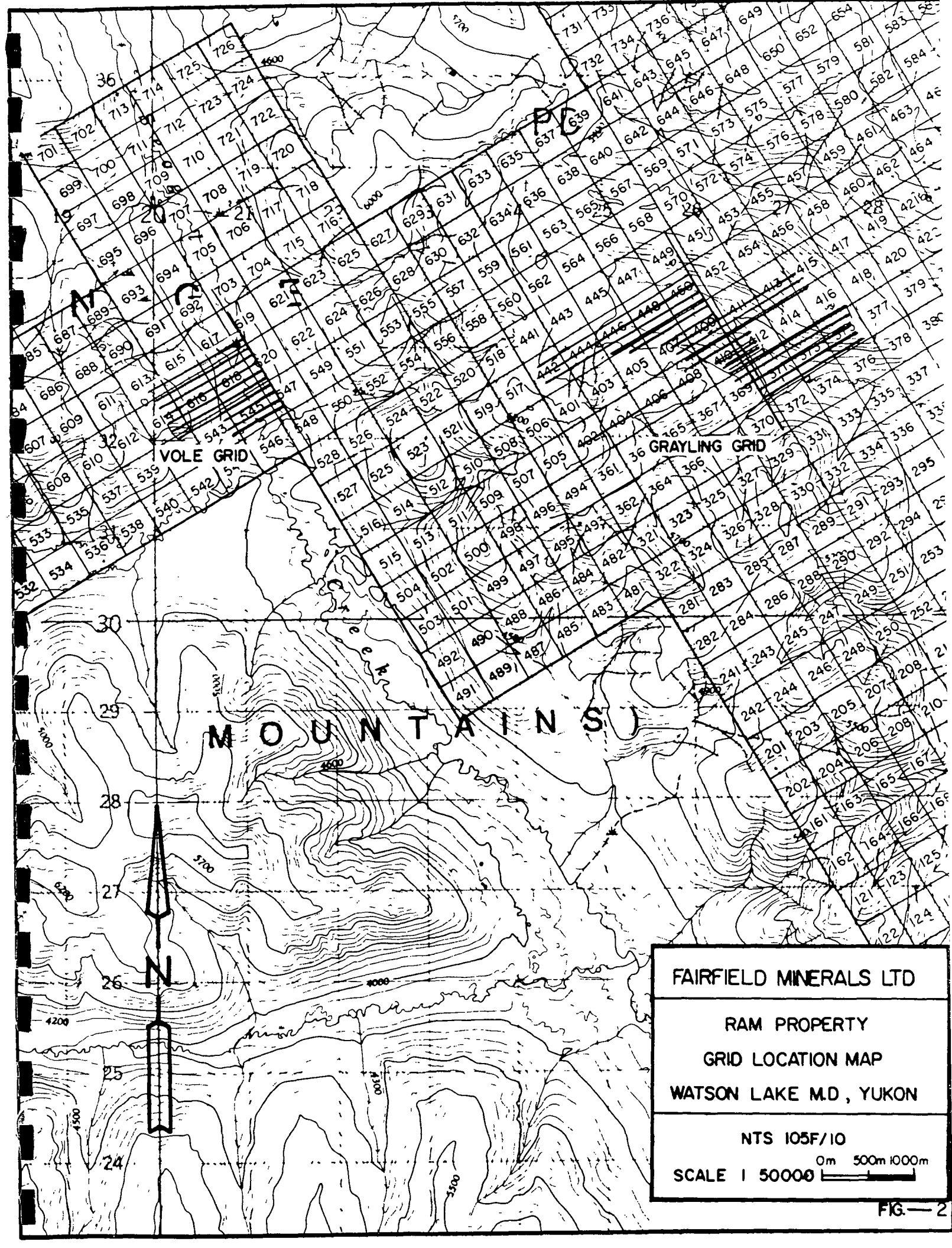
VOLE GRID
GRAYLING GRID
MOUNTAINS
N
FAIRFIELD MINERALS LTD
RAM PROPERTY
GRID LOCATION MAP
WATSON LAKE M.D, YUKON
NTS 105F/10
SCALE 1 50000
0m 500m 1000m

FIG.—2

For the total field magnetic measurements, a Barringer model GM 122 proton precession magnetometer was used. Readings were taken at 12.5 meter intervals with a base station being reoccupied throughout the survey to facilitate the diurnal corrections.

A Phoenix model VLF-2 receiver unit was employed during the VLF-EM survey, measuring Field Strength and Dip Angle data. All measurements were taken at 25 meter intervals.

Apex Model Maxmin 2 HLEM equipment was employed during the HLEM survey on the detail grid. In phase and quadrature components of the induced secondary field were recorded using frequencies of 3555 Hz, 888 Hz, and 222 Hz. All measurements were taken at 25 meter intervals with a coil spacing of 50 meters.

For the mise a la masse survey of the detail grid, a Phoenix model IPV-1 receiver unit was used, together with a Phoenix model IPT-1 transmitter powered by a 1 kw motor-generator. The primary voltages were recorded as millivolts at an operating frequency of 4 Hertz. One transmitting electrode was located on the main Grayling Showing at a point approximately 5 meters south of Station 2925E on Line 2200N, while the other transmitting electrode was located approximately 1000m north-northwest of this point. One of the two potential electrodes was located approximately 1000 m southwest of the known showing while the other moved along the surveyed lines, taking readings at 25 meter intervals.

Field work took place during the period July 22, 1987 to August 3, 1987 and from August 18, 1987 to August 22, 1987, first under the supervision of Paul A. Cartwright, P. Geoph. and then under the direction of Martin M. Makulowich, geophysical party leader. Certificates of qualification are included in this report.

2) Description of Claims

Work on the Grayling Grid, Ram Property has been applied to 208 contiguous claims listed below.

Claim No.	Record No.	Expiry Date
Ram 289	YA 71864	28 September 1987
Ram 291	YA 71866	31 December 1987
Ram 321 - 337	YA 71896-71912	31 December 1987
Ram 361 - 381	YA 71936-71956	31 December 1987
Ram 401 - 425	YA 71976-72000	31 December 1987
Ram 427	YA 72002	31 December 1987
Ram 429	YA 72004	31 December 1987
Ram 441 - 471	YA 72016-72046	31 December 1987
Ram 473	YA 72048	31 December 1987
Ram 556	YA 72207	31 December 1987
Ram 558	YA 72209	31 December 1987
Ram 560 - 599	YA 72211-72250	31 December 1987
Ram 634	YA 72285	31 December 1987
Ram 636	YA 72287	31 December 1987
Ram 638 - 674	YA 72289 - 72325	31 December 1987
Ram 731 - 758	YA 73567-73594	31 December 1988

Fairfield Minerals Limited is the owner of the claims, and Cordilleran Engineering Ltd. is the operator. The claims are currently held under option by Equity Silver Mines Ltd.

3) Description of Geology

The following geological description of the property has been supplied by the staff of Cordilleran Engineering Ltd.

"East of Seagull Valley a northwest trending series of imbricate thrust sheets juxtaposes Siluro-Devonian carbonate rocks with Mississippian volcanic rocks.

Syenite outcrops throughout much of the central volcanic belt and important Ag-Au-Pb-Zn-As mineralization found at the Grayling, Pika, Bid, Bear, Leaper, Goat and Bnob occurences appear closely related to their distribution."

4) Presentation of Data

The induced polarization and resistivity results are shown on the following data plots in pseudo-section format.

Line	Electrode Interval	Dwg. No.
30+00 N	100 meters	I.P. - 5878-1
22+50 N	25 meters	I.P. - 5878-2
22+00 N	100 meters	I.P. - 5878-3
22+00 N	25 meters	I.P. - 5878-4
21+75 N	25 meters	I.P. - 5878-5
21+50 N	25 meters	I.P. - 5878-6
21+00 N	25 meters	I.P. - 5878-7
20+50 N	25 meters	I.P. - 5878-8
20+00 N	25 meters	I.P. - 5878-9

Since the induced polarization measurement is essentially an averaging process, as are all the potential methods, it is frequently difficult to pinpoint the source of an anomaly. Certainly, no anomaly can be located with more accuracy than the electrode interval length: i.e. when using a 100 meter electrode interval, the position of a narrow sulphide body can only be determined to lie between two stations 100 meters apart. In order to definitely locate, and fully evaluate, a narrow shallow source, it is necessary to use shorter electrode intervals.

In order to locate sources at some depth, larger electrode intervals must be used, with a corresponding increase in the uncertainties of location. Therefore, while the center of the indicated anomaly probably corresponds fairly well with the source, the length of the indicated anomaly along the line should not be taken to represent the exact edges of the anomalous material.

The mise a la masse measurements are presented in the form of a contoured map of the received voltages with the I.P. and resistivity anomalies marked on it. The definite, probable and possible I.P. anomalies are indicated by bars, in the manner shown on the legend, on Dwg. No. I.P.P. - 4155, a 1:1000 scale plan map of the detail grid.

Line profiles of the HLEM data at 3555 Hz, 888 Hz, and 222 Hz, are shown on Dwg. Nos. E.P. - 4155, 4156 and 4157 respectively, at a scale of 1:1000.

Line profiles of the VLF-EM field strength and dip angle data of the detail grid are shown on Dwg. No. V.P. - 4155 at a scale of 1:1000. The remaining data profiles on the reconnaissance grid are marked on Dwg. No. E.M. - 4156 at a scale of 1:2500.

The total field magnetic measurements are presented as follows:
1) Dwg. Nos. M.P. - 4157, and M.P. - 4158, 1:2500 scale plan maps of the reconnaissance grid on which contours and line profiles of the data are shown; and
2) Dwg. Nos. M.P. - 4155, and M.P. - 4156, 1:1000 scale plan maps of the detail grid on which contours and line profiles of the data are represented.

The grid information shown on all of the above mentioned plan maps has been provided by the staff of Cordilleran Engineering Ltd.

5) Discussion of Results

The data from the integrated geophysical program has been interpreted and these results are discussed below in two sections. First of all, the detail grid is

examined, followed by the reconnaissance grid.

Section 1 - Detail Grid

A wide variety of geophysical techniques have been employed in this area, including IP and apparent resistivity, mise a la masse, total field magnetic, VLF electromagnetic and horizontal loop electromagnetic surveys. The collected data are discussed below, on a survey-by-survey basis.

a) I.P. and Apparent Resistivity

Two zones of anomalous I.P. and resistivity results are interpreted to be present on the detail grid and are shown on Dwg. No. I.P.P. - 4155.

Zone A

Zone A is interpreted to strike across all of the detail grid survey lines, in a roughly north-south direction. The most anomalous I.P. effects are recorded on Line 2200N, in the vicinity of the main Grayling massive sulphide showing.

However, lower than background apparent resistivity values generally do not appear to be associated with the anomalous PFE readings which suggests that the causative source is not well connected, in an electrical sense. The other electrical surveys, to be discussed presently, also appear to support this possibility. This may mean that disseminated, polarizable material is present, as opposed to massive, polarizable material. One possible exception is the area beneath Line 2100N, Station 2950E to Station 2975E, where a well defined, deep seated, IP anomaly is noted coincident with an equally well defined area of low apparent resistivity values. Depth to the top of this particular source would be in the order of 35 meters below the surface.

Zone B

Zone B appears to be quite different from Zone A. It is generally a very broad feature, especially on the southern half of the grid, and is typified by large magnitude I.P. effects in conjunction with low apparent resistivity values. The large lateral extent of the zone suggests that a change in rock type, rather than a discrete feature of possible economic interest, may be responsible for the observed readings. The depth to the top of the causative source is variable, from within 25 meters of the surface to greater than 35 meters in other locations. As with Zone A, the northern and southern boundaries of the feature have not yet been established.

b) Mise a la Masse

Results of the mise a la masse survey are also shown on Dwg. No. I.P.P. - 4155, a 1:1000 scale plan view of the contoured, measured voltages. The objective of this survey was to test for the possible subsurface continuation of the Grayling showing mineralization, which is observed in outcrop near Station 2925E on Line 2200N. The mise a la masse contours indicate that the massive sulphides constituting the showing are restricted to the immediate vicinity of the exposed mineralization. This conclusion is consistent with the results of the I.P. and resistivity survey, which suggests the presence of a polarizable, but non-conducting zone of mineralization striking through the area of the Grayling showing.

c) Total Field Magnetics

The total field magnetics data collected over the detail grid are illustrated on Dwg. No. M.P. - 4155 (line profiles) and on Dwg. No. M.P. - 4156 (contours). Apart from several isolated points, the results appear to indicate the absence of any significant amount of magnetic mineralization. It is felt that the aforementioned isolated points reflect the presence of surficial, magnetic boulders possibly originating from excavation work carried on up slope from these sporadic anomalies.

d) Very Low Frequency Electro-Magnetics (VLF-EM)

The VLF-EM results collected over the detail grid are shown on Dwg. No. V.P. - 4155. The interpretation of this data has resulted in the selection of one conductor axis near the eastern end of the grid. This axis is approximately coincident with the western side of I.P. Zone B as discussed in section a) of this Discussion of Results. It is felt that the same near surface material is responsible for both the low apparent resistivity values in the I.P. and resistivity data as well as the interpreted conductor axis in the VLF-EM data.

It should be noted that no near surface conductor axes have been detected which are coincident with the previously discussed 'Zone A'. This apparent absence of conductive material is consistent with the results gathered by the other survey techiques.

e) Horizontal Loop Electro-Magnetics (HLEM)

The HLEM data is presented as in-phase and quadrature line profiles on Dwg. Nos. E.P. - 4155, 4156 and 4157 which correspond to operating frequencies of 3555Hz, 888 Hz, and 222 Hz respectively.

Inspection of the 3555 Hz data suggests the presence of a single, weak conductor located in the southeast corner of the grid. The fact that this conductor is less evident in the 888 Hz data, and virtually disappears in the 222 Hz data, may indicate that the source of the anomaly is a very poorly conducting and/or thin conductor. As with the VLF-EM data, it appears to mark the western flank of I.P. Zone B.

Section 2 - Reconnaissance Grid

A number of geophysical methods have been used on the more wide ranging set of lines which constitute the reconnaissance grid. These include induced polarization and apparent resistivity, total field magnetics and VLF

electromagnetics. The data are discussed below, on a survey-by-survey basis.

a) I.P. and Apparent Resistivity

I.P. and apparent resistivity surveying was conducted along Line 3000N and Line 2200N, using a dipole spacing of 100 meters. This increased interelectrode spacing (compared to the 25 meter dipole used on the other lines) has the effect of increasing the depth of penetration to approximately 200 meters in the case of the n=4 measurements. The interpreted results are shown on Dwg. No. M.P. - 4158, a plan map which also illustrates the magnetic profiles, at a scale of 1:2500.

On Line 3000N, a large portion of the western end of the line has been interpreted as being anomalous, displaying moderately high I.P. effects and relatively low apparent resistivities. Depth to the top of the causative source is felt to be within 100 meters (i.e. one dipole length). The anomaly remains open to the west.

Two regions of interest are felt to be present along Line 2200N.

The first of these, located in the vicinity of Station 1200E, is characterized by I.P. effects which are high in magnitude together with low apparent resistivities. It is possible that this anomaly represents a southern extension of the feature seen on Line 3000N and described above. As with the anomaly on Line 3000N, the depth to the top of the source is estimated to be within 100 meters of the surface.

The second feature of interest is classified as a possible anomaly and is centered at Station 2000E. It appears to be caused by weakly polarizable material located at some depth (possibly as much as 175 meters beneath the surface).

All three of the I.P. anomalies discussed appear to be roughly coincident with weak VLF-EM anomalies. This could indicate the presence of a band of relatively conductive sulphide mineralization. However, an equally possible

explanation is the existence of a barren shear zone, set within a broad area of disseminated sulphides.

b) Total Field Magnetics

The total field magnetic data is illustrated as line profiles on Dwg. No. M.P. - 4158 and in contour form on Dwg. No. M.P. - 4157. While a number of low amplitude magnetic anomalies are evident in the data, the only responses which form a coherent zone are recorded near the western ends of Line 2600N, Line 2500N, and Line 2400N. It is possible this same source continues southward to the vicinity of Line 2000N. One other possible magnetic trend has been observed on Line 2000 N (Station 3850E - Station 4125E) and on Line 1900 N (Station 3800E - Station 4025E). Due to the large east-west extent of this zone, it is felt that a more regional type of change in the magnetic mineral content of the rock may be involved as opposed to the narrower, more discrete features which are the object of the present survey. The significance of these magnetic features, or of any of the other magnetic anomalies, is unclear at the present time.

c) VLF Electromagnetics

A number of VLF-EM conductor axes have been interpreted as being present on the reconnaissance grid and are illustrated on Dwg. No. E.M. - 4156.

Two of these, VLF conductor axes 1 and 2, appear to mark the western edges of I.P. anomalies classed as 'definite' within Zone B which was discussed earlier in the 'Detail Grid' section of this Discussion of Results.

It is not clear what the sources of the other conductor axes are, but it is possible that features such as ridge lines or shear zones may be responsible for some of the anomalous trends. None of the VLF conductors appear to be caused by magnetic mineralization.

6) Summary and Recommendations

An integrated package of geophysical surveys has been carried out on the Grayling grid (which includes a reconnaissance grid and a detail grid), Ram Property, Watson Lake Mining Division, Yukon at the request of Cordilleran Engineering Ltd., project managers for Fairfield Minerals Ltd.

On the detail grid, two anomalous I.P. zones have been interpreted as being present and are illustrated on Dwg. No. I.P.P. - 4155. Zone A is felt to be indicative of polarizable material, of which the Grayling showing is a part. It is recommended that Zone A be further tested by a diamond drill hole located so as to pass through a point 50 meters below Station 2962.5E on Line 2100N. It is also suggested that Zone B be tested by a drill hole to determine the source of the anomaly. This could be accomplished by means of a vertical hole located at Station 3200E on Line 2100N.

Dependent upon the drill hole results, further I.P. and resistivity surveying could be carried out in order to fully define Zone A and Zone B.

On the reconnaissance grid, it is recommended that the magnetic trend occurring near the western end of the Line 2600N be tested by I.P. and resistivity surveying in order to better evaluate the source of the anomaly. It is felt that the I.P. and resistivity anomalies interpreted as being present on Line 3000N and Line 2200N should be correlated with existing geological and geochemical data. If the results of this exercise are encouraging, then further I.P. and resistivity testing could be carried out in the vicinity of these anomalies.

PACIFIC GEOPHYSICAL LTD.

Michael J. Cormier, B.Sc.
Geophysicist

Paul A. Cartwright, P. Geoph.
Geophysicist

Dated: December 30, 1987

7) Assessment Details

Property: Grayling grid, Ram Property **Mining Division:** Watson Lake, Yukon.

Sponsor: Fairfield Minerals Ltd.

Location: 40 Kilometers south of Ross River, Yukon.

Type of Survey: Induced Polarization and Resistivity
Number of Stations: 156 **Number of Readings:** 1052 **Km of Line Surveyed:** 5.25

Type of Survey: Mise a la Masse
Number of Stations: 110 **Number of Readings:** 110 **Km of Line Surveyed:** 2.60

Type of Survey: HLEM
Number of Stations: 459 **Number of Readings:** 918 **Km of Line Surveyed:** 3.60

Type of Survey: VLF-EM
Number of Stations: 642 **Number of Readings:** 1284 **Km of Line Surveyed:** 15.58

Type of Survey: Total Field Magnetics
Number of Stations: 1379 **Number of Readings:** 1379 **Km of Line Surveyed:** 16.98

Operating Man Days: 30.75 **Date Started:** July 22, 1987

Consulting Man Days: 18.00 **Date Finished:** August 22, 1987

Drafting Man Days: 10.00

Total Man Days: 53.50

Consultants:

P.A. Cartwright, 4238 West 11th Avenue, Vancouver, B.C.
M.J. Cormier, 2242 Stephens St., Vancouver, B.C.

Field Technicians:

M. Makulowich, 669 Valdes Drive, Kamloops, B.C.
B. Counts, 4131 West 16th Avenue, Vancouver, B.C.
J. Hudyma, 146 Thor Drive, Kamloops, B.C.

Draughtsmen:

B. Counts, 4131 West 16th Avenue, Vancouver, B.C.
G. Lockhart, 19372 Hammond Road, Pitt Meadows, B.C.

PACIFIC GEOPHYSICAL LTD.

Paul A Cartwright

Paul A. Cartwright, P. Geoph.
Geophysicist

Dated: December 30, 1987.

8) Statement of Costs

Cordilleran Engineering Ltd.

A. I.P. and Resistivity, Mise a la Masse, HLEM, VLF-EM, and Magnetometer Surveys - Grayling Grid, Ram Property, Watson Lake Mining Division, Yukon.

Period: July 22, 1987 to August 3, 1987
August 18, 1987 to August 22, 1987

Crew: M. Makulowich, B. Counts, J. Hudyma

Operating Days	10.25 @ $990.00/day	$10,147.50
Travel Days	1.25 @ $710.00/day	887.50
Bad Weather Days	5.00 @ $710.00/day	3,550.00
Standby Days	1.00 @ $710.00/day	710.00
Breakdown Days	.25 @ n/c	N/C
Mob-demob	$2,100/2	1,050.00
		16,345.00
Less: Sick Days	.5 @ 90.00	(45.00)
		16,300.00

Consulting: (P.A. Cartwright)
July 22 - 30, 1987
9 days @ $250.00 2,250.00

Mob-demob - 1,100.00 less $324.10 775.90

Sub Total 19,325.90

B. Report Preparation

I.P. and Resistivity; Mise a la masse - included in operating day rate		
Total Field Magnetics	16.98 km @ $30.00/km	509.40
VLF-EM	15.58 km @ $30.00/km	479.40
HLEM	3.60 km @ $50.00/km	180.00
Detail Report Preparation		1,000.00
	Sub Total	2,168.80
	TOTAL	$21,494.80

PACIFIC GEOPHYSICAL LTD.

Paul A. Cartwright

PAUL A. CARTWRIGHT, P. Geoph.
Geophysicist

Dated: December 30, 1987

9) Certificate

I, Paul A. Cartwright, of the City of Vancouver, Province of British Columbia, do hereby certify:

1. I am a geophysicist residing at 4238 W. 11th Avenue, Vancouver, B.C.

2. I am a graduate of the University of British Columbia, with a B.Sc. Degree (1970).

3. I am a member of the Society of Exploration Geophysicists, The European Association of Exploration Geophysicists and the Canadian Society of Exploration Geophysicists.

4. I have been practising my profession for 17 years.

5. I am a Professional Geophysicist licensed in the Province of Alberta.

6. I have no direct or indirect interest, nor do I expect to receive any interest, directly or indirectly, in the property or securities of Cordilleran Engineering Ltd., Fairfield Minerals Ltd., Equity Silver Mines Ltd or any affiliates.

7. Permission is granted to use in whole or in part for assessment and qualification requirements but not for advertising purposes.

DATED AT VANCOUVER, BRITISH COLUMBIA this 30th day of December 1987.

Paul A. Cartwright, P. Geoph.

10. Certificate

I, Michael J. Cormier, of the City of Vancouver, Province of British Columbia, do hereby certify:

1. I am a geophysicist residing at 2242 Stephens Street, Vancouver, British Columbia.

2. I am a graduate of McGill University, Montreal, Quebec with a B.Sc. Degree (1981).

3. I have been practising my profession for 6 years.

4. I have no direct or indirect interest, nor do I expect to receive any interest, directly or indirectly, in the property or securities of Fairfield Minerals Ltd., Cordilleran Engineering Ltd., or Equity Silver Mines Ltd., or any affiliates.

5. The statements made in this report are based on a study of published geological literature and unpublished private reports.

6. Permission is granted to use in whole or in part for assessment and qualification requirements but not for advertising purposes.

DATED AT VANCOUVER, BRITISH COLUMBIA, this 30th day of December 1987.

Michael J. Cormier

Michael J. Cormier, B.Sc.

11) Certificate

I, Martin Makulowich, of the City of Kamloops, Province of British Columbia, do hereby certify:

1. I am a geophysical crew leader residing at 669 Valdes Drive, Kamloops, British Columbia.

2. I am presently employed by Pacific Geophysical Ltd. of 224 - 744 West Hastings Street, Vancouver, B.C.

3. I have been practising my vocation about four years.

DATED AT VANCOUVER, BRITISH COLUMBIA this 30th day of December 1987.

Martin Makulowich

CORDILLERAN ENG

RAM PROJECT, GRAYLING GRID

WATSON LAKE M D

LINE NO -30+00N

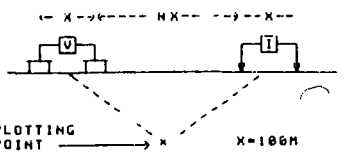

SURFACE PROJECTION OF ANOMALOUS ZONE

DEFINITE
PROBABLE
POSSIBLE

FREQUENCY (HERTZ)
4 0/0 25

NOTE- CONTOURS AT LOGARITHMIC INTERVALS 1 -1 5 -2 -3 -5 -7 5 -10 PLUS EACH 0 25 FROM 0 5 TO 2 0

DWG NO -1 P 5878 1

DATE SURVEYED JUL AUG 198

APPROVED MJC

DATE Dec 20/87

PACIFIC GEOPHYSICAL LTD

INDUCED POLARIZATION AND RESISTIVITY SURVEY

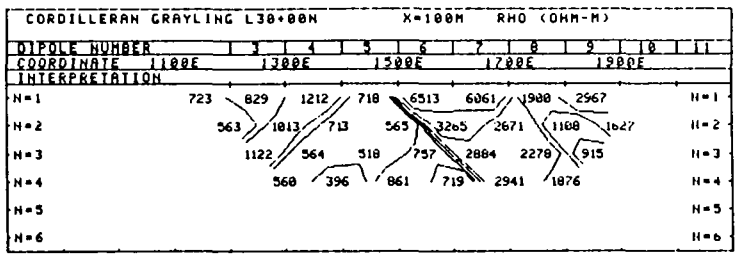

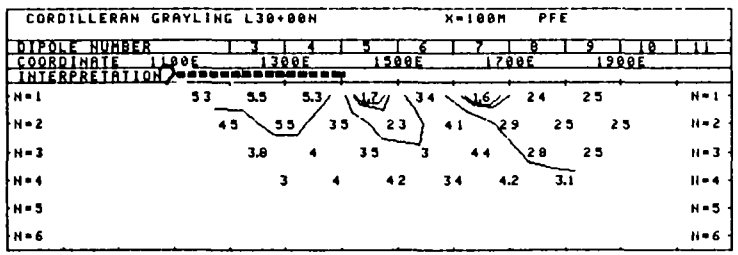

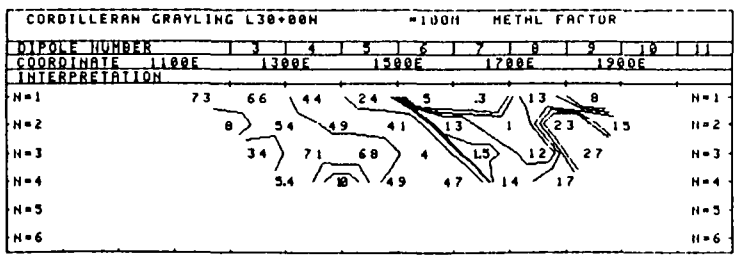

CORDILLERAN ENG

RHM PROJECT/GRAYLING GRID

WATSON LAKE M D

LINE NO -22+50N

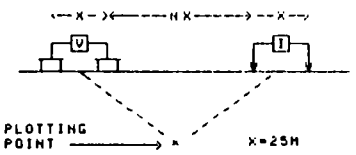

SURFACE PROJECTION OF ANOMALOUS ZONE

DEFINITE
PROBABLE
POSSIBLE

FREQUENCY (HERTZ)
4 0 0 25

NOTE- CONTOURS AT LOGARITHMIC INTERVALS 1 -1 5 -2 -3 -5 -7 5 10 PLUS EACH 0 25 FROM 0 5 TO 2 0

DWG NO -1 P -5676-2

DATE SURVEYED JUL/AUG 1987

APPROVED MJC

DATE Dec 20/87

PACIFIC GEOPHYSICAL LTD

INDUCED POLARIZATION AND RESISTIVITY SURVEY

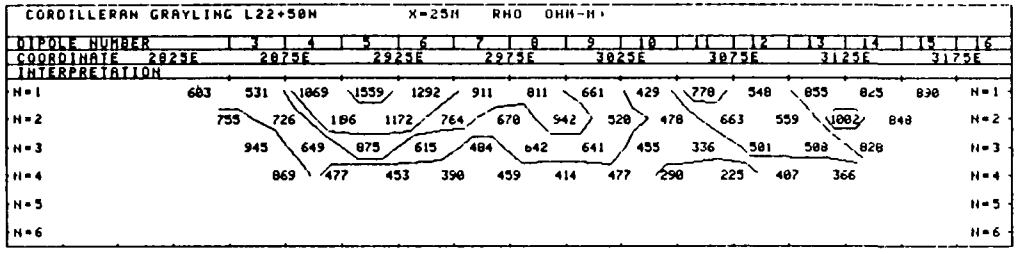

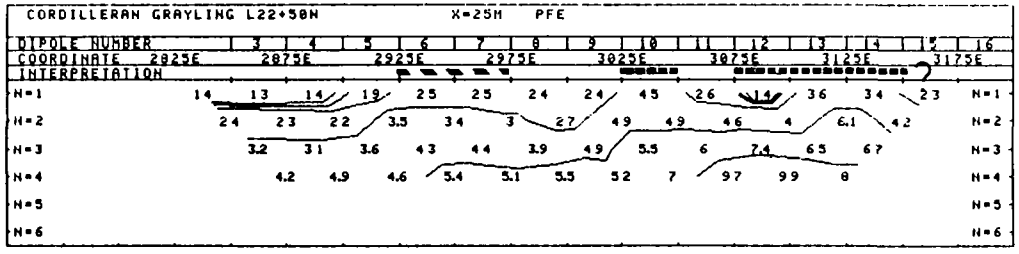

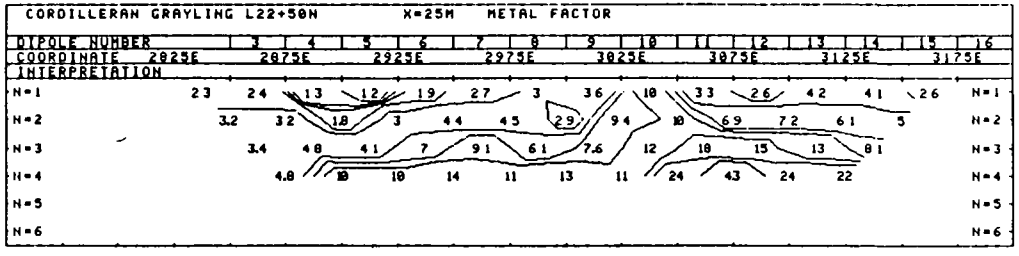

CORDILLERAN ENG

RAM PROJECT GRAYLING GRID

WATSON LAKE M D

LINE NO -22+00N

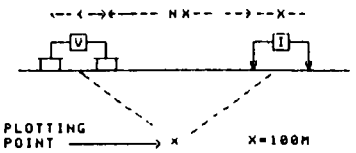

SURFACE PROJECTION OF ANOMALOUS ZONE

DEFINITE
PROBABLE
POSSIBLE

FREQUENCY (HERTZ)
4 0.0 25

NOTE- CONTOURS AT LOGARITHMIC INTERVALS 1 -1 5 -2 -3 -5 -7 5 -10 PLUS EACH 0 ≤5 FROM 0 5 TO 2 0

DWG NO I P -5876 3

DATE SURVEYED JUL/AUG 1987

APPROVED MJC

DATE Dec 20/87

PACIFIC GEOPHYSICAL LTD

INDUCED POLARIZATION AND RESISTIVITY SURVEY

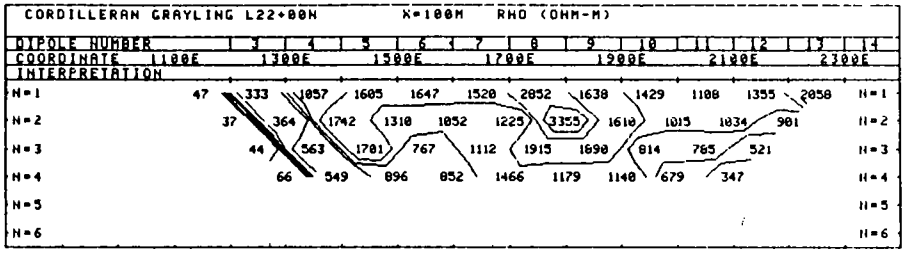

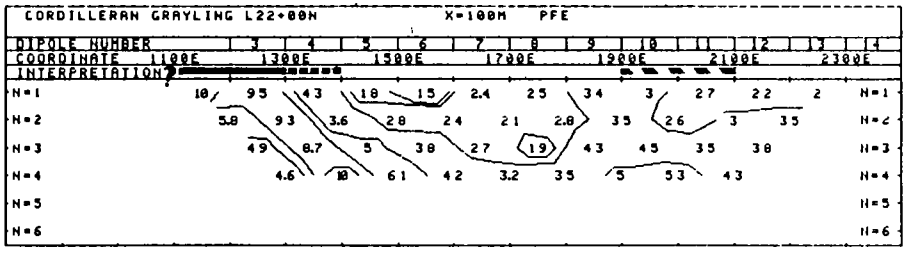

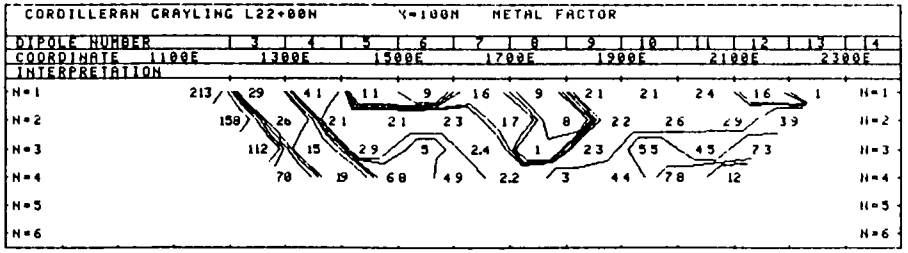

CORDILLERAN ENG

RAM PROJECT, GRAYLING GRID

WATSON LAKE M D

LINE NO -22+00N

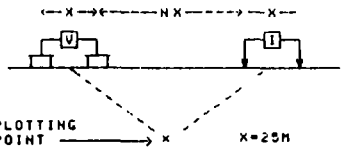

SURFACE PROJECTION OF ANOMALOUS ZONE

DEFINITE
PROBABLE
POSSIBLE

FREQUENCY (HERTZ)
4 0/8 25

NOTE- CONTOURS AT LOGARITHMIC INTERVALS 1 -1 5 -2 -3 -5 -7 5 -10 PLUS EACH 0 25 FROM 0 5 TO 2 0

DWG NO -1 P 9876 4

DATE SURVEYED JUL AUG 1987
APPROVED MJC
DATE Dec 20/87

PACIFIC GEOPHYSICAL LTD

INDUCED POLARIZATION AND RESISTIVITY SURVEY

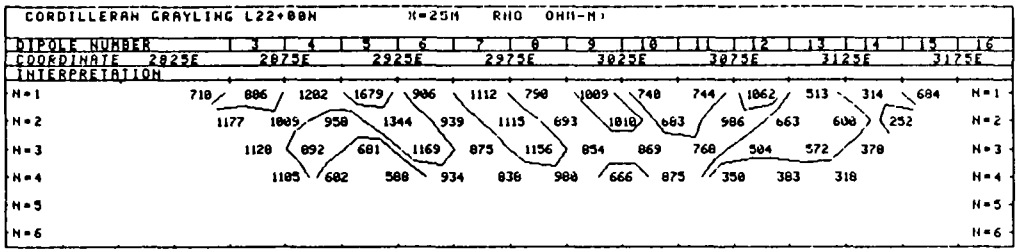

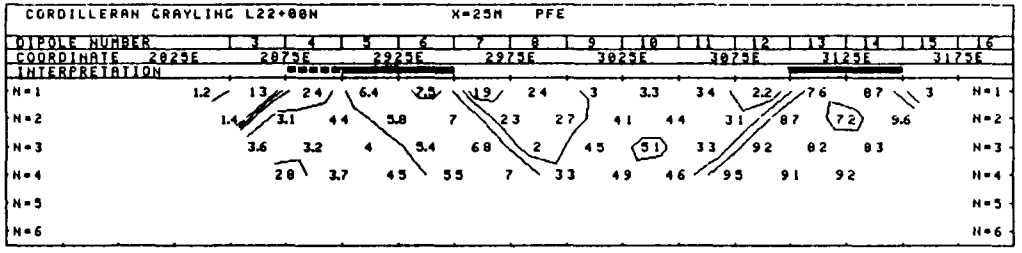

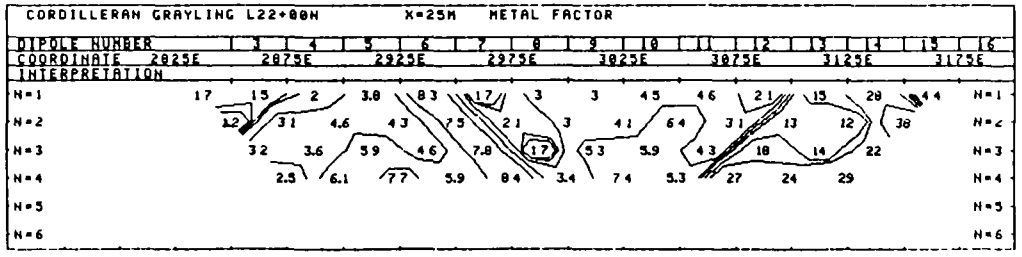

CORDILLERAN ENG.

RAM PROJECT GRAYLING GRID

WATSON LAKE M D

LINE NO -21+75N

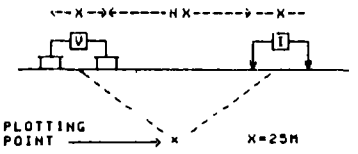

SURFACE PROJECTION OF ANOMALOUS ZONE

DEFINITE
PROBABLE
POSSIBLE

FREQUENCY (HERTZ)
4 0/0 25

NOTE- CONTOURS AT LOGARITHMIC INTERVALS 1 -1 5 -2 -3 -5 -7 5 -10 PLUS EACH 0 25 FROM 0 5 TO 2 0

DWG NO -I P -5676-5

DATE SURVEYED JUL AUG 1987

APPROVED MJC

DATE Dec 20/87

PACIFIC GEOPHYSICAL LTD

INDUCED POLARIZATION AND RESISTIVITY SURVEY

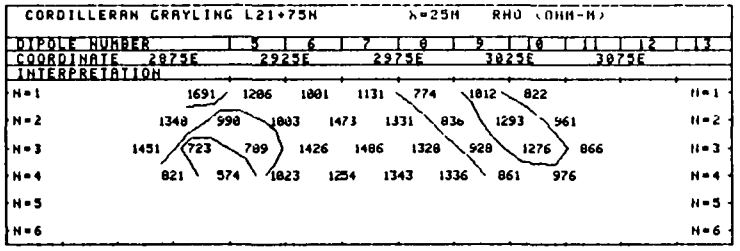

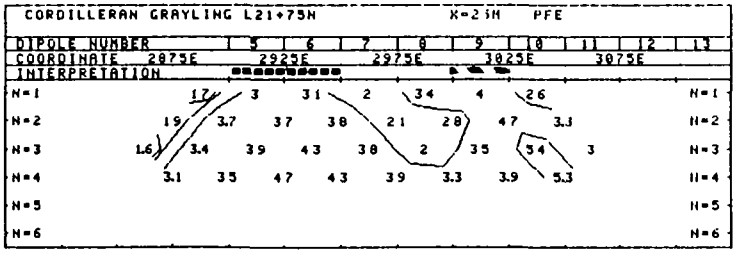

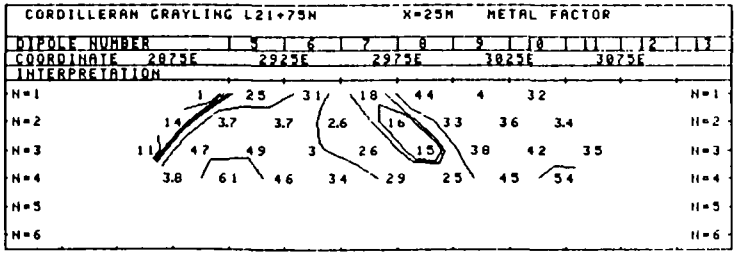

CORDILLERAN ENG

RAM PROJECT:GRAYLING GRID

WATSON LAKE M D

LINE NO -21+50N

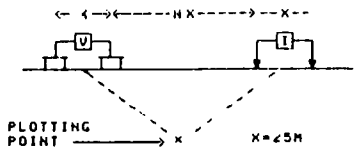

SURFACE PROJECTION OF ANOMALOUS ZONE

DEFINITE
PROBABLE
POSSIBLE

FREQUENCY (HERTZ)
4 0 0 .5

NOTE- CONTOURS AT LOGARITHMIC INTERVALS 1 -1.5 -2 -3 -5 -7.5 -10 PLUS EACH 0.25 FROM 0.5 TO 2.0

DWG NO I P -5878 6

DATE SURVEYED JUL AUG 1987

APPROVED MJC

DATE Dec 20/87

PACIFIC GEOPHYSICAL LTD

INDUCED POLARIZATION AND RESISTIVITY SURVEY

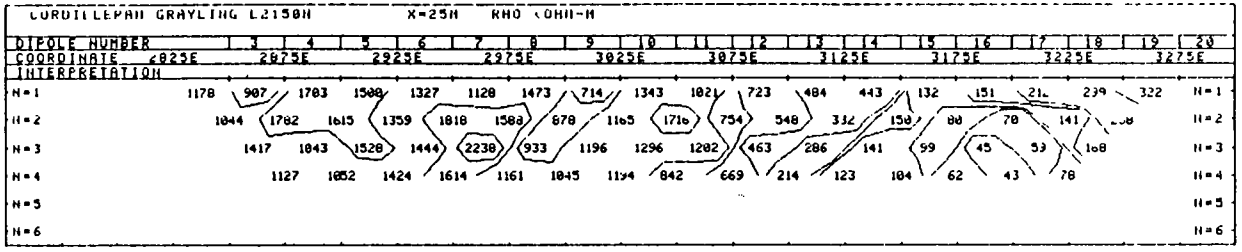

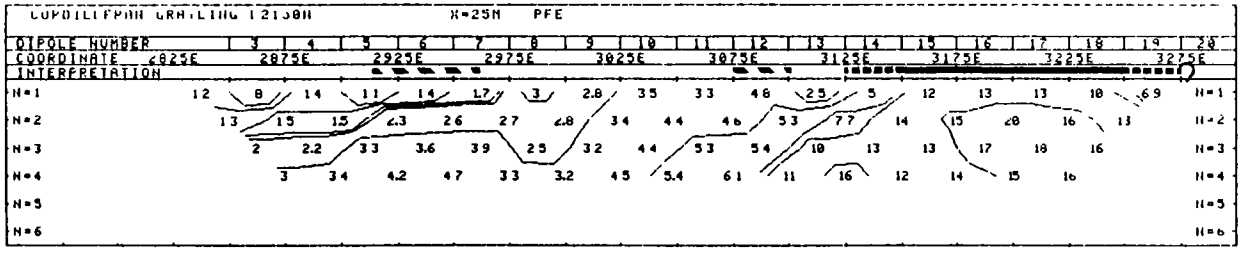

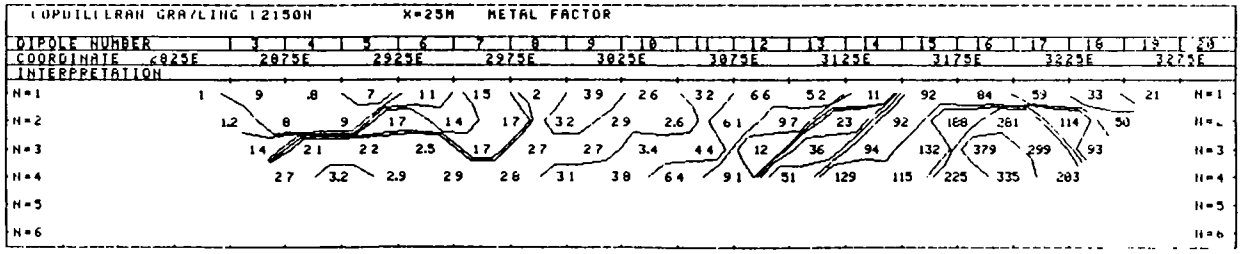

CORDILLERAN ENG

RAM PROJECT GRAYLING GRID

WATSON LAKE M D

LINE NO -21+00N

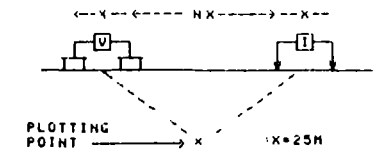

SURFACE PROJECTION OF ANOMALOUS ZONE

DEFINITE
PROBABLE
POSSIBLE

FREQUENCY (HERTZ)
4 0/0 25

NOTE- CONTOURS AT LOGARITHMIC INTERVALS 1 -1 5 -2 -3 -5 -7 5 10 PLUS EACH 0 25 FROM 0 5 TO 2 0

DWG NO -1 F -5676-7

DATE SURVEYED JUL AUG 1987

APPROVED MJC

DATE Dec 20/87

PACIFIC GEOPHYSICAL LTD

INDUCED POLARIZATION AND RESISTIVITY SURVEY

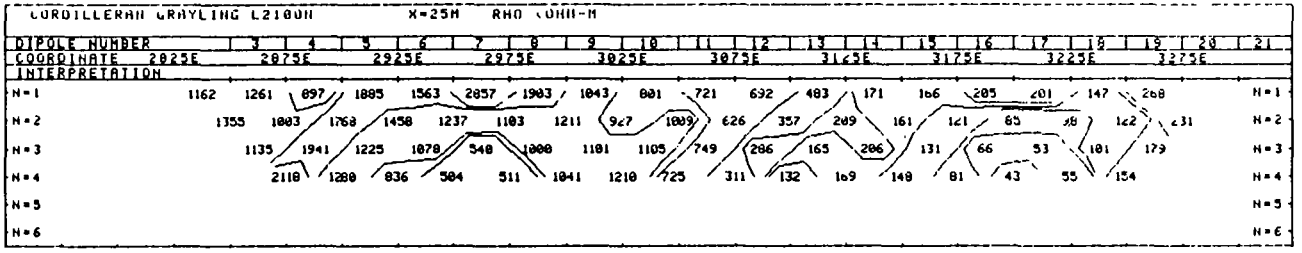

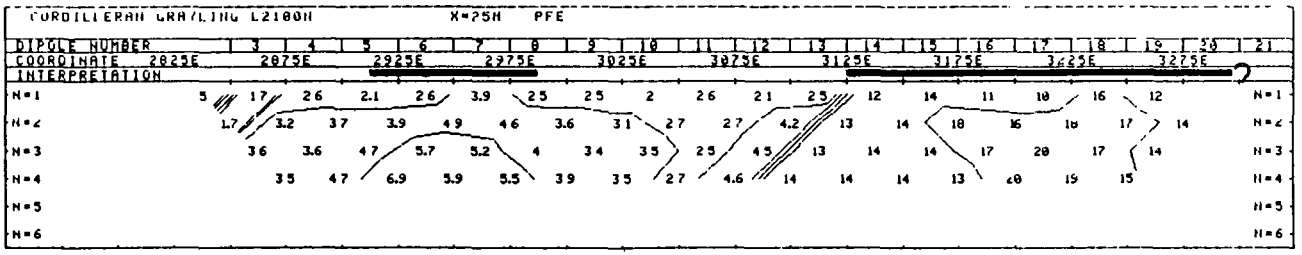

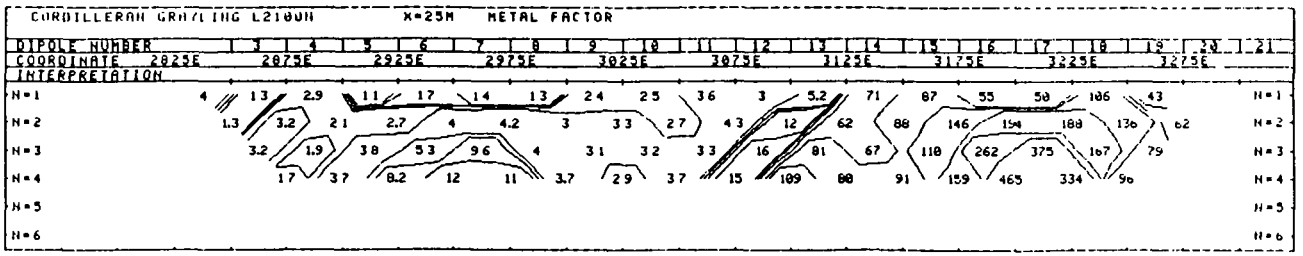

CORDILLERAN ENG

RAM PROJECT:GRAYLING GRID

WATSON LAKE M D

LINE NO -20+50N

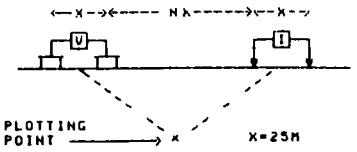

SURFACE PROJECTION OF ANOMALOUS ZONE

DEFINITE
PROBABLE
POSSIBLE

FREQUENCY (HERTZ)
4 0 0 25

NOTE- CONTOURS AT LOGARITHMIC INTERVALS 1 -1 5 -2 -3 -5 -7 5 -10 PLUS EACH 0 25 FROM 0 5 TO 2 0

DWG NO -1 P -5878-8

DATE SURVEYED JUL-AUG 1987

APPROVED MJC

DATE Dec 20/87

PACIFIC GEOPHYSICAL LTD

INDUCED POLARIZATION AND RESISTIVITY SURVEY

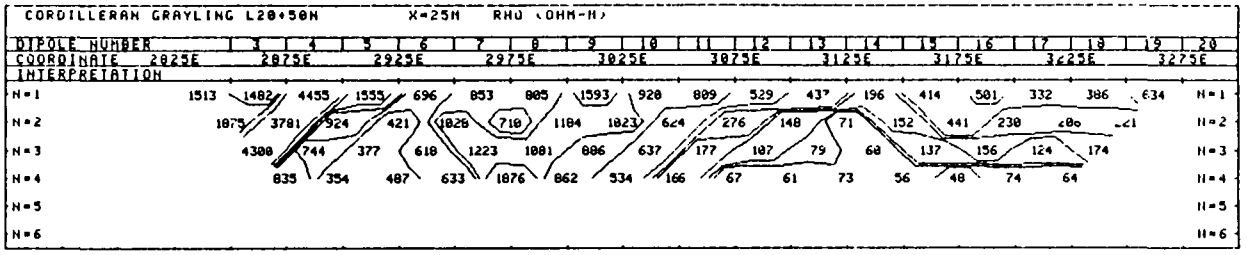

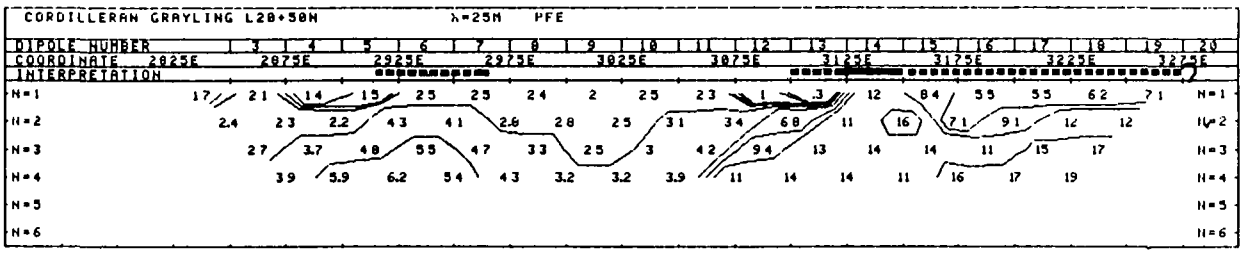

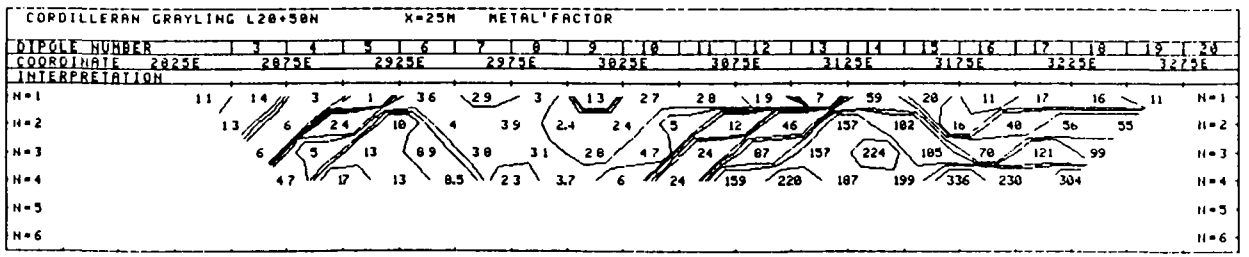

CORDILLERAN ENG

RAM PROJECT, GRAYLING GRID

WATSON LAKE M D

LINE NO -20+00N

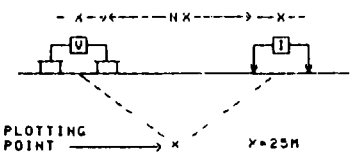

SURFACE PROJECTION OF ANOMALOUS ZONE

DEFINITE
PROBABLE
POSSIBLE

FREQUENCY (HERTZ)
4 0/0 25

NOTE- CONTOURS AT LOGARITHMIC INTERVALS 1 -1 5 -2 -3 -5 -7 5 -10 PLUS EACH 0 25 FROM 0 5 TO 2 0

DWG NO -1 P 0878 9

DATE SURVEYED JUL/AUG 1987

APPROVED MJC

DATE Dec 20/87

PACIFIC GEOPHYSICAL LTD

INDUCED POLARIZATION AND RESISTIVITY SURVEY

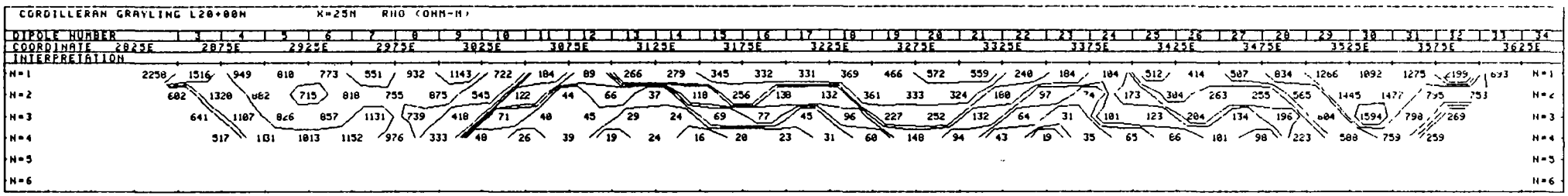

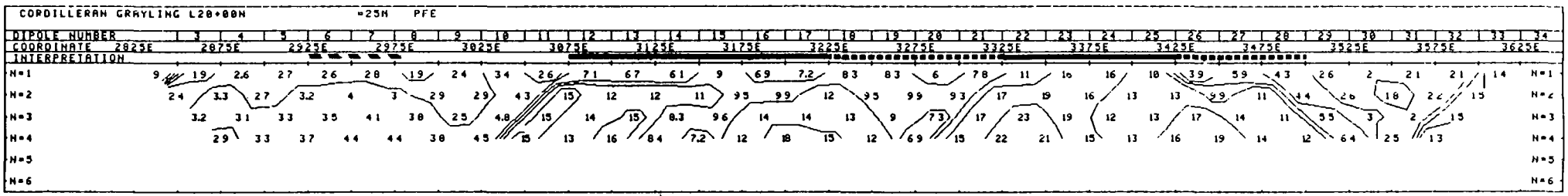

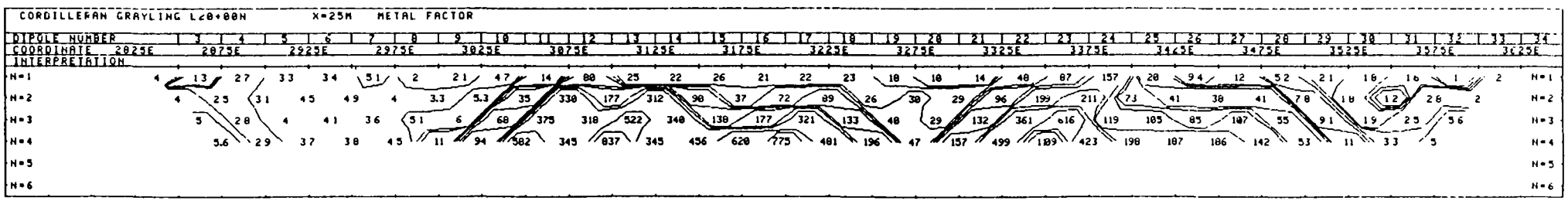



N

To Accompany Report By: P.A.CARTWRIGHT, P.Geoph.
& M.J.CORMIER, B.Sc.

I.P. RADMELY CLASS :Definite
:Probable
:Possible

CONTOUR INTERVAL :10,15,20,30,50,75,100 mv

OUTLINE OF I.P. RADMELOUS ZONES:

20m 10m 0m 20m 40m

Approved: PAC
Dec. 16/87

FAIRFIELD MINERALS LTD.

INDUCED POLARIZATION & RESISTIVITY SURVEY
MISE A LA MASSE SURVEY
RAM PROPERTY:GRAYLING GRID, WATSON LAKE M.D.;YUKON
BASELINE AZIMUTH : 330 Deg.

SCALE = 1: 1000 DATE : 7/30/87
SURVEY BY : MMM NTS : 105F/10
FILE: MPVA1COR Dwg.No.:I.P.P.-4155

Pacific Geophysical Ltd.

2800E 2840E 2880E 2920E 2960E 3000E 3040E 3080E 3120E 3160E 3200E

2250N
2225N
2200N
2175N
2150N
2125N
2100N
2075N
2050N

BASELINE

20m 10m 0m 20m 40m

To Accompany Report By: P.A.CARTWRIGHT, P.Geoph.
: M.J.CORMIER, B.Sc.

ANOMALY CLASS : Definite
: Probable
: Possible

INSTRUMENT : MAX-MIN 2
COIL SPACING : 50m
VERTICAL SCALE: 1 cm = 10%
FREQUENCY : 3555 Hz
IN PHASE :
QUADRATURE :
CONDUCTOR AXIS :

Approved: PAC
Dec 16/87

FAIRFIELD MINERALS LTD.

HLEM SURVEY

FREQ. 3555 HERTZ
RAM PROPERTY:GRAYLING GRID, WATSON LAKE M.D.,YUKON
BASELINE AZIMUTH : 330 Deg.

SCALE = 1: 1000 DATE : 10/ 9/87
SURVEY BY : MMM NTS : 105F/10
FILE: HMDA1COR Dwg.No.: E.P.-4155

Pacific Geophysical Ltd.



20m 10m 0m 20m 40m

10%
0%
-10%

Approved, PAC
Dec 16/87

To Accompany Report By: P.A.CARTWRIGHT, P.Geoph.
: M.J.CORMIER, B.Sc.

ANOMALY CLASS : Definite
: Probable
: Possible

INSTRUMENT : MAX-MIN 2
COIL SPACING : 50m
VERTICAL SCALE: 1 cm = 10%
FREQUENCY : 888 Hz
IN PHASE :
QUADRATURE :
CONDUCTOR AXIS:

FAIRFIELD MINERALS LTD.

HLEM SURVEY

FREQ. 888 HERTZ
RAM PROPERTY:GRAYLING GRID, WATSON LAKE M.D.,YUKON
BASELINE AZIMUTH : 330 Deg.

SCALE = 1: 1000 DATE : 10/ 9/87
SURVEY BY : MMM NTS : 105F/10
FILE: HMDB1COR Dwg.No.: E.P.-4156
Pacific Geophysical Ltd.

2800E 2840E 2880E 2920E 2960E 3000E 3040E 3080E 3120E 3160E 3200E

2250N
2225N
2200N
2175N
2150N
2125N
2100N
2075N
2050N

BASELINE

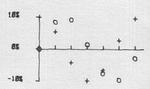

Approved: PAC
Dec 16/87

To Accompany Report By: P.A.CARTWRIGHT, P.Geoph.
: M.J.CORMIER, B.Sc.

ANOMALY CLASS : Definite
: Probable
: Possible

INSTRUMENT : MAX-MIN 2
COIL SPACING : 50m
VERTICAL SCALE: 1 cm = 10%
FREQUENCY : 222 Hz
IN PHASE :
QUADRATURE :

FAIRFIELD MINERALS LTD.

HLEM SURVEY

FREQ. 222 HERTZ
RAM PROPERTY:GRAYLING GRID, WATSON LAKE M.D.,YUKON
BASELINE AZIMUTH : 330 Deg.

SCALE = 1: 1000 DATE : 10/ 9/87
SURVEY BY : MMM NTS : 105F/10
FILE: HMDC1COR Dwg.No.: E.P.-4157
Pacific Geophysical Ltd.



20m 10m 0m 20m 40m

Approved: PAC
Dec 16/87

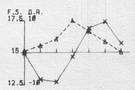

To Accompany Report By: P.A.CARTWRIGHT, P.Geoph.
: M.J.CORMIER, B.Sc.

ANOMALY CLASS : Definite
: Probable
: Possible
CONDUCTOR AXIS :
Instrument : VLF-2
Dip Angle Vertical Scale: 1 cm = 10 Deg.
Field Strength Vertical Scale: 1 cm = 2.5

Tx Location : NLK Seattle, Wash.
Frequency : 24.8 KHz.
Dip Angle :
Field Strength:

FAIRFIELD MINERALS LTD.

VLF-EM SURVEY

RAM PROPERTY:GRAYLING GRID,WATSON LAKE M.D.,YUKON
BASELINE AZIMUTH : 330 Deg.

SCALE = 1: 1000 DATE : 9/ 8/87
SURVEY BY : P.A.C. NTS : 105F/10
FILE: VPVG1COR Dwg.No. :V.P.-4155

Pacific Geophysical Ltd.



To Accompany Report By : P.R.CHRISTWRIGHT, P.Geoph.
: M.J.CORMIER, B.Sc.

FAIRFIELD MINERALS LTD.

VLF-EM SURVEY

RAM PROPERTY:GRAYLING GRID,WATSON LAKE M.D.,YUKON
BASELINE AZIMUTH : 330 Deg.

SCALE = 1: 2500 DATE : 10/ 8/87
SURVEY BY : B.A.C. NTS : 105F/10
FILE: VPVFICOR Dwg.No.: E.M.-4156

Pacific Geophysical Ltd.

2800E
2840E
2880E
2920E
2960E
3000E
3040E
3080E
3120E
3160E
3200E

N

2250N
2225N
2200N
2175N
2150N
2125N
2100N
2075N
2050N

BASELINE

20m 10m 0m 20m 40m

Approved: PAC
Dec 16/87

58400nT
58200nT
58000nT

To Accompany Report By: P.A.CARTWRIGHT, P.Geoph.
: M.J.CORMIER, B.Sc.

INSTRUMENT : GM122
FIELD : TOTAL
PROFILE AMPLITUDE : 200 nT / Cm

FAIRFIELD MINERALS LTD.

MAGNETOMETER SURVEY

RAM PROPERTY:GRAYLING GRID, WATSON LAKE M.D.,YUKON
BASELINE AZIMUTH : 330 Deg.

SCALE = 1: 1000 DATE : 9/ 8/87
SURVEY BY : PAC/BAC/MM NTS : 105F/10
FILE: PPVB1COR Dwg.No.: M.P.-4155
Pacific Geophysical Ltd.

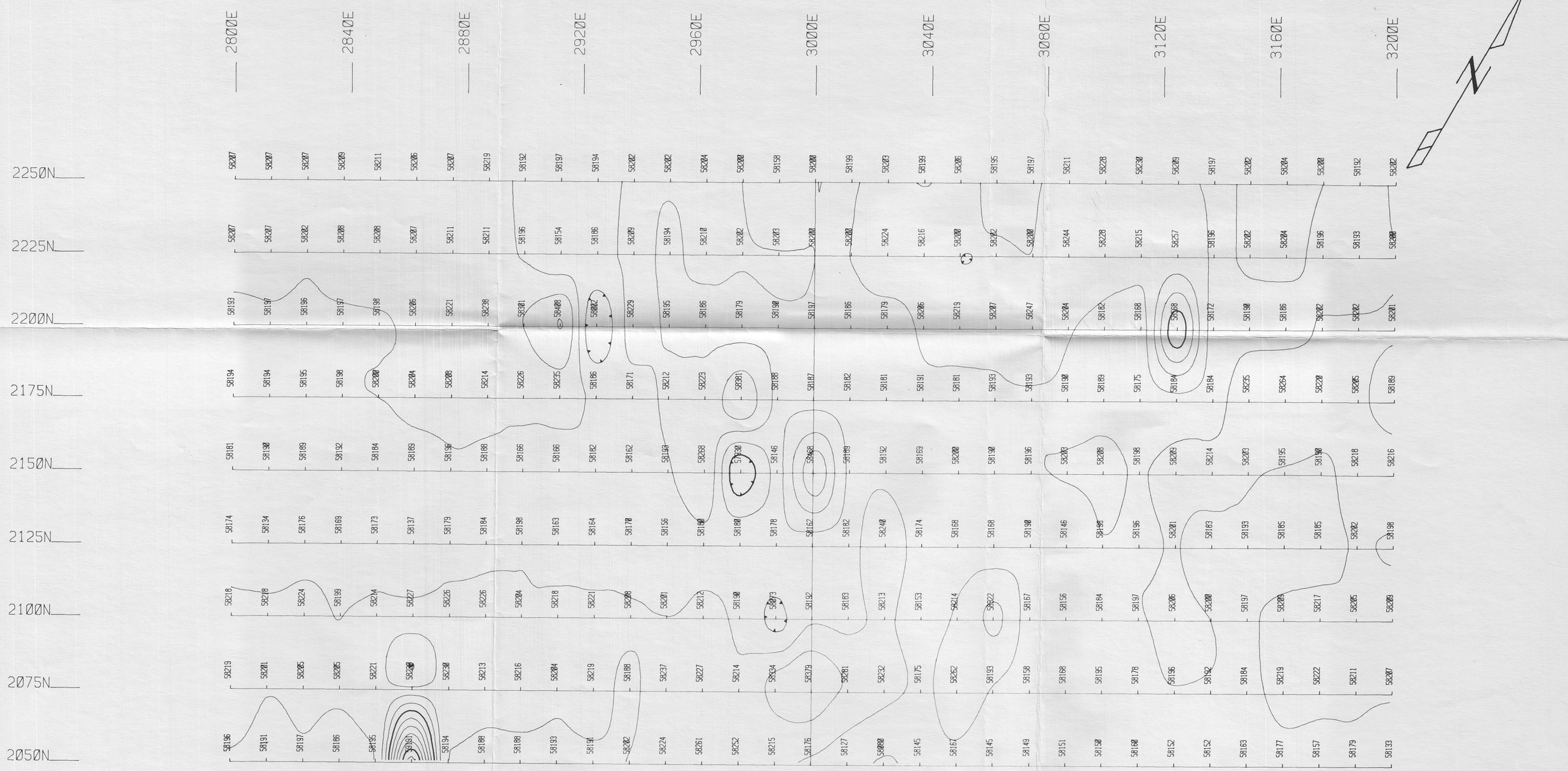

20m 10m 0m 20m 40m

To Accompany Report By P.A. CARTWRIGHT, P.Geoph
M.J. CORMIER, B.Sc.

INSTRUMENT	: GM122
FIELD	: TOTAL
DATUM	: 0.0 nT
CONTOUR INTERVAL	: 100 nT

(1 pass through a 9 pt. Hanning Filter.)
(1 pass through a 3 pt. Hanning Filter.)

Approved PAC
Dec 16/87

FAIRFIELD MINERALS LTD.

MAGNETOMETER SURVEY

(FILTERED CONTOUR PRESENTATION)

RAM PROPERTY: GRAYLING GRID, WATSON LAKE M.D., YUKON

BASELINE AZIMUTH : 330 Deg.

SCALE = 1: 1000 DATE : 9/ 8/87

SURVEY BY : PAC/BAC/MM NTS : 105F/10

FILE: MPVB1COR Dwg.No.: M.P.-4156

Pacific Geophysical Ltd.


1000E
1100E
1200E
1300E
1400E
1500E
1600E
1700E
1800E
1900E
2000E
2100E
2200E
2300E
2400E
2500E
2600E
2700E
2800E
2900E
3000E
3100E
3200E
3300E
3400E
3500E
3600E
3700E
3800E
3900E
4000E
4100E
4200E
4300E
3200N
3100N
3000N
2600N
2500N
2400N
2250N
2225N
2200N
2175N
2150N
2125N
2100N
2075N
2050N
2000N
1900N
1800N
1700N
1600N
Refer To Dwg No M.P.-4156
BASELINE
To Accompany Report By: P.R.CARTWRIGHT,P.Geoph.
M.J.CORMIER,B.Sc.
Instrument : GM122
Field : TOTAL
Datum : 50000.0 nT
Contour Interval : 25.0 nT
Approved: Title
Date: 11/87
FAIRFIELD MINERALS LTD.
MAGNETOMETER SURVEY
RAM PROPERTY:GRAYLING GRID,WATSON LAKE M.D.,YUKON
BASELINE AZIMUTH : 330 Deg.
SCALE = 1: 2500
DATE : 9/15/87
SURVEY BY : BC/MM/PC
NTS : 105F/10
FILE: PPVC1COR
Dwg.No.: M.P.-4157
Pacific Geophysical Ltd.



1000E
1100E
1200E
1300E
1400E
1500E
1600E
1700E
1800E
1900E
2000E
2100E
2200E
2300E
2400E
2500E
2600E
2700E
2800E
2900E
3000E
3100E
3200E
3300E
3400E
3500E
3600E
3700E
3800E
3900E
4000E
4100E
4200E
4300E
3200N
3100N
3000N
2600N
2500N
2400N
2250N
2225N
2200N
2175N
2150N
2125N
2100N
2075N
2050N
2000N
1900N
1800N
1700N
1600N
BASELINE
N
To Accompany Report By: P.A.CARTWRIGHT, P.Geoph.
: M.J.CORMIER, BSc.
I.P. ANOMALY CLASS :Definite
:Probable
:Possible
IP Survey Coverage
Mag. Instrument : CM122
Mag. Field : TOTAL
Mag. Profile Datum : 58000.0 nT
Mag. Profile Amplitude : 100 nT / Cm
50m 25m 0m 50m 100m
Approved: DMC
Dec 14/87
FAIRFIELD MINERALS LTD.
INDUCED POLARIZATION & RESISTIVITY SURVEY
MAGNETOMETER SURVEY
RAM PROPERTY:GRAYLING GRID,WATSON LAKE M.D.,YUKON
BASELINE AZIMUTH : 330 Deg.
SCALE = 1: 2500
DATE : 9/15/87
SURVEY BY : BC/MM/PC
NTS : 105F/10
FILE: PPVC1COR
Dwg.No.: M.P.-4158
Pacific Geophysical Ltd.

PACIFIC GEOPHYSICAL LTD.

REPORT

ON THE

GEOPHYSICAL SURVEYS

ON THE

VOLE GRID, RAM PROPERTY

WATSON LAKE MINING DIVISION, YUKON

FOR

FAIRFIELD MINERALS LTD.
EQUITY SILVER MINES LTD.

LATITUDE: 61°35'N LONGITUDE: 132°35'W

N.T.S. 105F-9,10

OWNER: FAIRFIELD MINERALS LTD.

OPERATOR: FAIRFIELD MINERALS LTD.

BY

PAUL A. CARTWRIGHT, P.Geoph.
GEOPHYSICIST

AND

MICHAEL J. CORMIER, B.Sc.
GEOPHYSICIST

DATED: December 8, 1987

TABLE OF CONTENTS

PAGE

PART A REPORT

1)	Introduction	1
2)	Description of Claims	2
3)	Description of Geology	3
4)	Presentation of Data	3
5)	Discussion of Results	4
6)	Summary and Recommendations	7
7)	Assessment Details	9
8)	Statement of Cost	10
9)	Certificate: Paul A. Cartwright, P.Geoph	11
10)	Certificate: Michael J. Cormier, B.Sc	12
11)	Certificate: Martin M. Makulowich	13

PART B ILLUSTRATIONS

Location & Claim Map.....Figure 1

Grid Location Map.....Figure 2

I.P. Data Plots (psuedosections).....Dwg. Nos. I.P.-5878-10 to 19

Plan Map of I.P.and Resistivity Anomalies with Magnetic Data Profiles (in pocket).....Dwg. No. I.P.P.-4154

Plan Map of Contoured Magnetic Data (in pocket).. Dwg. No. M.P.-4154

Plan Map of VLF Profiles (in pocket).....Dwg. No. V.P.-4154

PART A REPORT

1) Introduction

A geophysical program consisting of induced polarization (IP) and resistivity, total field magnetometer and VLF-EM surveys has been completed on the Vole grid, Ram Property, Watson Lake Mining Division, Yukon. The work was commissioned by Cordilleran Engineering Ltd., project managers for Fairfield Minerals Ltd.

The property is located approximately 160 kilometers northeast of Whitehorse, Yukon and 40 kilometers south of Ross River, Yukon. Access to the Vole grid is via a 20 kilometer , 4-wheel drive road originating from the South Canol Road (Highway 8), or via float plane from Ross River, Yukon to Seagull Lake or via helicopter. In this instance, a helicopter from the Grayling camp was used.

Previous work in the area has included diamond drilling and trenching, the results of which are unknown.

The object of the present surveys was to test for the presence of sulphide mineralization.

For the IP and resistivity work, a Phoenix model IPV-1 induced polarization and resistivity receiver unit was used , together with a Phoenix model IPT-1 IP and resistivity transmitter powered by a 1 kw motor-generator. IP effects were recorded as Percent Frequency Effects (P.F.E.) at operating frequencies of 4.0 Hz and 0.25 Hz, while apparent resistivity values were normalized in units of ohm-meters. Dipole-Dipole array was utilized to make all of the measurements, using an interelectrode distance of 50 meters. In addition, a portion of Line 51+00 N was detailed using a 5 meter electrode separation. Four dipole separations were recorded except in the case of the 5 meter dipole work which utilized six dipole separations.

The total field magnetic measurements were made using a Barringer Model GM122 proton precession magnetometer. Readings were taken at 12.5 meter intervals with a base station being reoccupied throughout the survey to facilitate the diurnal

S T C Y R

61° 40'

PD

PD

R A M

(PELLY MOUNTAINS

61° 35'

MAT CLAIMS

132° 20'

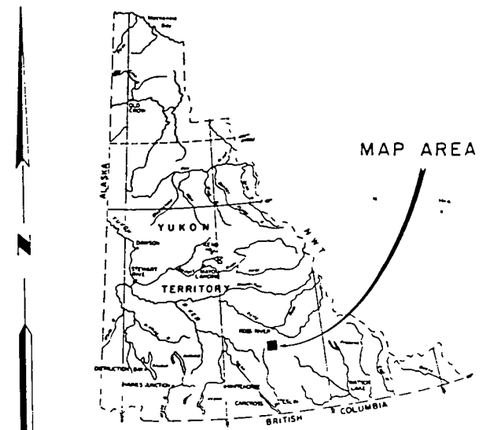

LOCATION MAP

REGIONAL RESOURCES LTD

CLAIM MAP

RAM PROPERTY AREA

WATSON LAKE MINING DISTRICT YUKON TERRITORY
NTS 105F-9 10

1 100,000

1000 500 0 1000 2000 3000 4000
SCALE IN METRES

BY
CORDILLERAN ENGINEERING
1980 - 1055 W HASTINGS STREET
VANCOUVER B.C. V6E 2E9

SEPTEMBER 1987

FIGURE 1

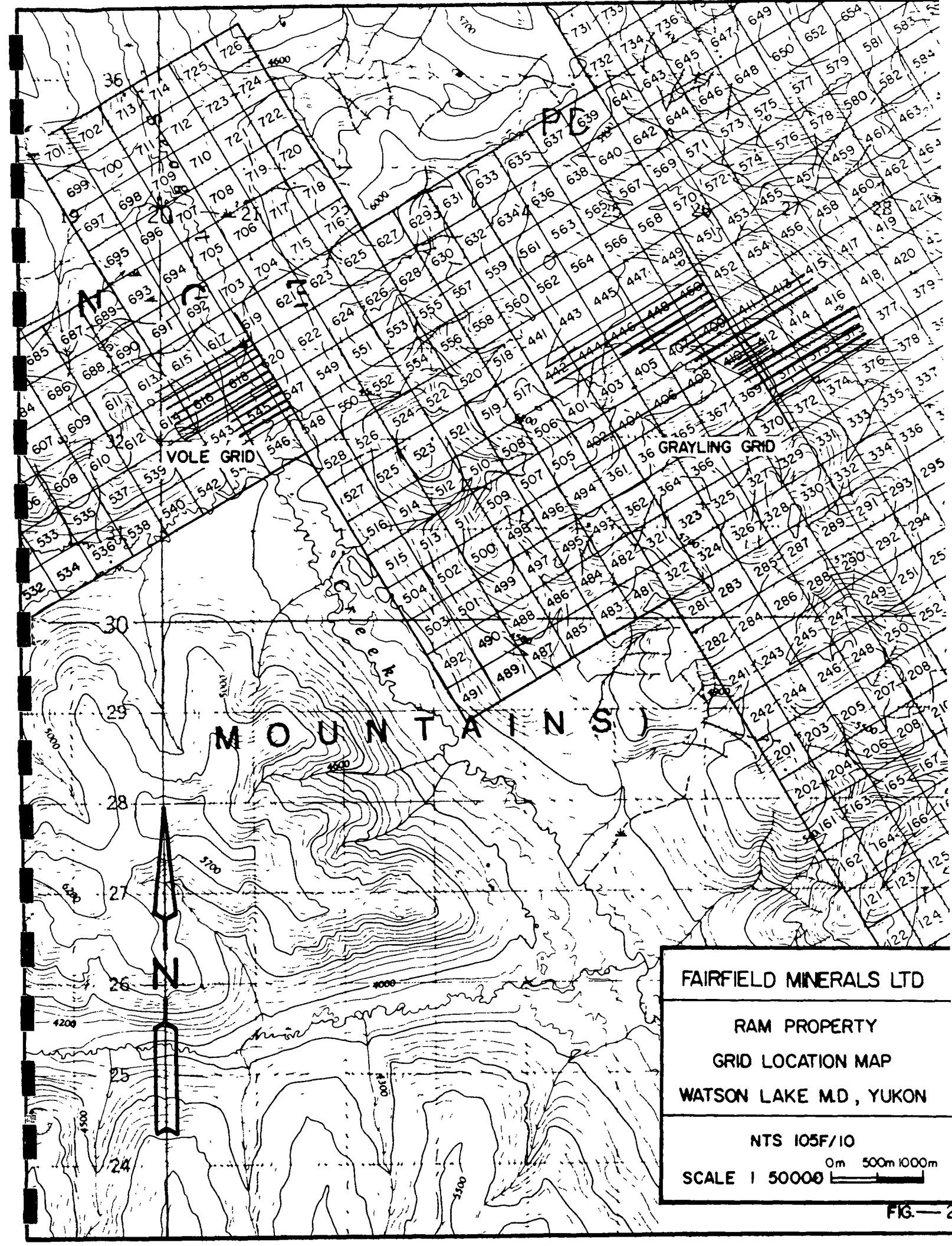
VOLE GRID
GRAYLING GRID
MOUNTAINS
Creek
N
FAIRFIELD MINERALS LTD
RAM PROPERTY
GRID LOCATION MAP
WATSON LAKE M.D., YUKON
NTS 105F/10
SCALE 1 50000
0m 500m 1000m

FIG.— 2

corrections.

A Phoenix model VLF-2 EM receiver unit was employed during the VLF-EM survey, measuring Field Strength and Dip Angle data, using the Hawaii VLF transmitter station.

Field work took place during the period August 4, 1987 to August 17, 1987, under the supervision of Martin Makulowich, geophysical party leader. His certificate of qualifications is included in this report.

2) Description of Claims

Work on the Vole grid, Ram property has been applied to 113 contiguous claims.

Claim No.	Record No.	Expiry Date
Ram 531-533	YA 72182-72184	31 December 1989
Ram 534-557	YA 72185-72208	31 December 1987
Ram 603-609	YA 72254-72260	31 December 1989
Ram 610-635	YA 72261-72286	31 December 1987
Ram 679-695	YA 72330-72346	31 December 1989
Ram 696-703	YA 72347-72354	31 December 1988
Ram 704	YA 72355	31 December 1987
Ram 705	YA 72356	31 December 1988
Ram 706	YA 72357	31 December 1987
Ram 707	YA 72358	31 December 1988
Ram 708	YA 72359	31 December 1987
Ram 709	YA 72360	31 December 1988
Ram 710	YA 72361	31 December 1987
Ram 711-714	YA 72362-72365	31 December 1988
Ram 715-724	YA 72366-72375	31 December 1987
Ram 725	YA 72376	31 December 1988

Ram 726	YA 72377	31 December 1987
Ram 727-730	YA 72378-72381	31 December 1989

Fairfield Minerals Limited is the owner of the claims, which are presently held under option by Equity Silver Mines Ltd.

3) Description of Geology

The following geological description of the property, has been supplied by the staff of Cordilleran Engineering Ltd.

"A thick section of Cambrian to Devonian age rocks comprised of limestone, phyllite, dolomite, dolomitic sandstone and quartzite is exposed in the Vole grid area. This carbonate assemblage hosts significant silver-lead-zinc mineralization at the Ram occurrence."

4) Presentation of Data

The induced polarization and resistivity results are shown on the following data plots in pseudo-section format.

Line	Electrode Interval	Dwg. No.
55+00 N	50 meters	IP-5878-10
54+00 N	50 meters	IP-5878-11
53+00 N	50 meters	IP-5878-12
52+00 N	50 meters	IP-5878-13
51+00 N	50 meters	IP-5878-14
51+00 N	5 meters	IP-5878-15
50+00 N	50 meters	IP-5878-16
49+00 N	50 meters	IP-5878-17
48+00 N	50 meters	IP-5878-18
46+00 N	50 meters	IP-5878-19

Also enclosed with this report is Dwg.No. I.P.P.-4154, a 1:2500 scale plan map of the Vole grid. The definite, probable and possible IP anomalies are indicated by bars, in the manner shown on the legend, on this plan map. These bars represent the surface projection of the anomalous zones as interpreted from the location of the transmitter and receiver electrodes when the anomalous values were measured.

Since the induced polarization measurement is essentially an averaging process, as are all the potential methods, it is frequently difficult to pinpoint the source of an anomaly. Certainly, no anomaly can be located with more accuracy than the electrode interval length; i.e., when using a 50 meter electrode interval, the position of a narrow sulphide body can only be determined to lie between two stations 50 meters apart. In order to definitely locate and fully evaluate a narrow shallow source, it is necessaary to use shorter electrode intervals. In order to locate sources at some depth, larger electrode intervals must be used, with a corresponding increase in the uncertainties of location. Therefore, while the center of the indicated anomaly probably corresponds fairly well with the source, the length of the indicated anomaly along the line should not be taken to represent the exact edges of the anomalous material.

The total field magnetic measurements are presented in two forms: 1) Dwg. No. I.P.P. -4154, a 1:2500 scale plan map of the Vole grid on which line by line profiles of the data are represented; and 2) Dwg. No. M.P.-4154, also a 1:2500 scale plan map of the Vole grid on which the posted and contoured readings are given.

Line profiles of the VLF-EM field strength and dip angle data are shown on Dwg. No. V.P.-4154 at 1:2500 scale.

5) Discussion of Results

The data from the integrated geophysical program has been interpreted and anomalous IP zones are indicated on Dwg. No. I.P.P.-4154, a plan map of the Vole grid which includes the IP and resistivity anomalies as well as the magnetic data in

profile form. Each of these I.P. zones is discussed separately below.

Zone A

In general, the IP and resistivity data associated with Zone A are characterized by high magnitude P.F.E. values and very low magnitude apparent resistivities. This signature is especially pronounced in the northern half of the zone, while in the south the IP effects start to decrease, and the apparent resistivities increase a modest amount.

The anomalous material appears to be devoid of magnetic minerals except for a minor occurrence near Station 2675W on Line 5100N. On the other hand, a number of weak to moderate VLF anomalies are interpreted to be present, some of which loosely correlate with areas of lower resistivity as outlined by the IP and resistivity data.

Taken as a whole, the data appear to indicate the presence of a fairly large body, the top of which is within one dipole length (50 meters) of surface. The zone remains open to both the north and south.

Zone B

It may be that Zone A and Zone B are caused by a common source; however, the present interpretation indicates two separate sources. Therefore, Zone B is marked as a long feature which traverses the entire grid from north to south, and whose boundaries remain undefined in both these directions. It is typified by high IP effects and low to moderate magnitude apparent resistivities. The IP and resistivity data also suggest that the causative source is a near-surface (less than 50 meters) target.

As with Zone A, the total field magnetic data does not indicate the presence of an appreciable amount of magnetic material, although a zone of

anomalous magnetic values is present along the eastern margin of the IP trend, between Line 5500N and Line 5100N. The VLF data in Zone B indicate the presence of a weak but well defined conductor axis, which is coincident with the northern part of the IP zone.

Considering that Zone B is along strike from other known sulphide occurrences, combined with the somewhat higher resistivities observed, it is felt that the anomalous material involved may be of sulphide composition.

Zone C

Zone C is similar to Zone B in that it spans the width of the Vole grid and remains open in both north and south directions. The IP response consists of moderate magnitude PFE values in the northern and southern extremities of the zone to higher magnitude PFE readings in the central portion. The apparent resistivity value recorded within the zone appear to be generally higher than those values noted within IP Zone A and IP Zone B.

Zone C is unique in that it also correlates well with a very strong magnetic high which only weakens at the southern extremity of the zone. This, almost certainly, means that magnetite and/or pyrrhotite mineralization contribute to the anomalous IP effects. Also, the VLF-EM data indicates the presence of very weak, but reasonably well defined, conductor axes in the central and southern part of the grid which correlate with the interpreted position of the IP zone. In the northeastern grid sector, a conductor axis is also observed which is along strike, but displaced 50 to 75 meters east of Zone C.

The depth of the top of the anomalous material underlying Zone C is felt to be within 50 meters. Also it is felt that the anomalous responses measured may be attributable to sulphide, rather than graphitic mineralization.

It should also be noted here that a detailed (5 meter interelectrode spacing) dipole-dipole array I.P. and resistivity test was carried out on the eastern end of Line 5100N in order to determine the depth of overburden at that location (Dwg. No. I.P.-5878-15). The results appear to indicate the presence of a conductive layer overlying a more resistive layer. The interface between the two is felt to occur at a depth of 5 to 10 meters below the surface.

6) Summary and Recommendations

An integrated package of geophysical surveys has been carried out on the Vole grid, Ram property, Watson Lake Mining Division, Yukon at the request of Cordilleran Engineering Ltd., project managers for Fairfield Minerals Ltd. The methods used included IP and resistivity, total field magnetics and VLF electromagnetics.

Three anomalous IP zones have been interpreted from the data and are presented on Dwg. No. I.P.P.-4154.

One of these, Zone C, is associated with a strong magnetic trend detected coincident with the IP zone. This is probably indicative of the presence of sulphide mineralization. It is felt that all three zones warrant further investigation by means of IP and resistivity surveying as well as total field magnetics, in order to fully delineate the northern and southern extents of these features. In general, the data gathered using the VLF electromagnetic method proved to be of limited usefulness. This may be due to the relatively high conductivities observed on the Vole grid. It is possible that a technique using lower frequencies, such as Horizontal Loop Electro-Magnetics (HLEM), may prove to be more successful and could be tested during future geophysical surveys on the Vole grid.

Further testing of the area by diamond drilling could be considered after the geophysical data set is complete and the full extent of the zones is determined.

PACIFIC GEOPHYSICAL LTD.

Paul A. Cartwright

Paul A. Cartwright, P.Geoph.,
Geophysicist.

Michael J. Cormier

Michael J. Cormier, B.Sc.
Geophysicist.

Dated: December 8, 1987.

7) Assessment Details

Property: Vole grid, Ram Property **Mining Division:** Watson Lake, Yukon

Sponsor: Fairfield Minerals Ltd.

Location: 40 km south of Ross River, Yukon

Type of Survey: Induced Polarization and Resistivity
Number of Stations: 197 **Number of Readings:** 1394 **Km of Line Surveyed:** 9.15

Type of Survey: Total Field Magnetometer
Number of Stations: 890 **Number of Readings:** 890 **Km of Line Surveyed:** 11.00

Type of Survey: VLF-EM
Number of Stations: 454 **Number of Readings:** 908 **Km of Line Surveyed:** 11.00

Operating Man Days: 39.0 **Date Started:** August 4, 1987

Consulting Man Days: 5 **Date Finished:** August 17, 1987

Drafting Man Days: 5

Total Man Days: 49

Consultant:

P.A. Cartwright, 4238 West 11th Avenue, Vancouver, B.C.

Field Technicians:

M. Makulowich, 669 Valdes Drive, Kamloops, B.C.
B. Counts, 4131 West 16th Avenue, Vancouver, B.C.
J. Hudyma, 146 Thor Drive, Kamloops, B.C.

Draughtsman:

B. Counts, 4131 West 16th Avenue, Vancouver, B.C.

PACIFIC GEOPHYSICAL LIMITED

Paul A. Cartwright

Paul A. Cartwright, P.Geoph.
Geophysicist.

Dated: 8 December 1987.

8) **Statement of Costs**

Cordilleran Engineering Ltd.

A. Induced Polarization and Resistivity, Total Field Magnetometer, and VLF-EM Surveys - Vole grid, Ram Property, Watson Lake Mining Division, Yukon.

Crew: M. Makulowich, B. Counts, J. Hudyma

Operating Days: 13.0 @ $990.00/day	$ 12,870.00
Bad Weather Days: 1.0 @ $710.00/day	710.00
Less: Sick Days: 3.0 @ $90.00/day	-270.00
B. Mobilization-demobilization - 2100/2	1,050.00
C. Report preparation charges:	
IP and resistivity - included in operating day rate	
Total Field Magnetometer: 11.00 km @ $30.00/km	330.00
VLF-EM: 11.10 km @ $30.00/km	333.00
	$ 15,023.00

PACIFIC GEOPHYSICAL LTD.

Paul A Cartwright

Paul A. Cartwright, P.Geoph.
Geophysicist.

Dated: 8 December 1987

9) Certificate

I, Paul A. Cartwright, of the City of Vancouver, Province of British Columbia, do hereby certify:

1. I am a geophysicist residing at 4238 W. 11th Avenue, Vancouver, B.C.

2. I am a graduate of the University of British Columbia, with a B.Sc. Degree (1970)

3. I am a member of the Society of Exploration Geophysicists, the European Association of Exploration Geophysicists and the Canadian Society of Exploration Geophysicists.

4. I have been practising my profession for 17 years.

5. I am a Professional Geophysicist licensed in the Province of Alberta.

6. I have no direct or indirect interest, nor do I expect to receive any interest, directly or indirectly, in the property or securities of Cordilleran Engineering Ltd., Fairfield Minerals Ltd., Equity Silver Mines Ltd., or any affiliates.

8. Permission is granted to use in whole or in part for assessment and qualification requirements but not for advertising purposes.

DATED AT VANCOUVER, BRITISH COLUMBIA this 8th day of December 1987.

Paul A Cartwright

Paul A. Cartwright, P.Geoph.

10) Certificate

I, Michael J. Cormier, of the City of Vancouver, Province of British Columbia, do hereby certify:

1. I am a geophysicist residing at 2242 Stephens Street, Vancouver, British Columbia.

2. I am a graduate of McGill University, Montreal, Quebec with a B.Sc. Degree (1981).

3. I have been practising my profession for 6 years.

4. I have no direct or indirect interest, nor do I expect to receive any interest, directly or indirectly, in the property or securities of Fairfield Minerals Ltd., Cordilleran Engineering Ltd., or Equity Silver Mines Ltd., or any affiliates.

5. The statements made in this report are based on a study of published geological literature and unpublished private reports.

6. Permission is granted to use in whole or in part for assessment and qualification requirements but not for advertising purposes.

DATED AT VANCOUVER, B.C. this 8th day of December 1987.

Michael J. Cormier

Michael J. Cormier, B.Sc.

11) Certificate

I, Martin Makulowich, of the City of Kamloops, Province of British Columbia, do hereby certify:

1. I am a geophysical crew leader residing at 669 Valdes Drive,Kamloops, British Columbia.

2. I am presently employed by Pacific Geophysical Ltd. of 224 - 744 West Hastings Street, Vancouver, B.C.

3. I have been practising my vocation about four years.

DATED AT VANCOUVER, BRITISH COLUMBIA this 8rd day of December 1987.

Martin Makulowich

Martin Makulowich.

CORDILLERAN ENG.

RAM PROJECT/SEAGULL VOLE GRID

WATSON LAKE M D /YUKON

LINE NO -55+00N

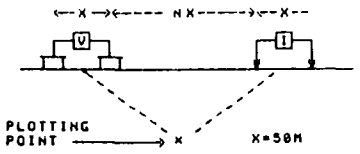

SURFACE PROJECTION OF ANOMALOUS ZONE

DEFINITE
PROBABLE
POSSIBLE

FREQUENCY (HERTZ)
4 0 0 25

NOTE- CONTOURS AT LOGARITHMIC INTERVALS 1 -1 5 -2 -3 -5 -7 5 10 PLUS EACH 0 25 FROM 0 5 TO 2 0

DWG NO -I P -5876-10

DATE SURVEYED JUL/AUG 1987

APPROVED PAC

DATE DEC 07/87

PACIFIC GEOPHYSICAL LTD

INDUCED POLARIZATION AND RESISTIVITY SURVEY

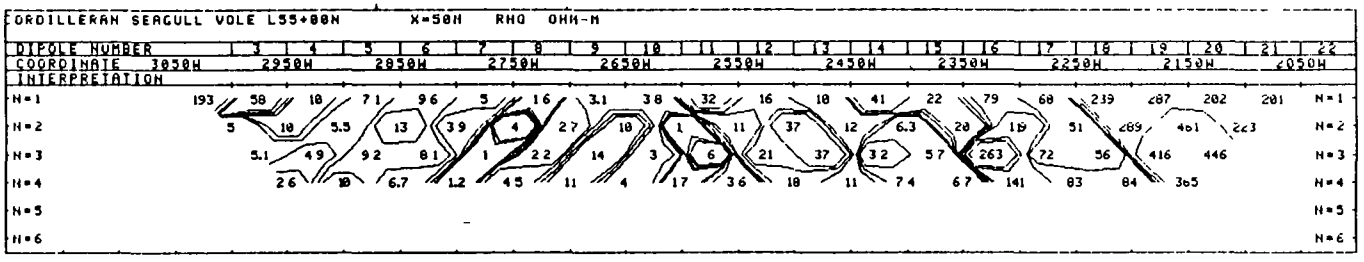

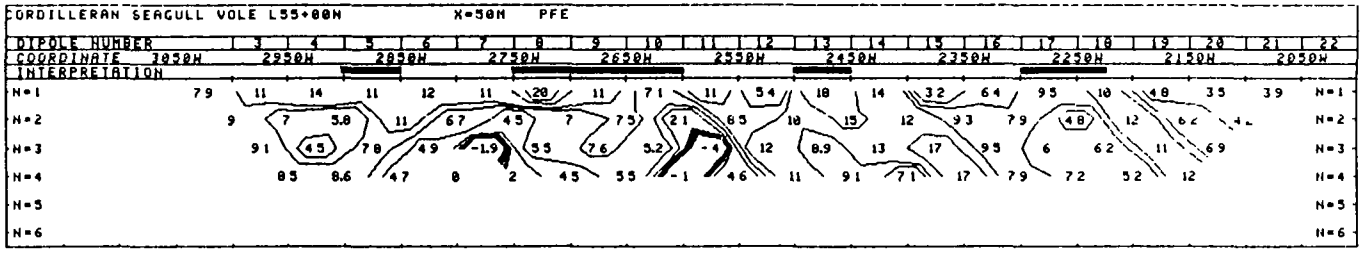

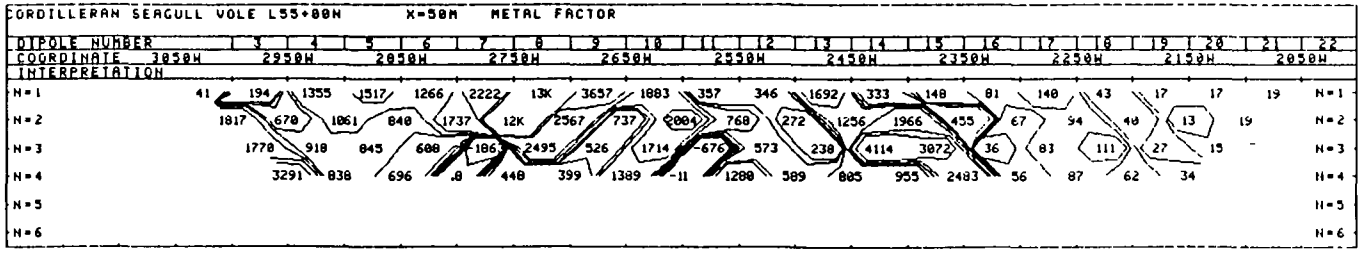

CORDILLERAN ENG

RAM PROJECT SEAGULL VOLE GRID

WATSON LAKE M D ,YUKON

LINE NO -54+00N

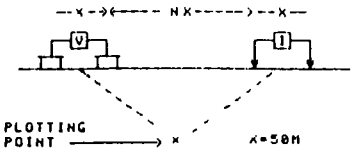

SURFACE PROJECTION OF ANOMALOUS ZONE

DEFINITE
PROBABLE
POSSIBLE

FREQUENCY (HERTZ)
4 0/0 25

NOTE- CONTOURS AT LOGARITHMIC INTERVALS 1 -1 5 -2 3 -5 -7 5 10 PLUS EACH 0 25 FROM 0 5 TO 2 0

DWG NO -I P -5878-11

DATE SURVEYED JUL AUG 1987

APPROVED PAC

DATE DEC 07/87

PACIFIC GEOPHYSICAL LTD

INDUCED POLARIZATION AND RESISTIVITY SURVEY

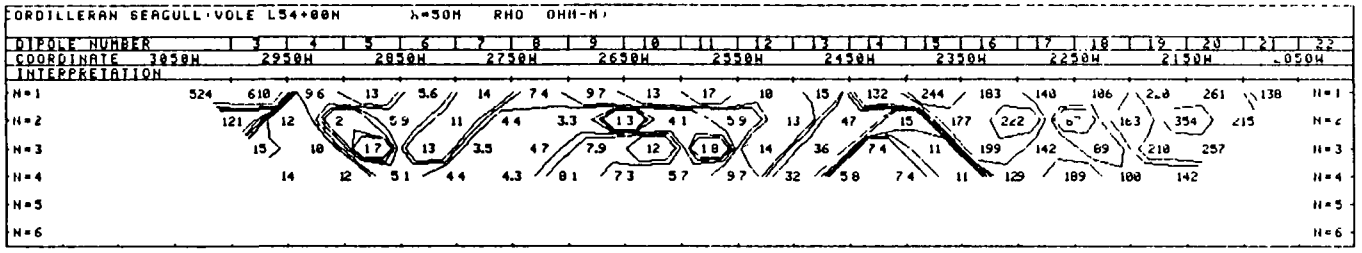

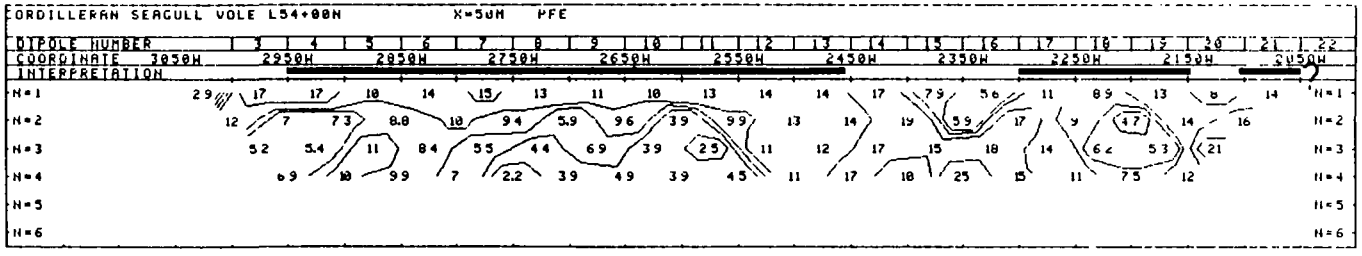

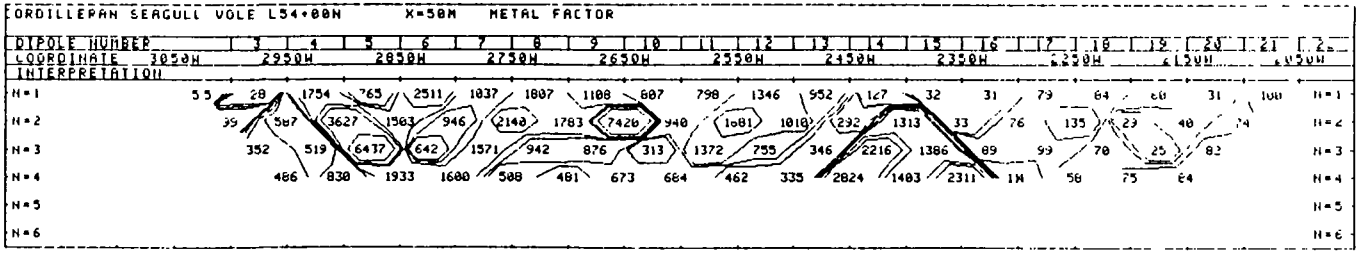

CORDILLERAN ENG

RAM PROJECT SEAGULL VOLE GRID

WATSON LAKE M D ,YUKON

LINE NO -53+00N

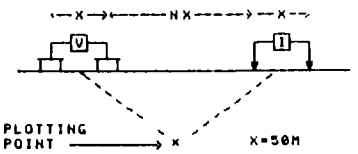

SURFACE PROJECTION OF ANOMALOUS ZONE

DEFINITE
PROBABLE
POSSIBLE

FREQUENCY (HERTZ)
4 0 0 25

NOTE- CONTOURS AT LOGARITHMIC INTERVALS 1 -1 5 -2 -3 -5 -7 5 -10 PLUS EMLH 0 25 FROM 0 5 TO 2 0

DWG NO -1 F 5878 12

DATE SURVEYED JUL/AUG 1987

APPROVED PHC

DATE Dec 07/87

PACIFIC GEOPHYSICAL LTD

INDUCED POLARIZATION AND RESISTIVITY SURVEY

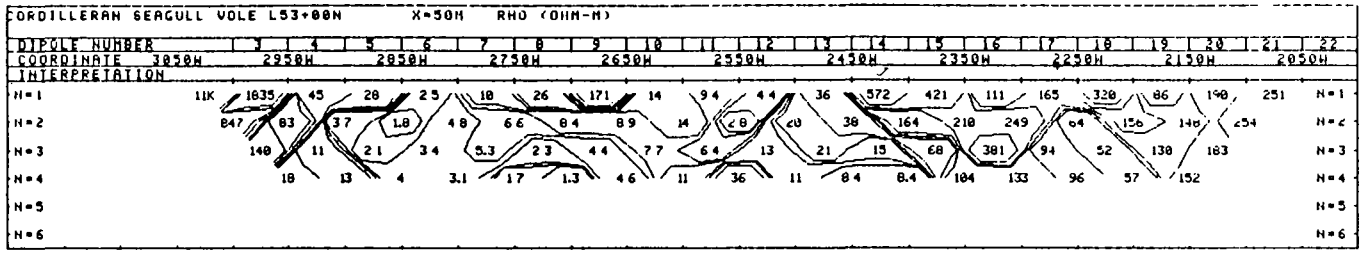

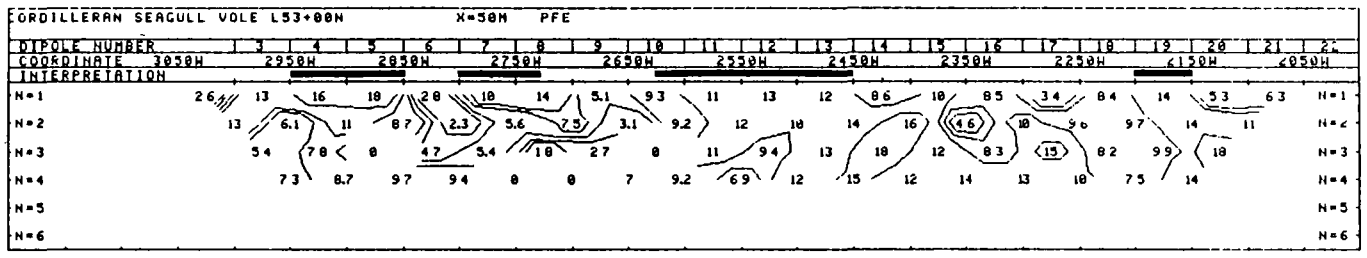

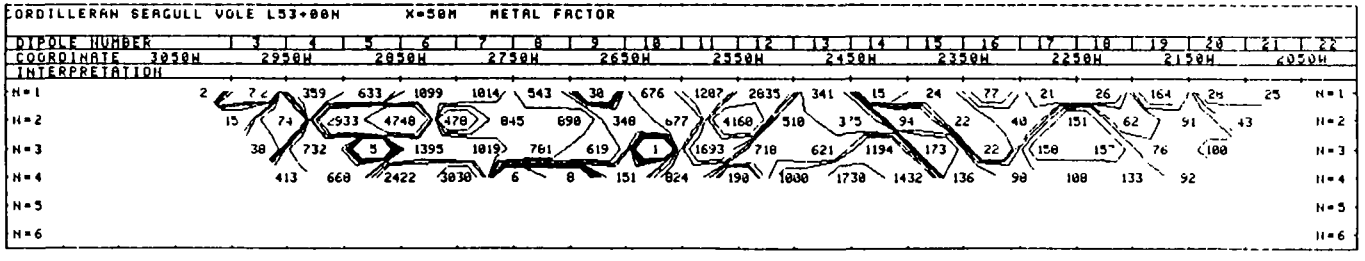

CORDILLERAN ENG.

RAM PROJECT/SEAGULL VOLE GRID

WATSON LAKE M D /YUKON

LINE NO -52+00N

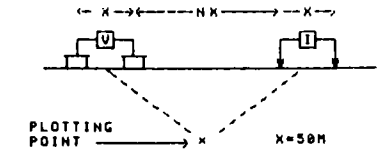

SURFACE PROJECTION OF ANOMALOUS ZONE

DEFINITE
PROBABLE
POSSIBLE

FREQUENCY (HERTZ)
4 0/0 25

NOTE- CONTOURS AT LOGARITHMIC INTERVALS 1 -1 5 -2 -3 -5 -7 5 -10 PLUS EACH 0 25 FROM 0 5 TO 2 0

DWG NO -I P 5678-13

DATE SURVEYED JUL/AUG 1987

APPROVED DAC

DATE Dec 07/90

PACIFIC GEOPHYSICAL LTD

INDUCED POLARIZATION AND RESISTIVITY SURVEY

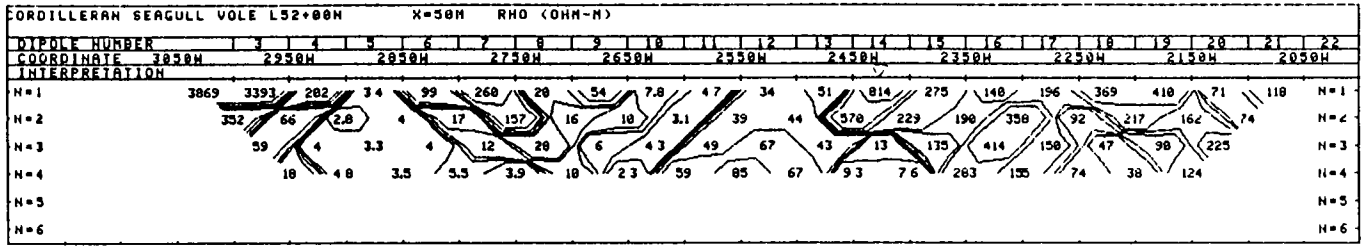

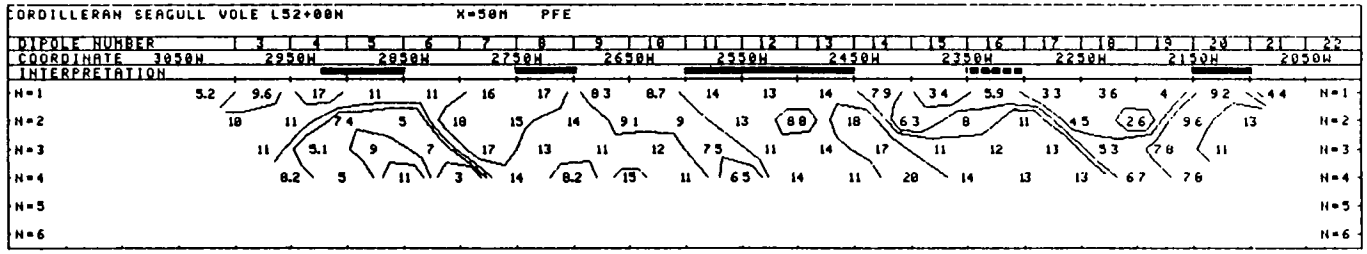

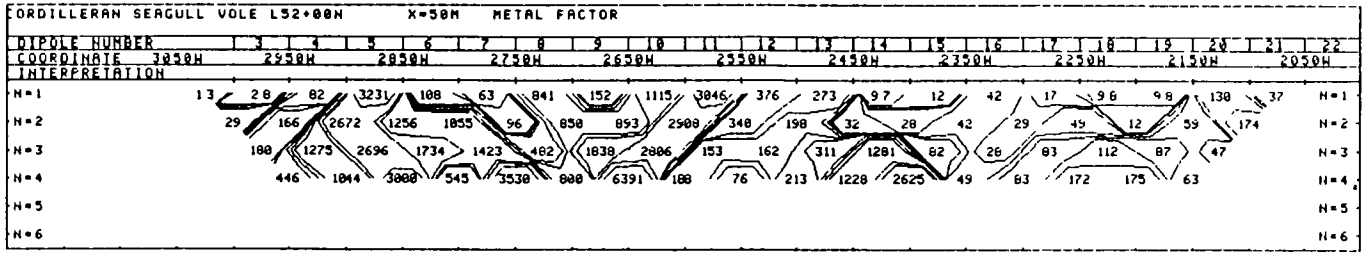

CORDILLERAN ENG.

RAM PROJECT; SEAGULL VOLE GRID

WATSON LAKE M D ; YUKON

LINE NO -51+00N

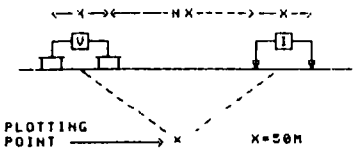

SURFACE PROJECTION OF ANOMALOUS ZONE

DEFINITE
PROBABLE
POSSIBLE

FREQUENCY (HERTZ)
4 0.0 25

NOTE- CONTOURS AT LOGARITHMIC INTERVALS 1 -1 5 -2 -3 -5 -7 5 -10 PLUS EACH 0 25 FROM 0 5 TO 2 0

DWG NO -1 P -5676-14

DATE SURVEYED JUL AUG 1987

APPROVED PAC

DATE 1 DEC 87

PACIFIC GEOPHYSICAL LTD

INDUCED POLARIZATION AND RESISTIVITY SURVEY

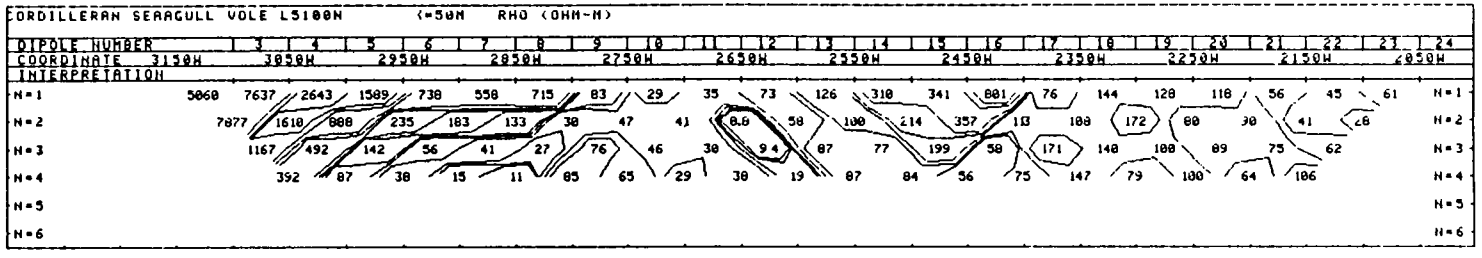

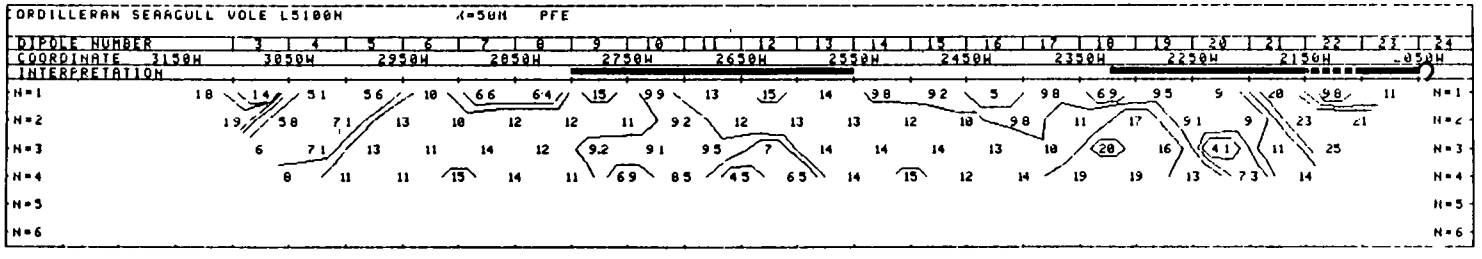

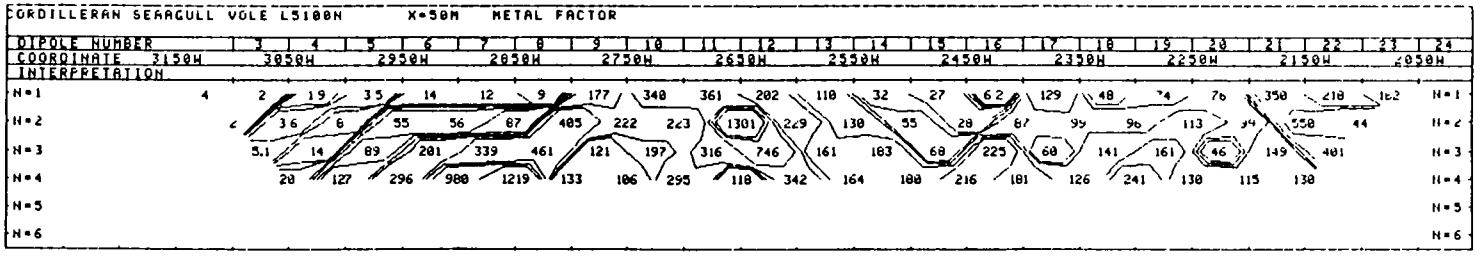

CORDILLERAN ENG

RAM PROJECT SEAGULL VOLE GRID

WATSON LAKE M D YUKON

LINE NO -51+00N

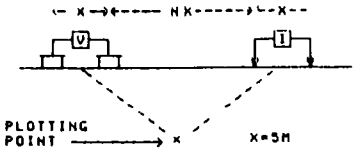

SURFACE PROJECTION OF ANOMALOUS ZONE

DEFINITE
PROBABLE
POSSIBLE

FREQUENCY (HERTZ)
4 8 1 0 25

NOTE- CONTOURS AT LOGARITHMIC INTERVALS 1 -1 5 -2 -3 -5 -7 5 -10 PLUS EACH 0 25 FROM 0 5 TO 2 0

DWG NO I P -5078 15

DATE SURVEYED JUL/AUG 1987

APPROVED DAL

DATE DEC 07/87

PACIFIC GEOPHYSICAL LTD

INDUCED POLARIZATION AND RESISTIVITY SURVEY

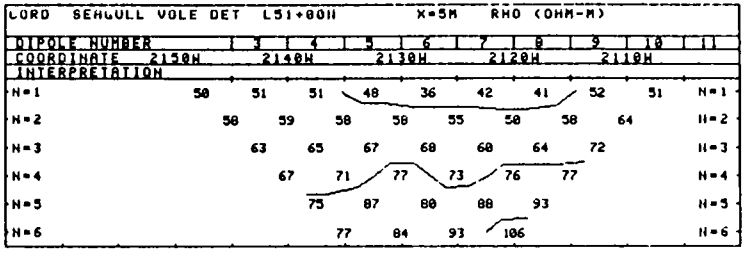

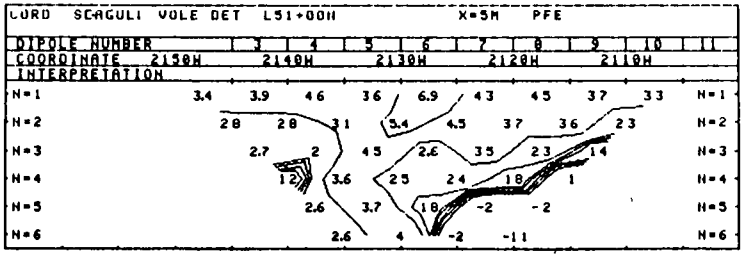

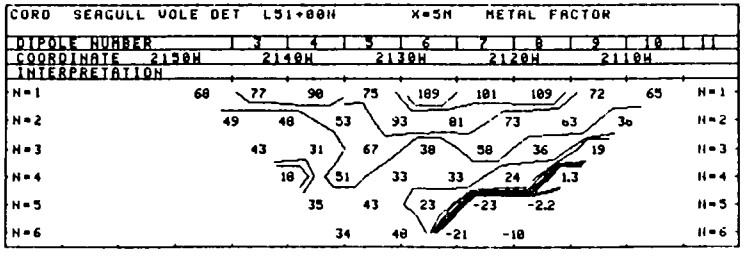

CORDILLERAN ENG

RAN PROJECT/SEAGULL VOLE GRID

WATSON LAKE M D /YUKON

LINE NO -50+00N

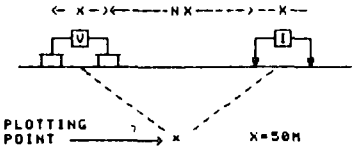

SURFACE PROJECTION OF ANOMALOUS ZONE

DEFINITE
PROBABLE
POSSIBLE

FREQUENCY (HERTZ)
4 0/0 25

NOTE- CONTOURS AT LOGARITHMIC INTERVALS 1 -1 5 -2 -3 -5 -7 5 -10 PLUS EACH 0 25 FROM 0 5 TO 2 0

DWG NO -I P -5676-16

DATE SURVEYED JUL/AUG 1987

APPROVED PAC

DATE DEC 07/87

PACIFIC GEOPHYSICAL LTD

INDUCED POLARIZATION AND RESISTIVITY SURVEY

CORDILLERAN SEAGULL VOLE L50+00N X=50M RHO (OHM-M)

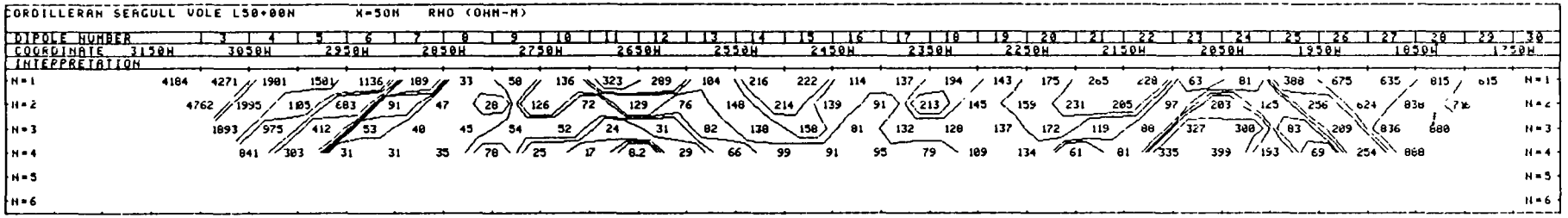

CORDILLERAN SEAGULL VOLE L50+00N X=50M PFE

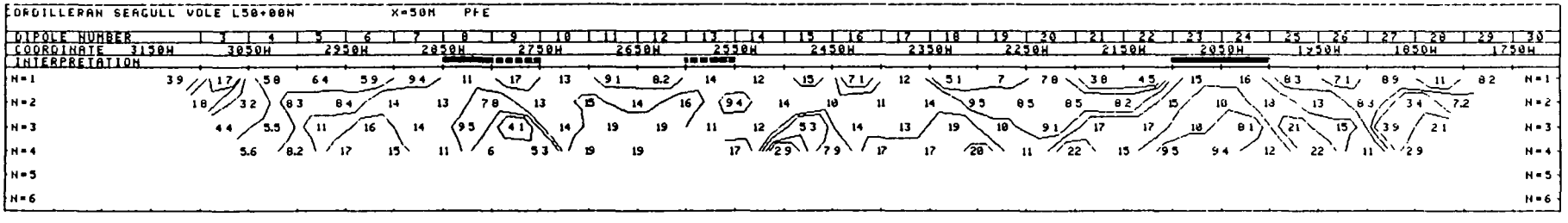

CORDILLERAN SEAGULL VOLE L50+00N X=50M METAL FACTOR

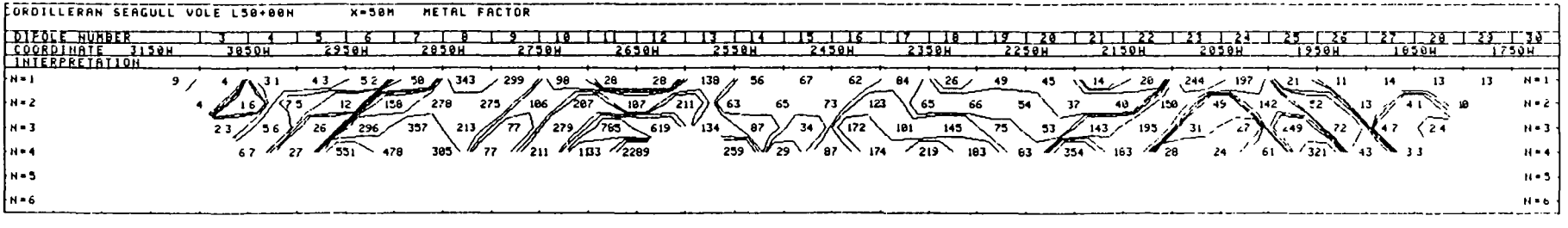

CORDILLERAN ENG

RAM PROJECT, SEAGULL VOLE GRID

WATSON LAKE M D , YUKON

LINE NO -49+00N

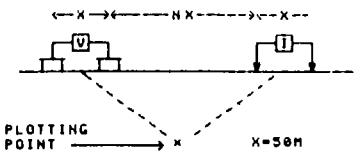

SURFACE PROJECTION OF ANOMALOUS ZONE

DEFINITE
PROBABLE
POSSIBLE

FREQUENCY (HERTZ)
4 0 0 25

NOTE- CONTOURS AT LOGARITHMIC INTERVALS 1 -1 5 -2 -3 -5 -7 5 -10 PLUS EACH 0 25 FROM 0 5 TO 2 0

DWG NO -1 P -5678-17

DATE SURVEYED JUL/AUG 1987

APPROVED FAC

DATE DEC 87/87

PACIFIC GEOPHYSICAL LTD

INDUCED POLARIZATION AND RESISTIVITY SURVEY

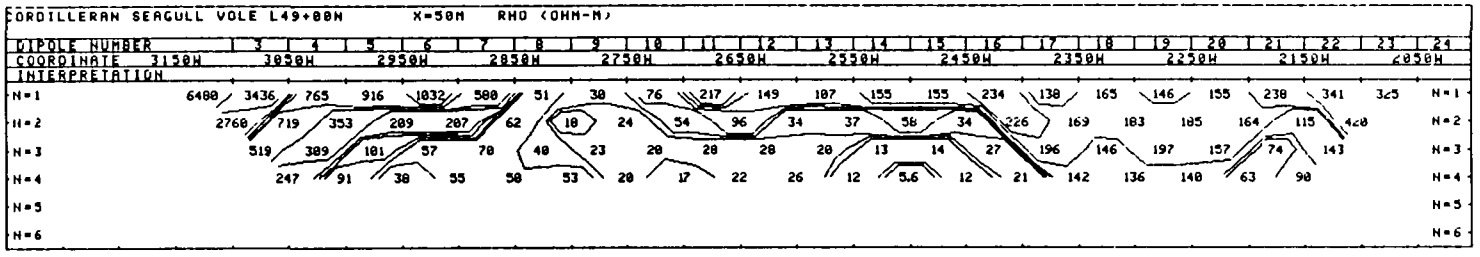

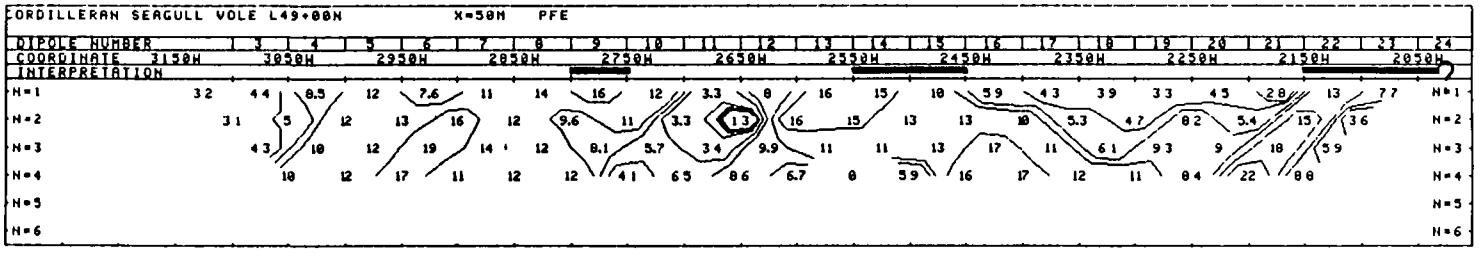

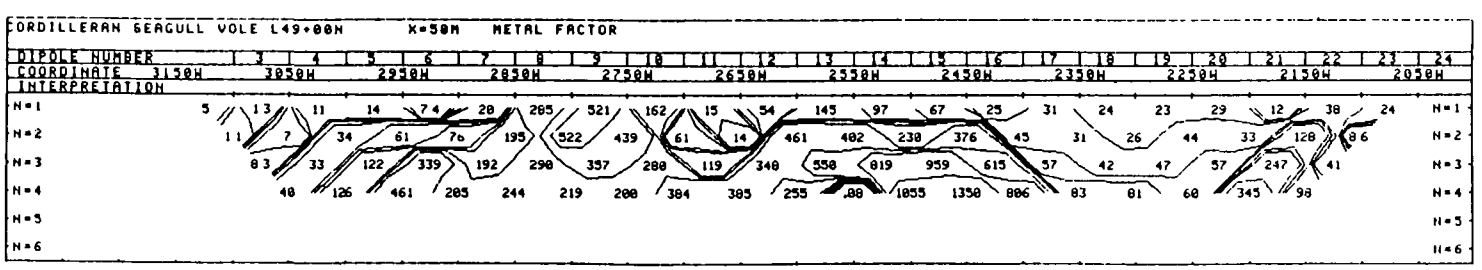

CORDILLERAN ENG

RAM PROJECT/SEAGULL VOLE GRID

WATSON LAKE M D /YUKON

LINE NO -40+00N

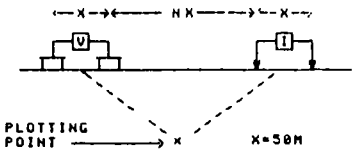

SURFACE PROJECTION OF ANOMALOUS ZONE

DEFINITE
PROBABLE
POSSIBLE

FREQUENCY (HERTZ)
4 0/0 25

NOTE- CONTOURS AT LOGARITHMIC INTERVALS 1 -1 5 -2 -3 -5 -7 5 -10 PLUS EACH 0 25 FROM 0 5 TO 2 0

DWG NO -I P -5870-16

DATE SURVEYED JUL/AUG 1987

APPROVED PAC

DATE DEC 07/87

PACIFIC GEOPHYSICAL LTD

INDUCED POLARIZATION AND RESISTIVITY SURVEY

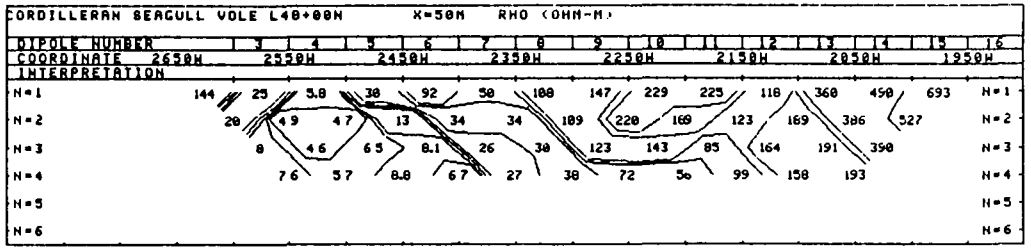

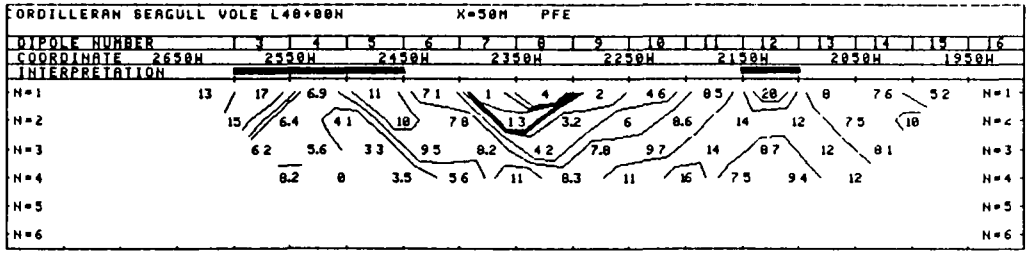

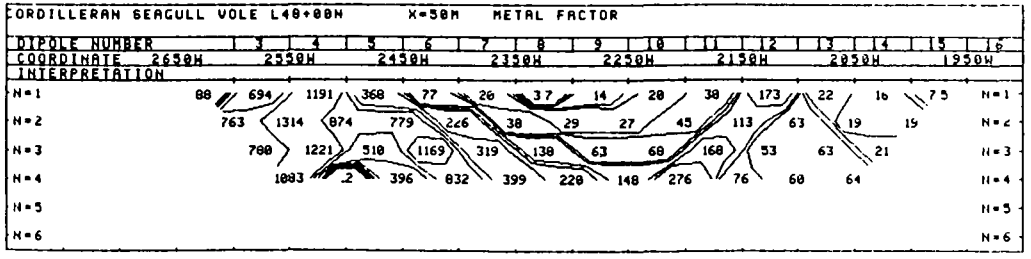

CORDILLERAN ENG

RAM PROJECT, SEAGULL VOLE GRID

WATSON LAKE M D , YUKON

LINE NO -46+00N

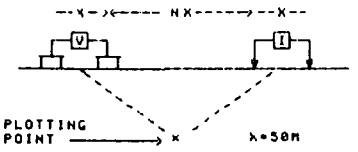

SURFACE PROJECTION OF ANOMALOUS ZONE

DEFINITE
PROBABLE
POSSIBLE

FREQUENCY (HERTZ)
4 0 0 25

NOTE- CONTOURS AT LOGARITHMIC INTERVALS 1 -1 5 -2 -3 -5 -7 5 -10 PLUS EACH 0 25 FROM 0 5 TO 2 0

DWG NO I P 587e-1

DATE SURVEYED JUL/AUG 1987

APPROVED PAC

DATE DEC 07/87

PACIFIC GEOPHYSICAL LTD

INDUCED POLARIZATION AND RESISTIVITY SURVEY

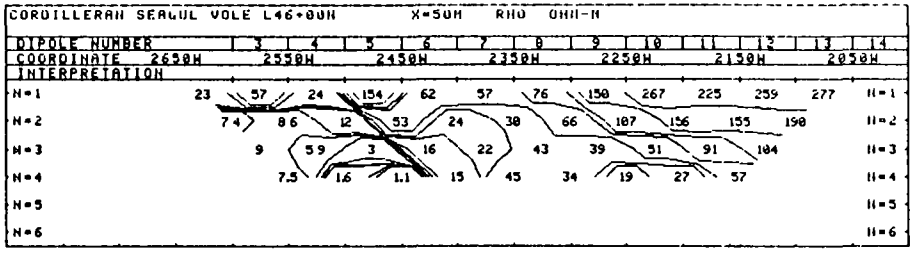

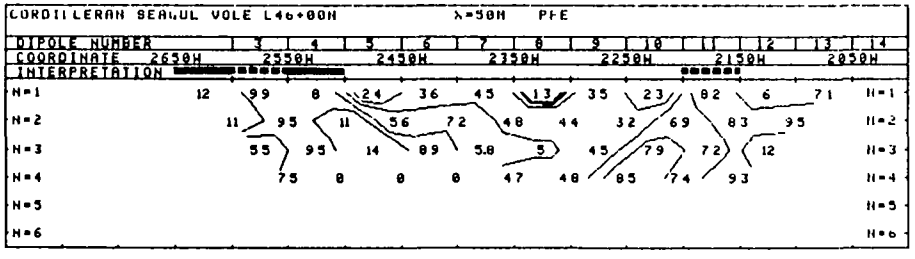

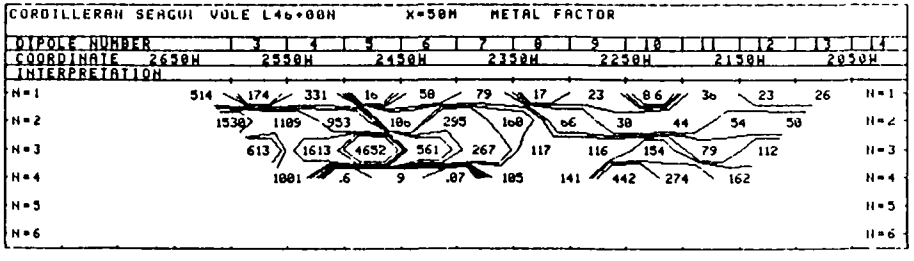

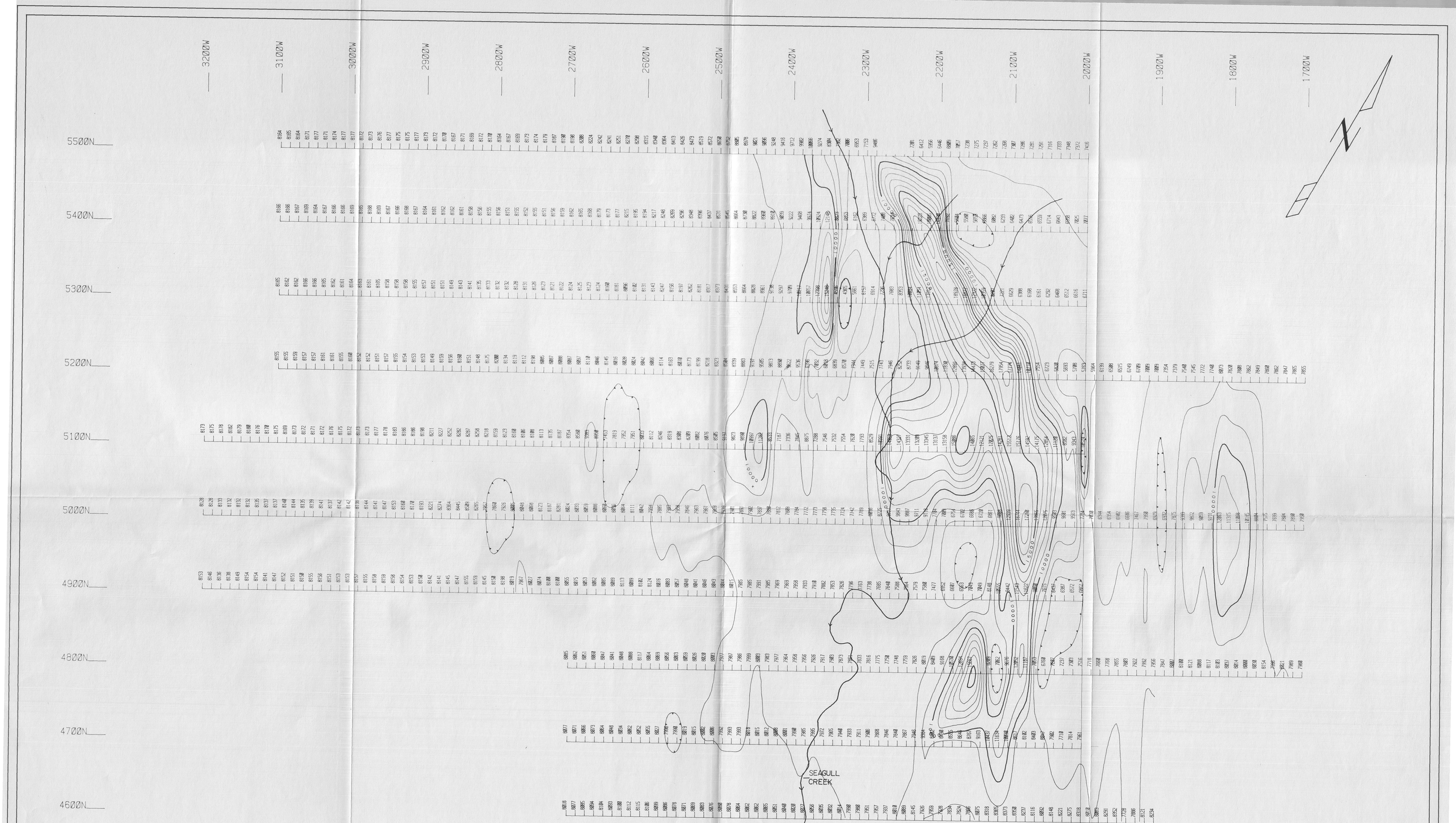

To Accompany Report By: P.A.CARTWRIGHT, P.Geoph.
: M.J.CORMIER, B.Sc.

Instrument : GM122
Field : TOTAL
Datum : 50000.0 nT

Contour Interval : 1000 nT

(1 pass through a 3 pt. Hanning Filter.)
(1 pass through a 9 pt. Hanning Filter.)

50m 25m 0m 50m 100m

Approved: PAC
Dec 16/87

FAIRFIELD MINERALS LTD.

MAGNETOMETER SURVEY

(FILTERED CONTOUR PRESENTATION)

RAM PROPERTY: VOLE GRID, WATSON LAKE M.D., YUKON
BASELINE AZIMUTH : 330 Deg.

SCALE = 1: 2500 DATE : 9/15/87
SURVEY BY : BAC NTS : 105F/10
FILE: MPV18COR Dwg.No.:M.P.-4154

Pacific Geophysical Ltd.

3200W 3100W 3000W 2900W 2800W 2700W 2600W 2500W 2400W 2300W 2200W 2100W 2000W 1900W 1800W 1700W

5500N
5400N
5300N
5200N
5100N
5000N
4900N
4800N
4700N
4600N

A

B

C

SEAGULL CREEK

60000nT
58000nT
56000nT

Approved: PAC
Dec 16/87

To Accompany Report By: P.A.CARTWRIGHT, P.Geoph.
: M.J.CORMIER, B.Sc.

I.P. ANOMALY CLASS :Definite
:Probable
:Possible

OUTLINE OF ANOMALOUS I.P. ZONES :

READINGS OFF SCALE:
MAG. INSTRUMENT :GM122
MAG. FIELD :Total
MAG. PROFILE AMPLITUDE :2000 nT/cm

50m 25m 0m 50m 100m

FAIRFIELD MINERALS LTD.

INDUCED POLARIZATION & RESISTIVITY SURVEY
MAGNETOMETER SURVEY

RAM PROPERTY:VOLE GRID, WATSON LAKE M.D.;YUKON
BASELINE AZIMUTH : 330 Deg.

SCALE = 1: 2500 DATE : 9/15/87
SURVEY BY : BAC NTS : 105F/10
FILE: PPV18COR Dwg.No.I.P.P.-4154

Pacific Geophysical Ltd.

3200W 3100W 3000W 2900W 2800W 2700W 2600W 2500W 2400W 2300W 2200W 2100W 2000W 1900W 1800W 1700W

5500N
5400N
5300N
5200N
5100N
5000N
4900N
4800N
4700N
4600N

SEAGULL CREEK

N

50m 25m 0m 50m 100m

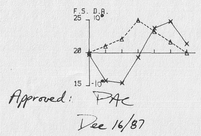

Approved: PAC
Dec 16/87

To Accompany Report By: P.A.CARTWRIGHT, P.Geoph.
: M.J.CORMIER, B.Sc.

ANOMALY CLASS : Definite ●
: Probable ◐
: Possible ○
Conductor Axis: ●●●●● ●●●●●
Instrument : VLF-2
Dip Angle Vertical Scale: 1 cm = 10 Deg.
Field Strength Vertical Scale: 1 cm = 5

Tx Location : NPM Lualualei, Hi.
Frequency : 23.4 KHz.
Dip Angle : —×—×—
Field Strength: ----△----

FAIRFIELD MINERALS LTD.

VLF-EM SURVEY

RAM PROPERTY: VOLE GRID, WATSON LAKE M.D., YUKON
BASELINE AZIMUTH : 330 Deg.

SCALE = 1: 2500 DATE : 9/16/87
SURVEY BY : B.A.C. NTS : 105F/10
FILE: VPVD1COR Dwg.No. :V.P.-4154

Pacific Geophysical Ltd.