

2016 Survey of Yukon Government Campgrounds



This report was prepared by the Yukon Bureau of Statistics for Yukon Parks, Department of Environment, Government of Yukon. For more information about this report, contact the Yukon Bureau of Statistics at ybsinfo@gov.yk.ca.

May 2017

SUMMARY OF THE 2016 CAMPGROUND SURVEY

- Yukon residents have a personal connection and concern for their campgrounds, as demonstrated by the response to the survey. Many people provided written descriptions that provide a sense of their emotional connections with Yukon Government campgrounds as well as their concerns. (see box)
- Yukon residents and visitors like their campgrounds: 84% stated that territorial campgrounds meet their expectations always or most of the time (Q9).
- Yukon Government Campgrounds are the primary destination for nearly 80% of respondents and just over a quarter use Yukon Government campgrounds as a stopover en route (Q4). When choosing a campground, campers are influenced “always or most of the time” by (Q14):
 - Availability of campsites (91%)
 - Distance and travel time from home (58%)
 - Weather forecast (56%)
 - Fishing opportunities (49%)
 - Road conditions (46%)
 - Hiking opportunities (43%)
 - Motor boating or boat ramp (31%)
 - En route location (30%)
 - Canoeing opportunities (23%)
 - Children’s activities (20%)
 - Gas prices (16%)
 - Biking opportunities (13%)
 - Hunting opportunities (10%)
- 64% of respondents travel between 1 and 2 hours to a Yukon Government campground (Q6). Many could be encouraged to drive further (to a less-used campground) if there was a designated “quiet zone” (38%) within the campground, family fun activities (26%), improved amenities (24%), or special events such as birding or fishing (23%) (Q7).
- 76% camp in RVs; 44% in tents (not necessarily exclusively) (Q10). Most enjoy camping in a social setting, as a family (53%), with friends (49%) or as a couple (47%) (Q11). People of all ages are camping in Yukon’s campgrounds, though ages reflect a stronger family orientation (Q12).

Survey Mechanics at a Glance

- Online English and French survey.
- Ran between June 24th and September 26th, 2016.
- 1,841 completed surveys.
- Multiple choice and open-ended questions.
- 5,568 comments were submitted, and coded into themes.
- Yukon residents comprised 87% of the respondents.
- 62% of Yukon respondents from Whitehorse.
- 78% of responses were Yukon resident annual pass holders.

- Respondents camp quite a bit:
 - Most (81%) camp 1 to 3 nights (Q13i)
 - 14% take 1-2 trips/year (Q13ii)
 - 54% take 3-6 trips/year
 - 20% take 7-12 trips/year

- The most favourable (excellent or good) characteristics of Yukon campgrounds include (Q8):
 - Price of the camping permit (94%)
 - Ease of registration (91%)
 - Personal safety (90%)
 - Availability of firewood (88%)
 - Experience in nature (87%)
 - Friendly/comfortable atmosphere (87%).

- While most respondents rated these characteristics favourably, the less favourable (poor or very poor) characteristics of Yukon campgrounds include (Q8):
 - Ability to find a suitable campsite (25%)
 - Other campground users' respectfulness (15%).

- What campers like about Yukon government campgrounds includes (Q16i):
 - Well-maintained and clean campgrounds.
 - Free and available firewood.
 - Affordability of annual and daily permits.
 - Conveniently located campgrounds.
 - Beautiful location of campgrounds.
 - Providing access to nature and outdoor activities.

- Campers identified a variety of issues and improvements, including (Q16ii):
 - Solving fair access to campsites (more control or enforcement of holding unoccupied campsites).
 - Develop more campgrounds or infill at existing campgrounds (but avoid tight spacing).
 - Improving the seasons and permits.
 - Improving campsite design and accessible facilities.
 - Control noise related to generators and partiers.
 - Improve amenities (outhouses) and recreational facilities (launches, docks, playgrounds, family-oriented facilities) and interpretive programs.

Table of Contents

Summary of the 2016 Campground Survey	iii
Introduction	1
Q1. Are you a camper at Yukon government campgrounds?.....	2
Q2. Please provide reasons for no longer or never camping at Yukon government campgrounds.....	3
Q3. What would encourage you to use Yukon government campgrounds?.....	3
Part 1: Respondents Who Camp at Yukon Government Campgrounds	3
Q.4. How do you use Yukon government campgrounds?	3
Q.5. Place a check mark beside the name of three Yukon government campgrounds you most commonly use.	4
Q.6. How long do you typically drive to reach a Yukon government campground for a camping trip? ..	6
Q.7. What activities or services would encourage you to drive to a campground a little further away than you normally would?	6
Q.8. In your experience, how would you rate the following aspects of Yukon government campgrounds?.....	7
Q.9. Do Yukon government campgrounds meet your expectations for the type of camping / outdoor experience you are seeking?.....	8
Q.10. What type of camping do you do in Yukon government campgrounds?	9
Q.11. Which description best fits how you use Yukon government campgrounds?.....	10
Q.12. Thinking about your typical camping group when you visit Yukon government campgrounds, please enter the number of people in each age category.	11
Q13i. Please enter the number of camping trips taken in Yukon government campgrounds in 2015 ..	11
Q13ii. Camping Trip Length.....	12
Q.14. How often do you consider the following factors when choosing a campground?	12
Q.15. What other factors do you usually consider when planning a camping trip?	14
Q.16.(i) I like Yukon government campgrounds because	14
Q.16.(ii) I wish Yukon government campgrounds	15
Q.17. Please share any final comments, questions or concerns about camping in Yukon government campgrounds.	16
Part 2: Responses to Questions Pertaining to All Respondents	16
Q.18. What is your postal code, zip code or (if no postal/zip code) country of origin?	16
Q.19. Do you buy the Yukon Resident Annual Camping Permit?	18
Q20. What is your gender?	18
Q21. Which of the following age groups do you belong?.....	19
Q22. What is your annual household income range before tax?	19
APPENDIX A – Summary Tables	20
APPENDIX B – Yukon Government Campgrounds Survey	24

Table of Figures

Figure 1. Yukon Government Campground Camping	2
Figure 2. Most Common Use of Yukon Government Campgrounds.....	4
Figure 3. Most Used Yukon Government Campgrounds	5
Figure 4. Average Distance Travelled to Yukon Government Campground	6
Figure 5. Factors Which Encourage Campers to Drive a Little Farther	7
Figure 6. How Respondents Rated Yukon Government Campgrounds	8
Figure 7. Yukon Government Campground Overall Satisfaction	9
Figure 8. Type of Camping at Yukon Government Campgrounds.....	10
Figure 9. Yukon Government Campground Use	10
Figure 10. Campers' Ages.....	11
Figure 11. Number of Yukon Government Campground Trips	11
Figure 12. Camping Trip Length (percentage of total number of camping trips)	12
Figure 13. Factors Considered when Choosing a Campground	13
Figure 14. Respondents' Origin Area	17
Figure 15. Respondents' Home Address	17
Figure 16. Purchased Yukon Resident Annual Camping Permit.....	18
Figure 17. Respondents' Gender.....	18
Figure 18. Respondents' Age Group	19
Figure 19. Respondents' Annual Household Income	19

INTRODUCTION

Yukon Parks operates a network of 42 road accessible campgrounds across Yukon. This network provides access to overnight camping and recreational opportunities for Yukon residents and travelers to the territory. Yukon Parks seeks to provide a sufficient supply of clean, safe and enjoyable campgrounds for Yukoners and tourist visitors.

Yukon government campground use has grown steadily over the last 10 years, resulting in both pressures and opportunities for campground management and improved public service. Over the last decade, Yukon Parks research indicates that:

- occupancy of campgrounds has more than doubled (104%);
- the number of camper nights (the number of visitors times length of stay) has grown by 84%; the number of people camping has increased by about 48%. Nearly 74,000 people camped in 2016;
- about half of campers are resident Yukoners and half are non-resident visitors;
- visitors come from over 50 countries; and
- camping fees have remained the same since 2002 (\$12.00 for a day permit or \$50.00 for an annual Yukon resident camping pass).¹

The Yukon Bureau of Statistics (YBS) conducted a survey on behalf of Yukon Parks to:

- a. gather information on Yukon residents and visitors' perspectives about factors that contribute to better camping experiences in Yukon, and
- b. provide information which will inform future discussions about how the planning and management of Yukon government campgrounds and the relevant public services can be improved.

The online questionnaire was made available to the public in both English and French between June 24th and September 26th, 2016. Respondents were recruited in the following ways:

- Yukon Park staff handed out cards at Yukon government campgrounds inviting campers to take the survey online.
- Survey invitations were posted on Facebook and the Department of Environment's website.
- 1500 resident annual pass holders were directly invited by email to take the survey.

There were a total of 1,841 completed questionnaires, of which 678 (36.8%) were residential annual pass holders who had received personal email invitations to complete the survey, and 63.2% were members of the general public. Yukon residents comprised 86.5% of the respondents, and the majority (62.0%) of Yukon respondents lived in Whitehorse at the time of the survey. A total of 5,568 comments from the open-ended questions were tabulated and coded to identify the main themes.

While YBS and Yukon Parks used a variety of methods to reach potential respondents, the respondents were self-selected. Self-selection can introduce bias, as those with a strong opinion are most likely to choose to take a survey of this type. Since the recruitment methods were non-random, the results of the

¹ Government of Yukon Department of Environment, Yukon Parks branch, February 2017.

survey are not generalizable beyond the respondent population. The following results represent the broad range of experiences and opinions of the 1,841 survey participants.

The survey results are divided into two sections²:

Part 1: a summary of the responses from people who indicated they camp in Yukon government campgrounds.

Part 2: a summary of the responses to questions which were applicable to all respondents, regardless of their Yukon government campground use.

Appendices to this report contain the following information:

Appendix A: summary tables; and

Appendix B: survey questions.

Q1. ARE YOU A CAMPER AT YUKON GOVERNMENT CAMPGROUNDS?

As shown in Figure 1, the majority (95.3%) of respondents camp in Yukon government campgrounds. Almost 5% of respondents either no longer camp or have never camped in Yukon government campgrounds.

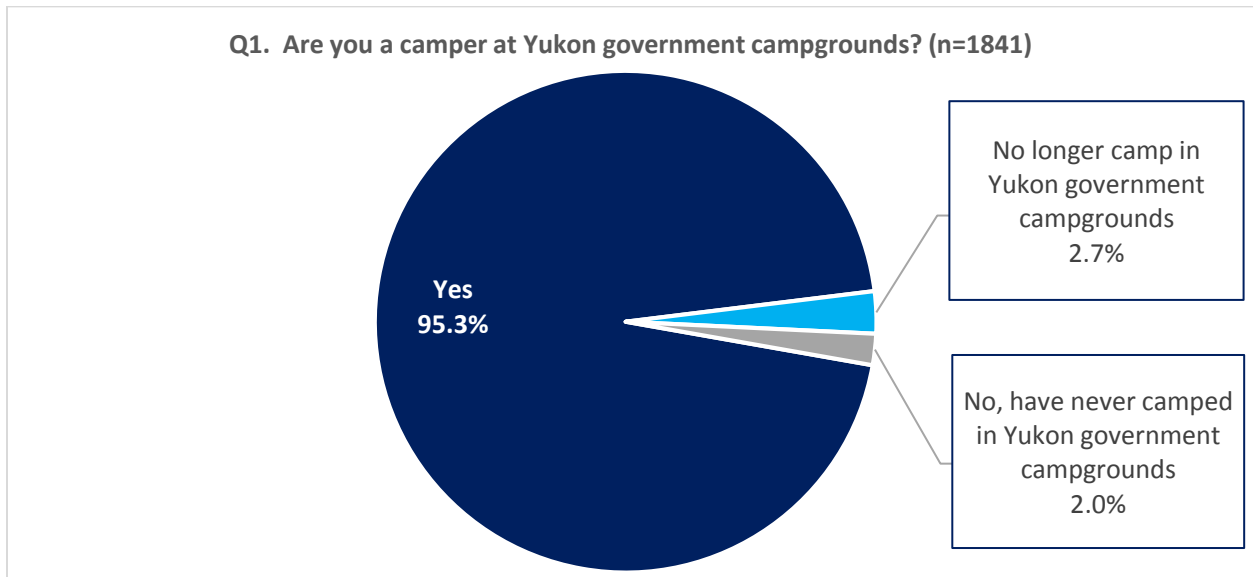


Figure 1. Yukon Government Campground Camping

² All summary table and graph values are represented as percentage of responses.

Q2. PLEASE PROVIDE REASONS FOR NO LONGER OR NEVER CAMPING AT YUKON GOVERNMENT CAMPGROUNDS.

Sixty-eight respondents offered comments for no longer camping at Yukon government campgrounds. These included:

- Lack of campsite availability due to full campgrounds or sites being held for others. There is strong dissatisfaction among campers with this practice;
- Noise associated with partiers, ATVs, and generators; and
- Preference for wilderness.

Some respondents never camp because they don't have camping equipment, don't like camping, or prefer better facilities.

Q3. WHAT WOULD ENCOURAGE YOU TO USE YUKON GOVERNMENT CAMPGROUNDS?

Sixty-one respondents cited a variety of factors, facilities or services that might encourage them to use Yukon government campgrounds, including:

- Fair access to Yukon Government campgrounds (no holding sites for others);
- Better availability of Yukon Government campsites or more campgrounds;
- Peace and quiet in the campgrounds, including more enforcement of rules, quiet hours, etc; and
- More amenities such as showers and flush toilets.

PART 1: RESPONDENTS WHO CAMP AT YUKON GOVERNMENT CAMPGROUNDS

Part 1 summarizes the responses from people who indicated they camp at Yukon government campgrounds.

Q.4. HOW DO YOU USE YUKON GOVERNMENT CAMPGROUNDS?

Of the respondents who said they camp in Yukon government campgrounds, almost 80% said they use Yukon government campgrounds as their primary destination, and 39.4% use the campgrounds as one of their destinations during a trip (Figure 2). Fewer than 30% of respondents said they use the campgrounds as a stop-over on their way to a primary destination. Please note that multiple responses were allowed for this question, so the sum of percentages is more than 100%.

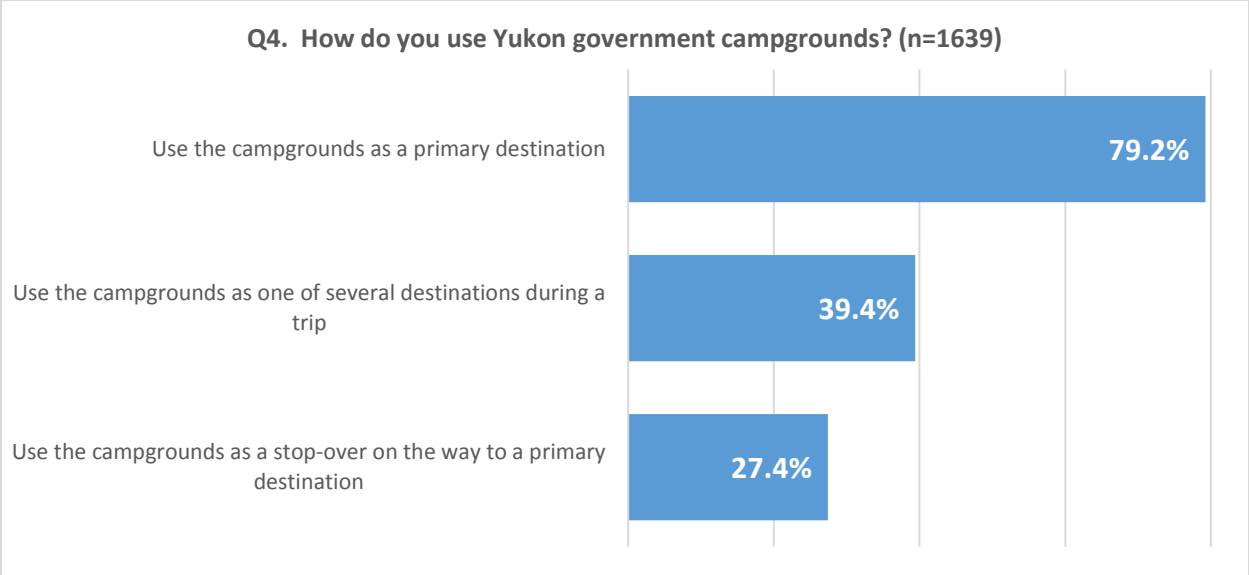


Figure 2. Most Common Use of Yukon Government Campgrounds

Q.5. PLACE A CHECK MARK BESIDE THE NAME OF THREE YUKON GOVERNMENT CAMPGROUNDS YOU MOST COMMONLY USE.

Respondents were asked which Yukon government campgrounds they most frequently use; they were allowed to select up to three campgrounds. As shown in Figure 3, the most commonly used campgrounds were: Kusawa Lake (39.5%), Fox Lake (22.8%), Marsh Lake (22.3%), and Pine Lake (20.6%). As multiple responses were allowed, the sum of percentages is more than 100%.

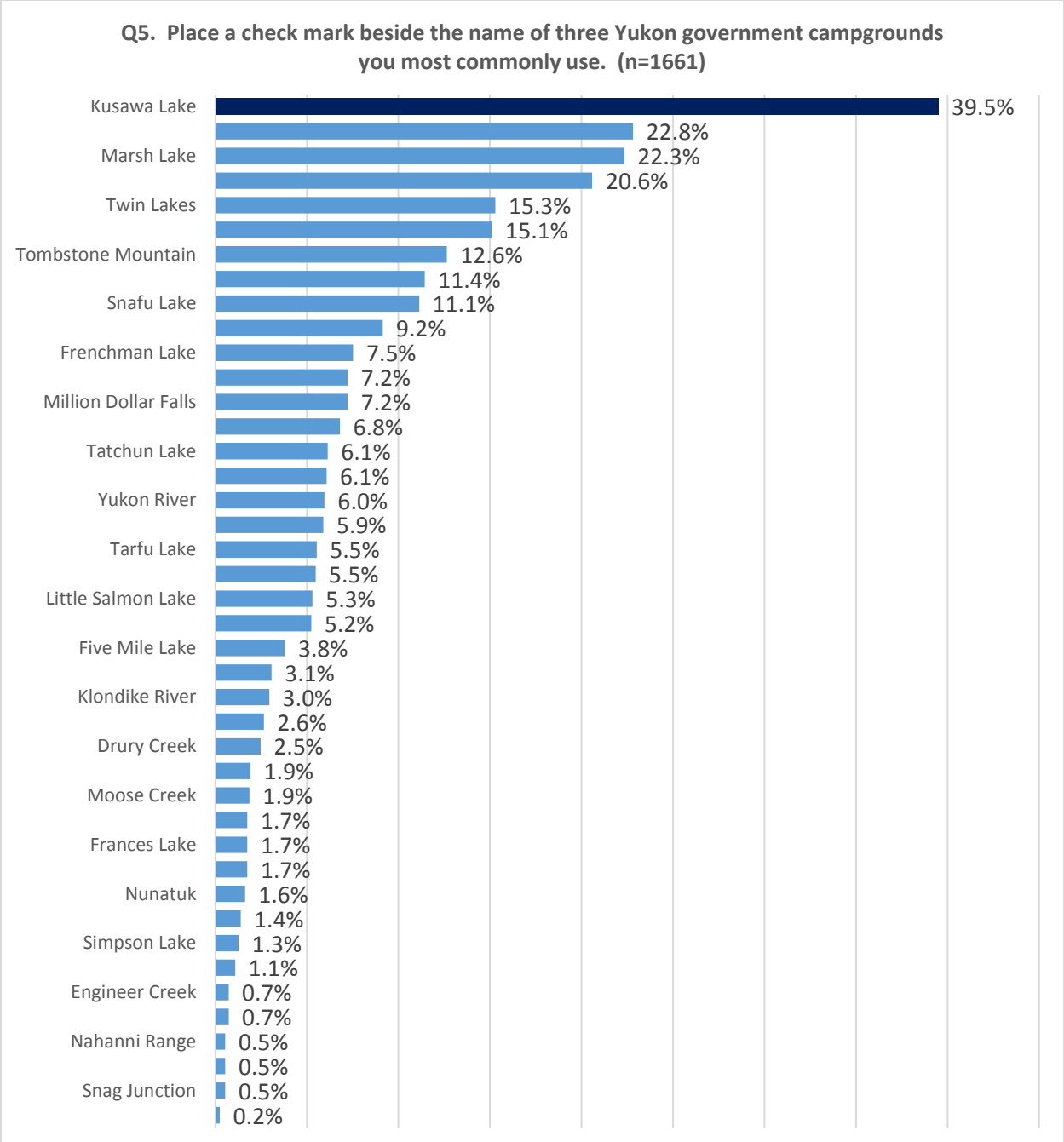


Figure 3. Most Used Yukon Government Campgrounds

Q.6. HOW LONG DO YOU TYPICALLY DRIVE TO REACH A YUKON GOVERNMENT CAMPGROUND FOR A CAMPING TRIP?

As shown in Figure 4, 64.2% of respondents typically drove between one and two hours to reach a Yukon government campground. Almost 11% of respondents typically drove for less than an hour to reach their campground site, while 21.9% drove for more than two hours³.

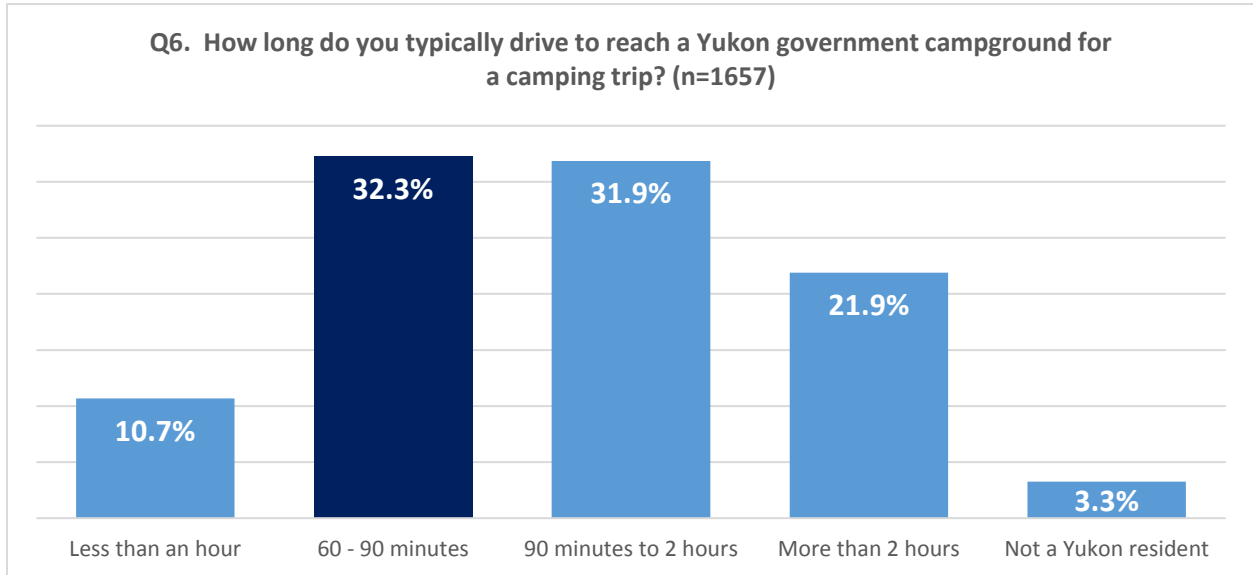


Figure 4. Average Distance Travelled to Yukon Government Campground

Q.7. WHAT ACTIVITIES OR SERVICES WOULD ENCOURAGE YOU TO DRIVE TO A CAMPGROUND A LITTLE FURTHER AWAY THAN YOU NORMALLY WOULD?

Respondents were asked to select from a list of potential incentives that would motivate them to drive farther to reach a Yukon government campground. As shown in Figure 5, 38.0% of respondents said they would travel farther if there was a quiet zone within the campground. Other popular incentives included: family fun activities (26.3%); improved amenities (23.9%); and special events such as birding and fishing (22.8%). As multiple responses were allowed, the sum of percentages is more than 100%.

³ Totals may not equal 100% due to rounding.

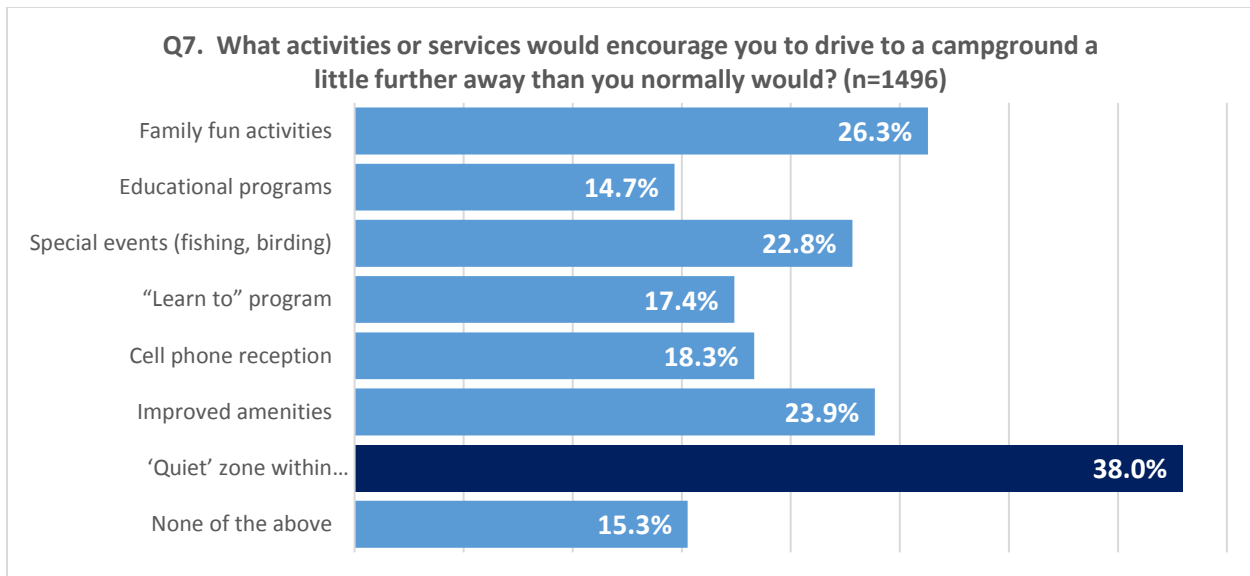


Figure 5. Factors Which Encourage Campers to Drive a Little Farther

Nearly 340 respondents indicated ‘other’ factors that might encourage them to drive a little further, including:

- A reserved campsite or guarantee of finding a vacant site.
- A means of knowing if the campground is available or full.
- More recreational facilities such as docks, boat launches, trails, canoe or kayak opportunities.
- Tenting sites, waterfront views, private less crowded sites, larger level sites.
- Playgrounds, beaches.
- Art, music, events.
- Better roads and access.
- Improved amenities like showers, electricity, running water, dump station, etc.

Q.8. IN YOUR EXPERIENCE, HOW WOULD YOU RATE THE FOLLOWING ASPECTS OF YUKON GOVERNMENT CAMPGROUNDS?

Respondents were asked to rate 16 camping characteristics based on their camping experiences at Yukon government campgrounds (Figure 6). The top six characteristics, which received 86.0% or more positive (excellent or good) ratings, were:

- Price of permit (93.5%);
- Ease of registration (90.7%);
- Personal safety (89.8%);
- Availability of firewood (88.1%);
- Experience in nature (87.7%); and
- Friendly/comfortable atmosphere (86.9%).

For specific details about the responses to this question, please see Appendix A.

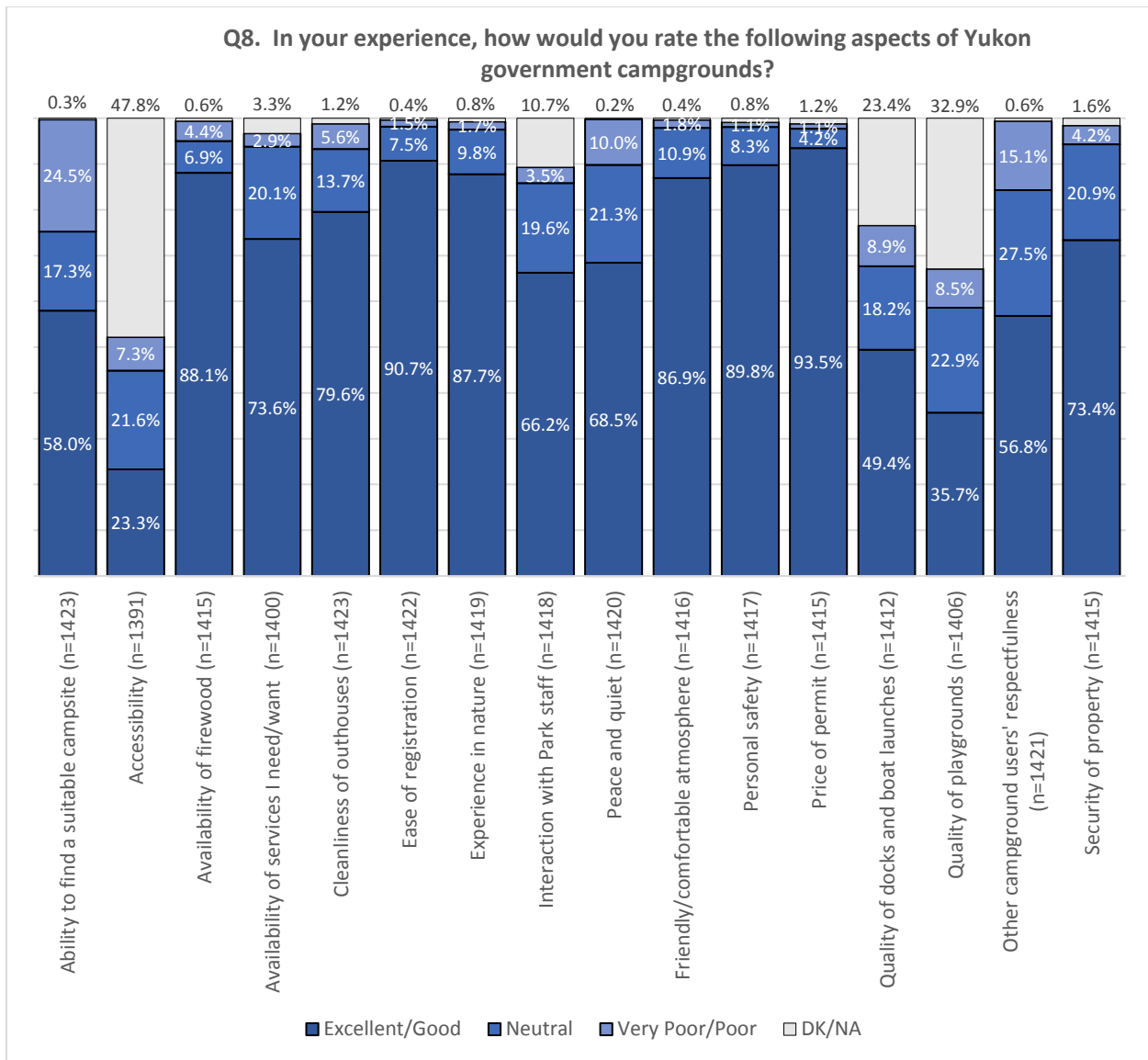


Figure 6. How Respondents Rated Yukon Government Campgrounds

Q.9. DO YUKON GOVERNMENT CAMPGROUNDS MEET YOUR EXPECTATIONS FOR THE TYPE OF CAMPING / OUTDOOR EXPERIENCE YOU ARE SEEKING?

When asked if Yukon government campgrounds meet their expectations, most (84.0%) respondents said the campgrounds met their expectations always or most of the time (Figure 7). Nearly 890 respondents offered a written comment to explain their choice, summarized as follows:

Positive comments:

- Beautiful, great experience, met their needs.

Suggestions or criticisms:

- Lack of available sites, more needed.
- Unfair holding/reserving of sites.
- Noise due to partiers, generators, etc.
- Sites too small or not level.
- Improve availability and quality of the firewood.
- Campgrounds too dense, crowded.
- Loose and/or barking dogs.

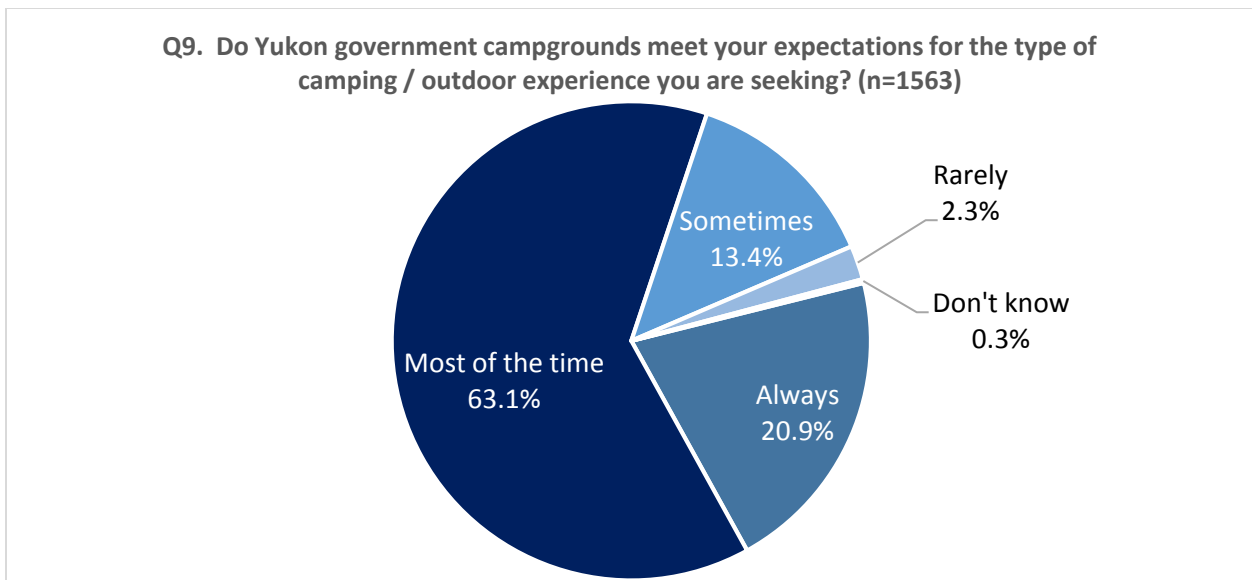


Figure 7. Yukon Government Campground Overall Satisfaction

Q.10. WHAT TYPE OF CAMPING DO YOU DO IN YUKON GOVERNMENT CAMPGROUNDS?

When asked how they camp at Yukon government campgrounds, respondents most often said they camp in tents (44.4%) followed by camping in a small RV (Figure 8). Fifty respondents commented on their type of camping, which is reflected in Figure 8.

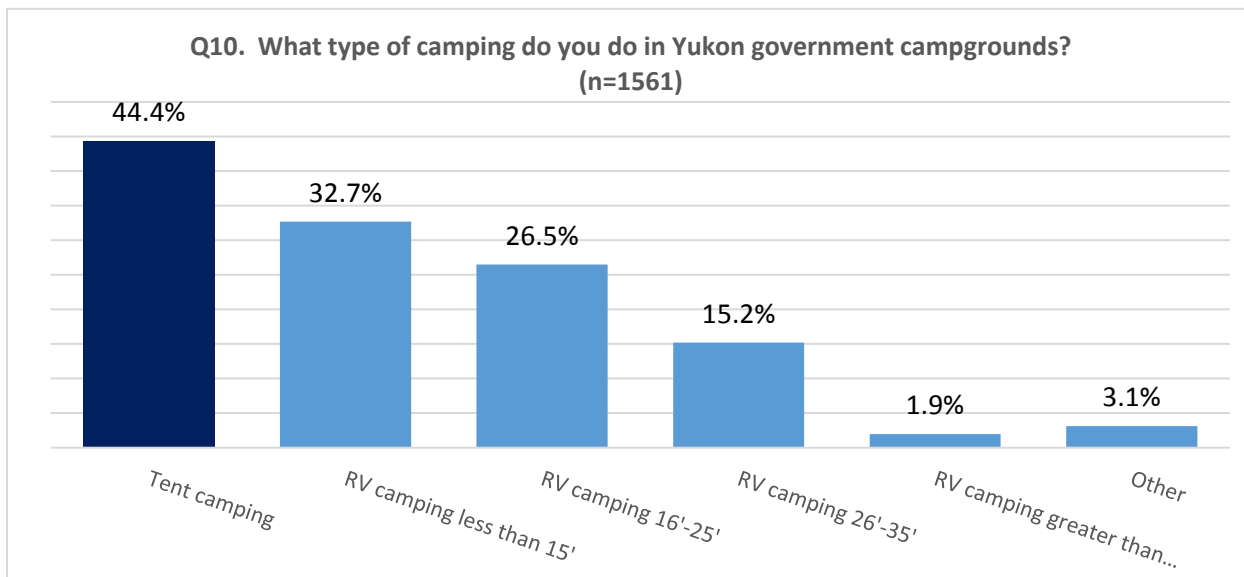


Figure 8. Type of Camping at Yukon Government Campgrounds

Q.11. WHICH DESCRIPTION BEST FITS HOW YOU USE YUKON GOVERNMENT CAMPGROUNDS?

Respondents were asked to choose all descriptions which best fit how they use Yukon government campgrounds. The most common response was family camping (52.8%), followed closely by camping with friends (49.3%), and then camping as a couple (46.9%). The rest (21.2%) of the respondents went out individually, as an organized group, on a commercial tour or “other” (Figure 9). Twelve respondents commented on other ways, which are reflected in Figure 9.

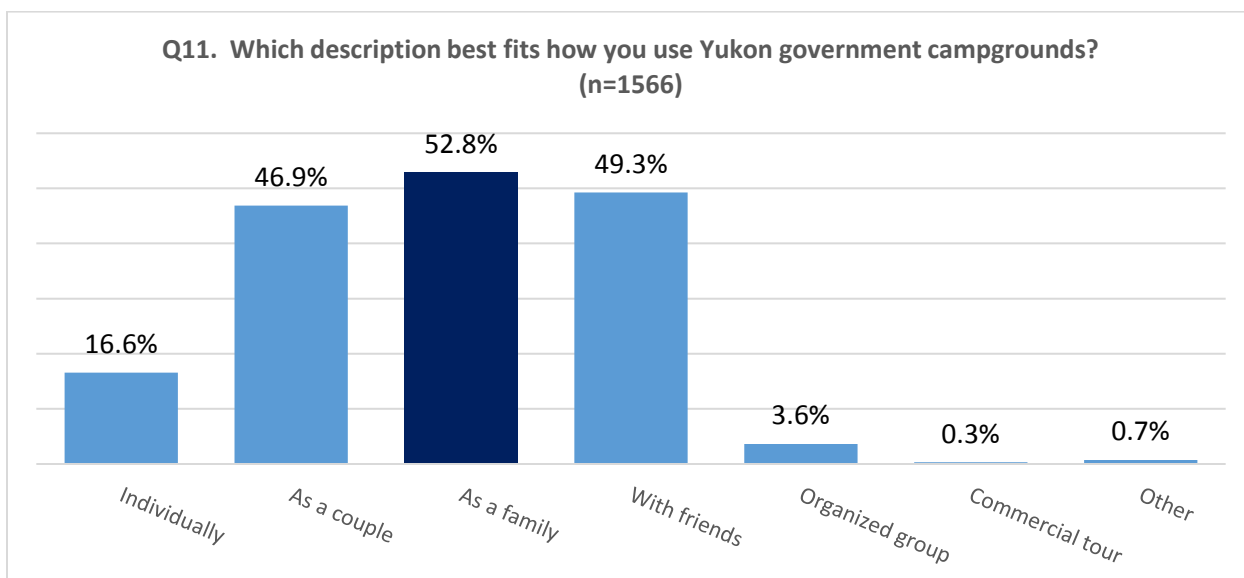


Figure 9. Yukon Government Campground Use

Q.12. THINKING ABOUT YOUR TYPICAL CAMPING GROUP WHEN YOU VISIT YUKON GOVERNMENT CAMPGROUNDS, PLEASE ENTER THE NUMBER OF PEOPLE IN EACH AGE CATEGORY.

Respondents were asked to give the number of people in each age category who were in their typical camping party. A wide age range was represented amongst the campers (Figure 10).

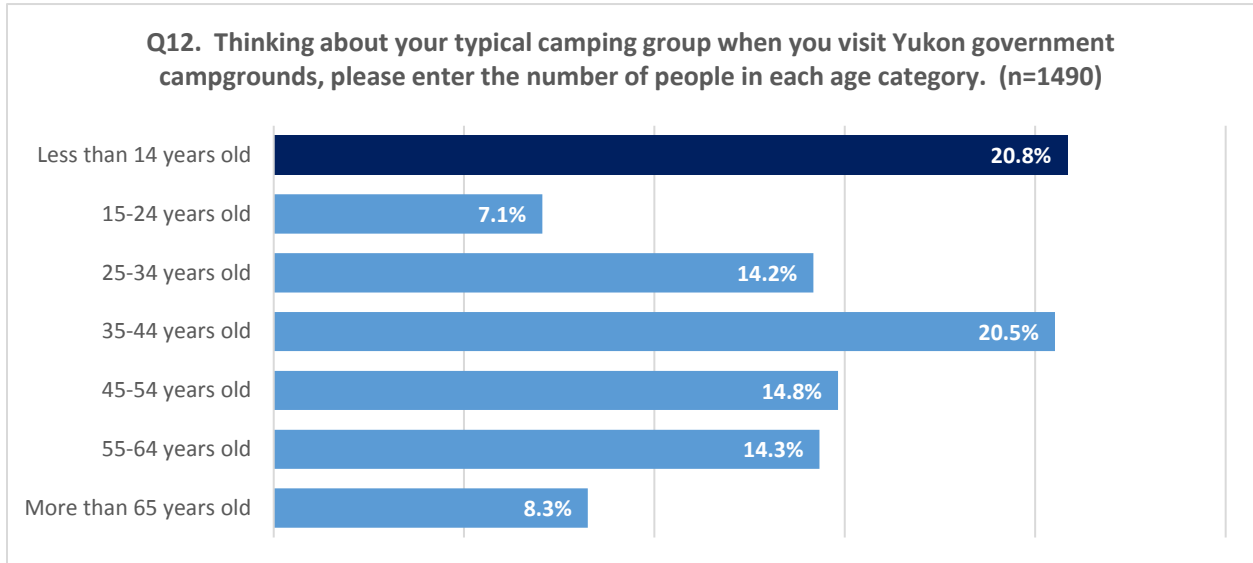


Figure 10. Campers' Ages

Q13i. PLEASE ENTER THE NUMBER OF CAMPING TRIPS TAKEN IN YUKON GOVERNMENT CAMPGROUNDS IN 2015

Respondents were asked how many times they went on a trip to a Yukon government campground in 2015. More than half of the respondents (54.6%) said they went on camping trips between three and six times that year. Over 37% of respondents went on more than five camping trips³ (Figure 11).

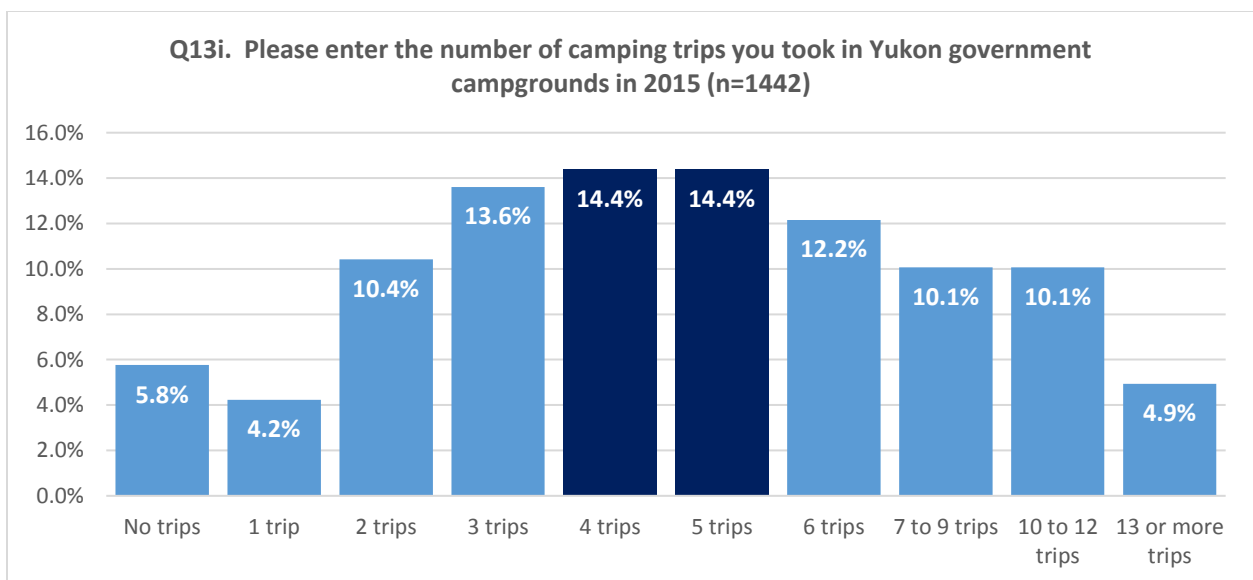


Figure 11. Number of Yukon Government Campground Trips

Q13ii. CAMPING TRIP LENGTH

The most common (36.1%) camping trip length was two nights, as shown in Figure 12. Most (81.2%) respondents' camping trips were one to three nights in duration³.

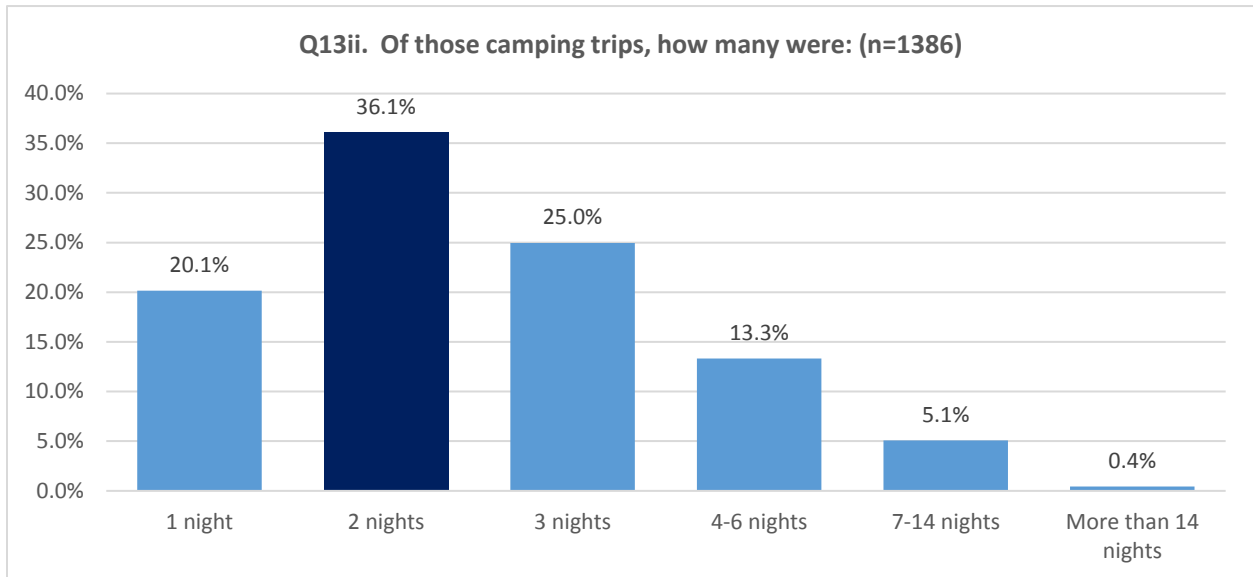


Figure 12. Camping Trip Length (percentage of total number of camping trips)

Q.14. HOW OFTEN DO YOU CONSIDER THE FOLLOWING FACTORS WHEN CHOOSING A CAMPGROUND?

Respondents were asked how often they considered the following factors when choosing a campground:

- Availability of campsite;
- Children's activities;
- Canoeing opportunities;
- Biking opportunities;
- Distance and travel time from home;
- En route to destination;
- fFshing opportunities;
- Hunting opportunities;
- Hiking opportunities;
- Motorboating or boat ramp;
- Road conditions;
- Sand beach;
- Weather forecast; and
- Gas prices.

As indicated by Figure 13, the three most considered factors when choosing a Yukon government campground to visit are:

- Availability of campsite (90.7%);
- Distance and travel time from home (58.1%); and
- Weather forecast (55.5%).

For more detailed information about these results, please refer to Appendix A.

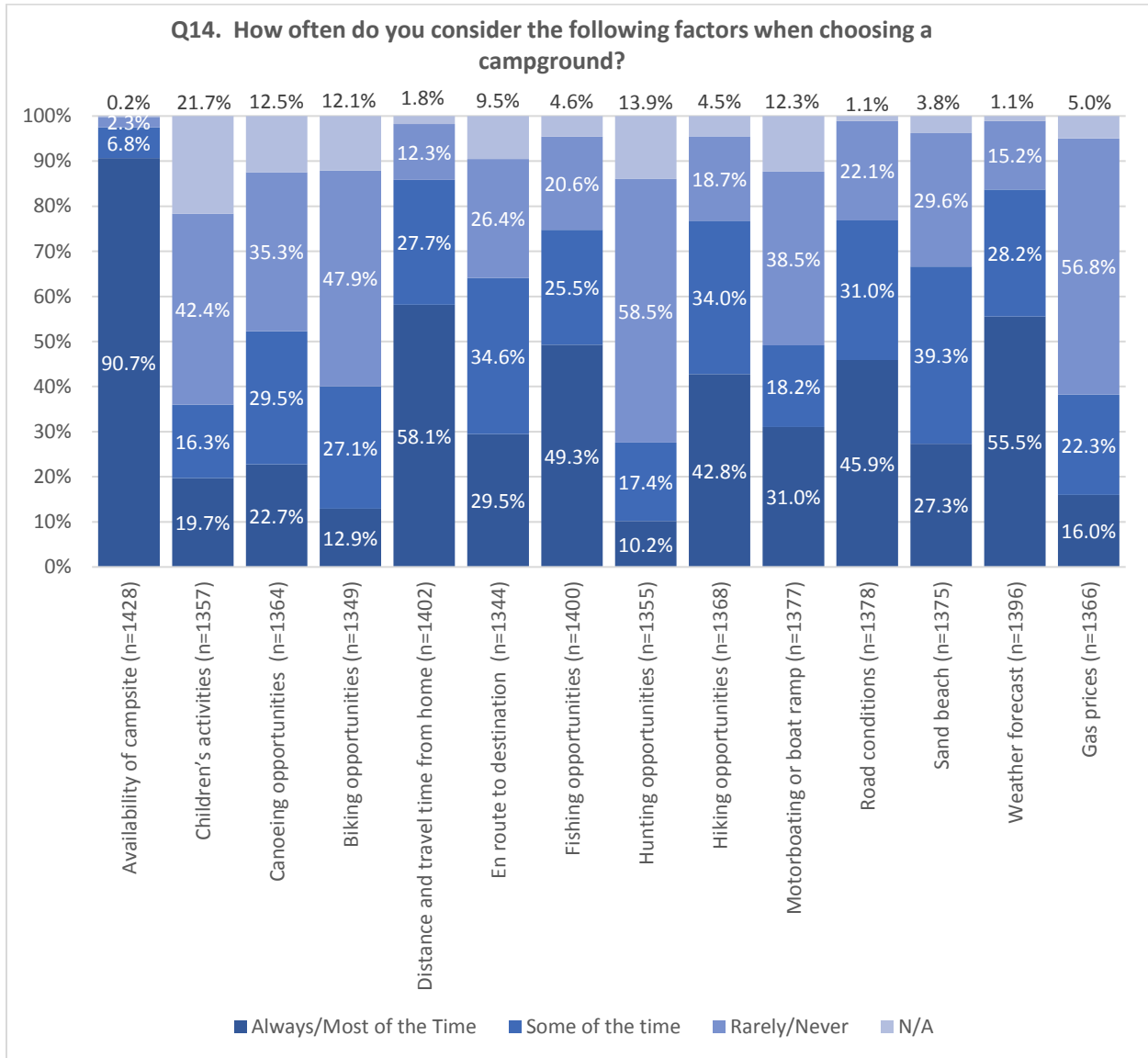


Figure 13. Factors Considered when Choosing a Campground

Q.15. WHAT OTHER FACTORS DO YOU USUALLY CONSIDER WHEN PLANNING A CAMPING TRIP?

A total of 675 respondents identified the factors that they usually consider when planning a camping trip. The main factors are summarized as follows:

- Availability of campsites;
- Likely to be quiet;
- Beauty, quality of the campground, cleanliness;
- Proximity to home;
- Coordinating plans with family or friends; and
- Bear activity in the area.

Q.16.(i) I LIKE YUKON GOVERNMENT CAMPGROUNDS BECAUSE ...

A total of 1,323 respondents commented on what they like about Yukon government campgrounds. The main responses are summarized as follows:

About the campgrounds:

- Conveniently located, accessible;
- Beautiful, great locations;
- Variety and number of campgrounds to visit; and
- Consistent and predictable quality.

About registration:

- Affordable, good value, free for seniors;
- Good availability; no reservation system; and
- Easy registration, annual permits.

Campgrounds and site design:

- Natural setting and rustic design;
- Privacy and well-spaced;
- Good size; and
- Tent sites.

Operation of the campgrounds:

- Clean, well maintained; and
- Friendly and helpful staff.

Emotional and social setting:

- Access to outdoor activities and nature;
- Quiet, peaceful, relaxing;
- Safe, comfortable, regular patrols;
- Child and family friendly;
- Friendly and respectful campers; and
- Meeting place with friends.

Recreational opportunities:

- Access to water, boating;
- Fishing;
- Trails, hiking; and
- Events, interpretation programs.

Amenities:

- Free and available firewood; and
- Good amenities, outhouses, firepits, tables, docks, boat launches, playgrounds, and beaches.

Q.16.(ii) I WISH YUKON GOVERNMENT CAMPGROUNDS ...

A total of 1,244 respondents commented on needs and improvements in Yukon government campgrounds. The main responses, summarized, are:

No change:

- Keep them the same.

Availability and fairness:

- Control/enforce the informal system of reserving sites, i.e., holding unoccupied sites;
- Control extended stays;
- Build more campgrounds;
- Provide a booking/reservation system; and
- Provide real time status of availability of campsites.

Permits and seasons:

- Extend the season, open all year;
- Eliminate or limit annual passes, or raise fees; some said lower the fees;
- Provide on-site attendant or campground host; and
- Eliminate or reduce the 14-day stay; some said extend the 14-day limit.

Campsite design:

- Provide tent only sites, walk-in sites;
- Provide more waterfront sites;
- Provide more space between sites;
- Make sites level, bigger, more pull-through sites;
- Provide more universally accessible sites and facilities;
- Provide more group sites; and
- Provide more backcountry campsites.

Noise management:

- More park officer patrols/enforcement;
- Improve regulations;
- Eliminate generators or have zones/time for their use;
- Quieter, less partying; and

- Have 'quiet zones' or 'quiet campgrounds'.

Camping and recreational amenities:

- Build and upgrade boat launches, docks, water access;
- Build and upgrade playgrounds; make more child and family friendly;
- Provide more hiking, interpretation programs;
- More access to beaches, more picnic areas and cook shelters;
- Provide cleaner and better outhouses;
- Provide reliable firewood;
- Provide better roads;
- Provide recycling;
- Provide better picnic tables; and
- Eliminate free firewood.

Q.17. PLEASE SHARE ANY FINAL COMMENTS, QUESTIONS OR CONCERNS ABOUT CAMPING IN YUKON GOVERNMENT CAMPGROUNDS.

A total of 719 respondents provided final comments that have been reported on in previous questions, especially Q16. They ranged from general comments about what they like in Yukon government campgrounds, through to suggestions for improvements.

PART 2: RESPONSES TO QUESTIONS PERTAINING TO ALL RESPONDENTS

This section of the report summarizes the responses from all survey participants, regardless of their Yukon government campground use.

Q.18. WHAT IS YOUR POSTAL CODE, ZIP CODE OR (IF NO POSTAL/ZIP CODE) COUNTRY OF ORIGIN?

Most respondents (98.1%) lived in Canada at the time of the survey, and 1.4% lived in the United States, as shown in Figure 14. Fewer than 1% of respondents lived in a European country.

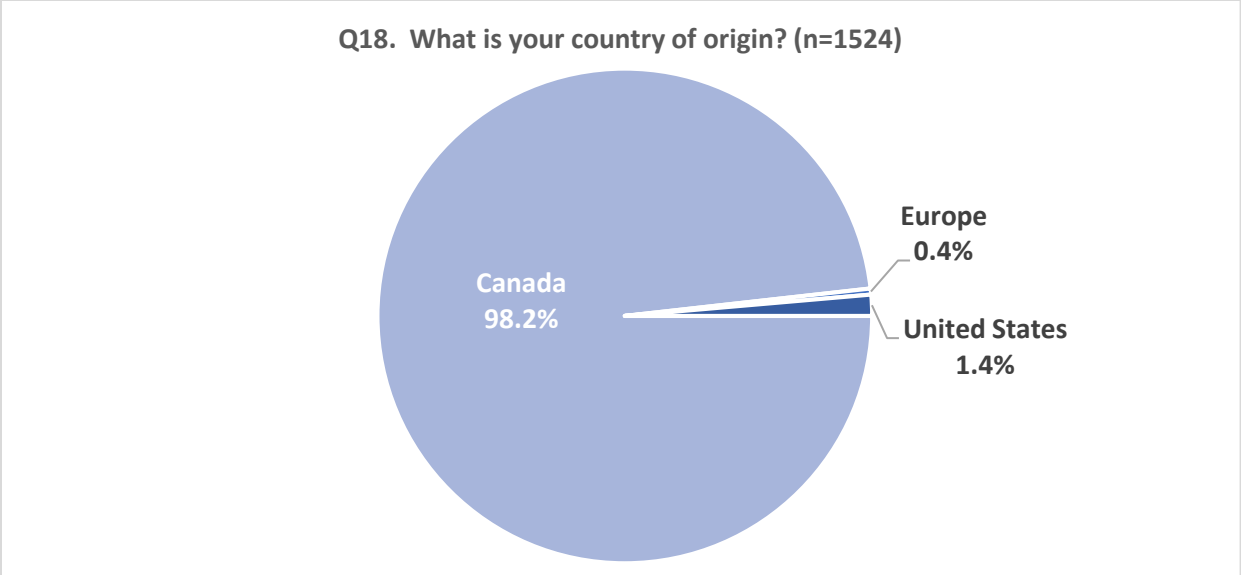


Figure 14. Respondents' Origin Area

According to the postal or zip code information provided by the respondents, most respondents (86.5%) lived in the Yukon and 5.3% were from other areas, as shown in Figure 15. Of the non-Yukon residents, British Columbia had the highest proportion (1.6%) of campground users, followed closely (1.4%) by residents of the United States.

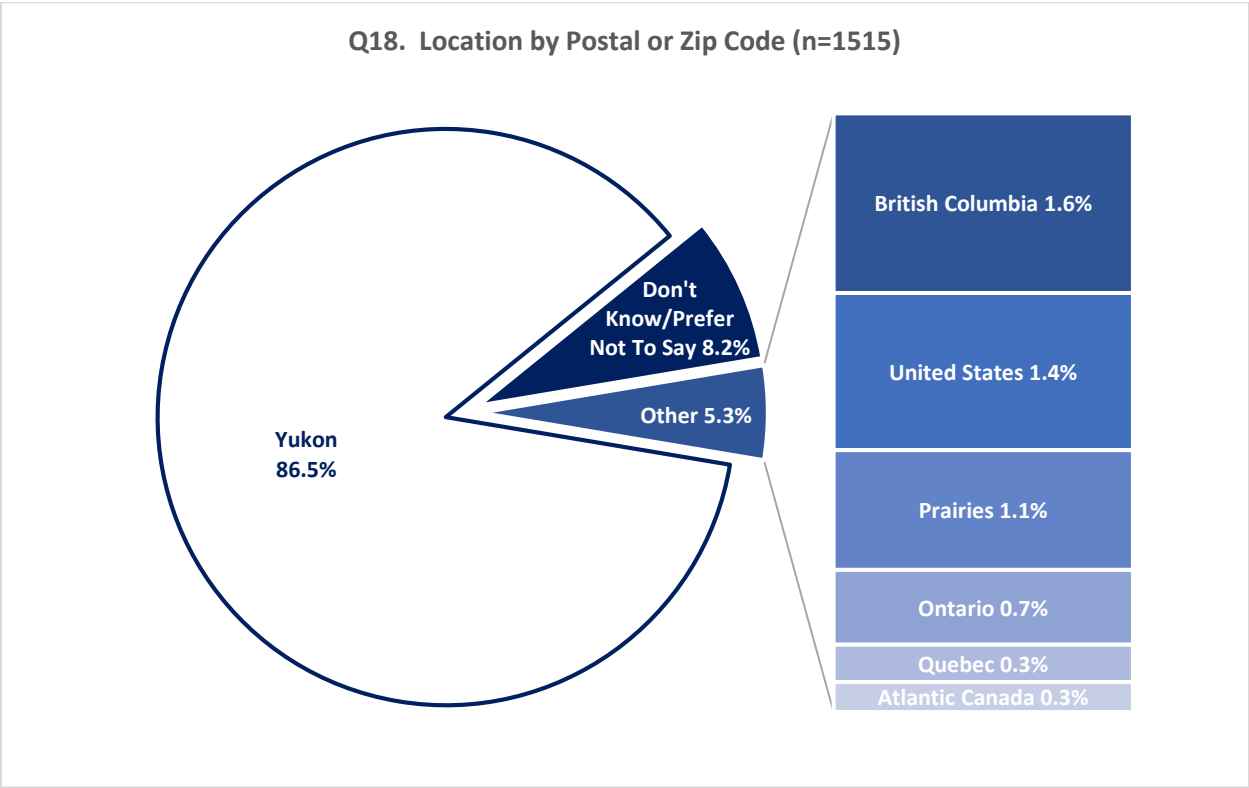


Figure 15. Respondents' Home Address

Q.19. DO YOU BUY THE YUKON RESIDENT ANNUAL CAMPING PERMIT?

As shown in Figure 16, over three quarters (78.5%) of respondents purchased a Yukon resident annual camping permit. This is not surprising as the survey invitations were sent by e-mail to all permit holders for whom the department had an e-mail address. The other respondents would have found out about the survey directly from campground staff or through the social media campaign.

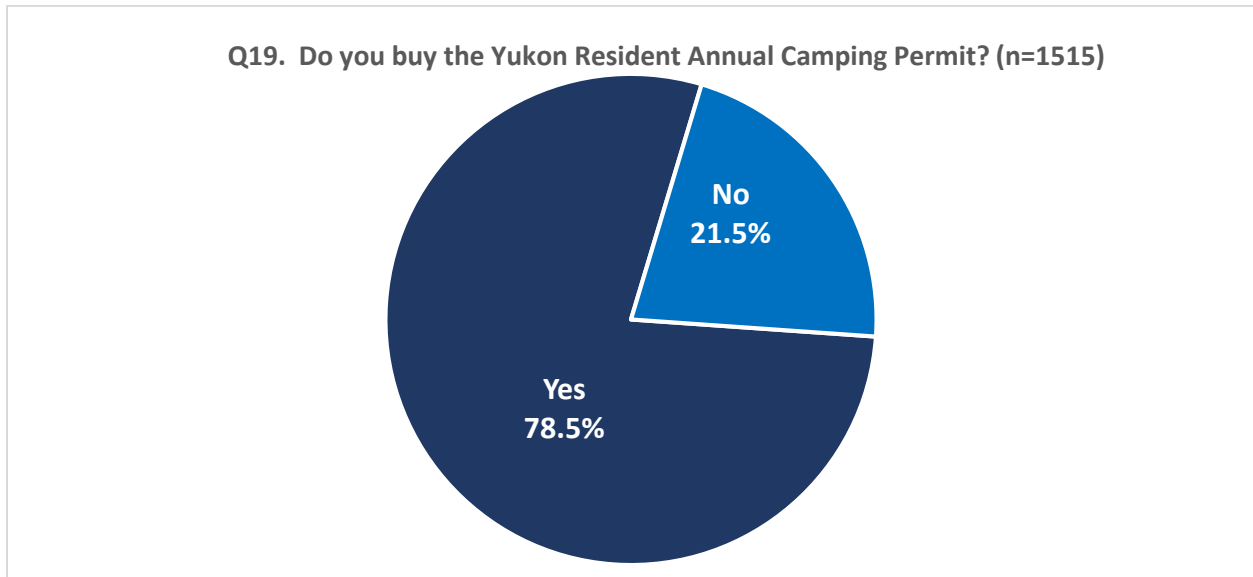


Figure 16. Purchased Yukon Resident Annual Camping Permit

Q20. WHAT IS YOUR GENDER?

More female (52.3%) than male respondents (44.1%) completed the survey (Figure 17).

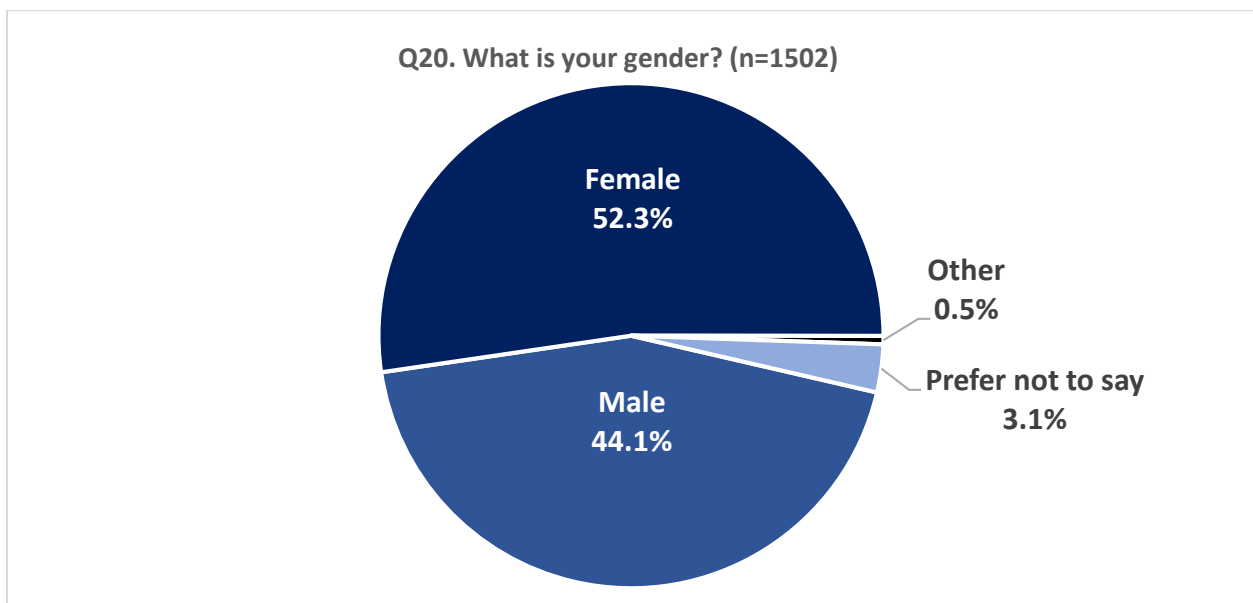


Figure 17. Respondents' Gender

Q21. WHICH OF THE FOLLOWING AGE GROUPS DO YOU BELONG?

The largest portion (27.0%) of the respondents were between 30 and 39 years old; most (93.8%) respondents were 30 or older (Figure 18).

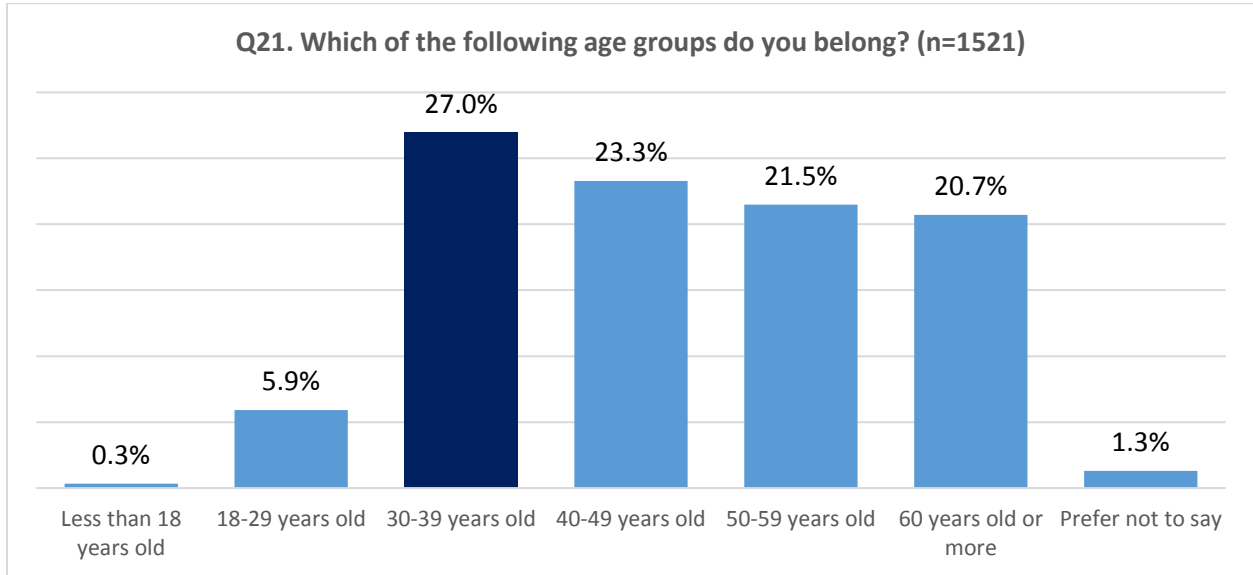


Figure 18. Respondents' Age Group

Q22. WHAT IS YOUR ANNUAL HOUSEHOLD INCOME RANGE BEFORE TAX?

Most (69.4%) of respondents had an annual gross household income greater than \$50,000; more than a third (35.6%) said they had an annual gross household income between \$100,000 and \$250,000 (Figure 19). Of the demographic questions, this question had the highest refusal rate at 16.7%.

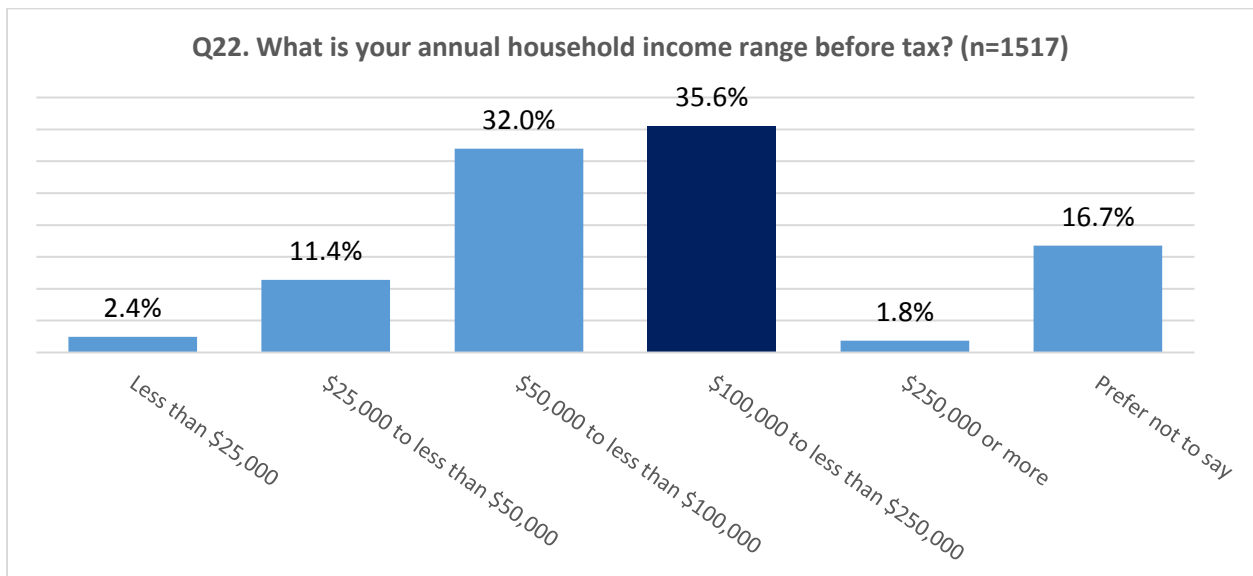


Figure 19. Respondents' Annual Household Income

APPENDIX A – SUMMARY TABLES

Q1. Are you a camper at Yukon government campgrounds?

	Percent
Yes	95.3
No longer camp in Yukon government campgrounds	2.7
Have never camped in Yukon government campgrounds	2.0

Q4. How do you use campgrounds? (Check all that apply.)

	Percent
Do you use the campgrounds as your primary destination?	79.2
Do you use the campgrounds as one of your destinations during a trip?	39.4
Do you use the campgrounds as a stop-over on the way to your primary destination?	27.4

Q5. Most commonly used campgrounds (Check at most three.)

	Percent
Kusawa Lake	39.5
Fox Lake	22.8
Marsh Lake	22.3
Pine Lake	20.6
Twin Lakes	15.3
Wolf Creek	15.1
Tombstone Mountain	12.6
Lake Laberge	11.4
Snafu Lake	11.1
Conrad	9.2
Frenchman Lake	7.5
Dezadeash Lake	7.2
Million Dollar Falls	7.2
Squanga Lake	6.8
Tatchun Lake	6.1
Congdon Creek	6.1
Yukon River	6.0
Aishihik Lake	5.9
Tarfu Lake	5.5
Teslin Lake	5.5
Little Salmon Lake	5.3
Takhini River	5.2
Five Mile Lake	3.8
Watson Lake	3.1
Klondike River	3.0
Quiet Lake South	2.6
Drury Creek	2.5
Lapie Canyon	1.9
Moose Creek	1.9
Ethel Lake	1.7
Frances Lake	1.7
Quiet Lake North	1.7
Nunatuk	1.6
Tatchun Creek	1.4
Simpson Lake	1.3
Big Creek	1.1
Engineer Creek	0.7
Lake Creek	0.7
Nahanni Range	0.5
Rock River	0.5
Snag Junction	0.5
Johnson Lake	0.2

Q6. How long do you typically drive from your Yukon community to reach a Yukon government campground?

	Percent
Less than an hour	10.7
60 - 90 minutes	32.3
90 minutes to 2 hours	31.9
More than 2 hours	21.9
Not a Yukon resident	3.3

Q7. What would encourage you to drive to a campground a little further away? (Check all that apply.)

	Percent
Family fun activities	26.3
Educational programs	14.7
Special events (fishing, birding)	22.8
"Learn to" program	17.4
Cell phone reception	18.3
Improved amenities	23.9
'Quiet' zone within campgrounds	38.0
None of the above	15.3

Q8. Rate your experience with Yukon Government campgrounds.

	Row Percent					
	Excellent	Good	Neutral	Poor	Very Poor	Don't know
Ability to find a suitable campsite	13.6	44.3	17.3	17.3	7.2	0.3
Accessibility	6.3	17.0	21.6	5.2	2.2	47.8
Availability of firewood	44.1	44.0	6.9	3.7	0.7	0.6
Availability of services I need/want	22.4	51.2	20.1	2.6	0.4	3.3
Cleanliness of outhouses	25.8	53.8	13.7	4.4	1.1	1.2
Ease of registration	42.5	48.2	7.5	1.3	0.1	0.4
Experience in nature	39.4	48.3	9.8	1.3	0.4	0.8
Interaction with Park staff	28.0	38.2	19.6	2.2	1.3	10.7
Peace and quiet	16.9	51.5	21.3	8.2	1.8	0.2
Friendly/comfortable atmosphere	29.4	57.6	10.9	1.5	0.3	0.4
Personal safety	33.2	56.6	8.3	1.0	0.1	0.8
Price of permit	63.0	30.5	4.2	0.7	0.4	1.2
Quality of docks and boat launches	13.6	35.8	18.2	6.1	2.8	23.4
Quality of playgrounds	8.0	27.7	22.9	6.4	2.1	32.9
Other campground users' respectfulness	8.7	48.1	27.5	11.1	3.9	0.6
Security of property	15.5	57.9	20.9	3.4	0.8	1.6

Q9. Do Yukon government campgrounds meet your expectations for the type of camping/outdoor experience you are seeking?

	Percent
Always	20.9
Most of the time	63.1
Sometimes	13.4
Rarely	2.3
Don't know	0.3

Q10. What type of camping do you do in Yukon government campgrounds? (Check all that apply.)

	Percent
Tent camping	44.4
RV camping less than 15'	32.7
RV camping 16'-25'	26.5
RV camping 26'-35'	15.2
RV camping greater than 35'	1.9
Other	3.1

**Q11. Which descriptions best fit how you use Yukon government campgrounds?
(Check all that apply.)**

	Percent
Individually	16.6
As a couple	46.9
As a family	52.8
With friends	49.3
Organized group	3.6
Commercial tour	0.3
Other	0.7

Q12. Enter the number of people in each age category attending a typical camping trip.

	Percent
Less than 14 years old	20.8
15-24 years old	7.1
25-34 years old	14.2
35-44 years old	20.5
45-54 years old	14.8
55-64 years old	14.3
More than 65 years old	8.3

Q13. i) Please enter the number of camping trips you took in Yukon government campgrounds in 2015.

	Percent
No trips	5.8
1 trip	4.2
2 trips	10.4
3 trips	13.6
4 trips	14.4
5 trips	14.4
6 trips	12.2
7 to 9 trips	10.1
10 to 12 trips	10.1
13 or more trips	4.9

Q13. ii) Of those camping trips, how many were:

	Percent
1 night	20.1
2 nights	36.1
3 nights	25.0
4-6 nights	13.3
7-14 nights	5.1
More than 14 nights	0.4

Q14. How often do you consider the following factors when choosing a campground?

	Row Percent					
	Always	Most of the time	Sometimes	Rarely	Never	Don't know
Availability of campsite	62.5	28.2	6.8	1.7	0.6	0.2
Distance and travel time from home	24.2	34.0	27.7	7.7	4.6	1.8
Fishing opportunities	23.3	26.0	25.5	10.5	10.1	4.6
Weather forecast	21.7	33.8	28.2	9.9	5.3	1.1
Road conditions	16.8	29.1	31.0	14.6	7.5	1.1
Hiking opportunities	15.4	27.3	34.0	11.8	6.9	4.5
Motorboating or boat ramp	15.1	15.9	18.2	13.0	25.5	12.3
En route to destination	10.3	19.2	34.6	16.4	10.0	9.5
Canoeing opportunities	7.3	15.5	29.5	16.0	19.3	12.5
Children's activities	7.1	12.6	16.3	14.8	27.6	21.7
Sand beach	7.0	20.4	39.3	18.7	10.9	3.8
Gas prices	5.2	10.8	22.3	28.2	28.6	5.0
Biking opportunities	3.8	9.1	27.1	21.6	26.3	12.1
Hunting opportunities	3.2	6.9	17.4	16.8	41.7	13.9

Q18. What is your country of origin?

	Percent
Canada	98.1
United States	1.4
Europe	0.5

Q18. What is your postal code or zip code?

	Percent
Yukon	86.5
British Columbia	1.6
Alberta	1.1
Ontario	0.7
Quebec	0.6
United States	1.4
Don't know	8.2

Q19. Do you buy the Yukon Resident Annual Camping Permit?

	Percent
Yes	78.5
No	21.5

Q20. What is your gender?

	Percent
Male	44.1
Female	52.3
Other	0.5
Prefer not to say	3.1

Q21. Which of the following age groups do you belong to?

	Percent
Less than 18 years old	0.3
18-29 years old	5.9
30-39 years old	27.0
40-49 years old	23.3
50-59 years old	21.5
60 years old or more	20.7
Prefer not to say	1.3

Q22. What is your annual household income range before tax?

	Percent
Less than \$25,000	2.4
\$25,000 to less than \$50,000	11.4
\$50,000 to less than \$100,000	32.0
\$100,000 to less than \$250,000	35.6
\$250,000 or more	1.9
Prefer not to say	16.7

Complete this survey to be eligible for a draw-prize which includes a 2017 Yukon Resident Annual Camping Permit or Yukon Parks ball-cap!

Yukon Parks is doing a short survey to help plan for your camping needs and to provide safe, clean and enjoyable Yukon-based camping experiences. The survey should take no more than 10 minutes. If you prefer, you can complete the survey online: <https://survey.gov.yk.ca/Camping.aspx>

The **Yukon Bureau of Statistics (YBS)** is conducting this survey on behalf of Yukon Parks. Your responses and comments will be compiled and summarized with those of other respondents to analyze and report the results. Individual responses will not be identified in any reports or associated materials. YBS will share your responses with Yukon Parks for internal use only.

Information collected through this survey is protected in accordance with the Statistics Act and the Access to Information and Protection of Privacy Act. If you have any concerns about the confidentiality of your responses, please call Yukon Bureau of Statistics at 867-456-6754.

If you have any questions about the survey, please contact Yukon Parks at 667-5648 (toll-free outside of Whitehorse at 1-800-661-0408 ext. 5648) or yukon.parks@gov.yk.ca.

Thanks for your help!

Dan Paleczny
Director, Yukon Parks
yukon.parks@gov.yk.ca
yukonparks.ca



Part A: General Information

Q.1. Are you a camper at Yukon government campgrounds?

- Yes → **Go to Part B**
- No (no longer camp in Yukon government campgrounds) → **Go to Q.2 and Q.3.**
- No (have never camped in Yukon government campgrounds) → **Go to Q.2 and Q.3.**

Q.2. Please provide your reasons for no longer or never camping at Yukon government campgrounds.

Q.3. What would encourage you to use Yukon government campgrounds? → Go to Part C

Part B: Your Use of Yukon Government Campgrounds

Q.4. How do you use Yukon government campgrounds? (Check all that apply.)

- As my primary destination

- One of my destinations during a trip
- As a stop-over on the way to my primary destination

Q.5. Place a check mark beside the name of three Yukon government campgrounds you most commonly use. Visit www.env.gov.yk.ca/camping for a map of the campgrounds.

<input type="checkbox"/>	Aishihik Lake	<input type="checkbox"/>	Kusawa Lake	<input type="checkbox"/>	Simpson Lake
<input type="checkbox"/>	Big Creek	<input type="checkbox"/>	Lake Creek	<input type="checkbox"/>	Snafu Lake
<input type="checkbox"/>	Congdon Creek	<input type="checkbox"/>	Lake Laberge	<input type="checkbox"/>	Snag Junction
<input type="checkbox"/>	Conrad	<input type="checkbox"/>	Lapie Canyon	<input type="checkbox"/>	Squanga Lake
<input type="checkbox"/>	Dezadeash Lake	<input type="checkbox"/>	Little Salmon Lake	<input type="checkbox"/>	Takhini River
<input type="checkbox"/>	Drury Creek	<input type="checkbox"/>	Marsh Lake	<input type="checkbox"/>	Tarfu Lake
<input type="checkbox"/>	Engineer Creek	<input type="checkbox"/>	Million Dollar Falls	<input type="checkbox"/>	Tatchun Creek
<input type="checkbox"/>	Ethel Lake	<input type="checkbox"/>	Moose Creek	<input type="checkbox"/>	Tatchun Lake
<input type="checkbox"/>	Five Mile Lake	<input type="checkbox"/>	Nahanni Range	<input type="checkbox"/>	Teslin Lake
<input type="checkbox"/>	Fox Lake	<input type="checkbox"/>	Nunatuk	<input type="checkbox"/>	Tombstone Mountain
<input type="checkbox"/>	Frances Lake	<input type="checkbox"/>	Pine Lake	<input type="checkbox"/>	Twin Lakes
<input type="checkbox"/>	Frenchman Lake	<input type="checkbox"/>	Quiet Lake South	<input type="checkbox"/>	Watson Lake
<input type="checkbox"/>	Johnson Lake	<input type="checkbox"/>	Quiet Lake North	<input type="checkbox"/>	Wolf Creek
<input type="checkbox"/>	Klondike River	<input type="checkbox"/>	Rock River	<input type="checkbox"/>	Yukon River

Q.6. How long do you typically drive to reach a Yukon government campground for a camping trip?

- Less than an hour
- 60 – 90 minutes
- 90 minutes to 2 hours
- More than 2 hours
- Not a Yukon resident

Q.7. What activities or services would encourage you to drive to a campground a little further away than you normally would? (Select all that apply)

- Family fun activities
- Educational programs
- Special events such as a fishing or birding weekend
- “Learn to” program (e.g. camp, hike, canoe, etc.)
- Cell phone reception
- Improved amenities
- ‘Quiet’ zone within campgrounds
- Other (specify): _____
- None

Q.8. In your experience, how would you rate the following aspects of Yukon government campgrounds?

	Excellent	Good	Neutral	Poor	Very Poor	Don't know / NA
Ability to find a suitable campsite	<input type="radio"/>	<input type="radio"/>	<input type="radio"/>	<input type="radio"/>	<input type="radio"/>	<input type="radio"/>
Accessibility (e.g., wheelchair)	<input type="radio"/>	<input type="radio"/>	<input type="radio"/>	<input type="radio"/>	<input type="radio"/>	<input type="radio"/>
Availability of firewood	<input type="radio"/>	<input type="radio"/>	<input type="radio"/>	<input type="radio"/>	<input type="radio"/>	<input type="radio"/>

Availability of services I need/ want	<input type="radio"/>	<input type="radio"/>	<input type="radio"/>	<input type="radio"/>	<input type="radio"/>	<input type="radio"/>
Cleanliness of outhouses	<input type="radio"/>	<input type="radio"/>	<input type="radio"/>	<input type="radio"/>	<input type="radio"/>	<input type="radio"/>
Ease of registration	<input type="radio"/>	<input type="radio"/>	<input type="radio"/>	<input type="radio"/>	<input type="radio"/>	<input type="radio"/>
Experience in nature	<input type="radio"/>	<input type="radio"/>	<input type="radio"/>	<input type="radio"/>	<input type="radio"/>	<input type="radio"/>
Interaction with Park staff	<input type="radio"/>	<input type="radio"/>	<input type="radio"/>	<input type="radio"/>	<input type="radio"/>	<input type="radio"/>
Peaceful / quiet	<input type="radio"/>	<input type="radio"/>	<input type="radio"/>	<input type="radio"/>	<input type="radio"/>	<input type="radio"/>
Friendly / comfortable atmosphere	<input type="radio"/>	<input type="radio"/>	<input type="radio"/>	<input type="radio"/>	<input type="radio"/>	<input type="radio"/>
Personal safety	<input type="radio"/>	<input type="radio"/>	<input type="radio"/>	<input type="radio"/>	<input type="radio"/>	<input type="radio"/>
Price of permit	<input type="radio"/>	<input type="radio"/>	<input type="radio"/>	<input type="radio"/>	<input type="radio"/>	<input type="radio"/>
Quality of docks and boat launches	<input type="radio"/>	<input type="radio"/>	<input type="radio"/>	<input type="radio"/>	<input type="radio"/>	<input type="radio"/>
Quality of playgrounds	<input type="radio"/>	<input type="radio"/>	<input type="radio"/>	<input type="radio"/>	<input type="radio"/>	<input type="radio"/>
Other campground users' respectfulness	<input type="radio"/>	<input type="radio"/>	<input type="radio"/>	<input type="radio"/>	<input type="radio"/>	<input type="radio"/>
Security of property	<input type="radio"/>	<input type="radio"/>	<input type="radio"/>	<input type="radio"/>	<input type="radio"/>	<input type="radio"/>

Q.9. Do Yukon government campgrounds meet your expectations for the type of camping / outdoor experience you are seeking?

- Always
- Most of the time
- Sometimes
- Rarely
- Never
- Don't know

Please explain your answer:

Q.10. What type of camping do you do in Yukon government campgrounds?

(Select all that apply).

- Tent camping
- RV camping less than 15' (e.g., truck camper, small trailer)
- RV camping 16'-25'
- RV camping 26'-35'
- RV camping greater than 35'
- Other (please specify): _____

Q.11. Which description best fits how you use Yukon government campgrounds?

(Select all that apply).

- Individually
- As a couple
- As a family
- With friends
- In a group (school, not-for profit, or event)
- Commercial tour
- Other (please specify): _____

Q.12. Thinking about your typical camping group when you visit Yukon government campgrounds, please enter the number of people in each age category.

Age	< 14	15-24	25-34	35-44	45-54	55-64	65+
-----	------	-------	-------	-------	-------	-------	-----

	years old	years old	years old	years old	years old	years old	years old
Number of people							

Q.13. i) Please enter the number of camping trips you took in Yukon government campgrounds in 2015: _____

Q.13 ii) Of those camping trips, how many were:

Length of Stay	Number of Camping Trips
1 night	
2 nights	
3 nights	
4-6 nights	
7-14 nights	
More than 14 nights	

Q.14. How often do you consider the following factors when choosing a campground?

	Always	Most of the time	Some of the time	Rarely	Never	N/A
Availability of campsite	<input type="radio"/>	<input type="radio"/>	<input type="radio"/>	<input type="radio"/>	<input type="radio"/>	<input type="radio"/>
Children's activities	<input type="radio"/>	<input type="radio"/>	<input type="radio"/>	<input type="radio"/>	<input type="radio"/>	<input type="radio"/>
Canoeing opportunities	<input type="radio"/>	<input type="radio"/>	<input type="radio"/>	<input type="radio"/>	<input type="radio"/>	<input type="radio"/>
Biking opportunities	<input type="radio"/>	<input type="radio"/>	<input type="radio"/>	<input type="radio"/>	<input type="radio"/>	<input type="radio"/>
Distance and travel time from home	<input type="radio"/>	<input type="radio"/>	<input type="radio"/>	<input type="radio"/>	<input type="radio"/>	<input type="radio"/>
En route to destination	<input type="radio"/>	<input type="radio"/>	<input type="radio"/>	<input type="radio"/>	<input type="radio"/>	<input type="radio"/>
Fishing opportunities	<input type="radio"/>	<input type="radio"/>	<input type="radio"/>	<input type="radio"/>	<input type="radio"/>	<input type="radio"/>
Hunting opportunities	<input type="radio"/>	<input type="radio"/>	<input type="radio"/>	<input type="radio"/>	<input type="radio"/>	<input type="radio"/>
Hiking opportunities	<input type="radio"/>	<input type="radio"/>	<input type="radio"/>	<input type="radio"/>	<input type="radio"/>	<input type="radio"/>
Motorboating or boat ramp	<input type="radio"/>	<input type="radio"/>	<input type="radio"/>	<input type="radio"/>	<input type="radio"/>	<input type="radio"/>
Road conditions	<input type="radio"/>	<input type="radio"/>	<input type="radio"/>	<input type="radio"/>	<input type="radio"/>	<input type="radio"/>
Sand beach	<input type="radio"/>	<input type="radio"/>	<input type="radio"/>	<input type="radio"/>	<input type="radio"/>	<input type="radio"/>
Weather forecast	<input type="radio"/>	<input type="radio"/>	<input type="radio"/>	<input type="radio"/>	<input type="radio"/>	<input type="radio"/>
Gas prices	<input type="radio"/>	<input type="radio"/>	<input type="radio"/>	<input type="radio"/>	<input type="radio"/>	<input type="radio"/>

Q.15. What other factors do you usually consider when planning a camping trip?

Q.16. Please complete the following sentences:

I like Yukon government campgrounds because ...

I wish Yukon government campgrounds ...

Q.17. Please share any final comments, questions or concerns about camping in Yukon government campgrounds.

Part C: Information About You

Please remember, this information and your privacy are protected by law. It helps us improve our programs and ensure good representation of all people in the survey.

Q.18. What is your postal code, zip code or (if no postal/zip code) country of origin?

Q.19. Do you buy the Yukon Resident Annual Camping Permit?

- Yes
- No
- No, I'm a Yukon senior (I get my daily or annual pass for free)
- Not applicable (I'm not a Yukon resident)
- Other (please specify): _____

Q.20. What is your gender?

- i. Male
- ii. Female
- iii. Other
- iv. Prefer not to say

Q.21. Which of the following age group do you belong?

- Less than 18 years old
- 18-29 years old
- 30-39 years old
- 40-49 years old
- 50-59 years old
- 60 years old or more
- Prefer not to say

Q.22. What is your annual household income range before tax?

- Less than \$25,000
- \$25,000 to less than \$50,000
- \$50,000 to less than \$100,000
- \$100,000 to less than \$250,000
- \$250,000 or more
- Prefer not to say

Q.23. Can Yukon Parks contact you about your responses?

- Yes → Email: _____ Phone number: _____
- No

Q.24. Can Yukon Parks enter your email or phone number for a draw prize?

- Yes → Email: _____ Phone number: _____
 No

Thank you for completing the survey!

To submit the survey, you may seal it in the self-addressed envelope and:

- place it in a campground pay station box;
- give it to a Yukon Parks employee;
- drop it off at any Yukon government office (for internal mail delivery);
- mail it to the Yukon Bureau of Statistics, or
- fill it out online at www.survey.gov.yk.ca/camping.aspx

Check online for the latest information on campground availability or to obtain the Yukon Resident Annual Camping Permit!

www.yukonparks.ca

Like us on Facebook