

YUKON COLLEGE
FINANCIAL STATEMENTS
June 30, 2014

This page intentionally left blank.

YUKON COLLEGE
Management Responsibility

The financial statements are the responsibility of management and the Board of Governors of the College. The financial statements have been prepared in accordance with Canadian public sector accounting standards with Section 4200 series for government not-for-profit organizations. The financial statements include estimates based on the experience and judgement of management. The financial statements present fairly the financial position of the College as at June 30, 2014 and comparative periods, and the results of its operations and cash flows for the years then ended.

The College maintains books of account, financial and management control, and information systems, together with management practices designed to provide reasonable assurance that reliable and accurate financial information is available on a timely basis, that assets are safeguarded and controlled, that resources are managed economically and efficiently in the attainment of College objectives and that operations are carried out effectively.

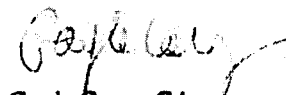
These systems and practices are also designed to provide reasonable assurance that transactions are in accordance with the *Yukon College Act*, bylaws and policies of the College.

The Board of Governors is responsible for ensuring that management fulfils its responsibilities for financial reporting and internal control. The Board meets on a periodic basis with management and the external auditor to review the scope and results of the annual audit, and to review the financial statements and related financial reporting matters. The Board of Governors has reviewed and approved the financial statements.

These financial statements for the years ended June 30, 2014 and comparative periods have been independently audited by the College's auditor, the Auditor General of Canada, and his report is included herein.



Dr. Karen Barnes
President



Gayle Corry, CA
Director Finance & Administrative Services

December 13, 2014



INDEPENDENT AUDITOR'S REPORT

To the Board of Governors of the Yukon College

I have audited the accompanying financial statements of the Yukon College, which comprise the statement of financial position as at 30 June 2014, and the statement of operations, statement of changes in net assets and statement of cash flows for the year then ended, and a summary of significant accounting policies and other explanatory information.

Management's Responsibility for the Financial Statements

Management is responsible for the preparation and fair presentation of these financial statements in accordance with Canadian public sector accounting standards, and for such internal control as management determines is necessary to enable the preparation of financial statements that are free from material misstatement, whether due to fraud or error.

Auditor's Responsibility

My responsibility is to express an opinion on these financial statements based on my audit. I conducted my audit in accordance with Canadian generally accepted auditing standards. Those standards require that I comply with ethical requirements and plan and perform the audit to obtain reasonable assurance about whether the financial statements are free from material misstatement.

An audit involves performing procedures to obtain audit evidence about the amounts and disclosures in the financial statements. The procedures selected depend on the auditor's judgment, including the assessment of the risks of material misstatement of the financial statements, whether due to fraud or error. In making those risk assessments, the auditor considers internal control relevant to the entity's preparation and fair presentation of the financial statements in order to design audit procedures that are appropriate in the circumstances, but not for the purpose of expressing an opinion on the effectiveness of the entity's internal control. An audit also includes evaluating the appropriateness of accounting policies used and the reasonableness of accounting estimates made by management, as well as evaluating the overall presentation of the financial statements.

I believe that the audit evidence I have obtained is sufficient and appropriate to provide a basis for my audit opinion.

Opinion

In my opinion, the financial statements present fairly, in all material respects, the financial position of the Yukon College as at 30 June 2014, and the results of its operations and its cash flows for the year then ended in accordance with Canadian public sector accounting standards.

Lana Dar, CPA, CA
Principal
for the Auditor General of Canada

13 December 2014
Vancouver, Canada

YUKON COLLEGE
Statement of Financial Position
As at June 30, 2014

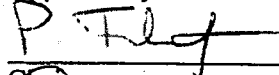
| ASSETS | <u>June 30, 2014</u> | <u>June 30, 2013</u> |
|---|----------------------|----------------------|
| Current Assets | | |
| Cash (note 4) | \$ 4,727,479 | \$ 4,380,620 |
| Accounts receivable | 3,481,563 | 3,275,421 |
| Inventories | 149,213 | 134,349 |
| Prepaid expenses | <u>53,858</u> | <u>54,346</u> |
| | \$ 8,412,113 | \$ 7,844,736 |
| Other Assets | | |
| Restricted cash (note 5) | 2,160,825 | 2,069,039 |
| Accrued pension benefit asset (note 6 a) | 13,813,900 | 14,017,600 |
| Capital assets (note 7) | 6,112,803 | 3,080,875 |
| Deposit on capital asset purchase | - | 809,564 |
| | <u>\$ 30,499,641</u> | <u>\$ 27,821,814</u> |
| LIABILITIES AND NET ASSETS | | |
| Current Liabilities | | |
| Accounts payable and accrued liabilities | \$ 1,856,552 | \$ 2,119,584 |
| Deferred contributions (note 9) | 2,380,418 | 1,967,169 |
| Vacation leave and employee future benefits | <u>2,344,928</u> | <u>2,398,204</u> |
| | <u>6,581,898</u> | <u>6,484,957</u> |
| Long-term Liabilities | | |
| Deferred capital contributions (note 16) | 2,456,352 | - |
| Other employee future benefits (note 6 b) | <u>3,730,900</u> | <u>3,696,400</u> |
| | <u>6,187,252</u> | <u>3,696,400</u> |
| Net Assets | | |
| Capital (note 7) | 6,112,803 | 3,080,875 |
| Externally restricted for endowments (note 8) | 1,975,313 | 1,963,789 |
| Externally restricted for pension (note 6 a) | 13,813,900 | 14,017,600 |
| Unrestricted | <u>(4,171,525)</u> | <u>(1,421,807)</u> |
| | 17,730,491 | 17,640,457 |
| | <u>\$ 30,499,641</u> | <u>\$ 27,821,814</u> |

Commitments (note 14)


Contingent liabilities (note 15)

The accompanying notes are an integral part of the financial statements.

Approved by the Board of Governors



Chair



Member

YUKON COLLEGE
Statement of Operations
For the year ended June 30

| | <u>2014</u> | <u>2013</u> |
|--|----------------------|----------------------|
| Revenues | | |
| Contributions, Government of Yukon (note 11) | \$ 22,580,322 | \$ 21,865,843 |
| Contracts (note 13) | 14,988,625 | 15,599,302 |
| Sales, rentals and services | 1,569,109 | 1,479,633 |
| Miscellaneous income (note 12) | 1,207,845 | 1,365,496 |
| Tuition and registration fees | 1,162,789 | 1,147,836 |
| Student assistance/scholarships (note 13) | 605,671 | 648,799 |
| Amortization of deferred capital contributions (note 16) | 195,397 | - |
| Interest income | 60,672 | 86,407 |
| | <u>\$ 42,370,430</u> | <u>\$ 42,193,316</u> |
| Expenses (note 10) | | |
| Direct instruction | \$ 15,178,729 | \$ 15,087,763 |
| Direct instructional support | 7,991,780 | 7,339,945 |
| General administration | 6,458,216 | 7,061,764 |
| Services received without charge (note 11) | 4,207,154 | 3,789,576 |
| Research | 3,930,131 | 3,670,683 |
| Cost of sales | 1,759,075 | 1,591,877 |
| Facility services and utilities | 1,379,697 | 1,247,391 |
| Student assistance/scholarships | 605,671 | 648,799 |
| Amortization of capital assets | 464,814 | 311,065 |
| Miscellaneous | 131,727 | 86,251 |
| Employee leave and termination benefits | (18,774) | 454,414 |
| | <u>\$ 42,088,220</u> | <u>\$ 41,289,528</u> |
| Net operating surplus | \$ 282,210 | \$ 903,788 |
| (Decrease) increase in accrued pension benefit asset | <u>(203,700)</u> | <u>156,200</u> |
| Total surplus of revenues over expenses | <u>\$ 78,510</u> | <u>\$ 1,059,988</u> |

The accompanying notes are an integral part of the financial statements.

YUKON COLLEGE
Statement of Changes in Net Assets
For the year ended June 30

| | <u>Unrestricted</u> | <u>Capital</u> | <u>Externally Restricted for Endowments</u> | <u>Externally Restricted for Pension</u> | <u>2014 Total</u> | <u>2013 Total</u> |
|--|-----------------------|---------------------|---|--|----------------------|----------------------|
| Balance, beginning of year | \$ (1,421,807) | \$ 3,080,875 | \$ 1,963,789 | \$ 14,017,600 | \$ 17,640,457 | \$ 16,586,510 |
| Capital assets acquired (note 7) | - | 3,496,742 | - | - | 3,496,742 | 812,714 |
| Amortization of capital assets (note 7) | - | (464,814) | - | - | (464,814) | (311,065) |
| Change in net assets - Capital (note 7) | (3,031,928) | - | - | - | (3,031,928) | (501,650) |
| Endowment contributions (note 8) | - | - | 11,524 | - | 11,524 | (6,040) |
| Decrease in pension benefit asset | 203,700 | - | - | (203,700) | - | - |
| Total surplus of revenues over expenses | 78,510 | - | - | - | 78,510 | 1,059,988 |
| Balance, end of year | <u>\$ (4,171,525)</u> | <u>\$ 6,112,803</u> | <u>\$ 1,975,313</u> | <u>\$ 13,813,900</u> | <u>\$ 17,730,491</u> | <u>\$ 17,640,457</u> |

The accompanying notes are an integral part of the financial statements.

YUKON COLLEGE
Statement of Cash Flows
For the year ended June 30

| | <u>2014</u> | <u>2013</u> |
|--|---------------------|---------------------|
| Cash flows provided from operating activities: | | |
| Total surplus of revenues over expenses | \$ 78,510 | \$ 1,059,988 |
| Items not affecting cash | | |
| Amortization of capital assets (note 7) | 464,814 | 311,065 |
| Amortization of deferred capital contributions | (195,397) | - |
| Increase (decrease) in non-cash working capital balances | (123,577) | (182,312) |
| Increase (decrease) in accrued pension benefit asset | 203,700 | (156,200) |
| Increase in other employee future benefits | 34,500 | 51,800 |
| Cash flows provided from operating activities | <u>462,550</u> | <u>1,084,341</u> |
| Cash flows used in investing activities: | | |
| Increase in restricted cash | <u>(91,786)</u> | <u>(15,110)</u> |
| Cash flows used in investing activities | <u>(91,786)</u> | <u>(15,110)</u> |
| Cash flows used in capital activities: | | |
| Capital assets acquired (note 7) | (2,687,178) | (812,714) |
| Deposit on capital asset purchase | - | (809,564) |
| Cash flows used in capital activities | <u>(2,687,178)</u> | <u>(1,622,278)</u> |
| Cash flows provided from financing activities: | | |
| Endowment contributions (disbursements) (note 8) | 11,524 | (6,040) |
| Increase in deferred capital contributions | 2,651,749 | - |
| Cash flows provided from (used in) financing activities | <u>2,663,273</u> | <u>(6,040)</u> |
| Change in cash: | | |
| Net increase (decrease) in cash | 346,859 | (559,087) |
| Cash | | |
| Beginning of year | 4,380,620 | 4,939,707 |
| End of year | <u>\$ 4,727,479</u> | <u>\$ 4,380,620</u> |

The accompanying notes are an integral part of the financial statements.

YUKON COLLEGE
Notes to Financial Statements
Year ended June 30, 2014

1. Purpose of the organization

Yukon College (the College) is a post-secondary educational institution and is incorporated under the *Yukon College Act*. The College is a not-for-profit organization and is a registered charity under the *Income Tax Act*. A significant portion of its funding is provided by the Government of Yukon. The College is not an institution of the Government of Yukon and, except to the extent an agency relationship is created by contracts with the Government, the College is not an agent of the Government. The purpose of the College is to provide excellent, relevant and accessible learning opportunities.

The Hill Top Bistro and Culinary Arts Society (the Society) is incorporated under the *Societies Act* of the Yukon. The purpose of the Society is to provide training and development opportunities to those interested in participating in the culinary arts and hospitality programs offered by the College. The College controls the Society as its employees are directors of the organization. The Society operates out of the College's main campus building with the assistance of College employees from the Culinary Program and the accounting function of the Society is performed by the College. The Society's year end is March 31. For the year ended March 31, 2014, the Society had revenues of \$26,486 (2013 - \$42,867) and expenses of \$25,364 (2013 - \$35,590) for a surplus of \$1,122 (2013 - \$7,277). There were no significant transactions between the year-end date and June 30. Total assets were \$24,438 (2013 - \$28,797) and total liabilities were \$16,539 (2013 - \$22,020) with a cumulative net surplus of \$7,899 (2013 - \$6,776). The Society is not consolidated in the College's financial statements.

2. Significant accounting policies

a) Basis of presentation

The financial statements have been prepared by management in accordance with Canadian public sector accounting standards. The College has elected to apply the Section 4200 series for government-not-for-profit organizations.

b) Financial instruments

All financial instruments of the College are recorded at cost or amortized cost. The College does not have any financial instruments that are carried at fair value.

c) Accounts receivable

Accounts receivable is recorded at the principal amount less valuation allowances.

d) Capital assets

Purchased equipment and leasehold improvements are recorded at cost, net of accumulated amortization. The items are amortized on a straight-line basis over their estimated useful lives. The College has not received any contributed capital assets of significant value during the year.

| | <u>Years</u> |
|--|--------------|
| Equipment – general | 10 |
| Leasehold improvements | 20 |
| Equipment – electronic data processing | 3 |
| Furniture & fixtures | 10 |
| Mobile trailers | 20 |
| Vehicles | 5 |

The Works of Art are capitalized at cost and no amortization is recorded.

e) Inventories

Inventories are valued at the lower of cost and net realizable value.

YUKON COLLEGE
Notes to Financial Statements
Year ended June 30, 2014

2. Significant accounting policies (continued)

f) Contributed services

The College benefits from services provided by volunteers in assisting the institution in carrying out its activities. The fair value of these services is not determinable and accordingly is not included in the financial statements.

g) Employee future benefits

Pension benefits

The Yukon College Employees' Pension Plan is a contributory defined benefit pension plan. The pension plan fund provides mandatory pension benefits for all full-time employees and optional benefits for part-time employees of the College after 24 months of continuous service. The College's pension plan provides for defined retirement benefits based on an employee's years of service and average final earnings, in accordance with the federal *Pension Benefits Standards Act*, and is indexed in accordance with the change in Consumer Price Index for 12 months ending September 30th. For the solvency deficiency, the College has obtained a letter of credit in lieu of making solvency payments. The amount of the letter of credit is equal to the amount of solvency payments required as determined by the actuary. Contributions by the College are recorded in the financial statements using an accrued benefit method. The College has contracted with external organizations to provide the services of trustee, administration, consulting and investment management for the pension plan. The pension plan assets are held by a trustee and separate financial statements are prepared for the pension plan.

The College accrues its obligations under the pension plan and the related costs, net of plan assets.

The cost of pension benefits earned by employees is actuarially determined using the projected benefit method prorated on service and management's best estimate of expected plan investment performance, inflation rates, salary escalation, and retirement ages of employees.

For the purpose of calculating the expected return on plan assets, those assets are valued at fair value. Past service costs from plan amendments are accounted for in the period of the plan amendments.

The cost of the retirement benefits recognized during the period is comprised of the retirement benefits expense and the retirement benefits interest expense.

Actuarial gains and losses are amortized on a straight-line basis over the expected average remaining service life of the related employee group, which is estimated to be 9 years.

Other non-pension benefits

The cost of benefit plans, other than pension, including severance benefits, non-vesting but accumulating sick leave and special leave and managers' accrued leave, payable upon termination of employment, death or retirement, is actuarially determined using the projected accrued benefit method prorated on employment services using management's best estimate of inflation rates, salary escalation, retirement ages of employees, and is recognized over the period in which the benefits are earned (i.e. the period the employee renders service to the College). The College accrues other vacation and leave benefits for employees as earned. Actuarial gains and losses are amortized on a straight-line basis over the expected average remaining service life of the related employee group, which is estimated to be 9 years (2013 - 8.8 years).

h) Employee vacation leave

Employee vacation leave is expensed as the benefits accrue to employees under their respective terms of employment.

YUKON COLLEGE
Notes to Financial Statements
Year ended June 30, 2014

2. Significant accounting policies (continued)

i) Revenue recognition

The College follows the deferral method of accounting for contributions. Restricted contributions are recognized as revenue on the same basis and in the same periods as expenses under the terms of the restrictions. Contributions restricted for the purchase of capital assets are deferred and amortized into revenue at a rate corresponding with the amortization rate for the related capital assets.

Unrestricted contributions, such as operating grants, are recognized as revenue when received or receivable, if the amount to be received can be reasonably estimated and collection is reasonably assured.

Endowment contributions are recognized as direct increases in endowment net assets. Interest earned on endowment contributions that are restricted are deferred until the interest is spent on the specified purpose. Unrestricted interest earned on investments are recorded as revenue when earned.

Sales, rentals and services, miscellaneous income, and tuition and registration fees are reported as revenue at the time the services are substantially provided or the products are delivered. Tuition fees received in advance of courses being delivered are deferred and recognized when the courses are delivered.

The College provides education, rentals, research and services to private companies, federal and territorial government departments, agencies and corporations through contractual arrangements. Payments received under these contracts for which the development and delivery of courses and projects are not completed are recorded as deferred revenue until completion in accordance with the terms of the agreements (see note 9).

j) Allocation of expenses

The College allocates the majority of its expenses by function. General administration expenses are not allocated to other functions but are disclosed separately. The College does not incur any significant expenses for fundraising. Administration related to fundraising is included in general administration expenses.

k) Restrictions on net assets

Invested in capital assets represents the amount the College has spent on capital assets using its own funding sources.

Endowment net assets include endowment principal which must remain unexpended.

The accrued pension benefit asset is restricted in order to meet future pension obligations.

l) Internal appropriations

Internal appropriations are established under the authority of the Board of Governors, by appropriation from unrestricted net assets and other employee future benefits to provide for anticipated fiscal requirements not funded from other sources.

m) Services provided without charge

The free rental of the College's main campus and certain other facilities provided by the Government is recorded as contribution revenue and certain offsetting operating expenses (see note 11).

n) Use of estimates

The preparation of financial statements in accordance with Canadian public sector accounting standards applicable for government not-for-profit organizations requires management to make estimates and assumptions that affect the reported amount of assets and liabilities and disclosure of lease commitments at the date of the financial statements and the reported amount of revenue and expenses for the year.

Significant areas requiring the use of management estimates relate to the determination of the defined benefit pension plan surplus and the liabilities for other employee future benefits, and the estimated useful lives of capital assets. Financial results as determined by actual events could differ significantly from these estimates. Estimates are reviewed annually and as adjustments become necessary, they are recorded in the financial statements in the period which they become known.

YUKON COLLEGE
Notes to Financial Statements
Year ended June 30, 2014

2. Significant accounting policies (continued)

o) Contingent liabilities

Contingent liabilities may arise from time to time in the normal course of operations. Liabilities on any litigation are recognized in the financial statements when it is likely that a future event will confirm that a liability has been incurred at the date of the financial statements and the amount can be reasonably estimated.

3. Financial risk management

(a) Fair value of financial instruments

The College's financial instruments consist of cash, accounts receivable, restricted cash and accounts payable and accrued liabilities. The fair values of the College's financial instruments approximate their carrying values.

(b) Financial risks

The College's financial instruments are exposed to the following risks: credit risk, interest rate risk, foreign exchange risk, and liquidity risk. The College manages these risk exposures on an ongoing basis. The College is not party to any financial derivatives.

Credit risk

Credit risk arises from the possibility that the issuer of a financial instrument fails to meet its obligation. The carrying amount of cash, restricted cash and accounts receivable represents the maximum credit exposure. The credit risk associated with these instruments is considered to be minimal due to the nature of the instruments and the fact that the majority of the accounts receivable are due from the federal, territorial, first nation and municipal governments.

Credit risk on cash and restricted cash is minimized as these assets are held with a Canadian Chartered bank and an investment firm affiliated with the bank.

Information regarding the College's accounts receivable is as follows:

| | <u>2014</u> | <u>2013</u> |
|---|--------------|--------------|
| Carrying value | \$ 3,481,563 | \$ 3,275,421 |
| Allowance for doubtful accounts | \$ 11,761 | \$ 12,575 |
| Accounts receivable % less than 30 days | 82% | 69% |
| Accounts receivable % over 90 days | 12% | 16% |

Interest rate risk

Interest rate risk is the risk that the fair value or future cash flows of a financial instrument will fluctuate because of changes in the market interest rates. The College is not exposed to significant interest rate risk on its cash and restricted cash, which are held in a Canadian chartered bank and an investment firm affiliated with the bank.

YUKON COLLEGE
Notes to Financial Statements
Year ended June 30, 2014

3. Financial risk management (continued)

Foreign exchange risk

Foreign exchange risk is the risk that the value of financial assets and liabilities denominated in foreign currencies will fluctuate due to changes in their respective exchange rates. The College is not exposed to any significant foreign exchange risk because instruments held in foreign currency are not considered significant.

Liquidity risk

Liquidity risk is the risk that the entity will not be able to meet its financial obligations as they become due. The College monitors its cash balance and cash flows from operations to ensure that it has sufficient liquidity on hand to meet its liabilities when due.

The College manages liquidity risk by continually monitoring actual and forecasted cash flows from operations and anticipated investing and financing activities to ensure, as far as possible, that it will always have sufficient liquidity to meet its liabilities when due, under both normal and stressed conditions, without incurring unacceptable losses or risking damage to the College's reputation. As at June 30, 2014 and 2013, substantially all of the College's accounts payable and accrued liabilities is due within 6 months of year-end.

4. Cash

The College has, if needed, an operating demand line of credit with its banker that allows the College to borrow up to \$500,000 at bank prime. The credit line was unused at year-end and at June 30, 2013. The College's credit facility interest rates are subject to fluctuations in the prime rate.

Cash includes \$1,476,509 (2013 - \$504,550) of unrestricted cash and \$3,250,970 (2013 - \$3,876,070) of short-term restricted balances.

5. Restricted cash

Restricted cash includes \$1,975,313 (2013 - \$1,963,788) for endowments (note 8) and \$185,512 (2013 - \$105,251) for long-term prepaid leave.

Restricted cash consists of high interest savings accounts and the average annual return on restricted cash was 1.3% (2013 - 1.4 %).

6. Employee future benefits

a) Pension benefits

Assets in the Yukon College Employees' Pension Plan are based on fair values as reported by the custodian of the funds as at June 30, 2014. No adjustment is made for contributions/payments in transit at that date.

An actuarial valuation for accounting purposes was performed as of June 30, 2014 by Morneau Shepell using the projected benefits method prorated on services. The next actuarial valuation for accounting purposes will be performed as of June 30, 2015.

An actuarial valuation for funding purposes was performed as of June 30, 2013 and the next actuarial valuation for funding purposes will be performed as of June 30, 2014 and will be completed by December 31, 2014. The actuarial valuation for funding purposes performed by the actuary in 2013 established the College's required current service contributions as 193.9% (2012 - 183.7%) of employee contributions. Under economic and demographic assumptions used in these calculations, this level of College contributions together with the employee contributions is sufficient to fund the current service costs of the pension plan benefits.

Total benefit payments were \$2,957,400 (2013 - \$2,179,800).

YUKON COLLEGE
Notes to Financial Statements
Year ended June 30, 2014

6. Employee future benefits (continued)

(a) Pension benefits (continued)

The actuarial valuation was based on a number of assumptions about future events, such as inflation rates, interest rates, wage and salary increases and employee turnover and mortality. The assumptions used reflect management's best estimates of these future events. Key assumptions are summarized below:

| | <u>2014</u> | <u>2013</u> |
|--|------------------------|------------------------|
| Weighted-average assumptions for benefit costs | | |
| Discount rate | 5.90 % | 6.00 % |
| Expected long-term rate of return on plan assets | 5.90 % | 6.00 % |
| Rate of compensation increase | 4.25 % | 4.25 % |
| Weighted-average assumptions of accrued benefit obligation | | |
| Discount rate | 5.80 % | 5.90 % |
| Rate of compensation increase | 4.25 % | 4.25 % |
| | <u>2014</u> | <u>2013</u> |
| Change in accrued benefit obligation: | | |
| Accrued benefit obligation - beginning of year | \$ 59,761,600 | \$ 53,573,800 |
| Current service cost | 2,334,200 | 1,516,500 |
| Interest cost | 3,543,100 | 3,224,400 |
| Employee contributions | 1,205,000 | 994,900 |
| Benefits paid | (2,957,400) | (2,179,800) |
| Actuarial losses | 2,346,300 | 2,631,800 |
| Accrued benefit obligation - end of year | <u>\$ 66,232,800</u> | <u>\$ 59,761,600</u> |
| Change in plan assets: | | |
| Fair value of plan assets - beginning of year | \$ 68,150,800 | \$ 61,914,200 |
| Actual return on plan assets | 13,673,800 | 5,643,600 |
| Employer contributions | 2,329,200 | 1,777,900 |
| Employee contributions | 1,205,000 | 994,900 |
| Benefits paid | (2,957,400) | (2,179,800) |
| Fair value of plan assets - end of year | <u>\$ 82,401,400</u> | <u>\$ 68,150,800</u> |
| Reconciliation of funded status: | | |
| Accrued benefit obligation - end of year | \$ 66,232,800 | \$ 59,761,600 |
| Fair value of plan assets | <u>(82,401,400)</u> | <u>(68,150,800)</u> |
| Funding surplus (deficit) | (16,168,600) | (8,389,200) |
| Unamortized net actuarial gain (loss) | 2,354,700 | (5,628,400) |
| Accrued pension benefit asset | <u>\$ (13,813,900)</u> | <u>\$ (14,017,600)</u> |

YUKON COLLEGE
Notes to Financial Statements
Year ended June 30, 2014

6. Employee future benefits (continued)

a) Pension benefits (continued)

| | <u>2014</u> | <u>2013</u> |
|--|---------------------|---------------------|
| Elements of defined pension plan benefit costs recognized in the year: | | |
| Current service cost, net of employee contributions | \$ 2,334,200 | \$ 1,516,500 |
| Interest cost on benefit obligation | 3,543,100 | 3,224,400 |
| Actual return on plan assets | (13,673,800) | (5,643,600) |
| Actuarial loss on accrued benefit obligation | <u>2,346,300</u> | <u>2,631,800</u> |
| Elements of employee future benefit costs before adjustments to recognize the long-term nature of employee future benefit costs | (5,450,200) | 1,729,100 |
| Adjustment to recognize the long-term nature of employee future benefit costs: | | |
| Difference between expected return and actual return on plan assets for year | 9,635,900 | 1,911,000 |
| Difference between actuarial (gain) loss recognized for the year and actual actuarial benefit (gain) loss on accrued benefit obligation for the year | <u>(1,652,800)</u> | <u>(2,018,400)</u> |
| Net periodic pension cost recognized | <u>\$ 2,532,900</u> | <u>\$ 1,621,700</u> |
| Based on fair value of plan assets held as at June 30, the assets were composed of: | | |
| Equity securities | <u>63%</u> | <u>61%</u> |
| Debt securities | 35% | 37% |
| Other | <u>2%</u> | <u>2%</u> |
| Total | 100% | 100% |

The accrued benefit asset has been recorded on the College's books of account and is included on the statement of financial position as at June 30, 2014.

The funded status of the pension plan, a surplus of \$51,700 as at June 30, 2013 (June 30, 2012 - \$2,403,400), has been determined on the basis that the pension plan remains a going concern. As at June 30, 2013, the date of the most recent actuarial valuation for funding purposes, the pension plan had a deficit of \$19,835,400 (June 30, 2012 - \$19,794,100) if valued on the basis that the pension plan were terminated/wound up as at June 30, 2013.

The solvency ratio of the pension plan was 78.5% at June 30, 2013 (2012 – 76.3%). During the fiscal year the College contributed \$2,329,200 (2013 - \$1,777,900) to the pension plan. The Government of Yukon did not provide pension funding to the College during the year but provided \$174,000 in 2013 (note 11). All required contributions to the pension plan have been made.

YUKON COLLEGE
Notes to Financial Statements
Year ended June 30, 2014

6. Employee future benefits (continued)

a) Pension benefits (continued)

In May 2011, the College acquired a letter of credit for the pension plan. The *Pension Benefits Standards Act* permits that letters of credit can be obtained in lieu of making special solvency payments. The letter of credit is an escalating letter of credit that increases by \$269,167 (2013 - \$210,692) per month up to an amount of \$10,583,533 (2013 - \$6,710,308), which is the estimated amount of solvency payments required up to June 30, 2015. The value of this letter of credit at June 30, 2014 was \$7,353,533 (2013 - \$4,182,008). The letter of credit expires on June 30, 2015 but the College plans to renew the letter of credit no later than May 2015 as required by the legislation and in the amount determined by the actuarial valuation for June 30, 2014. The letter of credit is guaranteed by the Government of Yukon.

b) Other employee future benefits

The non-pension benefit plan is not funded and thus has no assets, resulting in a plan deficit equal to the accrued benefit obligation. The benefits include severance, prorated sick leave, special leave and other outstanding leave entitlements and will be paid from future sources of revenue. The actuarial valuation of the accrued benefit liability as at June 30, 2014 is:

| | <u>2014</u> | <u>2013</u> |
|---|---------------------|---------------------|
| Accrued benefit obligation, end of year | \$ 4,489,800 | \$ 4,235,900 |
| Unamortized actuarial gain (loss) | <u>12,600</u> | <u>200,500</u> |
| Actuarially determined other employee future benefits, end of year | 4,502,400 | 4,436,400 |
| Less: Current portion included in vacation leave and employee future benefits | <u>(771,500)</u> | <u>(740,000)</u> |
| Long-term portion other employee future benefits, end of year | <u>\$ 3,730,900</u> | <u>\$ 3,696,400</u> |

The annual benefit plan cost and change in accrued benefit liability are as follows:

| | <u>2014</u> | <u>2013</u> |
|---|---------------------|---------------------|
| Accrued benefit liability, beginning of year | \$ 4,436,400 | \$ 4,205,600 |
| Add: Annual benefit plan cost: | | |
| Current service cost | 634,400 | 603,200 |
| Interest on accrued benefit obligation | 191,300 | 174,300 |
| Amortization of net actuarial (gain) loss | <u>(19,700)</u> | <u>14,300</u> |
| Total annual benefit plan cost | 806,000 | 791,800 |
| Less: Benefits paid by College | <u>(740,000)</u> | <u>(561,000)</u> |
| Actuarially determined other employee future benefits, end of year | 4,502,400 | 4,436,400 |
| Less: Current portion included in vacation leave and employee future benefits | <u>(771,500)</u> | <u>(740,000)</u> |
| Long-term portion other employee future benefits, end of year | <u>\$ 3,730,900</u> | <u>\$ 3,696,400</u> |

YUKON COLLEGE
Notes to Financial Statements
Year ended June 30, 2014

6. Employee future benefits (continued)

b) Other non-pension benefit plans (continued)

The significant actuarial assumptions adopted in measuring the College's accrued benefit obligation are as follows:

| | <u>2014</u> | <u>2013</u> |
|--|-------------|-------------|
| Weighted average assumptions for benefit costs: | | |
| Discount rate | 4.25% | 3.75% |
| Rate of compensation increase | | |
| for 10 years | 4.25% | 4.25% |
| thereafter | 4.75% | 4.75% |
| Weighted average assumptions for accrued benefit obligation: | | |
| Discount rate | 3.75% | 4.25% |
| Rate of compensation increase | | |
| for 10 years | 4.25% | 4.25% |
| thereafter | 4.75% | 4.75% |

7. Capital assets

| | Beginning of Year | Additions | Disposals | End of Year |
|---------------------------|----------------------|---------------------|---------------------|---------------------|
| June 30, 2014 | | | | |
| Cost: | | | | |
| Leasehold Improvements | \$ 2,545,535 | \$ 157,469 | \$ (35,388) | \$ 2,667,616 |
| Equipment General | 1,456,359 | 519,810 | (48,654) | 1,927,515 |
| Equipment EDP | 148,466 | 39,078 | (64,875) | 122,669 |
| Mobile Trailers | 111,304 | 2,135,896 | - | 2,247,200 |
| Furniture and Fixtures | 118,213 | 66,992 | (3,171) | 182,034 |
| Works of Art | 52,349 | - | - | 52,349 |
| Vehicles | 35,873 | 383,365 | - | 419,238 |
| Work in Progress | - | 194,132 | - | 194,132 |
| Total | \$ 4,468,099 | \$ 3,496,742 | \$ (152,088) | \$ 7,812,753 |
| Accumulated Amortization: | | | | |
| Leasehold Improvements | \$ 943,223 | \$ 139,085 | \$ (35,388) | \$ 1,046,920 |
| Equipment General | 296,959 | 163,365 | (48,654) | 411,670 |
| Equipment EDP | 55,152 | 52,161 | (64,875) | 42,438 |
| Mobile Trailers | 27,826 | 66,262 | - | 94,088 |
| Furniture and Fixtures | 39,395 | 13,555 | (3,171) | 49,779 |
| Works of Art | - | - | - | - |
| Vehicles | 24,669 | 30,386 | - | 55,055 |
| Work in Progress | - | - | - | - |
| Total | \$ 1,387,224 | \$ 464,814 | \$ (152,088) | \$ 1,699,950 |
| Carrying Amounts: | \$ 3,080,875 | \$ 3,031,928 | \$ - | \$ 6,112,803 |

YUKON COLLEGE
Notes to Financial Statements
Year ended June 30, 2014

7. Capital assets (continued)

| | Beginning of Year | Additions | Disposals | End of Year |
|---------------------------|----------------------|-------------------|---------------------|---------------------|
| June 30, 2013 | | | | |
| Cost: | | | | |
| Leasehold Improvements | \$ 2,585,244 | \$ 29,433 | \$ (69,142) | \$ 2,545,535 |
| Equipment General | 885,799 | 621,652 | (51,092) | 1,456,359 |
| Equipment EDP | 70,001 | 132,496 | (54,031) | 148,466 |
| Mobile Trailers | 111,304 | - | - | 111,304 |
| Furniture and Fixtures | 89,080 | 29,133 | - | 118,213 |
| Works of Art | 52,349 | - | - | 52,349 |
| Vehicles | 35,873 | - | - | 35,873 |
| Work in Progress | - | - | - | - |
| Total | <u>\$ 3,829,650</u> | <u>\$ 812,714</u> | <u>\$ (174,265)</u> | <u>\$ 4,468,099</u> |
| Accumulated Amortization: | | | | |
| Leasehold Improvements | \$ 866,632 | \$ 145,733 | \$ (69,142) | \$ 943,223 |
| Equipment General | 258,095 | 89,956 | (51,092) | 296,959 |
| Equipment EDP | 55,456 | 53,727 | (54,031) | 55,152 |
| Mobile Trailers | 22,261 | 5,565 | - | 27,826 |
| Furniture and Fixtures | 30,486 | 8,909 | - | 39,395 |
| Works of Art | - | - | - | - |
| Vehicles | 17,494 | 7,175 | - | 24,669 |
| Work in Progress | - | - | - | - |
| Total | <u>\$ 1,250,424</u> | <u>\$ 311,065</u> | <u>\$ (174,265)</u> | <u>\$ 1,387,224</u> |
| Carrying Amounts: | <u>\$ 2,579,226</u> | <u>\$ 501,649</u> | <u>\$ -</u> | <u>\$ 3,080,875</u> |

The land and buildings at Ayamdigut Campus and some community campuses are owned by the Government of Yukon and leased to the College at no charge. The Government of Yukon is responsible for major maintenance and upkeep of the building and grounds, and the College is responsible for minor interior maintenance and repairs (note 11).

8. Endowments

| | | |
|---|---------------------|---------------------|
| | <u>2014</u> | <u>2013</u> |
| Balance, beginning of year | \$ 1,963,789 | \$ 1,969,829 |
| Endowment (disbursements) contributions | 11,524 | (6,040) |
| Balance, end of year | <u>\$ 1,975,313</u> | <u>\$ 1,963,789</u> |

Endowment contributions include donations received by the College. Endowment contributions are recognized as direct increases in endowment net assets. Interest earned on endowment contributions that are restricted are deferred until the interest is spent on the specified purpose. Unrestricted interest earned on cash deposits is recorded as revenue when earned.

YUKON COLLEGE
Notes to Financial Statements
Year ended June 30, 2014

9. Deferred contributions

These represent unspent externally restricted resources which have been received and relate to expenses that will occur in subsequent periods, and are therefore not recognized as revenue until the related expenses are incurred. These contributions may only be used in certain programs or in the completion of specific work.

Change in Deferred Contributions:

| | <u>2014</u> | <u>2013</u> |
|--|---------------------|---------------------|
| Balance, beginning of year | \$ 1,967,169 | \$ 2,357,224 |
| Amounts received in the year | 38,350,318 | 38,013,686 |
| Amount recognized to revenue in the year | (37,937,069) | (38,403,741) |
| Balance, end of year | <u>\$ 2,380,418</u> | <u>\$ 1,967,169</u> |

The balance consists of funds restricted for:

| | | |
|-----------------------------|---------------------|---------------------|
| Trusts and endowments | \$ 364,968 | \$ 341,278 |
| Contracts and other revenue | 2,015,450 | 1,625,891 |
| Balance, end of year | <u>\$ 2,380,418</u> | <u>\$ 1,967,169</u> |

10. Expenditures by object

| | <u>2014</u> | <u>2013</u> |
|---|----------------------|----------------------|
| Salaries, wages and benefits | \$ 25,605,300 | \$ 25,013,764 |
| Contract services | 5,912,851 | 5,926,549 |
| Utilities and communications | 2,364,575 | 1,878,506 |
| Material and supplies | 2,168,008 | 2,114,236 |
| Cost of sales and ancillary services | 1,759,075 | 1,591,877 |
| Travel | 1,032,302 | 1,171,762 |
| Rental of facilities and equipment | 909,713 | 854,258 |
| Student assistance/scholarships | 605,671 | 648,799 |
| Promotion, events and advertising | 561,535 | 569,479 |
| Amortization of capital assets | 464,814 | 311,065 |
| Licenses, permits, and memberships | 350,854 | 332,602 |
| Other | 163,962 | 187,031 |
| Bank fees and credit card commissions | 106,664 | 99,844 |
| Books and subscriptions | 63,145 | 91,732 |
| Postage and freight | 38,525 | 43,610 |
| Employee leave and termination benefits | (18,774) | 454,414 |
| | <u>\$ 42,088,220</u> | <u>\$ 41,289,528</u> |

YUKON COLLEGE
Notes to Financial Statements
Year ended June 30, 2014

11. Government of Yukon contributions

| | <u>2014</u> | <u>2013</u> |
|----------------------------------|----------------------|----------------------|
| Operating contributions | \$ 18,373,168 | \$ 18,076,267 |
| Services provided without charge | 4,207,154 | 3,789,576 |
| | <u>\$ 22,580,322</u> | <u>\$ 21,865,843</u> |

A significant portion of the College's income is received from the Government of Yukon in the form of annual operating contributions and services provided without charge. In 2014 Government of Yukon core funding contributions and services provided without charge made up 53% of total revenues (2013 - 52%). Operating contributions for 2013 includes \$174,000 for pension employer service cost deficiencies (note 6a). No funds were received for pension employer service cost or solvency deficiency in 2014.

The majority of the services provided without charge represent costs associated with facilities provided by the Government of Yukon at a reduced, or no, charge. The estimated value of these services is based on the Government's amortization expense (for the main campus), and on an estimated value for other spaces, plus any related operating expenses.

12. Miscellaneous income:

| | <u>2014</u> | <u>2013</u> |
|---|---------------------|---------------------|
| Pension contract recovery | \$ 447,108 | \$ 420,387 |
| Non-vested pension liability adjustment | - | 235,432 |
| Salary, travel and other expense recovery | 364,985 | 233,994 |
| Computer lab usage fees | 104,780 | 129,510 |
| General student fees | 103,291 | 94,896 |
| Facilities and equipment rental | 34,631 | 75,682 |
| Other miscellaneous revenue | 98,092 | 69,734 |
| Course materials recovery | 17,485 | 54,477 |
| Book, publication and supply sales | 23,138 | 48,466 |
| Conference fees | 14,335 | 2,918 |
| | <u>\$ 1,207,845</u> | <u>\$ 1,365,496</u> |

13. Related party transactions

The College is related in terms of common ownership to all Government of Yukon departments, corporations and agencies. In addition to those related party transactions disclosed in Note 11, the College enters into transactions with related entities in the normal course of business.

The College regularly enters into contracts for the provision of services to Departments of the Government of Yukon. These contracts, the value of which is \$8,226,066 (2013 - \$8,167,476), are recorded as contract revenue on the Statement of Operations. The College also receives funds from the Government of Yukon for student training allowances, the value of which is \$600,000 (2013 - \$637,500) and this is recognized on the Statement of Operations as student assistance/scholarships. These transactions are in the normal course of operations and are measured at the exchange amount, which is the amount of consideration established and agreed to by the related parties.

At June 30, 2014 there was \$104,753 (2013 - \$187,217) of accounts payable and \$908,138 (2013 - \$1,462,250) of accounts receivable related to the Government of Yukon.

YUKON COLLEGE
Notes to Financial Statements
Year ended June 30, 2014

14. Commitments

Leases

The College has operating leases and maintenance service agreements for classroom space and the computer system and is committed to basic payments as follows::

| | <u>Maintenance Service Agreements</u> | <u>Facility Leases</u> |
|---------|---------------------------------------|------------------------|
| 2014-15 | \$ 104,668 | \$ 114,817 |
| 2015-16 | 108,855 | 39,835 |
| 2016-17 | 113,209 | - |
| 2017-18 | 117,738 | - |
| 2018-19 | 122,447 | - |
| 2019-20 | 127,345 | - |
| 2020-21 | 132,439 | - |
| 2021-22 | 137,736 | - |
| 2022-23 | 143,246 | - |
| 2023-24 | 148,976 | - |
| | <u>\$ 1,256,659</u> | <u>\$ 154,652</u> |

15. Contingent liabilities

The College is involved from time to time in litigation which arises in the normal course of operations. Liabilities on any litigation are recognized in the financial statements when it is likely that a future event will confirm that a liability has been incurred at the date of the financial statements and the amount can be reasonably estimated. In management's judgment, no material exposure exists at this time on the eventual settlement of any existing litigation. Therefore no amount has been included in the Statement of Financial Position for contingent liabilities.

As described in note 6(a), the College acquired a letter of credit for the pension plan. The amount outstanding at June 30, 2014 is \$7,353,533 (2013 - \$4,182,008).

16. Deferred capital contributions

Deferred capital contributions represent restricted contributions received or receivable to purchase capital assets. The changes in the deferred capital contributions balance for the year are as follows:

| | <u>2014</u> | <u>2013</u> |
|-------------------------------------|---------------------|-------------|
| Balance, beginning of year | \$ - | \$ - |
| Restricted government contributions | 2,651,749 | - |
| Amount amortized to revenue | (195,397) | - |
| Balance, end of year | <u>\$ 2,456,352</u> | <u>\$ -</u> |

This page intentionally left blank.