This document was produced
by scanning the original publication.

Ce document a été produit par
numérisation de la publication originale.

REGIONAL STREAM SEDIMENT AND WATER GEOCHEMICAL RECONNAISSANCE DATA, YUKON TERRITORY 1977. GSC-OF 520, NGR 31-1977, NTS 116B,C,F,G

****
*
* OPEN FILE 520
*
****

	PAGE
SURVEY NOTES	1
DATA LIST	6
SUMMARY STATISTICS	46

OPEN FILE 520 IS ONE OF THREE OPEN FILES (518, 519 AND 520) COVERING THE TOTAL CENTRAL YUKON TERRITORY SURVEY AREA.
IN ADDITION TO 1977 SURVEY DATA, THE OPEN FILES INCLUDE MOST OF THE PREVIOUSLY PUBLISHED DATA FROM THE 1976 SURVEYS (OPEN FILES 418, 419 AND 420) AND SOME NEW DATA FROM THE KENO HILL AREA.
THE RECONNAISSANCE SURVEY WAS UNDERTAKEN BY THE GEOLOGICAL SURVEY OF CANADA UNDER THE FEDERAL URANIUM RECONNAISSANCE PROGRAM.
FISHERIES AND ENVIRONMENT CANADA PROVIDED FUNDS FOR THE DETERMINATION OF MERCURY.

E.H.W. HORNBROOK DIRECTED GEOLOGICAL SURVEY OF CANADA ACTIVITIES.
CONTRACTS LET FOR SAMPLE COLLECTION, PREPARATION AND ANALYSIS WERE SUPERVISED AND/OR MONITORED BY STAFF OF THE GEOCHEMISTRY SECTION AS FOLLOWS:

COLLECTION	-	STAFF AND EQUIPMENT PROVIDED BY STOKES EXPLORATION MANAGEMENT COMPANY, VANCOUVER.
		VIKING HELICOPTERS LIMITED.
	-	W. GOODFELLOW.
PREPARATION	-	GOLDER ASSOCIATES, OTTAWA.
	-	J.J. LYNCH
ANALYTICAL	-	CHEMEX LABS. LIMITED, VANCOUVER.
	-	ATOMIC ENERGY OF CANADA LIMITED, OTTAWA.
	-	BONDAR - CLEGG AND COMPANY LIMITED.
	-	J.J. LYNCH

AT THE GEOLOGICAL SURVEY OF CANADA, N.G. LUND WAS RESPONSIBLE FOR OPEN FILE PRODUCTION AND DATA MANAGEMENT AND WAS SUPPORTED BY F. WILLIAMS OF THE CARTOGRAPHIC SECTION WHO SUPERVISED MAP PREPARATION.
DIRECT PHOTO-HEAD PLOTTING FACILITIES WERE MADE AVAILABLE BY THE MAP PRODUCTION DIRECTORATE, SURVEYS AND MAPPING BRANCH, E.M.R.

STREAM SEDIMENT AND WATER SAMPLES WERE COLLECTED AT AN AVERAGE DENSITY OF ONE SAMPLE PER 13 SQUARE KILOMETRES (5 SQUARE MILES) THROUGHOUT THE 63,000 SQUARE KILOMETRE (24,300 SQUARE MILE) TOTAL CENTRAL YUKON SURVEY AREA.
THE HELICOPTER SUPPORTED SAMPLE COLLECTION WAS CARRIED OUT DURING THE SUMMER OF 1976 AND 1977 OVER 17,600 SQUARE KILOMETRE (6,800 SQUARE MILE) AND 42,800 SQUARE KILOMETRE (16,500 SQUARE MILE) RESPECTIVELY. THE KENO HILL AREA WAS SAMPLED IN 1964.
SAMPLE SITE DUPLICATE SAMPLES WERE ROUTINELY COLLECTED IN EACH ANALYTICAL BLOCK OF TWENTY SAMPLES.

IN OTTAWA, FIELD DRIED SAMPLES WERE AIR-DRIED AND THE MINUS 80 MESH (177 MICRONS) FRACTION WAS OBTAINED AND THEN BALL MILLED FOR SUBSEQUENT ANALYSES.
AS REQUIRED, AT THIS TIME, CONTROL REFERENCE AND BLIND DUPLICATE SAMPLE POSITIONS IN EACH ANALYTICAL BLOCK OF TWENTY SEDIMENT SAMPLES WERE FILLED.
THE CONTROL REFERENCE AND BLIND DUPLICATE SAMPLE POSITIONS IN EACH ANALYTICAL

BLOCK OF TWENTY WATER SAMPLES WERE FILLED IN THE YUKON AT THE BASE CAMP.

THE DETERMINATION OF ZN, CU, PB, NI, CO, AG, MN, FE, MO, BA, W AND HG IN STREAM SEDIMENTS WAS CARRIED OUT BY CHEMEX LABS LIMITED.

THE DETERMINATION OF U IN STREAM SEDIMENTS WAS CARRIED OUT BY ATOMIC ENERGY OF CANADA LIMITED.

THE DETERMINATION OF U, F AND PH IN STREAM WATERS WAS CARRIED OUT BY BONDAR - CLEGG AND COMPANY LIMITED.

FOR THE DETERMINATION OF ZN, CU, PB, NI, CO, AG, MN AND FE, A 1 GRAM SAMPLE WAS REACTED WITH 3 ML OF CONCENTRATED HNO3 IN A TEST-TUBE FOR 30 MINUTES AT 90C.
AT THIS POINT, 1 ML CONCENTRATED HCL WAS ADDED AND THE DIGESTION WAS CONTINUED AT 90C FOR AN ADDITIONAL 90 MINUTES.
THE SAMPLE SOLUTION WAS THEN DILUTED TO 20 ML WITH METAL FREE WATER AND MIXED.
ZN, CU, PB, NI, CO, AG, MN AND FE WERE DETERMINED BY ATOMIC ABSORPTION SPECTROSCOPY USING AN AIR-ACETYLENE FLAME.
BACKGROUND CORRECTIONS WERE MADE FOR PB, NI, CO AND AG.

MOLYBDENUM WAS DETERMINED BY ATOMIC ABSORPTION SPECTROSCOPY USING A NITROUS OXIDE-ACETYLENE FLAME.
A 0.5 GRAM SAMPLE WAS REACTED WITH 1.5 ML CONCENTRATED HNO3 AT 90C FOR 30 MINUTES.
AT THIS POINT 0.5 ML CONCENTRATED HCL WAS ADDED AND THE DIGESTION WAS CONTINUED AT 90C FOR AN ADDITIONAL 90 MINUTES.
AFTER COOLING, 8 ML OF 1250 PPM AL SOLUTION WERE ADDED AND THE SAMPLE SOLUTION WAS DILUTED TO 10 ML BEFORE ASPIRATION.

MERCURY WAS DETERMINED BY THE HATCH AND OTT PROCEDURE WITH SOME MODIFICATIONS. THE METHOD IS DESCRIBED BY JONASSON ET AL. (1973).
A 0.5 GRAM SAMPLE WAS REACTED WITH 20 ML CONCENTRATED HNO3 AND 1 ML CONCENTRATED HCL IN A TEST-TUBE FOR 10 MINUTES AT ROOM TEMPERATURE PRIOR TO 2 HOURS OF DIGESTION WITH MIXING AT 90C IN A HOT WATER BATH.
AFTER DIGESTION, THE SAMPLE SOLUTIONS WERE COOLED AND DILUTED TO 100 ML WITH METAL FREE WATER.
THE HG PRESENT WAS REDUCED TO THE ELEMENTAL STATE BY THE ADDITION OF 10 ML W/V SNSO4 IN M H2SO4.
THE HG VAPOUR WAS THEN FLUSHED BY A STREAM OF AIR INTO AN ABSORPTION CELL MOUNTED IN THE LIGHT PATH OF AN ATOMIC ABSORPTION SPECTROPHOTOMETER.
ABSORPTION MEASUREMENTS WERE MADE AT 253.7 NM.

BARIUM WAS DETERMINED BY ATOMIC ABSORPTION SPECTROSCOPY USING A NITOUS OXIDE-ACETYLENE FLAME. A 0.5 GRAM SAMPLE WAS DECOMPOSED WITH 5 ML CONCENTRATED HF, 5 ML CONCENTRATED HCLO4 AND 2 ML CONCENTRATED HNO3. THE SAMPLE WAS THEN HEATED TO FUMES OF PERCHLORIC ACID AND THEN TO DRYNESS. 3 ML CONCENTRATED HCLO4 WERE ADDED TO THE RESIDUE, HEATED TO LIGHT FUMES AND THEN 5 ML OF WATER WERE ADDED.

THE SAMPLE SOLUTION WAS THEN TRANSFERRED TO A TEST TUBE CALIBRATED AT 25 ML, CONTAINING 0.5 ML IONIZATION BUFFER SOLUTION (0.05 GRAM NACL/ML). THE SAMPLE SOLUTION WAS DILUTED AND 25 ML, MIXED AND ANALYSED.

TUNGSTEN WAS DETERMINED AS FOLLOWS: A 0.2 GRAM SAMPLE OF STREAM SEDIMENT WAS FUSED WITH 1 GRAM KHSO4 IN A RIMLESS TEST TUBE AT 575C FOR 15 MINUTES IN A FURNACE. THE COOLED MELT WAS THEN LEACHED WITH 10 ML CONCENTRATED HCL IN A WATER BATH HEATED TO 85C. AFTER THE SOLUBLE MATERIAL HAD COMPLETELY DISSOLVED, THE INSOLUBLE MATERIAL WAS ALLOWED TO SETTLE AND AN ALIQUOT OF 5 ML WAS TRANSFERRED TO ANOTHER TEST TUBE. 5 ML OF 20% SNCL2 SOLUTION WERE THEN ADDED TO THE SAMPLE ALIQUOT, MIXED AND HEATED FOR 10 MINUTES AT 85C IN A HOT WATER BATH. A 1 ML ALIQUOT OF DITHIOL SOLUTION (1% DITHIOL IN ISO-AMYL ACETATE) WAS ADDED TO THE TEST SOLUTION AND THE TEST SOLUTION WAS THEN HEATED FOR 4-6 HOURS AT 80-85C IN A HOT WATER BATH. THE TEST SOLUTION WAS THEN REMOVED FROM THE HOT WATER BATH, COOLED AND 2.5 ML OF KEROSENE ADDED TO DISSOLVE THE GLOBULE CONTAINING THE TUNGSTEN-DITHIOL COMPLEX. THE ABSORBANCE OF THE KEROSENE SOLUTION WAS MEASURED AT 630 NM USING A SPECTROPHOTOMETER.

URANIUM WAS DETERMINED USING A NEUTRON ACTIVATION METHOD WITH DELAYED NEUTRON COUNTING.
A DETAILED DESCRIPTION OF THE METHOD IS PROVIDED BY BOULANGER ET AL. (1975).
IN BRIEF, A 1 GRAM SAMPLE IS WEIGHED INTO A 7 DRAM POLYETHYLENE VIAL, CAPPED AND SEALED.
THE IRRADIATION IS PROVIDED BY THE SLOWPOKE REACTOR WITH AN OPERATING FLUX OF 10**12 NEUTRONS/SQ. CM./SEC.
THE SAMPLES ARE PNEUMATICALLY TRANSFERRED FROM AN AUTOMATIC LOADER TO THE REACTOR, WHERE EACH SAMPLE IS IRRADIATED FOR 60 SECONDS.
AFTER IRRADIATION, THE SAMPLE IS AGAIN TRANSFERRED PNEUMATICALLY TO THE COUNTING FACILITY WHERE AFTER A 10 SECOND DELAY THE SAMPLE IS COUNTED FOR 60 SECONDS WITH SIX BF3 DETECTOR TUBES EMBEDDED IN PARRAFIN.
FOLLOWING COUNTING, THE SAMPLES ARE AUTOMATICALLY EJECTED INTO A SHIELDED STORAGE CONTAINER.
CALIBRATION IS CARRIED OUT TWICE A DAY AS A MINIMUM USING NATURAL MATERIALS OF KNOWN URANIUM CONCENTRATION.

URANIUM WAS DETERMINED IN THE WATER SAMPLES BY A FLUOROMETRIC METHOD. THE URANIUM WAS INITIALLY PRECONCENTRATED BY EVAPORATION. THE RESIDUE AFTER EVAPORATION WAS FUSED WITH A MIXTURE OF NAF AND LIF IN A PLATINUM DISH, AFTER COOLING THE FLOURESCENCE OF THE FUSED PELLET WAS MEASURED USING A JARREL-ASH FLUOROMETER MODEL 26-000.

FLUORIDE IN STREAM WATER SAMPLES WAS DETERMINED USING A SPECIFIC ION ELECTRODE. AN ALIQUOT OF THE SAMPLE WAS MIXED WITH AN EQUAL VOLUME OF A TISAB SOLUTION (TOTAL IONIC STRENTH ADJUSTMENT BUFFER). THE FLUORIDE WAS MEASURED INITIALLY WITH A CHEMTRIX AND SUBSEQUENTLY WITH A FISHER ACCUMET EXPANDED SCALE METER USING AN ORION FLOURIDE ELECTRODE.

FOR THE DETERMINATION OF PH AN ALIQUOT OF THE WATER SAMPLE WAS TRANSFERRED TO A CLEAN DRY BEAKER. THE PH WAS MEASURED USING A CHEMTRIX EXPANDED SCALE PH METER WITH A CORNING COMBINATION ELECTRODE.

ON RECEIPT, FIELD AND ANALYTICAL DATA WERE PUNCHED ONTO 80 COLUMN CARDS AND ALL SUBSEQUENT PROCESSING WAS CARRIED OUT WITH THE AID OF COMPUTERS.
THE FIELD DATA WERE RECORDED BY THE FIELD CONTRACT STAFF ONTO STANDARD GEOCHEMICAL STREAM WATER AND SEDIMENT SAMPLE FIELD CARDS (REV. 77) USED BY THE GEOLOGICAL SURVEY OF CANADA.
THE SAMPLE SITE POSITIONS WERE MARKED ON APPROPRIATE 1/250,000 SCALE NTS MAPS IN THE FIELD.
THESE MAPS WERE DIGITIZED AT THE GEOLOGICAL SURVEY IN OTTAWA TO OBTAIN THE SAMPLE SITE UTM COORDINATES.
THE DOMINANT ROCK TYPES IN THE STREAM CATCHMENT BASINS WERE IDENTIFIED ON A GEOLOGICAL MAPS WITH MODIFIED LEGENDS COMPILED BY W. GOODFELLOW
GEOLOGICAL SOURCES ARE GIVEN IN THE REFERENCES.

THE ANALYTICAL DATA WERE RECORDED AS FOLLOWS (SEE GARRETT, 1974, FOR DETAILS) AND FOR CONVENIENCE THE DETECTION LIMITS OF THE ANALYTICAL METHODS USED ARE ALSO GIVEN-

ELEMENT		ANAL. CARD	COLUMNS	DETECTION LIMIT	
SEDIMENT					
ZN		1	21-25	2	1
CU		1	26-30	2	1
PB		1	31-35	2	1
NI		1	36-40	2	1
CO		1	41-45	2	1
AG		1	46-50	0.2	0.1
MN		1	51-55	5	2
FE	%	1	56-60	0.02	0.01
BA		1	61-65	40	20
MO		1	66-70	2	1
W		1	71-75	4	2
HG	PPB	1	76-79	10	5
U		2	21-25	0.2	0.1
WATER					
U	PPB	3	21-25	0.05	0.02
F	PPB	3	26-30	20	10

UNLESS OTHERWISE NOTED THE UNITS OF MEASUREMENT FOR THE ANALYSES ARE PPM.
THE SECOND FIGURE UNDER DETECTION LIMIT IS THE FIGURE TO WHICH VALUES WERE ARBITRARILY SET IF THEY FELL BELOW THE DETECTION LIMIT.

GENERAL INSPECTIONS OF THE FIELD AND ANALYTICAL DATA WERE MADE TO CHECK FOR ANY MISSING INFORMATION AND/OR GROSS ERRORS.
THE SAMPLE SITE COORDINATES WERE CHECKED BY PLOTTING SAMPLING LOCATION MAPS ON A FLAT-BED PLOTTER FROM THE DIGITIZED COORDINATES AND THEN OVERLAYING THESE OVER THE FIELD CONTRACTOR'S SAMPLE LOCATION BASE MAPS.

QUALITY CONTROL AND MONITORING OF THE GEOLOGICAL DATA WAS UNDERTAKEN BY A STANDARD METHOD USED BY THE GEOCHEMISTRY SECTION AT THE GEOLOGICAL SURVEY OF CANADA.

REFERENCES

BLUSSOM, S.L. (1974) FIVE GEOLOGICAL MAPS OF THE NORTHERN SELWYN BASIN (OPERATION STEWART), YUKON TERRITORY AND DISTRICT OF MACKENZIE, N.W.T. GEOL. SURV. CAN. OPEN FILE 205.

BOULANGER, A., EVANS, D.J.R. AND RABY, B.F. (1975) URANIUM ANALYSIS BY NEUTRON ACTIVATION DELAYED NEUTRON COUNTING: PROC. OF THE 7TH ANNUAL SYMP. OF CANADIAN MINERAL ANALYSTS. THUNDER BAY, ONTARIO, SEPT. 22-23, 1975.

GREEN, L.H. (1972) GEOLOGY OF NASH CREEK, LARSEN CREEK AND DAWSON MAP-AREAS, YUKON TERRITORY. GEOL. SURV. CAN. MEMOIR 364, 157P.

JONASSON, I.R., LYNCH, J.J. AND TRIP, L.J. (1973) FIELD AND LABORATORY METHODS USED BY THE GEOLOGICAL SURVEY OF CANADA IN GEOCHEMICAL SURVEYS: NO. 12, MERCURY IN ORES, ROCKS, SOILS, SEDIMENTS AND WATER: GEOL. SURV. CAN. PAPER 73-21.

NORRIS, D.K. (1975) GEOLOGY OF HART RIVER (116H), WIND RIVER (106E) AND SNAKE RIVER (106F) 1:250000 SHEETS. GEOL. SURV. CAN. OPEN FILE 279.

DATA LIST LEGEND

MAP-	NATIONAL TOPOGRAPHIC SYSTEM(NTS)- LETTERED QUADRANGLE (SCALE 1:250000). PART OF SAMPLE NUMBER
SAMPLE-	REMAINDER OF SAMPLE NUMBER- YEAR(2), FIELD CREW(1), SAMPLE SEQUENCE NUMBER(3)
UTM COORDINATES-	UNIVERSAL TRANSVERSE MERCATOR(UTM) COORDINATE SYSTEM- SAMPLE COORDINATES
ZN-	ZONE
EAST-	EASTING(METERS)
NORTH-	NORTHING(METERS)
ROCK TYPE-	MAJOR ROCK TYPE OF CATCHMENT AREA
AGE-	STRATIGRAPHIC AGE OF ROCK TYPE
WD-	WIDTH OF STREAM (FEET) AT THE SAMPLE SITE
DT-	DEPTH OF STREAM SAMPLED TO NEAREST TENTH OF FOOT
SAMP-	TYPE OF MATERIAL SAMPLED
RP ST-	REPLICATE STATUS- RELATIONSHIP OF SAMPLE WITH RESPECT TO OTHERS WITHIN THE SURVEY
CONT-	CONTAMINATION
BANK-	BANK TYPE
WCOL-	WATER COLOUR AND SUSPENDED LOAD
RATE-	WATER FLOW RATE
* SCOL-	PREDOMINANT SEDIMENT COLOUR
SMP CMP-	SAMPLE COMPOSITION- BULK MECHANICAL COMPOSITION OF SAND, FINES, ORGANICS RESPECTIVELY
PRPS-	PRECIPITATE OR STAIN ON SEDIMENTS AT SAMPLE SITE
* PRPB-	DISTINCTIVE PRECIPITATE, STAIN, WEATHERING, BLOOMS ON ROCKS IN THE IMMEDIATE CATCHMENT AREA
* PHYS-	GENERAL PHSYIOGRAPHY
* PATT-	DRAINAGE PATTERN
* TYPE-	STREAM TYPE
* CLSS-	STREAM CLASS
* SRCE-	SOURCE OF WATER

* THIS FIELD OBSERVATION WAS RECORDED FOR THE 1977 SURVEY ONLY

DATA LIST LEGEND (CONT'D)

ROCK TYPE:

- GLCM- GLACIAL MATERIAL
- ARGL- ARGILLITE
- SNDS- SANDSTONE
- SHLE- SHALE
- LMSN- LIMESTONE
- QRTZ- QUARTZITE
- DLMT- DOLOMITE
- SLSN- SILTSTONE
- DORT- DIORITE
- GRNS- GREENSTONE
- GRDR- GRANODIORITE
- BSLT- BASALT
- SYNT- SYENITE
- BEXV- BASIC EXTRUSIVE
- SCST- SCHIST
- BGNS- BIOTITE GNEISS
- UMFC- ULTRAMAFIC
- UKNN- UNKNOWN

AGE:

- 01- PRECAMBRIAN UNDIVIDED
- 04- PROTEROZOIC
- 10- PALEOZOIC UNDIVIDED (600 - 2400 M.Y.)
- 11- PROTEROZOIC-PALEOZOIC
- 12- CAMBRIAN
- 13- CAMBRIAN-ORDOVICIAN
- 15- ORDOVICIAN-SILURIAN
- 16- SILURIAN
- 18- DEVONIAN
- 19- DEVONIAN-MISSISSIPPIAN
- 20- CARBONIFEROUS
- 32- TRIASSIC
- 34- JURASSIC
- 36- CRETACEOUS
- 42- TERTIARY
- 44- QUATERNARY
- 50- UNKNOWN

SAMP:

- 1- STREAM BED SEDIMENT
- 4- STREAM WATER
- 6- SIMULTANEOUS STREAM WATER AND SEDIMENT

RP ST:

- 00- ROUTINE REGIONAL SAMPLE
- 10- FIRST OF FIELD DUPLICATE
- 20- SECOND OF FIELD DUPLICATE

CONT:

- 0- NONE
- 1- POSSIBLE
- 2- PROBABLE
- 3- DEFINITE
- 4- MINING ACTIVITY INCLUDING PITTING, TRENCHING

BANK:

- 1- ALLUVIAL
- 2- COLLUVIAL
- 5- BARE ROCK
- 6- TALUS, SCREE

WCOL:

- 0- CLEAR
- 1- BROWN TRANSPARENT
- 2- WHITE CLOUDY
- 3- BROWN CLOUDY

RATE:

- 0- ZERO
- 1- SLOW
- 2- MODERATE
- 3- FAST
- 4- TORRENTIAL

SCOL:

- 1- RED, BROWN
- 2- WHITE, BUFF
- 3- BLACK
- 5- GREEN
- 6- GREY, BLUE-GREY

SMP CMP:

- 0- ABSENT
- 1- MINOR <33%
- 2- MEDIUM 33-67%
- 3- MAJOR >67%

PRPS:

- 0- NONE
- 1- RED, BROWN
- 2- WHITE, BUFF
- 3- BLACK
- 4- YELLOW

PRPB:

- 0- FEATURELESS
- 1- RED, BROWN
- 4- YELLOW

PHYS:

- 3- HILLY, UNDULATING
- 4- MOUNTAINOUS MATURE
- 5- MOUNTAINOUS YOUTHFUL

PATT:

- 1- DENDRITIC
- 2- HERRING BONE

TYPE:

- 1- PERMANENT, CONTINUOUS
- 2- INTERMITTENT, SEASONAL

CLSS:

- 1- PRIMARY
- 2- SECONDARY
- 3- TERTIARY

SRCE:

- 0- UNKNOWN
- 1- GROUNDWATER
- 2- SNOW MELT OR SPRING RUN-OFF
- 3- RECENT PRECIPITATION

DATA LIST LEGEND (CONT'D)

ZN-	ZINC BY ATOMIC ABSORPTION SPECTROSCOPY (PPM)
CU-	COPPER BY ATOMIC ABSORPTION SPECTROSCOPY (PPM)
PB-	LEAD BY ATOMIC ABSORPTION SPECTROSCOPY (PPM)
NI-	NICKEL BY ATOMIC ABSORPTION SPECTROSCOPY (PPM)
CO-	COBALT BY ATOMIC ABSORPTION SPECTROSCOPY (PPM)
AG-	SILVER BY ATOMIC ABSORPTION SPECTROSCOPY (PPM)
MN-	MANGANESE BY ATOMIC ABSORPTION SPECTROSCOPY (PPM)
FE-	IRON BY ATOMIC ABSORPTION SPECTROSCOPY (PCT)
BA-	BARIUM BY ATOMIC ABSORPTION SPECTROSCOPY (PPM)
MO-	MOLYBDENUM BY ATOMIC ABSORPTION SPECTROSCOPY (PPM)
W-	TUNGSTON BY COLORIMETRY USING ZINC DITHIOL (PPM)
* HG-	MERCURY BY FLAMELESS SPECTROSCOPY (PPB)
U-	URANIUM BY DELAYED NEUTRON ACTIVATION (PPM)
U-W-	URANIUM IN WATERS FLUOROMETRICALLY (PPB)
F-W-	FLUORINE IN WATERS BY SPECIFIC ION ELECTRODE (PPB)
PH-	PH BY COMBINATION GLASS - CALOMEL ELECTRODE

* THIS ELEMENT WAS ANALYSED FOR THE 1977 SURVEY ONLY

MAP	SAMPLE	UTM ZN	UTM EAST	UTM NORTH	ROCK TYPE	AGE	WD	DT	SAMP	RP ST	CBWRS OACAC NNOTO TKLEL	SMP	PPPPTCS RRHAYLR PPYTPSC SBSTESE	ZN	CU	PB	NI	CO	AG	MN	FE	BA	MO	W	HG	U	U-W	F-W	PH
116B	761002	7	628745	7147747	QRTZ	36	3	4	6	00	0203	210	0	116	32	30	27	10	0.6	685	2.50	1440	1	2		4.9	0.08	50	7.7
116B	761003	7	627172	7146736	QRTZ	36	6	5	6	00	0203	211	0	101	35	28	26	9	0.2	440	2.10	1310	1	2		7.7	0.10	140	7.5
116B	761004	7	623643	7146844	QRTZ	36	6	8	6	00	0203	022	0	50	22	16	11	5	0.1	170	0.90	530	1	2		39.2	0.10	180	7.0
116B	761005	7	631781	7145379	QRTZ	36	5	6	6	00	0203	310	0	240	56	11	43	12	0.4	640	2.50	2320	8	5		4.5	0.20	78	8.1
116B	761006	7	630368	7143864	SLSN	36	6	5	6	00	0203	220	0	178	41	8	35	7	0.4	340	1.95	1490	7	2		4.5	1.16	132	8.2
116B	761008	7	631562	7140258	QRTZ	01	6	7	6	00	0203	121	0	84	28	19	22	12	0.1	535	2.70	930	1	2		4.9	0.08	44	7.9
116B	761009	7	629489	7138801	QRTZ	01	6	7	6	00	0203	310	0	146	35	59	21	13	0.1	550	3.00	1060	1	2		6.5	0.16	36	8.0
116B	761010	7	624557	7143228	QRTZ	36	5	3	6	00	0203	310	0	87	39	18	28	9	0.1	590	2.10	1480	2	2		4.4	0.10	52	7.9
116B	761011	7	621885	7142768	QRTZ	36	30	12	6	00	0204	220	0	77	26	24	17	6	0.1	330	1.75	1070	1	6		19.0	0.08	310	7.1
116B	761012	7	624761	7140909	SNDS	44	25	8	6	00	0203	310	0	74	28	20	18	7	0.1	420	1.75	1320	2	4		13.0	0.20	300	7.7
116B	761013	7	622756	7137350	QRTZ	36	12	8	6	00	0203	220	0	89	62	5	34	15	0.1	420	2.70	800	1	2		2.1	0.06	54	7.5
116B	761014	7	623053	7131805	ARGL	32	5	3	6	00	0203	310	0	109	38	16	28	14	0.1	430	3.10	990	1	2		4.5	0.02	44	7.8
116B	761015	7	621121	7130398	SNDS	44	2	2	6	00	0202	121	0	64	18	8	16	7	0.1	270	1.70	880	1	2		2.5	0.02	52	7.6
116B	761016	7	629565	7127869	QRTZ	01	1	2	6	00	0203	211	0	75	30	19	19	11	0.1	430	2.55	1180	1	2		4.9	0.12	46	8.1
116B	761017	7	631201	7128842	SHLE	15	2	4	6	00	0203	310	0	113	52	17	27	14	0.1	610	3.15	1690	4	2		5.8	0.08	74	8.0
116B	761018	7	630903	7130737	QRTZ	01	3	3	6	00	0203	031	0	240	228	32	58	35	0.4	760	3.30	1170	5	2		25.5	0.02	50	7.1
116B	761019	7	629202	7133256	QRTZ	01	10	9	6	10	0203	211	0	138	73	118	25	16	1.0	600	3.30	1000	2	2		7.4	0.04	36	7.9
116B	761020	7	629202	7133256	QRTZ	01	10	9	6	20	0203	211	0	126	66	85	23	16	0.8	600	3.05	1020	1	2		7.6	0.06	40	7.9
116B	761022	7	639554	7130917	QRTZ	01	4	5	6	00	2203	211	0	120	58	76	14	16	0.2	530	2.90	1400	3	4		23.9	0.12	38	7.5
116B	761023	7	644257	7130118	QRTZ	01	10	6	6	00	0203	220	0	121	72	47	22	12	0.2	455	2.90	1460	1	2		4.3	0.02	54	8.0
116B	761024	7	643965	7131320	QRTZ	01	2	3	6	00	0203	121	0	118	32	28	23	12	0.1	700	2.70	1380	3	2		3.7	0.02	66	8.2
116B	761025	7	640126	7133425	QRTZ	01	5	3	6	00	0203	310	0	153	61	41	26	21	0.1	800	3.00	1240	3	2		9.2	0.04	50	7.9
116B	761026	7	643068	7134218	QRTZ	01	12	8	6	00	0203	310	0	100	37	22	18	11	0.1	510	2.25	1150	2	2		4.7	0.02	50	8.1
116B	761027	7	638951	7138801	QRTZ	01	8	6	6	00	0203	220	0	72	21	17	16	10	0.1	390	2.15	820	1	2		4.2	0.02	38	7.8
116B	761028	7	638964	7137640	QRTZ	01	6	5	6	00	0203	310	0	84	59	32	21	13	0.1	670	2.60	1100	2	8		22.6	0.08	54	7.4
116B	761029	7	637036	7135413	QRTZ	01	10	6	6	00	0203	220	0	80	65	34	17	12	0.1	530	2.60	1200	2	2		20.3	0.12	68	7.8
116B	761030	7	641683	7140200	QRTZ	01	1	1	6	00	0201	130	0	75	33	17	23	13	0.1	570	2.80	930	1	2		3.8	0.04	36	8.0
116B	761031	7	640434	7142226	QRTZ	01	2	2	6	00	0201	220	0	70	22	14	18	9	0.1	360	2.30	700	1	2		4.7	0.02	34	8.0
116B	761032	7	641932	7142146	QRTZ	01	1	1	6	00	0202	030	0														0.04	28	8.0
116B	761033	7	642619	7144685	QRTZ	01	6	9	6	00	0203	310	0	190	47	13	41	12	0.2	510	2.50	1650	6	2		4.5	0.04	28	8.0
116B	761034	7	634507	7148644	QRTZ	36	12	12	6	00	0203	310	0	220	55	11	43	10	0.4	370	2.20	2320	10	2		4.9	0.16	62	8.2
116B	761035	7	637140	7149028	QRTZ	36	5	5	6	00	0203	310	0	88	27	14	27	9	0.1	150	2.20	1240	1	2		3.7	0.02	54	8.1
116B	761036	7	638549	7146550	SLSN	36	3	3	6	00	0203	310	0	290	55	12	45	10	0.6	420	2.70	1580	8	2		4.4	0.12	52	8.2
116B	761037	7	641988	7149935	SLSN	36	8	8	6	10	0203	220	0	210	57	10	44	9	0.6	330	2.10	2400	11	2		4.9	0.12	54	8.1
116B	761038	7	641988	7149935	SLSN	36	8	8	6	20	0203	220	0	225	56	10	43	8	0.6	320	2.10	2300	10	2		4.8	0.20	54	8.1
116B	761039	7	639741	7151209	QRTZ	36	5	5	6	00	0203	121	0	103	27	17	31	11	0.4	230	2.65	1440	2	2		3.9	0.02	42	8.0
116B	761042	7	638980	7153712	QRTZ	36	4	2	6	00	0202	220	0	133	31	17	41	11	0.2	290	2.80	1240	4	2		4.1	0.02	40	8.0
116B	761043	7	635851	7152089	QRTZ	36	6	2	6	00	0203	130	0	122	32	16	37	12	0.1	320	2.70	1160	2	2		2.9	0.04	50	8.0
116B	761044	7	620869	7149996	QRTZ	36	6	4	6	00	0203	022	0	135	71	42	32	27	0.1	1130	3.10	730	8	15		115.2	0.14	196	7.3
116B	761045	7	622587	7150353	QRTZ	36	6	7	6	00	0202	022	0	220	60	29	63	25	0.4	170	3.30	920	4	2		5.7	0.10	54	7.3
116B	761046	7	621390	7151229	SNDS	44	3	3	6	00	0203	220	0	82	79	20	31	14	0.1	250	2.80	900	2	2		5.4	0.02	80	5.0
116B	761048	7	622745	7153271	QRTZ	36	6	5	6	00	0203	211	0	230	84	9	41	17	0.1	310	2.60	1300	10	2		9.6	0.10	68	6.4
116B	761049	7	624182	7152246	DORT	36	6	4	6	00	0203	211	0	136	29	42	38	14	0.8	360	2.70	1040	21	2		4.1	0.02	42	7.7
116B	761050	7	625393	7153953	SLSN	36	4	3	6	10	0203	220	0	640	140	14	85	23	1.0	380	4.40	1620	21	2		7.1	0.02	108	7.6
116B	761051	7	625393	7153953	SLSN	36	4	3	6	20	0203	220	0	620	134	15	85	23	0.6	370	4.30	1620	20	2		7.3	0.02	112	7.6
116B	761052	7	628115	7153131	QRTZ	36	6	5	6	00	0203	031	0	105	30	20	27	10	0.4	310	2.70	990	1	2		3.8	0.02	52	7.8
116B	761053	7	629216	7155150	SLSN	36	3	4	6	00	0203	121	0	205	52	20	42	18	0.8	500	3.30	1510	6	2		4.3	0.02	40	7.9
116B	761054	7	630399	7155366	SLSN	36	3	2	6	00	0203	310	0	270	104	25	61	16	1.6	630	3.45	3070	12	2		5.9	0.02	40	7.7
116B	761055	7	635102	7155709	SLSN	36	3	4	6	00	0203	130	0	192	57	17	41	18	0.1	460	3.80	1380	7	2		3.8	0.06	90	7.9
116B	761056	7	636521	7157795	SLSN	36	3	3	6	00	0203	220	0	280	60	15	52	21	0.2	590	3.65	1300	7	2		3.4	0.04	96	7.9

REGIONAL STREAM SEDIMENT AND WATER GEOCHEMICAL RECONNAISSANCE DATA, YUKON TERRITORY 1977. GSC-OF 520, NGR 31-1977, NTS 116B,C,F,G

MAP	SAMPLE	UTM ZN	UTM EAST	UTM NORTH	ROCK TYPE	AGE	WD	DT	SAMP	RP ST	CBWRS OACAC NNOTO TKLEL	SMP CMP	PPPPTCS RRHAYLR PPYTPSC SBSTESE	ZN	CU	PB	NI	CO	AG	MN	FE	BA	MO	W	HG	U	U-W	F-W	PH
116B	761057	7	633703	7156708	SLSN	36	5	3	6	00	0203	030	0	270	56	16	52	20	0.4	660	3.60	1240	5	4		3.9	0.06	150	7.8
116B	761058	7	629475	7156887	SNDS	44	2	3	6	00	0202	112	0	420	95	27	72	23	0.2	1870	3.95	1810	8	4		7.3	0.02	96	7.4
116B	761059	7	633091	7158962	SHLE	15	1	1	6	00	0201	031	0	136	41	13	28	9	0.2	1000	3.10	1350	3	2		4.4	0.08	78	7.4
116B	761060	7	631700	7160716	SNDS	44	5	3	6	00	0203	211	0	122	61	24	31	13	0.1	940	3.20	1540	3	2		5.5	0.02	50	7.5
116B	761062	7	634292	7160872	SHLE	15	1	2	6	00	0203	220	0	185	101	17	44	13	0.4	1110	3.60	2480	5	2		5.9	0.04	40	7.4
116B	761063	7	634077	7162119	SNDS	44	4	2	6	00	0203	220	0	82	40	12	70	19	0.1	550	3.40	860	1	2		3.3	0.02	32	7.7
116B	761065	7	635784	7161453	SNDS	44	4	3	6	10	0202	112	0	168	69	15	42	18	0.1	1550	3.50	1580	3	2		4.1	0.02	66	7.4
116B	761066	7	635784	7161453	SNDS	44	4	3	6	20	0202	112	0	161	55	12	43	18	0.1	2510	3.10	1480	3	2		3.8	0.02	74	7.4
116B	761067	7	639411	7162169	SNDS	44	5	3	6	00	0203	220	0	118	41	10	134	33	0.1	1000	5.60	960	1	2		3.4	0.02	46	7.8
116B	761068	7	639554	7161248	SHLE	15	3	2	6	00	0202	220	0	210	33	11	45	14	0.1	750	3.15	970	3	2		2.9	0.02	122	7.2
116B	761069	7	642400	7160131	SLSN	36	5	6	6	00	0202	130	0	145	31	13	30	10	0.1	290	2.80	1160	4	2		3.7	0.02	94	7.8
116B	761070	7	642625	7162198	SNDS	44	6	6	6	00	0203	031	0	159	30	11	32	14	0.1	590	2.90	1100	3	2		3.6	0.02	94	7.9
116B	761071	7	642688	7163404	SNDS	44	1	5	6	00	0203	211	0	170	64	21	37	17	0.1	1950	2.85	1570	5	2		5.5	0.02	180	7.4
116B	761072	7	632186	7163434	QRTZ	01	5	4	6	00	0203	031	0	90	40	9	70	19	0.1	590	3.15	800	2	2		2.3	0.02	44	7.9
116B	761073	7	630042	7164924	BSLT	01	1	1	6	00	0200	031	0	118	32	12	106	37	0.1	1000	6.90	890	3	2		2.8	0.02	84	8.0
116B	761074	7	627518	7161529	QRTZ	01	4	3	6	00	0203	220	0	113	41	33	26	13	0.1	945	3.05	870	2	2		3.5	0.02	34	7.6
116B	761075	7	624300	7161126	QRTZ	01	5	6	6	00	0203	310	0	390	94	22	49	26	0.4	1130	4.40	1400	9	2		5.8	0.02	90	7.2
116B	761076	7	623666	7162427	QRTZ	01	3	4	6	00	0210	031	0	44	12	5	12	6	0.1	115	0.90	780	1	2		3.4	0.38	80	8.1
116B	761077	7	621334	7159209	SHLE	15	4	5	6	00	0203	220	0	248	89	14	39	11	0.6	3705	3.30	1480	15	2		5.9	0.02	220	5.3
116B	761078	7	620462	7160888	SNDS	44	7	7	6	00	0203	121	0	360	99	108	63	20	1.0	2320	3.35	2000	8	2		5.9	0.02	54	7.5
116B	761079	7	623426	7164937	QRTZ	01	5	5	6	00	0203	121	0	120	44	29	91	28	0.1	770	4.30	750	2	2		3.2	0.02	42	7.9
116B	761080	7	625241	7167241	SNDS	44	5	5	6	00	0203	220	0	122	41	34	84	28	0.1	760	5.55	780	2	2		3.0	0.02	50	8.0
116B	761082	7	625949	7165774	SNDS	44	2	3	6	00	0201	031	0	82	24	10	29	12	0.1	730	2.50	930	1	2		2.5	0.02	90	8.1
116B	761083	7	627904	7169314	QRTZ	01	1	2	6	00	0201	310	0	140	67	6	125	33	0.1	850	4.80	1030	2	2		2.5	0.12	42	7.5
116B	761084	7	629352	7168099	SNDS	44	1	3	6	00	0201	031	0	88	40	7	76	26	0.1	710	3.90	940	1	2		2.0	0.02	48	7.9
116B	761085	7	630251	7169111	BSLT	01	1	2	6	00	0201	211	0	113	54	3	126	40	0.1	980	6.40	1080	2	2		2.6	0.02	50	7.6
116B	761086	7	632074	7168526	SNDS	44	3	3	6	00	0203	031	0	141	63	9	132	40	0.1	1140	5.65	920	2	2		3.4	0.02	32	7.9
116B	761087	7	632376	7169488	SNDS	44	2	2	6	00	0202	121	0	143	57	6	136	35	0.1	920	5.60	1260	3	2		3.0	0.02	50	7.9
116B	761088	7	636532	7168529	QRTZ	01	3	6	6	00	0203	220	0	156	57	2	126	41	0.1	1010	6.20	970	2	2		3.0	0.02	34	8.1
116B	761089	7	635560	7170362	QRTZ	01	4	2	6	00	0202	220	0	230	40	12	65	20	0.1	760	3.50	1200	6	2		4.3	0.04	76	8.0
116B	761090	7	638138	7169121	QRTZ	01	4	6	6	00	0203	031	0	138	40	13	84	28	0.1	1280	4.45	1160	2	2		3.2	0.02	60	8.0
116B	761091	7	642977	7169171	QRTZ	01	6	7	6	00	1203	031	0	208	55	15	67	27	0.1	3350	3.90	1460	4	4		4.7	0.02	76	7.4
116B	761092	7	638740	7171991	SHLE	15	3	5	6	00	0203	031	0	400	22	10	58	16	0.1	980	2.50	1250	13	4		3.7	0.02	110	7.6
116B	761093	7	641986	7176431	SHLE	15	6	5	6	10	0203	031	0	1060	60	16	109	17	0.2	360	3.10	5800	18	2		7.6	0.40	110	8.1
116B	761094	7	641986	7176431	SHLE	15	6	5	6	20	0203	031	0	1040	59	14	109	18	0.4	365	3.05	5100	17	2		7.1	0.40	140	8.1
116B	761096	7	641152	7178008	ARGL	18	2	6	6	00	0203	112	0	2280	102	10	192	23	0.2	835	3.45	3500	34	2		11.3	0.28	250	7.9
116B	761097	7	641486	7181972	ARGL	18	10	15	6	00	3213	130	1	203	29	6	25	8	0.4	250	2.60	7900	12	2		4.5	0.06	120	8.1
116B	761098	7	639678	7180353	ARGL	18	2	7	6	00	3223	130	2	1260	81	5	130	11	0.6	210	2.55	1560	55	5		12.2	0.962	400	4.4
116B	761099	7	637115	7181784	ARGL	18	3	4	6	00	3213	022	1	315	40	3	50	7	0.1	145	5.65	1260	10	2		7.8	0.141	000	3.5
116B	761100	7	636236	7180359	ARGL	18	3	6	6	00	3223	220	2	2440	126	7	235	26	0.1	725	3.80	7700	28	2		22.4	1.28	600	7.6
116B	761102	7	636583	7177060	SHLE	15	4	5	6	00	0203	031	1	166	64	14	43	17	0.1	375	3.20	1750	5	2		5.4	0.12	98	8.0
116B	761103	7	634194	7180539	ARGL	18	1	3	6	00	3233	220	1	450	94	5	50	6	1.0	380	3.30	1040	41	2		12.7	1.623	700	3.4
116B	761104	7	632778	7178802	ARGL	18	2	5	6	00	0202	121	0	1590	76	7	124	9	0.8	225	1.60	3000	42	2		8.5	0.96	144	7.5
116B	761105	7	632421	7182291	ARGL	18	2	10	6	00	0102	030	0	60	11	6	15	8	0.1	155	1.45	1390	1	2		2.6	0.44	86	7.9
116B	761106	7	626546	7181574	SNDS	44	1	10	6	00	0102	013	0	93	10	5	19	14	0.1	790	2.35	1050	1	2		2.3	0.10	64	7.1
116B	761107	7	623465	7181969	SNDS	44	1	3	6	00	0202	013	0	358	26	1	66	26	0.1	1250	22.00	1140	20	4		1.5	0.04	42	7.4
116B	761108	7	621980	7179674	SNDS	44	2	10	6	00	0212	121	0	172	16	7	29	13	0.1	1410	2.45	1150	1	2		3.3	0.04	46	7.7
116B	761109	7	621841	7177358	SNDS	44	2	5	6	10	0203	030	0	134	19	7	26	10	0.1	275	1.95	980	3	2		3.5	0.04	64	7.7
116B	761110	7	621841	7177358	SNDS	44	2	5	6	20	0203	030	0	136	20	7	28	10	0.1	300	2.00	980	2	2		3.4	0.12	64	7.7
116B	761111	7	622830	7175977	SNDS	44	1	1	6	00	0201	013	0	2750	72	78	180	14	1.0	465	2.50	1480	39	4		7.2	0.24	80	7.8

MAP	SAMPLE	UTM ZN	UTM COORDINATES EAST	UTM COORDINATES NORTH	ROCK TYPE	AGE	WD	DT	SAMP	RP ST	CBWRS OACAC NNOTO TKLEL	SMP CMP	PPPPTCS RRHAYLR PPYTPSC SBSTESE	ZN	CU	PB	NI	CO	AG	MN	FE	BA	MO	W	HG	U	U-W	F-W	PH
116B	761112	7	620212	7173402	SHLE	15	8	3	6	00	0203	310	0	140	66	5	170	41	0.1	740	6.25	1540	2	2		3.1	0.02	50	8.0
116B	761113	7	622790	7173343	SHLE	15	10	5	6	00	0203	220	0	136	65	3	143	38	0.1	810	5.45	1450	2	2		3.2	0.04	50	8.1
116B	761114	7	623318	7169242	SNDS	44	10	8	6	00	0203	031	0	102	37	20	100	33	0.1	920	4.80	880	1	2		2.3	0.02	30	8.2
116B	761116	7	620476	7169482	SNDS	44	6	10	6	00	0203	130	0	113	39	19	114	35	0.1	910	5.30	860	1	2		2.0	0.02	32	8.2
116B	761117	7	626722	7172862	SNDS	44	6	5	6	00	0202	220	0	172	60	7	97	31	0.1	810	5.45	2000	3	2		4.1	0.16	52	8.0
116B	761118	7	629742	7172595	QRTZ	01	6	2	6	00	0202	220	0	152	68	10	80	26	0.1	860	4.50	2160	4	2		4.3	0.16	62	7.8
116B	761119	7	633054	7174838	SNDS	44	2	3	6	00	0203	211	0	154	67	13	58	23	0.1	720	4.35	2600	4	2		3.8	0.08	44	8.1
116B	761120	7	633918	7176042	SHLE	15	5	5	6	00	0202	121	0	112	24	8	35	16	0.1	1670	3.05	1200	2	2		2.8	0.02	58	7.9
116B	761122	7	630946	7175997	SNDS	44	2	10	6	00	0201	022	0	1660	37	10	120	12	0.2	215	2.00	1400	25	2		6.9	1.24	300	8.0
116B	761123	7	628178	7177271	SNDS	44	5	2	6	00	0202	220	0	450	19	9	50	15	0.1	445	2.85	1000	2	2		3.9	0.32	180	8.1
116B	761124	7	627237	7175923	SNDS	44	2	2	6	00	0202	310	0	960	41	14	81	16	0.1	650	2.75	1560	8	2		3.8	0.04	78	7.6
116B	761125	7	593321	7146211	SNDS	44	6	5	6	00	0203	220	0	100	36	16	25	19	0.1	920	3.55	640	1	2		2.9	0.02	80	8.1
116B	761126	7	620729	7183871	SNDS	44	1	3	6	00	0201	013	1	215	10	7	26	9	0.1	750	1.75	1100	3	2		3.7	0.04	42	7.1
116B	761127	7	622792	7184470	SNDS	44	3	4	6	00	0203	112	0	178	23	11	45	16	0.4	1000	2.35	1440	1	2		3.9	0.04	40	7.6
116B	761128	7	624436	7186211	SNDS	44	1	6	6	00	0202	022	0	88	22	7	22	9	0.1	270	1.60	1160	1	2		3.2	0.10	34	7.4
116B	761129	7	626416	7187320	SNDS	44	1	2	6	10	0231	031	0	68	15	6	20	9	0.1	305	1.70	1100	1	2		3.1	0.10	52	7.4
116B	761130	7	626416	7187320	SNDS	44	1	2	6	20	0231	031	0	64	14	5	18	9	0.1	265	1.60	1080	1	2		2.6	0.08	54	7.7
116B	761131	7	624497	7188420	SNDS	44	1	9	6	00	0201	013	0	250	10	1	24192	0.12	300	23.00	1680	11	2		0.9	0.02	50	7.1
116B	761132	7	627786	7189578	SNDS	44	5	15	6	00	0213	031	0	87	17	6	19	8	0.1	200	1.25	1200	1	2		3.3	0.02	40	7.4
116B	761133	7	629099	7190065	SNDS	44	1	5	6	00	0211	022	0	180	19	3	45	16	0.1	15400	8.00	2000	2	2		3.5	0.02	40	7.8
116B	761134	7	623983	7190215	SNDS	44	3	7	6	00	0213	031	0	170	17	5	24	7	0.1	215	1.25	1500	1	2		4.3	0.18	64	7.5
116B	761135	7	620312	7190191	SNDS	44	1	3	6	00	0203	013	0	138	19	10	22	9	0.4	1050	2.20	1920	1	2		3.9	0.04	38	7.5
116B	761137	7	621669	7193617	ARGL	18	1	2	6	00	0200	022	0	126	19	5	20	7	0.4	505	4.60	1670	1	2		3.5	0.18	40	7.0
116B	761138	7	623692	7193976	ARGL	18	1	3	6	00	0211	220	0	70	15	6	14	4	0.1	125	1.10	2000	1	2		3.4	0.18	40	7.1
116B	761139	7	624387	7194864	ARGL	18	1	2	6	00	0212	130	0	60	15	7	12	5	0.2	150	1.40	1360	1	2		3.3	0.28	40	7.1
116B	761140	7	626603	7195500	SNDS	44	1	7	6	00	0111	013	0	52	45	7	17	1	0.1	120	0.60	780	2	2		2.2	0.02	36	7.4
116B	761142	7	630665	7196523	SNDS	44	2	15	6	00	0212	031	0	130	13	6	25	14	0.1	1640	2.90	1440	2	2		3.5	0.10	30	7.8
116B	761143	7	630373	7198919	ARGL	18	3	3	6	00	0202	310	0	250	17	1	38	54	0.1	10000	15.50	1550	8	2		1.8	0.04	28	6.9
116B	761144	7	625639	7198037	ARGL	18	1	8	6	00	0212	013	0	105	17	9	21	9	0.1	265	1.55	1320	2	2		3.1	0.02	40	7.6
116B	761145	7	621373	7199333	ARGL	18	3	9	6	00	0212	130	0	116	14	11	16	5	0.1	185	1.20	1360	2	2		3.5	0.16	32	7.0
116B	761147	7	620359	7199548	LMSN	15	2	6	6	00	0212	022	0	288	23	26	33	5	0.4	260	1.10	4000	4	2		5.7	0.08	70	7.7
116B	761148	7	621840	7201506	LMSN	15	6	8	6	00	0212	112	0	322	21	20	35	11	0.1	1100	1.70	2450	3	2		4.1	0.08	60	7.7
116B	761149	7	623098	7203930	LMSN	15	7	8	6	00	0210	022	0	134	20	17	23	6	0.1	140	1.00	2480	1	2		4.9	0.06	58	7.7
116B	761150	7	621079	7205215	LMSN	15	2	8	6	00	0212	022	0	79	13	6	17	7	0.1	290	1.60	1180	1	2		2.4	0.04	32	8.0
116B	761151	7	619215	7206644	SNDS	44	10	5	6	10	0202	220	0	200	16	26	21	4	0.1	460	1.00	1760	5	4		3.5	0.10	62	8.2
116B	761152	7	619215	7206644	SNDS	44	10	5	6	20	0202	220	0	200	16	25	22	5	0.1	460	1.00	1780	4	2		3.3	0.08	64	8.3
116B	761153	7	618706	7209055	SNDS	44	3	3	6	00	0202	310	0	135	10	6	11	3	0.1	350	0.50	19000	6	2		3.3	0.12	80	8.2
116B	761154	7	618191	7209575	SNDS	44	1	5	6	00	0212	031	0	133	16	5	19	6	0.1	160	1.20	1770	1	2		4.1	0.08	64	7.6
116B	761155	7	623453	7206313	LMSN	15	2	2	6	00	0200	220	0	62	10	10	7	2	0.1	370	0.55	920	4	2		1.3	0.02	46	8.1
116B	761156	7	625669	7204486	LMSN	15	2	2	6	00	0212	022	0	105	11	8	17	7	0.1	780	1.40	1180	2	2		3.2	0.02	32	7.8
116B	761157	7	628531	7206144	ARGL	04	2	2	6	00	0202	220	0	46	10	11	5	1	0.1	3750	5.54	50	3	2		0.9	0.02	32	8.1
116B	761158	7	629768	7207870	ARGL	04	3	2	6	00	0202	220	0	430	20	400	9	3	0.1	1400	1.90	1060	5	2		2.1	0.02	22	8.1
116B	761159	7	631174	7209867	ARGL	04	2	2	6	00	0202	220	0	88	29	45	14	12	0.1	565	2.35	780	2	2		4.9	0.02	22	7.7
116B	761160	7	633437	7210103	ARGL	04	3	2	6	00	0202	031	0	103	17	26	11	8	0.1	220	1.30	900	2	2		3.1	0.02	22	8.1
116B	761162	7	640208	7210348	DLMT	04	2	2	6	00	0202	121	1	86	32	30	17	10	0.1	840	2.30	880	2	2		3.3	0.02	22	8.1
116B	761163	7	637724	7208407	DLMT	04	3	3	6	00	0203	030	0	178	16	32	5	1	0.1	520	0.55	350	4	2		0.9	0.02	22	8.0
116B	761164	7	640421	7205172	ARGL	04	3	3	6	00	0202	031	0	88	33	41	16	16	0.1	970	2.20	940	2	2		4.0	0.02	10	6.9
116B	761165	7	635007	7206011	DLMT	04	5	6	6	00	0202	030	0	190	14	47	4	2	0.1	595	0.60	380	4	2		1.0	0.02	24	8.1
116B	761166	7	633033	7203138	SNDS	44	2	2	6	00	0202	220	0	215	19	8	28	20	0.1	810	2.35	1350	4	2		4.4	0.06	32	7.7
116B	761167	7	635372	7202122	SNDS	44	1	4	6	10	0201	121	0	148	25	20	21	8	0.1	150	1.45	1160	1	2		3.3	0.02	26	7.3

MAP	SAMPLE	UTM ZN	UTM EAST	UTM NORTH	ROCK TYPE	AGE	WD	DT	SAMP	RP ST	CBWRS OACAC NNOTO TKLEL	SMP CMP	PPPPTCS RRHAYLR PPYTPSC SBSTESE	ZN	CU	PB	NI	CO	AG	MN	FE	BA	MO	W	HG	U	U-W	F-W	PH
116B	761168	7	635372	7202122	SNDS	44	1	4	6	20	0201	121	0	175	31	25	25	9	0.1	195	1.70	1130	2	2		3.1	0.02	26	8.0
116B	761170	7	634367	7200717	SNDS	44	1	5	6	00	0211	013	0	85	11	7	14	8	0.1	430	1.95	1140	2	2		3.3	0.04	44	6.9
116B	761171	7	636840	7200342	SNDS	44	2	1	6	00	0200	121	0	62	30	13	13	5	0.1	720	1.15	900	3	2		3.0	0.02	30	8.1
116B	761172	7	640465	7200957	SNDS	44	1	1	6	00	0200	031	0	104	26	35	14	7	0.1	425	1.70	1120	2	2		4.0	0.18	60	7.9
116B	761173	7	640874	7198699	SNDS	44	5	1	6	00	0200	121	1	77	17	14	14	7	0.1	560	1.30	860	3	2		2.9	0.02	50	8.1
116B	761174	7	594171	7159462	QRTZ	01	10	2	6	00	0203	220	0	134	70	68	40	31	0.1	1910	3.60	680	3	2		4.0	0.08	28	7.2
116B	761175	7	593858	7157415	QRTZ	01	5	2	6	00	0202	022	0	135	70	32	40	22	0.1	1500	3.40	1220	4	2		10.6	0.06	110	7.1
116B	761176	7	593074	7157805	SNDS	44	6	3	6	00	0202	121	0	124	21	39	27	9	0.1	1020	1.95	2250	2	2		22.4	0.04	170	7.1
116B	761177	7	589748	7154260	SYNT	36	3	3	6	00	0202	220	0	139	42	35	8	11	0.1	920	2.40	3300	2	2		17.3	0.02	140	6.9
116B	761178	7	590286	7154661	SYNT	36	3	3	6	00	0203	121	0	96	28	27	9	9	0.1	820	2.20	3200	1	2		19.1	0.02	58	7.0
116B	761179	7	588146	7155274	SYNT	36	2	3	6	00	0202	130	0	121	66	38	115	25	0.1	610	3.25	1620	1	2		9.7	0.02	116	7.1
116B	761180	7	587628	7157946	SNDS	44	2	3	6	00	0203	031	0	103	62	38	73	21	0.1	695	3.45	1600	2	2		23.5	0.14	160	7.4
116B	761182	7	588792	7160034	QRTZ	01	3	3	6	00	0203	220	0	94	57	19	65	21	0.1	635	2.80	920	2	15		6.3	0.06	54	7.4
116B	761184	7	588970	7161251	QRTZ	01	2	2	6	00	0202	121	0	95	53	25	44	21	0.1	1000	3.10	800	1	4		4.1	0.04	40	8.0
116B	761185	7	587272	7160374	QRTZ	01	2	3	6	00	0203	121	0	123	124	20	186	45	0.1	1000	5.20	1050	4	2		5.2	0.04	38	8.1
116B	761186	7	587414	7163026	QRTZ	01	3	2	6	00	0203	220	0	101	46	18	64	24	0.1	1010	3.10	780	1	2		3.8	0.02	30	8.2
116B	761187	7	587540	7165374	QRTZ	01	3	3	6	00	0203	031	0	125	58	16	84	27	0.1	1100	3.70	1000	2	2		3.7	0.02	52	8.1
116B	761188	7	584963	7163052	QRTZ	01	3	2	6	00	0203	211	0	83	67	7	145	36	0.1	1020	4.60	1310	2	2		2.5	0.08	34	8.0
116B	761189	7	584169	7166051	SNDS	44	2	1	6	00	0200	121	0	97	37	9	80	27	0.1	760	3.75	850	2	2		3.2	0.04	92	8.0
116B	761190	7	581365	7167465	BSLT	01	2	4	6	00	0200	022	0	102	28	6	34	11	0.1	340	2.20	1140	1	2		3.1	0.16	108	8.4
116B	761191	7	579166	7162448	QRTZ	01	8	4	6	00	0203	220	0	106	50	27	76	22	0.1	775	3.65	1290	2	2		4.2	0.02	52	8.0
116B	761192	7	583089	7159956	QRTZ	01	9	3	6	00	0202	031	0	135	82	36	146	36	0.1	670	3.95	1170	4	2		4.8	0.10	44	8.2
116B	761193	7	581113	7154391	BSLT	01	6	4	6	00	0202	211	0	133	66	15	108	35	0.1	895	4.30	1090	3	2		3.7	0.02	38	8.1
116B	761194	7	577303	7154317	BSLT	01	2	2	6	00	0202	211	0	140	55	11	165	42	0.1	995	5.55	1740	1	2		3.4	0.10	46	8.0
116B	761195	7	575842	7159113	BSLT	01	3	2	6	00	0202	211	0	125	55	6	140	35	0.1	1080	5.20	1320	1	2		2.9	0.02	38	8.2
116B	761196	7	577825	7158076	BSLT	01	2	2	6	00	0202	220	0	200	70	20	104	29	0.1	770	3.95	1280	3	2		4.3	0.14	38	8.1
116B	761197	7	577874	7160374	BSLT	01	3	2	6	10	0202	220	0	134	71	16	124	34	0.1	700	4.55	1300	4	2		4.5	0.04	56	7.9
116B	761198	7	577874	7160374	BSLT	01	3	2	6	20	0202	220	0	135	73	18	123	34	0.1	665	4.15	1200	5	2		4.5	0.02	56	8.0
116B	761199	7	576424	7163766	BSLT	01	2		1	00	02	022	0	200	39	3	71	23	0.1	330	3.10	1270	2	2		4.1			
116B	761200	7	573456	7161773	BSLT	01	2	1	6	00	0200	121	0	136	44	15	114	29	0.1	515	4.00	2200	2	2		4.9	0.02	60	8.0
116B	761202	7	586821	7167038	QRTZ	01	2	2	6	00	0202	211	0	174	60	13	65	23	0.1	1310	4.00	1440	4	2		4.6	0.08	62	7.8
116B	761203	7	592643	7173590	DLMT	04	1	1	6	00	0201	220	0	89	21	17	12	6	0.1	375	1.20	1290	2	2		2.2	0.02	38	8.3
116B	761204	7	593034	7172139	SHLE	15	2	2	6	00	0202	121	0	207	73	14	85	22	0.4	535	3.80	5600	5	2			0.02	64	8.1
116B	761205	7	591553	7171342	SHLE	15	6	4	6	00	0202	310	0	390	92	10	100	27	0.4	1180	4.25	2530	6	2		8.5	0.02	56	8.0
116B	761206	7	589600	7173100	SNDS	44	6	3	6	00	0203	030	0	82	11	17	6	4	0.1	260	0.70	460	3	2		1.6	0.02	62	8.3
116B	761207	7	588354	7169104	BSLT	01	1	1	6	00	0201	220	1	195	91	20	73	27	0.1	1500	4.05	1200	7	2		6.1	0.02	96	7.4
116B	761208	7	588934	7175928	DLMT	04	10	3	6	10	0203	030	0	148	10	39	5	3	0.1	315	0.70	370	3	2		1.3	0.02	40	8.2
116B	761209	7	588934	7175928	DLMT	04	10	3	6	20	0203	030	0	158	10	43	5	3	0.1	320	0.75	410	4	2		1.3	0.02	22	8.3
116B	761210	7	588706	7178438	DLMT	04	3	1	6	00	0202	130	1	315	12	86	8	3	0.1	450	1.75	540	2	2		1.5	0.02	24	8.3
116B	761211	7	591221	7179680	DLMT	04	4	3	6	00	0203	130	1	144	13	37	9	5	0.1	740	1.30	960	2	2		1.9	0.02	24	8.3
116B	761212	7	591461	7177107	DLMT	04	1	1	6	00	0201	220	0	116	14	43	10	5	0.1	325	1.45	1100	3	2		1.8	0.02	26	8.2
116B	761213	7	592804	7176807	DLMT	04	4	4	6	00	0203	310	2	145	10	46	5	2	0.1	475	0.75	720	2	2		1.6	0.02	22	8.3
116B	761214	7	592215	7163032	QRTZ	01	6	2	6	00	0202	220	0	103	31	19	36	21	0.1	1130	3.00	660	3	2		3.7	0.02	32	7.7
116B	761215	7	591864	7165943	QRTZ	01	4	3	6	00	0203	022	0	105	44	16	71	27	0.1	700	4.25	800	3	2		3.2	0.02	24	8.1
116B	761216	7	593940	7165235	BSLT	01	1	1	6	00	0200	220	0	72	46	9	258	15	0.1	890	4.45	520	1	4		1.6	0.02	46	7.8
116B	761217	7	584492	7179867	ARGL	04	3	2	6	00	0203	220	0	152	27	65	17	14	0.1	835	2.20	620	2	2		3.2	0.06	40	8.3
116B	761218	7	583902	7179308	DLMT	04	6	2	6	00	0203	031	1	155	10	45	6	4	0.1	350	0.90	410	3	2		1.3	0.02	22	8.3
116B	761220	7	581633	7178482	DLMT	04	3	2	6	00	0200	031	0	128	12	35	12	7	0.1	270	1.35	720	2	2		3.7	0.08	30	8.3
116B	761222	7	579996	7177395	DLMT	04	1	1	6	00	0202	211	0	138	25	54	19	13	0.1	1040	2.75	620	2	2		3.4	0.12	34	8.2
116B	761223	7	581012	7176273	DLMT	04	1	1	6	00	0202	310	2	278	14	60	10	4	0.1	330	0.85	430	3	2		1.7	0.10	34	8.1

REGIONAL STREAM SEDIMENT AND WATER GEOCHEMICAL RECONNAISSANCE DATA, YUKON TERRITORY 1977. GSC-OF 520, NGR 31-1977, NTS 116B,C,F,G

MAP	SAMPLE	UTM ZN	EAST	NORTH	ROCK TYPE	AGE	WD	DT	SAMP	RP ST	CBWRS OACAC NNOTO TKLEL	SMP CMP	PPPPTCS RRHAYLR PPYTPSC SBSTESE	ZN	CU	PB	NI	CO	AG	MN	FE	BA	MO	W	HG	U	U-W	F-W	PH
116B	761224	7	582924	7174469	DLMT	04	1	1	6	00	3201	112	1	96	10	36	6	4	0.1	260	0.80	440	5	2		1.5	0.02	40	8.2
116B	761225	7	585639	7175455	DLMT	04	4	2	6	10	0203	130	2	185	10	55	5	4	0.1	290	0.95	420	4	2		1.4	0.04	26	8.4
116B	761226	7	585639	7175455	DLMT	04	4	2	6	20	0203	130	2	162	9	50	5	3	0.1	275	0.85	420	3	2		1.4	0.06	22	8.4
116B	761227	7	586012	7174683	DLMT	04	2	2	6	00	0201	220	0	98	20	24	14	8	0.1	460	1.35	800	3	2		2.6	0.02	92	8.3
116B	761228	7	583115	7170874	SHLE	15	8	3	6	00	0203	121	2	184	59	9	94	24	0.1	610	3.30	1840	3	2		4.6	0.14	66	8.3
116B	761229	7	583229	7172060	DLMT	04	7	3	6	00	0203	121	2	116	35	13	41	14	0.1	600	1.70	1120	3	2		3.3	0.06	46	8.4
116B	761230	7	580081	7173401	DLMT	04	3		1	00	02	031	0	39	11	6	7	4	0.1	240	0.75	440	3	2		1.0			
116B	761231	7	578260	7169288	SNDS	44	3	2	6	00	0202	031	0	80	15	7	22	11	0.1	440	2.00	1040	2	2		2.9	1.12	70	8.4
116B	761232	7	574088	7167467	SHLE	44	2	2	6	00	0202	022	0	136	25	6	46	15	0.1	765	2.20	1320	2	2		3.0	0.24	270	8.2
116B	761233	7	572482	7174187	ARGL	04	1	1	6	00	0200	310	0	172	15	54	10	5	0.1	450	0.85	530	4	2		1.9	0.02	42	8.4
116B	761234	7	571921	7177691	DLMT	04	3	3	6	00	0203	220	0	180	24	68	12	6	0.1	1000	1.75	540	4	2		2.1	0.14	38	8.5
116B	761235	7	574603	7171765	ARGL	04	1	2	6	00	0201	031	0	85	16	17	15	10	0.1	440	1.55	710	1	2		2.7	0.02	32	8.3
116B	761236	7	576598	7173077	ARGL	04	6		1	00	02	220	0	68	15	22	9	5	0.1	190	2.30	670	2	2		2.6			
116B	761237	7	577079	7175420	ARGL	04	2	2	6	00	0201	220	0	340	14	55	9	4	0.1	335	1.30	500	1	2		1.9	0.06	68	8.3
116B	761238	7	578032	7179054	ARGL	04	15	3	6	00	0203	310	0	100	58	79	25	20	0.1	1600	3.15	620	1	2		3.1	0.02	22	8.3
116B	761240	7	578290	7180682	ARGL	04	15	7	6	00	0203	220	0	102	28	37	20	10	0.1	925	1.80	670	1	2		2.8	0.04	20	8.4
116B	761242	7	577336	7180559	ARGL	04	8	3	6	00	0202	211	0	78	25	26	14	4	0.1	860	1.35	670	2	2		2.3	0.14	26	8.4
116B	761243	7	618957	7156644	SHLE	15	3	2	6	10	0203	220	0	320	78	24	53	14	0.6	480	3.15	2350	7	2		5.9	0.02	100	7.6
116B	761244	7	618957	7156644	SHLE	15	3	2	6	20	0203	220	0	325	79	23	56	13	0.8	495	3.20	2450	7	2		6.2	0.02	100	7.6
116B	761245	7	613496	7155433	SLSN	36	6	3	6	00	0203	220	0	419	132	14	74	48	0.4	1310	3.60	1540	7	2		5.4	0.02	64	7.3
116B	761246	7	612348	7157312	QRTZ	01	3	2	6	00	0203	310	0	315	102	38	79	25	0.2	960	4.55	3060	5	2		6.5	0.02	58	7.5
116B	761247	7	614516	7159371	SHLE	15	4	2	6	00	0203	220	0	440	89	47	66	22	0.2	1820	3.85	2080	7	2		6.0	0.06	84	8.1
116B	761248	7	613797	7161073	QRTZ	01	4	3	6	00	0203	220	0	115	35	49	26	11	0.1	865	2.55	800	1	2		4.1	0.02	30	8.2
116B	761249	7	613663	7162846	QRTZ	01	3	3	6	00	0203	121	0	88	28	26	22	10	0.1	465	2.45	790	1	2		4.8	0.02	32	7.9
116B	761250	7	610305	7165992	QRTZ	01	2	1	6	00	0201	220	0	58	24	17	17	7	0.1	360	1.85	1350	1	2		4.2	0.02	34	7.7
116B	761251	7	609386	7161914	QRTZ	01	5	3	6	00	0203	310	0	78	26	21	21	10	0.1	430	2.55	750	1	8		4.1	0.02	28	7.6
116B	761252	7	610033	7160606	QRTZ	01	1	1	6	00	0202	211	0	149	74	31	36	15	0.1	1680	2.80	1080	3	6		6.7	0.02	40	7.9
116B	761253	7	608203	7159305	QRTZ	01	2	3	6	00	0203	220	0	87	33	33	45	16	0.1	720	2.65	640	1	5		3.4	0.02	10	7.9
116B	761254	7	608947	7156333	QRTZ	01	5	4	6	00	0203	220	0	450	166	39	85	27	0.8	740	6.50	730	10	2		9.9	0.08	62	6.9
116B	761256	7	607833	7155513	SHLE	15	8	4	6	00	0203	031	0	149	100	25	56	23	0.1	850	4.55	1320	8	2		7.6	0.12	56	5.1
116B	761257	7	597975	7155244	QRTZ	01	5	2	6	00	0203	220	0	140	100	30	74	41	0.1	1900	4.35	840	1	2		5.3	0.02	48	7.3
116B	761258	7	600067	7156130	QRTZ	01	4	3	6	00	0203	130	0	103	51	25	27	15	0.1	610	2.75	870	1	2		2.7	0.04	38	7.6
116B	761259	7	598546	7158812	SNDS	01	7	3	6	00	0203	121	0	80	29	18	40	14	0.1	660	2.50	1060	1	2		5.4	0.02	104	7.7
116B	761260	7	601297	7158351	SNDS	44	10	8	6	00	0203	220	0	84	34	28	38	14	0.1	795	2.95	680	1	2		3.2	0.02	38	7.9
116B	761262	7	603625	7158764	QRTZ	01	4	3	6	00	0203	211	0	106	46	36	56	19	0.1	1010	3.00	710	1	2		3.6	0.04	26	7.9
116B	761263	7	604335	7161048	QRTZ	01	4	4	6	00	0203	121	0	78	28	25	23	12	0.1	570	2.60	680	1	2		3.6	0.02	24	7.7
116B	761264	7	600398	7163445	QRTZ	01	5	5	6	00	0202	220	0	63	26	13	27	12	0.1	455	2.50	730	1	2		4.2	0.02	24	7.8
116B	761265	7	598037	7164772	QRTZ	01	5	3	6	00	0203	310	0	85	43	21	38	21	0.1	1220	3.05	620	1	2		2.9	0.02	30	8.2
116B	761266	7	599333	7167310	QRTZ	01	4	2	6	00	0202	121	0	100	45	22	85	26	0.1	790	4.05	1750	1	2		3.3	0.02	34	7.9
116B	761267	7	596836	7167756	SNDS	44	10	8	6	00	0203	121	0	111	41	13	101	29	0.1	875	4.00	1020	1	2		2.5	0.02	50	8.1
116B	761268	7	594366	7167186	QRTZ	01	2	2	6	00	0202	211	0	230	67	20	73	25	0.1	1480	4.10	1260	2	2		4.9	0.02	80	7.8
116B	761269	7	595222	7166421	BSLT	01	2	3	6	00	0202	211	0	83	45	12	85	26	0.1	1110	3.65	920	1	2		2.5	0.02	48	8.1
116B	761270	7	597626	7170451	SHLE	15	3	2	6	00	0202	031	0	215	90	15	120	33	0.1	860	5.10	3750	3	2		5.3	0.02	66	8.1
116B	761271	7	596635	7170386	SHLE	15	3	6	6	10	0202	220	0	540	100	20	153	37	0.1	1130	4.70	3700	5	2		7.0	0.10	120	8.1
116B	761272	7	596635	7170386	SHLE	15	3	6	6	20	0202	220	0	560	102	20	155	38	0.1	1110	4.65	3650	4	2		6.8	0.06	128	8.2
116B	761273	7	596401	7173442	SNDS	44	5	3	6	00	0202	121	0	142	30	14	36	10	0.1	490	1.75	1420	2	2		2.9	0.08	76	8.2
116B	761274	7	596024	7176290	DLMT	04	4	4	6	00	3202	220	1	133	10	22	8	7	0.1	410	1.10	830	1	2		1.7	0.02	34	8.2
116B	761275	7	598153	7175823	DLMT	04	2	2	6	00	0202	130	1	81	10	18	5	3	0.1	195	0.65	540	1	2		1.4	0.02	34	8.4
116B	761276	7	599466	7175136	DLMT	04	1	2	6	00	0201	121	0	155	63	21	55	20	0.1	570	3.70	3340	5	2		5.0	0.02	44	8.3
116B	761277	7	602098	7174161	DLMT	04	9	6	6	00	0202	310	0	156	52	11	94	30	0.1	775	5.00	1800	2	2		3.5	0.16	60	8.4

MAP	SAMPLE	UTM ZN	UTM EAST	UTM NORTH	ROCK TYPE	AGE	WD	DT	SAMP	RP ST	CBWRS OACAC NNOTO TKLEL	SMP CMP	PPPPTCS RRHAYLR PPYTPSC SBSTESE	ZN	CU	PB	NI	CO	AG	MN	FE	BA	MO	W	HG	U	U-W	F-W	PH
116B	761278	7	603438	7172401	SHLE	15	8	4	6	00	0202	220	0	138	58	15	85	30	0.1	950	4.80	1260	2	2		3.3	0.02	48	8.3
116B	761280	7	597776	7181083	DLMT	04	3	3	6	00	0202	121	0	255	14	56	9	5	0.1	655	1.20	660	2	2		1.8	0.02	28	8.3
116B	761282	7	600275	7180815	DLMT	04	3	3	6	00	0203	220	0	270	14	73	7	5	0.1	500	1.10	520	2	2		1.7	0.02	22	8.2
116B	761283	7	601599	7181124	DLMT	04	3	2	6	00	0202	220	0	175	16	87	13	5	0.1	620	1.05	1200	4	2		2.0	0.04	24	8.3
116B	761284	7	602658	7176771	DLMT	04	1	1	6	10	0201	031	0	99	14	36	8	4	0.1	435	1.05	620	2	2		1.4	0.02	20	8.3
116B	761285	7	602658	7176771	DLMT	04	1	1	6	20	0201	031	0	93	13	38	9	3	0.1	465	1.05	530	2	2		1.3	0.02	20	8.2
116B	761286	7	604330	7176277	DLMT	04	2	2	6	00	0203	130	0	95	25	22	21	10	0.1	640	1.75	1000	2	2		3.0	3.60	68	8.2
116B	761287	7	605322	7180126	DLMT	04	6	2	6	00	0202	031	0	205	12	140	10	4	0.1	550	1.00	540	3	2		2.1	0.02	30	8.3
116B	761288	7	607310	7180701	DLMT	04	5	2	6	00	0202	130	0	165	18	43	15	7	0.1	550	1.25	680	2	2		2.4	0.02	22	8.2
116B	761289	7	607120	7178361	DLMT	04	3	2	6	00	0202	220	0	166	12	45	10	3	0.1	345	0.80	760	4	2		2.6	0.10	38	8.2
116B	761290	7	607036	7167964	QRTZ	01	10	8	6	00	0203	220	0	90	39	22	46	20	0.1	850	3.55	800	1	2		3.8	0.02	28	7.5
116B	761291	7	610360	7168848	SNDS	44	10	6	6	00	0203	130	0	100	40	19	78	23	0.1	785	3.95	1040	1	2		3.3	0.02	30	7.9
116B	761292	7	612390	7168662	SNDS	44	8	7	6	00	0202	130	0	92	38	16	95	29	0.1	830	4.15	840	1	2		2.6	0.02	36	8.3
116B	761293	7	618065	7168423	BSLT	01	8	3	6	00	0202	030	0	121	51	40	148	39	0.1	920	5.40	710	2	2		3.0	0.02	30	8.3
116B	761294	7	613243	7172467	SHLE	15	4	3	6	00	0203	121	0	128	70	1	146	43	0.1	1000	6.20	2730	1	2		3.7	0.14	32	8.2
116B	761296	7	609794	7172974	SNDS	44	3	3	6	00	0203	130	0	150	58	7	120	30	0.1	900	4.60	2460	2	2		4.0	0.28	104	8.4
116B	761297	7	610934	7177577	SNDS	44	1	2	6	00	0110	031	0	175	32	72	21	9	0.1	260	1.90	1040	5	2		5.1	0.02	40	7.8
116B	761298	7	612481	7177306	SNDS	44	1	1	6	00	0201	220	0	1380	75	15	148	30	0.1	715	4.30	3070	13	2		6.9	0.58	82	8.1
116B	761299	7	615641	7178269	SNDS	44	3	2	6	00	0202	220	0	1460	64	11	151	19	0.1	630	3.65	2100	7	2		5.3	0.16	70	8.1
116B	761300	7	616747	7179641	SNDS	44	1	5	6	00	0210	013	0	195	17	27	24	28	0.1	1120	6.30	1000	3	2		3.2	0.02	38	8.1
116B	761302	7	615148	7182153	LMSN	15	1	2	6	00	0212	022	0	240	22	30	27	7	0.1	300	1.00	1140	1	2		7.1	0.04	38	8.3
116B	761303	7	636625	7196821	SNDS	44	1	3	6	00	0200	022	0	103	12	6	16	8	0.1	650	1.55	1250	1	2		2.9	0.02	28	8.1
116B	761304	7	637412	7195587	SNDS	44	1	3	6	10	0200	022	0	48	11	5	10	4	0.1	90	1.30	1060	1	2		2.7	0.02	32	6.8
116B	761305	7	637412	7195587	SNDS	44	1	3	6	20	0200	022	0	50	11	5	10	3	0.1	90	1.35	1020	1	2		3.0	0.02	30	8.4
116B	761306	7	640323	7194591	ARGL	18	7	3	6	00	0202	211	0	112	18	7	20	10	0.1	650	1.55	1380	2	2		2.5	0.06	42	8.4
116B	761307	7	641548	7191569	LMSN	20	3	6	6	00	0202	211	0	135	38	10	27	8	0.1	250	1.95	2420	1	2		2.5	0.02	40	8.4
116B	761309	7	640878	7184575	ARGL	18	3	2	6	00	0202	130	0	188	25	6	27	4	0.8	180	1.30	6200	3	2		4.9	0.02	50	8.5
116B	761310	7	638807	7186895	ARGL	18	1	2	6	00	0211	130	0	60	16	5	11	5	0.1	220	1.45	1660	1	2		2.6	0.04	56	7.3
116B	761311	7	634291	7187400	ARGL	18	3	2	6	00	0202	030	1	62	41	10	17	5	0.1	90	1.50	2270	1	2		3.3	0.02	60	8.1
116B	761312	7	633518	7189948	ARGL	18	1	2	6	00	0201	031	0	78	14	5	12	7	0.1	165	1.50	1250	1	2		3.3	0.02	38	8.3
116B	761313	7	632037	7190484	ARGL	18	1	2	6	00	0211	022	0	64	17	5	14	6	0.1	175	1.20	1290	1	2		2.8	0.02	44	8.2
116B	761314	7	632052	7188224	ARGL	18	1	3	6	00	0211	130	0														0.14	54	8.2
116B	761315	7	631175	7185790	ARGL	18	2	4	6	00	0211	031	0	370	37	7	46	8	1.0	230	3.00	2360	12	2		8.0	0.06	36	7.5
116B	761316	7	626476	7184583	SNDS	44	3	3	6	00	0212	030	0	54	15	6	13	6	0.1	130	1.50	1030	1	2		2.8	0.02	38	7.5
116B	761317	7	616750	7153196	QRTZ	36	8	4	6	00	0203	220	0	195	120	11	38	20	0.1	510	4.60	1260	12	2		5.6	0.02	48	5.9
116B	761318	7	613247	7153455	QRTZ	36	7	4	6	00	0203	121	0	215	80	20	49	29	0.4	770	3.40	1060	8	2		21.9	0.08	102	6.9
116B	761319	7	613852	7149335	SYNT	36	10	3	6	00	0203	310	0	137	100	93	21	16	0.2	590	2.45	1530	6	2		43.6	0.16	56	6.9
116B	761320	7	612607	7154167	SNDS	44	12	6	6	00	0203	220	0	220	102	35	22	9	0.4	350	8.20	870	16	2		9.3	0.02	66	6.7
116B	761322	7	611010	7153264	SNDS	44	1	1	6	00	2203	310	0	112	67	4	14	4	0.6	165	4.15	1460	11	2		5.2	0.02	128	4.8
116B	761323	7	610715	7150544	QRTZ	36	5	3	6	00	0203	022	0	210	200	58	40	24	0.4	290	3.85	860	9	2		23.8	0.02	64	6.5
116B	761324	7	609846	7151219	SYNT	36	25	3	6	00	0202	211	0	47	30	13	8	7	0.6	430	1.60	1580	4	8		29.7	0.12	40	6.7
116B	761325	7	603910	7149531	ARGL	34	6	6	6	00	0202	211	0	165	56	13	28	14	0.1	1010	3.25	2100	9	4		29.3	0.32	44	7.0
116B	761326	7	602100	7151315	QRTZ	01	4	2	6	00	0203	121	0	295	75	20	73	23	0.1	840	3.65	1660	6	2		13.0	0.06	56	7.4
116B	761327	7	598703	7150736	QRTZ	01	4	2	6	00	0203	220	0	128	70	29	40	27	0.1	1870	5.10	720	1	2		31.4	0.06	60	7.9
116B	761328	7	598202	7152646	QRTZ	01	1	4	6	00	0203	022	0	158	82	59	18	21	0.1	1590	3.75	900	5	2		6.8	0.02	32	7.0
116B	761329	7	599486	7152734	QRTZ	01	5	3	6	00	0203	121	0	111	48	41	45	22	0.1	1230	3.40	770	1	2		3.7	0.02	32	8.1
116B	761330	7	600738	7148607	QRTZ	01	6	4	6	00	0203	013	0	155	49	13	38	14	0.1	490	3.20	2080	7	17		21.6	0.20	54	7.6
116B	761332	7	596636	7141401	BSLT	01	8	8	6	00	0233	220	0	80	22	10	24	14	0.1	660	2.90	790	1	2		3.3	0.08	84	7.6
116B	761333	7	599505	7144875	SNDS	44	4	3	6	00	0203	220	0	122	72	14	69	28	0.1	1300	5.05	1160	2	2		4.1	0.02	34	6.2
116B	761334	7	603467	7144813	DORT	36	7	6	6	00	0203	022	0	98	24	7	17	6	0.1	235	1.50	1760	1	2		2.5	0.34	104	8.1

REGIONAL STREAM SEDIMENT AND WATER GEOCHEMICAL RECONNAISSANCE DATA, YUKON TERRITORY 1977. GSC-OF 520, NGR 31-1977, NTS 116B,C,F,G

MAP	SAMPLE	UTM ZN	EAST	NORTH	ROCK TYPE	AGE	WD	DT	SAMP	RP ST	CBWRS OACAC NNOTO TKLEL	SMP CMP	PPPPTCS RRHAYLR PPYTPSC SBSTESE	ZN	CU	PB	NI	CO	AG	MN	FE	BA	MO	W	HG	U	U-W	F-W	PH
116B	761335	7	606257	7146891	ARGL	34	5	3	6	10	2203	220	1	155	62	8	27	10	0.1	305	3.45	2100	6	4		8.1	0.04	160	5.5
116B	761336	7	606257	7146891	ARGL	34	5	3	6	20	2203	220	1	150	60	7	26	11	0.2	295	3.30	2060	7	2		8.2	0.02	158	5.4
116B	761337	7	606721	7145102	SNDS	44	6	3	6	00	0203	121	0	405	82	16	71	19	0.4	1030	2.80	2100	11	2		6.3	0.02	36	7.1
116B	761338	7	609332	7144680	SYNT	36	5	3	6	00	0203	121	0	140	53	62	28	15	0.1	740	3.20	1020	8	8		19.1	0.08	260	7.0
116B	761339	7	609324	7146293	SYNT	36	3	2	6	00	0203	022	0														0.12	184	4.6
116B	761340	7	613346	7145913	SNDS	44	3	2	6	00	0203	031	0														0.10	250	7.0
116B	761342	7	613767	7144848	SYNT	36	3	2	6	00	0203	031	0	84	33	52	10	8	0.1	505	2.30	1710	15	8		68.2	0.18	260	7.3
116B	761343	7	612178	7145976	SNDS	44	2	2	6	00	0203	211	0	130	39	106	5	7	0.2	650	2.35	2030	5	8		47.1	0.10	340	7.0
116B	761344	7	617117	7140953	SNDS	44	8	3	6	10	0203	220	0	84	29	20	16	8	0.1	375	1.80	1160	3	2		21.2	0.02	42	7.7
116B	761346	7	617117	7140953	SNDS	44	8	3	6	20	0203	220	0	76	28	9	18	8	0.1	480	1.70	1160	1	2		3.9	0.06	26	7.8
116B	761347	7	619719	7142106	QRTZ	36	8	2	6	00	0203	130	0														0.08	220	7.7
116B	761348	7	611453	7139801	SNDS	44	8	8	6	00	0103	220	0	120	31	25	26	10	0.4	520	2.20	1240	2	2		4.3	0.02	52	7.9
116B	761349	7	609407	7138490	DORT	36	6	10	6	00	0202	022	0	92	23	14	18	9	0.2	390	2.30	1260	2	2		3.9	0.02	36	7.7
116B	761350	7	609025	7139580	QRTZ	36	4	5	6	00	0102	022	0	106	50	28	20	11	0.1	460	2.35	1040	3	2		7.7	0.02	66	7.3
116B	761351	7	605873	7138090	DORT	36	4	5	6	00	0102	031	0	80	75	23	24	8	1.4	150	4.70	980	5	8		12.7	0.04	42	6.6
116B	761352	7	602956	7139746	ARGL	34	6	8	6	00	0102	220	0	119	55	30	29	14	0.6	420	2.90	1390	4	2		5.7	1.00	144	8.4
116B	761353	7	602857	7138795	ARGL	34	10	8	6	00	0103	220	0	177	42	15	37	13	0.2	770	2.50	1230	2	2		3.6	0.04	60	8.3
116B	761354	7	600774	7138780	BSLT	01	5	5	6	00	0102	211	0														0.14	116	8.3
116B	761355	7	600702	7136692	SHLE	15	5	8	6	00	0102	211	0														0.02	34	7.4
116B	761356	7	599568	7133968	SNDS	44	8	10	6	00	0102	220	0	125	19	5	26	11	0.1	665	2.15	930	1	2		2.9	0.04	66	7.9
116B	761357	7	597191	7131289	SNDS	44	8	8	6	00	0102	031	0														0.02	76	8.0
116B	761358	7	601541	7131928	SHLE	15	8	8	6	00	0102	031	0	134	55	10	38	16	0.1	510	2.75	1160	1	2		3.3	0.02	32	7.9
116B	761359	7	602184	7130252	ARGL	34	8	5	6	00	0102	220	0	111	42	7	38	15	0.1	690	2.90	1060	1	2		2.5	0.02	60	7.8
116B	761360	7	601449	7127968	SNDS	44	6	5	6	00	0102	121	0	128	32	8	28	14	0.2	1320	2.00	1270	3	2		3.4	0.06	84	8.1
116B	761363	7	599592	7126560	SHLE	15	8	10	6	00	0103	130	0	130	36	8	34	14	0.1	470	2.70	1200	3	2		3.0	0.06	66	7.9
116B	761364	7	606063	7127208	DORT	36	8	10	6	10	0103	130	0	58	19	8	15	7	0.1	190	1.90	1030	1	2		3.6	0.02	42	7.8
116B	761365	7	606063	7127208	DORT	36	8	10	6	20	0103	130	0	60	20	10	15	8	0.1	200	2.00	1090	2	2		3.8	0.04	42	7.7
116B	761366	7	607158	7129875	QRTZ	36	5	5	6	00	0102	220	0	78	49	5	33	14	0.1	410	2.95	1050	1	2		3.0	0.02	52	7.8
116B	761367	7	606528	7131595	QRTZ	36	8	8	6	00	0102	220	0	345	67	42	60	31	0.1	700	3.55	1140	3	2		2.8	0.02	30	7.6
116B	761368	7	611268	7133043	DORT	36	10	8	6	00	0103	220	0	230	78	6	57	29	0.1	840	4.00	970	2	2		0.1	0.02	34	7.6
116B	761369	7	611460	7130736	QRTZ	36	6	8	6	00	0103	211	0	85	68	4	30	17	0.1	485	2.85	1080	2	2		3.0	0.02	40	7.3
116B	761370	7	610465	7129160	SNDS	36	6	6	6	00	0102	211	0														0.04	28	7.4
116B	761371	7	613893	7127803	QRTZ	36	6	8	6	00	0103	211	0														0.04	34	7.5
116B	761372	7	619491	7131177	QRTZ	36	6	10	6	00	0103	220	0														0.02	50	7.7
116B	761373	7	619581	7128903	QRTZ	36	6	10	6	00	0103	211	0														0.02	68	7.8
116B	761374	7	619469	7137614	QRTZ	36	6	10	6	00	0103	310	0	90	77	5	33	18	0.1	510	2.60	850	2	2		2.3	0.06	26	7.5
116B	761375	7	617781	7136451	QRTZ	36	6	10	6	00	0103	031	0	75	64	5	26	15	0.1	450	2.55	900	1	2		2.3	0.02	10	7.4
116B	761376	7	592830	7141760	QRTZ	01	8	8	6	00	0203	310	0	85	24	12	26	16	0.1	1000	3.00	800	2	2		3.2	0.02	44	8.2
116B	761377	7	595734	7143741	SNDS	44	10	10	6	00	0103	310	0														0.02	84	8.0
116B	761378	7	595393	7148766	QRTZ	01	12	12	6	00	0103	310	0	112	44	26	38	24	0.1	1760	4.20	1300	3			4.4	0.02	54	7.8
116B	761379	7	595507	7153640	QRTZ	01	10	8	6	00	0203	220	0														0.02	54	7.3
116B	761380	7	589440	7147865	QRTZ	01	10	12	6	00	0203	220	0	107	29	21	31	24	0.1	2050	2.90	790	2	2		4.0	0.02	46	7.4
116B	761382	7	588683	7149542	QRTZ	01	14	8	6	00	0203	130	0	50	15	8	16	9	0.1	310	1.85	800	1	2		4.1	0.02	48	7.4
116B	761383	7	587595	7146342	QRTZ	01	8	6	6	00	0103	310	0	108	35	17	46	23	0.1	1140	3.45	720	2	2		3.4	0.02	50	7.9
116B	761384	7	589062	7144580	QRTZ	01	10	8	6	10	0203	310	0	110	45	31	42	28	0.1	1500	4.25	700	1	2		3.0	0.02	56	7.8
116B	761385	7	589062	7144580	QRTZ	01	10	8	6	20	0203	310	0	101	40	17	42	25	0.1	1200	4.00	650	1	2		3.2	0.02	56	7.9
116B	761387	7	588080	7141747	QRTZ	01	8	12	6	00	0103	220	0	115	41	26	43	26	0.1	1470	4.50	580	2	2		3.3	0.02	60	8.1
116B	761388	7	586917	7141068	QRTZ	01	10	6	6	00	0103	310	0														0.02	54	8.0
116B	761389	7	585538	7142765	QRTZ	01	24	15	6	00	0103	211	0														0.02	60	7.9
116B	761390	7	582495	7140823	QRTZ	01	30	20	6	00	0103	220	0	102	34	15	50	22	0.1	420	3.45	740	1	2		2.9	0.02	60	8.0

REGIONAL STREAM SEDIMENT AND WATER GEOCHEMICAL RECONNAISSANCE DATA, YUKON TERRITORY 1977. GSC-OF 520, NGR 31-1977, NTS 116B,C,F,G

MAP	SAMPLE	UTM ZN	UTM EAST	UTM NORTH	ROCK TYPE	AGE	WD	DT	SAMP	RP ST	CBWRS OACAC NNOTO TKLEL	SMP CMP	PPPPTCS RRHAYLR PPYTPSC SBSTESE	ZN	CU	PB	NI	CO	AG	MN	FE	BA	MO	W	HG	U	U-W	F-W	PH
116B	761391	7	580914	7145011	QRTZ	01	3	4	6	00	0201	310	0														0.02	68	6.8
116B	761393	7	582662	7149429	QRTZ	01	6	8	6	00	0103	310	0														0.02	40	7.8
116B	761394	7	583777	7150414	SNDS	44	8	8	6	00	0103	022	0	92	40	20	61	25	0.1	1190	3.55	1070	2	2		4.6	0.02	42	7.8
116B	761395	7	584648	7149947	SNDS	44	8	8	6	00	0103	310	0	164	34	18	46	22	0.1	800	3.70	870	2	2		4.1	0.02	54	7.8
116B	761396	7	584097	7145821	QRTZ	01	8	6	6	00	0203	220	0	115	46	23	44	26	0.1	1320	4.50	590	1	2		2.9	0.02	54	8.0
116B	761397	7	585977	7136177	QRTZ	01	10	8	6	00	0203	310	1	630	85	10	117	26	0.1	545	4.90	2500	7	2		4.1	0.12	94	8.2
116B	761398	7	584503	7133667	QRTZ	01	12	8	6	00	0203	310	1	1140	101	16	153	32	0.2	1000	4.80	4200	7	2		4.8	0.10	114	8.0
116B	761399	7	587406	7131972	QRTZ	01	3	6	6	00	0102	310	0	146	29	14	42	17	0.1	590	3.25	1360	2	2		4.4	0.04	94	7.7
116B	761400	7	589872	7133406	QRTZ	01	4	6	6	00	0103	121	0	126	24	13	63	19	0.1	495	2.90	1030	1	2		2.3	0.06	70	8.1
116B	761402	7	595818	7138408	QRTZ	01			1	00	01	310	0	96	40	16	33	18	0.1	950	3.20	800	1	2		3.0			
116B	761403	7	594202	7138196	QRTZ	01	12	10	6	00	0112	013	0	86	20	4	12	8	0.1	130	0.80	490	1			5.5	0.04	84	8.0
116B	761404	7	593926	7136054	QRTZ	01	4	8	6	00	0102	022	0	88	27	10	27	14	0.1	620	2.55	790	1	2		4.4	0.12	98	7.6
116B	761405	7	592329	7136363	QRTZ	01	4	8	6	00	0102	310	0	96	31	15	45	21	0.1	950	3.60	660	2	2		3.2	0.02	76	7.8
116B	761406	7	592281	7134167	SNDS	44	4	5	6	00	0101	013	0	83	18	1	21	12	0.1	2200	15.50	1020	1	2		1.8	0.02	90	7.8
116B	761407	7	591204	7133188	SNDS	44	8	8	6	00	0101	022	0	56	123	9	37	9	0.4	690	2.00	940	1	2		4.1	0.02	68	6.8
116B	761408	7	592862	7129051	SNDS	44	10	10	6	00	0101	013	0	78	15	5	18	10	0.1	400	2.00	1040	1	2		3.5	0.02	58	7.4
116B	761409	7	591221	7126345	SNDS	44	10	10	6	10	0102	220	0	97	25	14	30	16	0.1	2700	3.15	1240	1	2		3.6	0.02	80	7.7
116B	761410	7	591221	7126345	SNDS	44	10	10	6	20	0102	220	0	95	24	9	29	15	0.1	2450	3.20	1250	1	2		3.6	0.02	60	7.7
116B	761411	7	594728	7126498	SNDS	44	14	12	6	00	0103	130	0	81	16	5	20	12	0.1	350	1.90	990	1	2		2.9	0.04	80	7.6
116B	761412	7	596143	7128254	BSLT	01	18	10	6	00	0103	121	0	76	20	3	23	15	0.1	1880	2.55	1370	1	2		3.1	0.02	60	6.9
116B	761413	7	579305	7152722	BSLT	01	3	6	6	00	0203	310	0	114	46	23	67	28	0.1	1310	5.10	650	1	2		3.3	0.02	44	7.8
116B	761414	7	572946	7153044	SNDS	44	3	6	6	00	0203	220	0	99	28	6	110	31	0.1	590	4.60	1520	1	2		3.2	0.02	112	8.2
116B	761415	7	574878	7148383	SNDS	44	6	8	6	00	0202	031	0	86	26	11	41	17	0.1	390	2.95	820	1	2		3.8	0.02	92	7.8
116B	761416	7	578432	7146973	QRTZ	01	6	6	6	00	0203	121	0	66	17	10	27	12	0.1	620	1.80	870	1	2		3.1	0.02	104	7.7
116B	761417	7	577371	7146274	QRTZ	01	4	2	6	00	0203	022	0	235	93	10	215	36	0.4	810	4.80	1100	6	2		5.8	0.02	60	7.5
116B	761418	7	575420	7145508	QRTZ	01			1	00	02	121	0	300	128	28	74	32	0.6	1120	5.30	2000	10	2		12.5			
116B	761420	7	573786	7143564	QRTZ	01	6	6	6	00	0202	022	0	74	35	19	32	19	0.1	930	3.65	630	1	2		2.7	0.02	24	7.5
116B	761422	7	572848	7135195	QRTZ	01	8	10	6	10	0203	130	0	124	21	5	34	13	0.1	730	2.15	1240	1	2		3.4	0.04	184	7.9
116B	761423	7	572848	7135195	QRTZ	01	8	10	6	20	0203	130	0	136	23	5	36	13	0.1	980	2.15	1220	1	2		3.0	0.02	186	7.6
116B	761424	7	574720	7134470	SNDS	44	8	8	6	00	0102	022	0	105	18	3	25	10	0.1	980	2.20	1160	1	2		3.1	0.06	184	7.5
116B	761425	7	575328	7138005	QRTZ	01	8	8	6	00	0103	112	0	540	34	4	91	20	0.1	670	2.85	1870	3	2		3.5	0.02	160	7.6
116B	761427	7	577852	7140035	QRTZ	01	6	6	6	00	0203	220	0	400	32	6	88	24	0.1	615	4.50	7600	2	2		4.0	0.02	88	8.0
116B	761428	7	576770	7139888	QRTZ	01	6	8	6	00	0203	022	0	163	22	6	40	14	0.1	375	2.50	2630	2	2		3.7	0.02	78	7.7
116B	761429	7	580892	7139279	BSLT	01	8	8	6	00	0203	220	0	200	41	8	50	14	0.1	420	3.10	6700	5	2		3.6	0.12	92	7.8
116B	761430	7	578191	7131214	SNDS	44	2	5	6	00	0102	030	0	81	20	7	20	9	0.1	330	2.05	1100	1	2		3.0	0.02	124	7.4
116B	761431	7	579989	7131969	SNDS	44	4	8	6	00	0101	031	0	88	15	5	19	10	0.1	310	2.50	1160	1	2		3.7	0.02	80	7.3
116B	761432	7	580343	7129376	SNDS	44	8	8	6	00	0103	022	0	58	9	3	13	9	0.1	320	1.80	880	1	2		3.8	0.04	64	7.2
116B	761433	7	581987	7131085	SNDS	44	8	10	6	00	0202	220	0	1220	69	26	127	27	0.1	1040	4.80	2650	4	2		4.6	0.16	144	8.1
116B	761434	7	583358	7127369	SNDS	44	8	8	6	00	0202	031	0	64	11	5	14	15	0.1	1080	1.90	1040	1	2		3.6	0.10	66	7.1
116B	761435	7	587379	7126983	SNDS	44	8	6	6	00	0203	031	0	56	13	4	14	8	0.1	230	1.50	1080	1	2		3.5	0.04	58	7.3
116B	763009	7	615411	7145440	SNDS	44	15	10	6	00	0102	021	0	105	25	29	14	6	0.1	560	2.15	1170	14	50		133.0	0.12	400	7.3
116B	763022	7	617288	7141554	SNDS	44	8	15	6	00	0103	300	0	91	22	50	11	5	0.1	385	1.60	880	1	2		50.8	0.06	560	7.4
116B	763118	7	616480	7146895	SNDS	44	20	10	6	00	0203	300	0	86	38	18	17	12	0.1	375	1.90	1390	2	6		24.8	0.04	172	7.1
116B	763197	7	611071	7140897	SNDS	44	12	20	6	00	0203	310	0	180	38	350	12	8	1.4	555	2.50	1050	2	2		17.5	0.02	240	7.5
116B	775002	7	617134	7191525	GLCM	44	3	15	6	00	01101	012	0051212	188	26	25	35	13	0.1	440	1.95	1220	3	2	60	3.7	0.24	140	7.7
116B	775004	7	615469	7190212	GLCM	44	2	10	6	00	01001	012	0051222	96	10	7	23	9	0.1	1000	2.30	1320	1	2	20	3.1	0.06	80	7.8
116B	775005	7	614527	7188003	GLCM	44	1	5	6	00	01001	003	0051212	110	6	1	5	1	0.1	4102	3.00	1000	1	2	250	0.8	0.06	72	8.2
116B	775006	7	612949	7183751	GLCM	44	5	2	6	00	01016	030	0051222	1120	14	46	27	5	0.1	450	0.95	680	2	2	30	7.1	9.50	120	8.1
116B	775007	7	612364	7182463	GLCM	44	2	10	6	00	01116	030	0051212	78	14	19	13	5	0.1	335	1.20	900	1	2	30	2.9	0.76	68	8.6
116B	775008	7	609760	7189041	SHLE	19	1	10	6	00	01111	012	0051222	90	16	6	17	8	0.1	520	1.55	1200	1	2	40	4.1	0.76	76	7.8

MAP	SAMPLE	UTM COORDINATES ZN	EAST	NORTH	ROCK TYPE	AGE	WD	DT	SAMP	RP ST	CBWRS OACAC NNOTO TKLEL	SMP CMP	PPPPTCS RRHAYLR PPYTPSC SBSTESE	ZN	CU	PB	NI	CO	AG	MN	FE	BA	MO	W	HG	U	U-W	F-W	PH
116B	775009	7	609086	7188877	SHLE	19	3	6	6	00	01021	021	0051222	98	12	11	18	10	0.1	715	2.00	1280	1	2	40	2.8	0.22	66	7.6
116B	775010	7	606762	7187805	SHLE	19	8	2	6	00	01021	210	0051212	198	22	37	19	6	0.2	1100	1.4599999		2	2	100	3.4	0.56	80	8.3
116B	775011	7	606082	7188104	SHLE	19	20	2	6	00	01021	210	0051222	265	14	74	17	5	0.1	855	1.1099999		4	2	60	3.1	0.96	72	8.2
116B	775012	7	608587	7191594	SHLE	19	2	5	6	00	01021	012	0051222	194	12	13	28	12	0.1	400	2.05	1460	1	2	50	3.3	0.16	60	7.6
116B	775013	7	607907	7191220	SHLE	19	6	5	6	00	01031	120	0051222	166	16	36	17	5	0.2	580	1.30	6600	3	2	90	3.2	1.10	66	8.3
116B	775014	7	607121	7192985	SHLE	19	3	20	6	10	01021	012	0051222	134	12	5	20	9	0.5	265	2.40	2450	2	2	70	3.9	0.02	46	7.2
116B	775015	7	607121	7192985	SHLE	19	3	20	6	20	01021	012	0051222	114	12	4	18	6	0.1	115	1.35	2600	1	2	50	4.2	0.06	42	7.0
116B	775016	7	607224	7194966	SHLE	19	2	10	6	00	01101	012	0051212	86	12	5	16	6	0.2	135	2.30	1520	1	2	50	2.9	0.02	36	6.6
116B	775017	7	605179	7194555	SHLE	19	1	5	6	00	01111	012	0051212	420	24	7	40	5	1.8	595	2.3599999		5	2	120	7.8	0.86	56	7.4
116B	775018	7	602735	7194956	SHLE	19	1	10	6	00	01111	012	0051222	420	40	10	55	7	0.8	735	3.40	6000	20	2	190	12.0	1.80	68	8.1
116B	775019	7	602487	7194740	SHLE	19	2	6	6	00	01311	111	1151222	7600	32	1	290	42	0.1	110015	.40		17	2		0.42	2.00	190	7.7
116B	775020	7	602029	7193255	SHLE	19	5	4	6	00	01023	021	0051222	1000	44	49	105	12	0.6	425	1.95	4550	17	2	190	11.2	12.60	220	8.2
116B	775022	7	602156	7193934	SHLE	19	1	6	6	00	01013	012	0051222	4400	48	10	380	64	0.1	2000	3.80		48	2		21.6	2.40	110	8.4
116B	775023	7	601406	7192887	SHLE	19	2	5	6	00	01023	120	0051212	1760	60	12	225	34	0.3	880	2.60	3150	48	2	270	17.8	1.40	190	8.0
116B	775024	7	598480	7193810	SHLE	19	3	3	6	00	01021	021	0051222	445	18	29	18	7	0.1	140	1.20	3200	1	2	60	4.1	0.46	68	8.1
116B	775025	7	597645	7190332	SHLE	19	2	10	6	00	01011	003	0051222	2760	30	11	150	32	0.6	900	6.75	2600	27	2	200	17.1	21.10	170	8.4
116B	775026	7	598279	7188192	SHLE	19	5	5	6	00	01021	030	4051222	725	42	25	86	6	0.8	335	1.4599999		26	2	180	14.6	2.00	96	8.1
116B	775027	7	599410	7190140	SHLE	19	3	4	6	00	01021	210	4051222	780	36	26	76	10	0.6	805	1.7599999		15	2	200	8.9	2.60	110	8.3
116B	775028	7	599366	7190781	SHLE	19	2	5	6	00	01021	210	4051222	1840	40	20	155	18	0.6	1000	2.15	8100	29	2	170	11.8	14.50	130	8.5
116B	775029	7	601791	7189440	SHLE	19	3	3	6	00	01021	120	4051212	330	18	15	37	5	0.1	285	1.4599999		7	2	100	9.5	2.30	96	8.0
116B	775030	7	602902	7189554	SHLE	19	2	2	6	00	01013	021	0051222	815	40	23	75	8	0.7	550	2.0599999		15	2	140	11.8	1.40	86	8.2
116B	775031	7	603881	7190835	SHLE	19	10	5	6	00	01033	030	1151222	1000	26	16	98	20	0.1	660	2.95	6200	14	2	120	11.3	2.30	120	8.1
116B	775032	7	604380	7186861	GLCM	44			1	00	01	1	120 0051222	340	14	115	20	5	0.1	1100	1.25	8000	5	2	70	3.0			
116B	775033	7	605048	7181299	DLMT	04	3	2	6	10	01021	120	0051222	146	14	90	15	3	0.1	565	1.05	520	4	2	60	2.2	0.20	60	8.4
116B	775034	7	605048	7181299	DLMT	04	3	2	6	20	01021	120	0051222	156	14	95	16	3	0.1	545	1.10	620	4	2	60	2.4	0.18	50	8.2
116B	775036	7	602255	7181930	DLMT	04	10	3	6	00	01031	030	0051222	156	16	82	18	3	0.1	665	1.05	3100	4	2	50	2.1	0.24	56	8.5
116B	775037	7	600236	7181874	GLCM	44	8	3	6	00	01021	120	0051222	98	16	38	15	6	0.1	830	1.25	1600	4	2	50	2.4	0.18	46	8.1
116B	775038	7	596172	7182372	DLMT	04	12	3	6	00	01031	030	0051222	142	32	47	30	17	0.1	1250	2.85	3200	3	2	50	4.0	0.08	38	8.1
116B	775039	7	596172	7182016	DLMT	04	6	2	6	00	01026	030	0051222	136	42	64	29	19	0.1	1600	3.00	2500	1	2	50	2.9	0.10	38	8.3
116B	775040	7	594076	7188696	GLCM	44	3	4	6	00	01021	120	0051222	520	30	40	51	3	0.1	460	0.8099999		11	2	130	10.1	3.10	60	8.2
116B	775043	7	593288	7188538	GLCM	44	3	2	6	00	01021	120	0051222	194	14	33	13	3	0.1	650	1.05	660	4	2	30	2.2	0.90	76	8.3
116B	775044	7	592699	7190621	DLMT	04	2	2	6	00	01011	030	0051222	76	18	27	17	6	0.1	745	1.40	640	3	2	30	1.8	0.16	60	8.5
116B	775045	7	593367	7192093	LMSN	15	2	1	6	10	01012	030	0051212	295	10	67	7	1	0.1	395	0.45	560	3	2	40	1.5	0.14	40	8.5
116B	775046	7	593367	7192093	LMSN	15	2	1	6	20	01012	030	0051212	186	8	52	5	1	0.1	355	0.45	420	3	2	40	1.0	0.12	38	8.4
116B	775047	7	592907	7197032	GLCM	44	10	3	6	00	01031	120	0051222	122	8	27	7	1	0.1	355	0.55	880	3	2	30	1.3	0.28	34	8.5
116B	775048	7	591242	7194424	DLMT	04	3	3	6	00	01021	120	0051222	64	24	19	15	8	0.1	1300	1.80	380	3	2	40	1.6	0.22	34	8.2
116B	775049	7	589747	7191791	DLMT	04	6	5	6	00	01031	210	0051222	98	32	32	17	7	0.1	935	1.45	400	3	2	60	1.9	0.12	24	8.1
116B	775050	7	587874	7191157	DLMT	04	4	3	6	00	01021	030	0051222	166	26	64	19	8	0.1	665	1.35	700	1	2	70	3.2	0.16	34	8.0
116B	775051	7	587184	7186053	DLMT	04	6	4	6	00	01031	030	0051222	88	28	35	22	14	0.1	780	3.05	740	1	2	40	3.4	0.20	30	8.0
116B	775052	7	586619	7186054	GLCM	44	4	2	6	00	01026	120	0051222													3.5	0.16	26	8.2
116B	775053	7	588402	7184402	DLMT	04	12	2	6	00	01021	120	0051222	96	58	82	22	20	0.1	550	4.05	780	1	2	50	4.5	0.06	30	7.6
116B	775054	7	587900	7184307	DLMT	04	5	3	6	00	01021	120	0051222	126	46	68	23	19	0.1	1050	3.60	840	1	2	40	3.3	0.08	26	7.7
116B	775055	7	586059	7184194	GLCM	44	5	2	6	00	01021	210	0051222	112	38	45	22	16	0.1	1000	3.25	880	2	2	50	3.4	0.06	24	7.8
116B	775056	7	585059	7189096	GLCM	44	5	3	6	00	01021	210	4451222	176	50	62	20	15	0.1	1700	3.00	1180	1	2	50	2.3	0.16	20	8.1
116B	775057	7	585370	7188664	DLMT	04	6	3	6	00	01021	210	0051222	138	22	39	20	12	0.1	1900	2.65	1020	2	2	30	2.9	0.10	38	8.0
116B	775058	7	581553	7186978	GLCM	44	6	5	6	00	01031	120	4451222	102	22	50	22	10	0.1	975	2.10	720	2	2	30	2.7	0.42	38	8.1
116B	775059	7	583069	7185180	ARGL	04			1	00	01	6	120 0051222	198	36	165	23	15	0.2	1250	3.10	900	2	2	80	4.5			
116B	775060	7	582516	7185250	DLMT	04	10	3	6	00	01036	120	0051222	114	28	58	22	10	0.1	1050	2.15	1060	2	2	40	2.6	0.50	36	8.2
116B	775062	7	580952	7182058	ARGL	04	2	3	6	00	01026	120	0051212	74	64	55	26	16	0.1	1000	3.20	920	1	2	60	3.9	0.44	36	7.9
116B	775063	7	579708	7182453	ARGL	04	15	10	6	00	01031	030	0051232	108	28	49	18	11	0.1	955	2.20	1040	2	2	30	2.6	0.42	34	8.2

MAP	SAMPLE	UTM COORDINATES ZN	EAST	NORTH	ROCK TYPE	AGE	WD	DT	SAMP	RP ST	CBWRS OACAC NNOTO TKLEL	SMP CMP	PPPPTCS RRHAYLR PPYTPSC SBSTESE	ZN	CU	PB	NI	CO	AG	MN	FE	BA	MO	W	HG	U	U-W	F-W	PH
116B	775064	7	573422	7183003	DLMT	04	4	3	6	10	01021	120	0051212	112	18	53	12	6	0.1	920	1.40	600	3	2	50	2.2	0.64	36	8.1
116B	775065	7	573422	7183003	DLMT	04	4	3	6	20	01021	120	0051212	106	16	45	11	5	0.1	870	1.30	540	3	2	50	2.3	0.68	34	8.4
116B	775066	7	572422	7186812	GLCM	44	5	2	6	00	01021	120	0051222	124	30	39	12	9	0.1	860	1.75	900	2	2	40	2.5	0.68	36	8.5
116B	775067	7	573367	7186526	GLCM	44	10	4	6	00	01031	030	0051222	128	30	53	18	11	0.1	1050	2.00	840	2	2	40	2.3	0.80	34	8.3
116B	775068	7	574475	7190576	ARGL	04	3	2	6	00	01021	120	0051212	178	56	70	20	15	0.1	1250	2.90	920	2	2	50	3.2	0.08	26	7.9
116B	775069	7	574990	7191032	GLCM	44	15	3	6	00	01031	210	0051222	192	30	61	15	9	0.1	1150	1.95	760	2	2	40	2.4	0.16	24	8.2
116B	775070	7	575385	7192105	ARGL	04	10	3	6	00	01021	030	0051212	174	38	58	18	15	0.1	1500	2.85	980	1	2	40	3.6	0.06	34	8.2
116B	775071	7	571856	7194539	GLCM	44	10	15	6	00	01031	030	0051222	116	28	37	15	12	0.1	1150	2.40	940	1	2	30	3.4	0.34	30	7.8
116B	775072	7	573827	7198226	GLCM	44	2	2	6	00	01011	210	0051212	78	50	33	17	17	0.1	1000	2.90	1000	1	2	50	3.7	0.06	24	8.3
116B	775073	7	576086	7195996	GLCM	44	15	2	6	00	01021	030	0051222	28	28	13	9	8	0.1	1000	1.95	940	2	2	30	6.9	0.54	20	7.8
116B	775074	7	573348	7202010	GLCM	44	15	4	6	00	01031	003	0051212	74	56	9	10	4	0.1	495	0.75		3	2		35.8	0.46	30	7.8
116B	775076	7	573869	7202631	GLCM	44	3	4	6	00	01021	102	1051222	84	14	10	17	10	0.1	585	2.25	1000	1	2	40	2.7	0.22	38	7.8
116B	775077	7	572494	7206619	GLCM	44	1	2	6	00	01111	012	1051212	68	8	5	12	19	0.1	1250	3.25	840	1	2	40	2.9	0.06	34	8.4
116B	775078	7	575588	7208395	GLCM	44	1	8	6	00	01011	021	0051222	62	8	5	8	5	0.1	135	1.25	920	1	2	60	2.7	0.06	36	7.9
116B	775079	7	580545	7205915	GLCM	44	6	3	6	00	01023	021	0051222	355	20	17	37	5	0.1	220	1.10	6400	3	2	80	4.4	1.30	66	7.7
116B	775080	7	579726	7206221	GLCM	44	3	6	6	00	01023	210	0051222	178	20	11	36	7	0.4	410	2.25	3700	2	2	90	4.5	0.20	42	7.9
116B	775082	7	578187	7203549	GLCM	44	4	2	6	00	01023	111	0051222	615	22	25	53	3	0.2	265	1.05	8700	7	2	110	6.6	0.62	42	7.8
116B	775084	7	580617	7200564	GLCM	44	8	6	6	00	01031	120	0051222	72	50	26	13	16	0.1	1500	2.40	1060	1	2	30	4.5	0.06	36	8.1
116B	775085	7	583178	7203603	GLCM	44	3	2	6	00	01023	210	0051222	156	26	28	15	3	0.1	805	0.95	5500	4	2	100	2.0	0.78	46	7.6
116B	775086	7	582633	7204759	GLCM	44	6	10	6	10	01031	120	0051222	530	38	25	68	14	0.3	1000	2.90	2850	6	2	100	5.6	0.08	34	8.1
116B	775087	7	582633	7204759	GLCM	44	6	10	6	20	01031	030	0051222	520	36	25	58	12	0.1	765	2.30	2400	7	2	90	5.7	0.14	26	8.1
116B	775088	7	586741	7203823	GLCM	44			1	00	01 1	210	0051222	345	62	9	28	12	0.1	5350	2.15	8300	6	2	60	4.0			
116B	775089	7	582666	7198017	ARGL	04	8	3	6	00	01033	210	0051222	58	94	13	20	24	0.1	2650	2.55	1200	1	2	40	14.7	1.10	20	8.1
116B	775090	7	585017	7200110	GLCM	44	8	5	6	00	01033	120	0051222	215	86	44	12	11	0.1	1750	1.80	940	2	2	60	3.2	0.52	20	7.9
116B	775091	7	586725	7199442	ARGL	04			1	00	01 6	120	1051222	46	86	11	20	18	0.1	2900	2.45	2500	1	2	30	4.7			
116B	775092	7	586469	7197906	ARGL	04	10	4	6	00	01031	210	0051222	44	78	20	22	18	0.1	2850	3.30	1100	2	2	40	7.4	0.22	20	8.1
116B	775093	7	584874	7196047	GLCM	44	3	3	6	00	01026	210	0051222	54	80	21	19	17	0.1	800	3.20	1240	1	4	40	5.9	0.02	20	8.4
116B	775094	7	582638	7194093	GLCM	44	15	3	6	00	01031	120	0051222	52	78	16	15	17	0.1	1700	3.05	1140	1	4	40	5.9	0.24	20	7.9
116B	775095	7	582587	7194506	ARGL	04	5	3	6	00	01021	210	0051222	48	32	11	14	11	0.1	2600	2.70	1220	1	4	30	4.2	1.00	26	7.7
116B	775096	7	613752	7202878	LMSN	15	3	2	6	00	01001	210	0051222	325	24	45	70	6	0.1	505	2.85	2200	33	6	70	7.7	2.40	42	7.8
116B	775097	7	614158	7202389	LMSN	15	3	2	6	00	01021	120	0051222	118	8	54	10	3	0.1	495	0.75	680	3	2	40	1.8	0.24	26	7.9
116B	775098	7	613779	7197063	SHLE	19	10	15	6	00	01001	012	0051222	176	14	25	20	9	0.1	305	1.55	1700	1	4	50	4.7	0.06	26	8.2
116B	775099	7	614052	7196713	SHLE	19			1	00	01 1	210	0051222	164	16	10	26	17	0.1	1500	2.45	1700	2	2	50	3.3			
116B	775100	7	611682	7195820	GLCM	44	2	10	6	00	01111	021	0051222	96	10	7	17	6	0.1	320	2.05	1440	1	4	50	5.4	0.02	20	8.2
116B	775102	7	607595	7198629	LMSN	15	1	2	6	00	01013	012	0051212	1320	28	20	70	6	0.1	360	1.20	7200	10	4	200	12.9	3.20	120	7.6
116B	775103	7	605399	7199360	LMSN	15	2	5	6	00	01011	030	0051222	380	10	22	9	2	0.1	405	0.6099999		3	2	70	3.1	0.36	30	7.8
116B	775104	7	601819	7200404	LMSN	16	5	3	6	00	01021	210	0051222	150	8	32	4	1	0.1	420	0.40	4600	3	2	20	0.9	0.14	26	7.8
116B	775105	7	598004	7202057	LMSN	15	3	5	6	00	01021	030	0051222	156	8	33	4	1	0.1	295	0.35	4300	3	2	20	0.9	0.14	20	7.9
116B	775106	7	595637	7196307	GLCM	44	4	3	6	10	01021	030	0051222	120	8	39	5	1	0.1	365	0.40	820	3	2	20	1.2	0.30	24	7.9
116B	775107	7	595637	7196307	GLCM	44	4	3	6	20	01021	030	0051222	122	8	38	5	1	0.1	370	0.40	800	2	2	20	0.9	0.30	26	8.1
116B	775108	7	593398	7199355	GLCM	44			1	00	01 1	030	0051212	102	10	25	7	1	0.1	510	0.70	720	2	2	20	1.0			
116B	775109	7	590903	7199624	LMSN	15	5	3	6	00	01023	120	0051222	66	50	19	15	15	0.1	1800	2.95	1240	1	2	40	3.8	0.32	26	8.3
116B	775110	7	592987	7200936	LMSN	15	3	3	6	00	01021	210	0051222	118	12	17	8	2	0.1	360	0.55	4500	3	2	40	1.6	0.16	26	8.2
116B	775111	7	591242	7202804	GLCM	44			1	00	01 1	030	0051212	58	18	7	12	6	0.1	340	1.40	820	1	2	30	2.2			
116B	775112	7	591001	7203293	GLCM	44	1	6	6	00	01013	120	0051222	80	66	18	10	7	0.1	755	1.30	1860	2	2	30	1.5	0.30	24	8.2
116B	775113	7	592608	7204270	GLCM	44	1	4	6	00	01011	021	0051222	136	18	10	16	7	0.1	295	1.15	5500	1	2	50	3.2	0.46	24	8.1
116B	775114	7	591011	7207400	GLCM	44	2	8	6	00	01001	012	0051222	355	14	1	23	44	0.1	460013	.00	1560	5	2	90	1.4	0.02	15	8.5
116B	775115	7	596242	7206064	SHLE	19	2	10	6	00	01111	012	0051212	170	20	7	33	10	0.1	1150	2.30	2100	1	2	90	4.0	1.70	60	7.7
116B	775116	7	596869	7204603	SHLE	19	4	3	6	00	01023	210	0051222	240	90	7	53	2	5.0	190	1.4099999		10	4	280	11.9	0.32	34	7.8
116B	775117	7	598996	7204341	SHLE	19	6	3	6	00	01023	210	0051222	130	10	10	13	1	0.1	320	0.5599999		3	2	50	3.0	2.40	38	7.7

MAP	SAMPLE	UTM COORDINATES ZN	EAST	NORTH	ROCK TYPE	AGE	WD	DT	SAMP	RP ST	CBWRS OACAC NNOTO TKLEL	SMP	PPPPTCS RRHAYLR PPYTPSC SBSTESE	ZN	CU	PB	NI	CO	AG	MN	FE	BA	MO	W	HG	U	U-W	F-W	PH
116B	775119	7	601390	7204435	SHLE	19	6	3	6	00	01021	120	0051222	194	8	9	9	1	0.1	355	0.45	7500	3	2	30	1.8	1.50	50	8.1
116B	775120	7	604215	7203811	SHLE	19	1	2	6	00	01013	300	0051212	455	12	14	16	4	0.1	510	0.7599999		4	2	70	2.9	0.32	38	8.0
116B	775122	7	605868	7206603	SHLE	19	3	5	6	00	01121	021	0051222	205	14	5	23	5	0.1	85	1.55	4600	1	2	80	5.4	0.36	44	8.0
116B	775123	7	606454	7208755	SHLE	19	3	4	6	00	01103	120	0051222	355	26	3	59	25	0.4	1700	3.10	8400	6	2	100	8.4	0.34	46	8.1
116B	775124	7	608860	7208328	SHLE	19	6	4	6	00	01323	210	1151222	1480	26	1	185	12	0.1	22013	.50	8000	32	6	100	14.9	0.38	130	6.7
116B	775125	7	608585	7205890	SHLE	19	5	3	6	00	01023	210	0051222	380	26	15	37	6	0.2	510	1.35	7500	7	2	220	6.0	0.02	56	7.7
116B	775126	7	610751	7206473	SHLE	19	3	5	6	00	01023	111	0051222	765	28	5	130	12	0.3	335	2.3599999		5	2	140	15.2	9.50	76	7.7
116B	775127	7	611132	7207038	SHLE	19	3	5	6	00	01023	111	0051222	285	26	4	41	9	0.5	400	2.45	6400	4	2	130	8.7	0.20	56	7.9
116B	775128	7	549844	7205555	SNDS	36	2	5	6	00	01023	021	0051221	210	26	6	42	12	0.2	1150	1.70	1700	5	4	110	6.2	0.16	66	7.8
116B	775129	7	550032	7202971	SHLE	32	3	2	6	00	01023	030	4451221	156	36	10	35	10	0.1	205	3.15	2350	3	4	190	4.6	0.96	76	7.5
116B	775130	7	553888	7204295	SHLE	32	3	2	6	00	01023	030	0051221	150	28	10	37	11	0.2	360	3.35	1200	2	4	130	5.1	1.90	92	7.9
116B	775131	7	552391	7207159	SNDS	36	2	2	6	00	01011	021	0051221	102	28	7	35	15	0.1	1200	2.60	800	1	2	120	2.5	0.32	76	8.0
116B	775132	7	555692	7204891	SHLE	32	3	3	6	00	01021	030	0051221	148	26	6	41	13	0.1	720	2.70	980	5	4	100	4.3	0.24	68	7.8
116B	775133	7	557508	7205518	SHLE	32	6	8	6	00	01023	030	0051221	104	26	6	37	10	0.1	345	2.40	1200	3	2	70	4.2	0.08	68	7.6
116B	775134	7	559082	7204762	SHLE	32	3	3	6	00	01023	030	0051221	395	46	8	85	9	1.0	510	2.00	2000	33	4	130	7.3	2.60	60	7.6
116B	775135	7	561522	7206265	SHLE	32	2	2	6	00	01013	030	0051221	270	28	5	68	8	0.2	255	1.60	1640	16	4	80	6.3	12.00	76	7.6
116B	775136	7	561472	7207363	SHLE	32	2	3	6	00	01023	120	0051221	162	32	6	45	14	0.2	665	2.90	1220	5	2	90	4.6	0.16	68	8.1
116B	775138	7	565390	7207760	SHLE	32	6	4	6	00	01023	120	0051221	126	30	4	31	4	0.1	225	1.60	1000	2	2	70	5.0	0.50	72	7.7
116B	775139	7	565600	7208268	SHLE	32	1	6	6	00	01011	030	0051211	88	24	8	19	6	0.1	165	1.50	1080	1	2	70	3.3	0.10	56	7.9
116B	775140	7	569631	7206964	GLCM	44			1	00	01 1	210	0051221	140	18	10	22	12	0.1	1650	2.30	1300	2	2	60	2.8			
116B	775142	7	563460	7200874	LMSN	10	5	3	6	00	01026	030	0051221	210	22	53	28	3	0.1	310	1.30	2500	4	2	90	4.3	1.00	54	7.9
116B	775143	7	563353	7201312	LMSN	10	4	2	6	00	01023	030	0051221	205	24	9	48	7	0.1	280	2.55	1200	2	2	80	4.4	0.72	46	8.0
116B	775144	7	566780	7199138	SHLE	19			1	00	01 1	030	0051221	360	28	12	41	4	0.1	380	1.20	8500	10	2	110	13.9			
116B	775145	7	566354	7198916	SHLE	19			1	00	01 1	030	0051222	188	12	120	7	1	0.1	410	0.70	820	3	2	60	1.7			
116B	775146	7	564738	7194645	ARGL	04	3	3	6	10	01026	021	0051211	82	102	14	21	18	0.1	890	2.85	1040	1	2	100	16.0	0.28	24	8.3
116B	775148	7	564738	7194645	ARGL	04	3	3	6	20	01026	111	0051211	76	60	10	20	20	0.1	1190	3.00		1			19.2	0.16	26	8.2
116B	775149	7	562768	7192494	ARGL	04	30	3	6	00	01033	210	0051222	162	50	39	22	17	0.1	1350	2.40	1000	1	2		3.9	0.64	36	7.9
116B	775150	7	562521	7192863	DLMT	04	5	5	6	00	01031	120	0051222	98	64	33	25	14	0.1	1100	1.90	1720	1	2	40	2.6	0.30	34	8.1
116B	775151	7	562035	7188876	DLMT	04	8	3	6	00	01036	030	0051222	290	24	70	22	12	0.1	925	2.15	720	1	2	40	3.5	0.46	60	8.0
116B	775152	7	569011	7193969	ARGL	04			1	00	01 6	210	0051222	98	30	34	17	11	0.1	940	2.45		1		50	4.3			
116B	775153	7	569094	7194483	ARGL	04	12	4	6	00	01031	120	0051221	146	44	39	19	14	0.1	1300	2.65	960	1	2	50	3.1	0.34	34	8.2
116B	775154	7	567252	7193266	GLCM	44	10	4	6	00	01031	210	0051221	390	44	110	17	12	0.1	1350	2.15	800	2	2	50	2.7	0.50	38	8.1
116B	775155	7	566773	7189686	GLCM	44	4	3	6	00	01021	210	0051221	525	24	190	17	9	0.1	1600	1.90	920	2	2	50	2.2	0.72	42	8.1
116B	775156	7	567179	7189946	ARGL	04	2	2	6	00	01011	210	4451221	465	40	70	19	14	0.1	1400	2.50	820	1	2	70	3.0	0.06	34	8.3
116B	775157	7	567217	7182036	DLMT	04	5	5	6	00	01031	120	0051221	260	16	70	11	6	0.1	615	1.95	820	1	2	30	2.5	0.66	38	8.1
116B	775158	7	566996	7182486	DLMT	04	6	4	6	00	01031	030	0051221	235	18	32	13	8	0.1	660	2.15	640	2	2	40	2.6	0.70	38	8.1
116B	775159	7	565287	7181358	DLMT	04	3	3	6	00	01021	030	0051221	124	10	45	6	2	0.1	365	0.85	240	2	2	40	1.4	0.20	30	8.2
116B	775160	7	561148	7199421	GLCM	44	2	3	6	00	01021	030	0051212	400	22	49	49	9	0.1	590	1.70	740	3	2	50	2.2	0.30	56	7.8
116B	775162	7	558805	7199740	GLCM	44	1	1	6	00	01013	030	0051211	275	46	36	47	3	3.0	70	1.40	7100	9	2	160	8.8	2.20	76	7.9
116B	775163	7	556797	7197031	SHLE	19	6	5	6	00	01031	030	0051222	290	88	25	15	11	0.1	1600	1.70	1700	2	2	70	2.3	0.52	42	8.1
116B	775164	7	557102	7197335	SHLE	19	3	2	6	00	01011	030	0051222	375	42	37	36	6	0.1	765	1.40	9500	5	2	80	3.2	0.50	36	7.8
116B	775165	7	556909	7195183	DLMT	04	1	2	6	00	01011	030	0051212	300	50	34	15	6	0.1	1150	1.15	780	2	2	60	2.0	0.16	34	8.1
116B	775166	7	557201	7195088	DLMT	04	10	5	6	00	01031	030	0051222	200	106	34	14	18	0.1	1850	1.85	1380	1	2	80	2.1	0.32	26	8.1
116B	775167	7	556109	7187033	DLMT	04	8	4	6	00	06031	210	0051211	126	90	31	19	18	0.1	1500	2.50	1080	1	2	70	5.7	1.40	24	8.2
116B	775168	7	554604	7185840	DLMT	04	8	3	6	00	01031	210	0051121	84	82	20	17	16	0.1	1300	2.40	1120	1	2	30	3.5	0.86	24	8.1
116B	775169	7	553089	7181562	DLMT	04			1	00	01 1	022	0051211	186	20	80	13	8	0.1	910	1.85	6300	1	2	140	2.3			
116B	775170	7	553966	7182317	DLMT	04	10	6	6	10	01021	220	0051121	345	22	175	12	6	0.1	720	1.55	740	2	2	100	2.1	0.56	26	8.1
116B	775171	7	553966	7182317	DLMT	04	10	6	6	20	01021	220	0051121	385	22	170	12	6	0.1	725	1.60	760	2	2	90	2.3	0.64	26	7.9
116B	775172	7	556519	7182747	DLMT	04	8	6	6	00	01031	012	0051211	910	24	680	13	6	0.1	915	1.70	800	3	2	270	2.0	1.30	30	8.1
116B	775173	7	558818	7183882	DLMT	04			1	00	01 1	120	0051211	164	14	45	10	4	0.1	320	1.35	580	2	2	20	2.3	0.16	30	8.0

MAP	SAMPLE	UTM COORDINATES ZN	EAST	NORTH	ROCK TYPE	AGE	WD	DT	SAMP	RP ST	CBWRS OACAC NNOTO TKLEL	SMP CMP	PPPPTCS RRHAYLR PPYTPSC SBSTESE	ZN	CU	PB	NI	CO	AG	MN	FE	BA	MO	W	HG	U	U-W	F-W	PH
116B	775174	7	558558	7184327	DLMT	04			1	00	01 1	012	0051211	205	22	49	19	10	0.2	425	2.30	600	1	2	40	3.3	0.84	38	8.0
116B	775176	7	551378	7185614	DLMT	04	8	5	6	00	01031	220	0051121	505	80	425	19	18	0.2	1650	2.20	1240	1	2	70	3.1	1.00	30	8.1
116B	775177	7	550996	7185144	DLMT	04	8	5	6	00	01031	022	0051121	180	30	71	14	9	0.1	1200	1.50	1220	2	2	70	2.0	0.28	34	8.2
116B	775178	7	548418	7184416	DLMT	04	8	6	6	00	02031	111	0051211	245	34	47	34	15	0.1	665	2.45	940	2	2	70	2.1	0.20	34	7.9
116B	775179	7	550796	7188852	DLMT			6	4	6	00	02031	210	0051211	745	76	600	18	18	0.2	1850	2.40	840	1	2	90	3.3	0.34	24	8.0
116B	775180	7	553852	7191396	DLMT	04	8	4	6	00	01031	022	0051121	960	94	180	15	12	0.1	1550	1.90	1120	2	2	90	4.1	0.44	20	8.4
116B	775182	7	553452	7191612	DLMT	04	10	5	6	00	01031	121	0051121	480	128	135	18	22	0.1	2750	2.65	2650	1	2	70	4.0	0.14	30	8.2
116B	775183	7	554356	7194296	LMSN	15	4	3	6	00	01031	220	0051211	235	22	44	28	6	0.1	600	1.35	1600	4	2	40	1.6	0.44	30	8.0
116B	775184	7	553787	7196849	GLCM	44	12	6	6	00	01021	220	0051121	495	62	115	17	11	0.1	1400	1.75	1420	2	2	60	3.1	0.58	30	8.1
116B	775185	7	550802	7196527	SHLE	19	6	4	6	00	01021	210	0051211	455	38	100	18	8	0.1	1400	1.40	1340	3	2	90	1.7	0.16	24	7.8
116B	775186	7	551316	7196520	SHLE	19	6	4	6	00	01021	021	0051211	540	90	72	75	12	1.0	820	1.95	4450	7	2	150	6.5	0.52	64	7.8
116B	775187	7	548404	7198897	SHLE	19	8	5	6	10	01021	030	0051211	132	26	16	23	10	0.3	565	2.35	1020	1	2	80	3.3	0.46	46	8.1
116B	775188	7	548404	7198897	SHLE	19	8	5	6	20	01021	030	0051211	142	28	17	32	9	0.1	490	2.30	860	1	2	80	3.5	0.34	38	8.2
116B	775189	7	570670	7179411	LMSN	04	4	3	6	00	01021	111	0051221	320	14	67	18	13	0.1	895	1.75	360	2	2	40	2.4	0.32	100	8.1
116B	775191	7	570934	7176535	ARGL	04	3	2	6	00	01021	111	0051211	138	40	86	20	12	0.1	1050	2.30	2000	1	2	90	3.2	0.78	92	8.0
116B	775192	7	571054	7175082	ARGL	04	2	3	6	00	01026	120	0051211	178	16	52	8	4	0.1	705	1.25	360	2	2	60	1.7	0.56	92	8.4
116B	775193	7	571658	7168669	ARGL	04			1	00	01 1	111	0051211	158	14	23	12	6	0.1	445	1.40	640	2	2	30	1.8			
116B	775194	7	569269	7167001	LMSN	04	4	3	6	00	01021	022	0051221	104	28	15	44	16	0.1	395	2.45	1140	1	2	60	3.1	0.72	92	8.0
116B	775195	7	567449	7169758	LMSN	04	8	3	6	00	01036	210	0051221	420	24	62	24	16	0.1	750	2.55	800	2	2	40	2.7	0.94	96	8.2
116B	775196	7	566815	7170514	LMSN	04	10	4	6	00	01031	022	0051221	170	20	35	13	8	0.1	635	1.50	860	1	2	50	2.5	1.10	86	8.1
116B	775197	7	566290	7173694	LMSN	04	5	4	6	00	01031	111	0051221	124	22	46	10	5	0.1	750	1.45	620	1	2	70	2.1	0.28	68	8.2
116B	775198	7	564691	7167246	LMSN	04	3	5	6	00	01031	022	0051221	310	28	26	28	9	0.1	320	1.55	940	3	2	60	3.8	1.20	130	8.2
116B	775199	7	563877	7165462	LMSN	04	5	4	6	00	01031	220	0051221	140	44	7	93	25	0.1	630	4.10	3300	2	2	60	4.2	0.52	110	8.0
116B	775200	7	563375	7165177	LMSN	04	3	3	6	00	01026	210	0051221	66	16	15	13	5	0.1	355	1.15	640	1	2	30	2.2	0.88	86	8.3
116B	775202	7	561717	7164226	LMSN	04	3	4	6	00	01021	021	0051221	90	28	27	13	5	0.1	335	1.45	760	2	2	60	3.7	0.64	110	8.1
116B	775203	7	561094	7162785	BEXV	11	4	3	6	00	01001	120	0051221	90	16	22	16	6	0.1	600	1.60	640	2	2	30	2.4	0.72	110	7.9
116B	775204	7	560984	7159986	QRTZ	11	3	3	6	10	01021	012	0051221	118	34	17	35	14	0.1	565	2.55	820	2	2	100	4.4	0.24	110	7.7
116B	775205	7	560984	7159986	QRTZ	11	3	3	6	20	01021	012	0051221	114	34	17	35	14	0.1	510	2.50	820	1	2	100	4.3	0.24	92	7.8
116B	775206	7	558030	7158661	QRTZ	11			1	00	01 1	111	0051221	106	38	27	38	17	0.1	600	3.20	640	1	2	70	4.0			
116B	775207	7	563211	7157908	QRTZ	11	4	3	6	00	01021	030	0051221	92	18	25	19	8	0.1	630	1.75	840	2	2	40	2.8	0.80	96	8.0
116B	775208	7	561622	7155459	QRTZ	11			1	00	01 6	030	0051221	80	14	17	18	7	0.1	500	1.50	660	1	2	30	2.6			
116B	775209	7	557530	7152503	QRTZ	11			1	00	01 1	021	0051212	144	98	24	39	21	0.2	640	3.50	540	2	2	140	4.4			
116B	775210	7	554689	7149674	QRTZ	11	10	8	6	00	01036	111	0051221	90	32	13	39	19	0.1	845	2.85	540	1	2	40	2.9	0.72	120	7.9
116B	775211	7	559871	7149359	QRTZ	11	3	6	6	00	01026	120	0051221	110	20	6	69	19	0.1	495	3.15	1760	1	2	40	4.8	0.84	130	8.1
116B	775212	7	563592	7149655	QRTZ	11	8	5	6	00	01036	220	0051221	100	46	7	180	34	0.1	690	4.40	620	1	2	40	2.3	0.24	92	7.7
116B	775214	7	565984	7147705	QRTZ	11	3	3	6	00	01021	022	0051212	108	56	4	130	30	0.1	630	3.85	640	2	2	80	2.3	0.28	120	7.7
116B	775215	7	566376	7153177	QRTZ	11	20	25	6	00	01041	210	0051231	104	40	7	110	31	0.1	730	5.05	1260	1	2	40	3.1	0.30	120	7.7
116B	775216	7	549900	7150700	QRTZ	11	1	10	6	00	01011	030	0051221	70	18	6	31	16	0.1	645	2.25	720	1	2	30	3.6	0.36	120	7.6
116B	775217	7	554426	7145706	QRTZ	11	1	2	6	00	01011	030	0051221	90	24	14	41	13	0.1	605	2.40	1100	2	2	40	2.8	0.58	120	7.9
116B	775218	7	555447	7144315	QRTZ	11	4	3	6	00	01021	030	0051221	88	22	10	53	16	0.1	570	2.85	1220	2	2	20	2.9	0.28	130	7.9
116B	775219	7	554188	7141517	GLCM	44	5	10	6	00	01011	030	0051221	76	20	8	33	12	0.1	480	2.10	1120	1	2	30	2.8	0.50	130	7.8
116B	775220	7	552446	7139607	GLCM	44	4	5	6	00	01031	120	0051211	100	28	7	41	15	0.1	510	3.10	1260	2	2	50	2.9	1.40	200	7.9
116B	775222	7	551970	7139144	GLCM	44	2	4	6	00	01101	021	0051221	84	22	7	35	18	0.1	530	3.15	960	1	2	30	3.0	0.68	140	7.5
116B	775223	7	557840	7135356	GLCM	44			1	00	01 6	021	0051222	106	52	16	57	19	0.1	2800	2.85		3		150	3.7			
116B	775225	7	552146	7128878	SCST				1	00	01 1	030	0051212	60	22	1	21	10	0.1	460	1.90	920	2	2	50	2.3			
116B	775226	7	554217	7130236	SCST				1	10	01 1	030	0051222	70	22	5	25	10	0.1	445	2.00	1080	2	2	50	2.7			
116B	775227	7	554217	7130236	SCST				1	20	01 1	030	0051222	64	22	4	23	9	0.1	435	1.95	1140	2	2	40	2.7			
116B	775228	7	556406	7128615	SCST				1	00	01 1	120	0051222	64	26	6	25	10	0.1	495	2.15	1020	1	2	50	2.9			
116B	775229	7	558024	7126964	SCST	01	10	4	6	00	01031	120	0051221	50	18	2	19	9	0.1	415	1.85	900	1	2	30	2.3	1.20	98	7.2
116B	775230	7	563757	7125830	DLMT	04	2	3	6	00	01316	030	0051211	76	26	3	24	10	0.1	490	2.15	900	2	2	60	2.5	0.78	98	7.6

MAP	SAMPLE	UTM ZN	EAST	NORTH	ROCK TYPE	AGE	WD	DT	SAMP	RP ST	CBWRS OACAC NNOTO TKLEL	SMP CMP	PPPPTCS RRHAYLR PPYTPSC SBSTESE	ZN	CU	PB	NI	CO	AG	MN	FE	BA	MO	W	HG	U	U-W	F-W	PH
116B	775231	7	566282	7130354	GLCM	44	2	3	6	00	01316	030	0051211	78	22	9	27	8	0.1	240	1.95	1060	1	2	40	3.8	0.86	170	7.2
116B	775232	7	566649	7137731	BEXV	42	4	3	6	00	01026	120	0051221	114	26	7	57	19	0.1	565	3.70	1860	2	2	40	2.9	0.10	76	7.4
116B	775233	7	567271	7136759	QRTZ	11	8	5	6	00	01031	021	0051221	158	20	11	26	14	0.1	1100	2.45	1140	1	2	90	3.6	0.52	110	7.2
116B	775234	7	566956	7139648	QRTZ	11	3	5	6	00	01021	021	0051211	66	20	9	34	12	0.1	480	2.55	720	1	2	40	3.3	0.02	64	7.1
116B	775235	7	569350	7140808	QRTZ	11	3	3	6	00	01026	021	0051221	72	22	9	33	13	0.1	545	2.70	540	1	2	70	3.8	0.16	70	7.4
116B	775236	7	571372	7144298	QRTZ	11	3	4	6	00	01021	111	0051221	150	52	9	94	20	0.2	545	3.45	900	4	2	160	4.1	0.68	80	7.5
116B	775237	7	569534	7148267	QRTZ	11	2	4	6	00	01021	120	0051221	96	40	9	70	19	0.1	470	3.65	880	2	2	70	5.0	0.02	52	7.0
116B	775238	7	570744	7152545	QRTZ	11	8	8	6	00	01031	210	0051221	84	48	3	120	35	0.1	810	5.30	780	2	2	40	3.3	0.16	48	7.1
116B	775239	7	567593	7158470	BEXV	11	4	3	6	00	01021	210	0051221	370	44	10	100	24	0.1	765	4.00	1800	3	2	100	4.7	2.70	110	8.0
116B	775240	7	569784	7159497	BEXV	11			1	00	01	1	111 0051222	350	88	25	120	34	0.1	745	5.25	2950	4	2	120	7.3			
116B	775242	7	569556	7160608	BEXV	11			1	00	01	1	022 0051221	168	42	17	64	18	0.1	385	3.40		3	2		3.9			
116B	775243	7	553006	7165241	BEXV	11	3	10	6	00	01011	021	0051221	146	24	8	45	12	0.1	440	2.10	1360	2	2	110	3.3	0.84	56	7.6
116B	775244	7	552760	7167266	BEXV	11	6	2	6	10	01021	120	0051221	100	18	10	24	9	0.1	675	1.90	800	1	2	60	2.3	0.36	80	7.7
116B	775245	7	552760	7167266	BEXV	11	6	2	6	20	01021	021	0051221	78	16	9	27	11	0.1	600	2.20	840	1	2	80	2.6	0.26	86	7.9
116B	775246	7	551690	7170746	BEXV	11	3	2	6	00	01021	021	0051211											2		1.6	0.02	40	7.4
116B	775248	7	550542	7172302	BEXV	11	20	8	6	00	01046	022	0051221	70	38	5	62	20	0.1	620	3.50	440	1	2	40	2.1	0.16	56	7.6
116B	775249	7	551490	7175260	BEXV	11	2	3	6	00	01026	012	0051212	94	24	36	23	9	0.1	320	1.45	600	2	2	110	1.8	0.34	56	7.7
116B	775250	7	551231	7176841	DLMT	04	8	4	6	00	01031	120	0051222	186	36	78	15	9	0.1	960	1.80	940	2	2	50	2.8	0.18	44	7.6
116B	775251	7	551739	7177285	LMSN	04	5	2	6	00	01023	220	0051212	184	28	23	33	7	0.1	355	2.50	700	7	2	60	4.9	0.96	98	7.9
116B	775252	7	552129	7180027	LMSN	04	3	5	6	00	01021	111	0051212	205	46	96	16	10	0.1	1000	1.95	1140	2	2	70	2.7	0.36	48	7.8
116B	775253	7	553323	7180712	LMSN	04	3	2	6	00	01021	111	0051222	188	24	140	15	10	0.1	1100	1.90	520	1	2	70	2.4	0.66	44	7.5
116B	775254	7	559893	7177984	LMSN	04	4	3	6	00	01021	021	0051222	310	24	39	49	20	0.1	750	2.60	600	4	2	50	3.1	0.42	56	7.9
116B	775255	7	560198	7178263	LMSN	04	10	4	6	00	01031	030	0051222	315	16	87	14	12	0.1	1000	1.45	400	2	2	50	2.4	0.64	52	7.9
116B	775256	7	561549	7176250	LMSN	04	4	2	6	00	01021	022	0051222	118	10	59	7	3	0.1	730	1.10	440	2	2	50	1.8	1.10	56	7.8
116B	775257	7	561936	7175627	LMSN	04	4	2	6	00	01021	030	0051222	194	14	38	13	6	0.1	635	1.30	420	2	2	60	2.0	0.50	48	7.9
116B	775258	7	564174	7179232	LMSN	04	4	3	6	00	01021	111	4051212	106	8	10	7	3	0.1	320	0.65	380	2	2	30	1.2	0.18	44	8.0
116B	775259	7	564649	7178184	LMSN	04	5	2	6	00	01026	021	0051222	188	14	55	8	5	0.1	505	1.40	680	1	2	40	3.0	0.98	40	8.0
116B	775260	7	563430	7177734	LMSN	04	4	3	6	00	01026	030	0051222	320	20	145	17	5	0.1	720	1.25	820	2	2	80	1.7	1.30	56	8.1
116B	775262	7	560564	7174981	LMSN	04			1	00	01	1	111 0051222	64	18	9	15	6	0.1	280	1.10	600	2	2	40	2.0			
116B	775263	7	556973	7171530	LMSN	04			1	00	01	1	120 0051222	132	24	40	11	5	0.1	590	1.25	460	2	2	60	1.9			
116B	775264	7	556720	7172126	LMSN	04	3	4	6	00	01023	021	0051212	46	26	14	13	5	0.1	195	1.05	300	2	2	40	2.0	0.36	40	7.9
116B	775265	7	555740	7169804	LMSN	04	4	2	6	00	01023	021	0051212	84	28	15	42	14	0.1	635	2.80	660	1	2	50	2.6	0.26	34	7.9
116B	775266	7	556356	7169219	LMSN	04	3	2	6	00	01023	111	4051212	54	14	15	18	5	0.1	410	1.00	320	2	2	50	1.6	0.42	30	8.0
116B	775267	7	555559	7165798	LMSN	04	5	3	6	00	01026	111	0051222	104	24	11	22	12	0.1	620	1.95	960	1	2	60	4.0	0.48	40	7.5
116B	775268	7	552655	7162232	BEXV	11	4	2	6	00	01026	111	0051222	168	48	7	84	24	0.1	670	3.10	1000	2	2	100	3.3	0.48	44	7.8
116B	775270	7	551787	7156995	QRTZ	11	10	5	6	00	01031	220	0051222	104	26	26	34	17	0.1	960	2.60	600	1	2	30	3.4	0.26	110	7.5
116B	775271	7	561452	7142172	QRTZ	11	4	10	6	00	01011	030	0051221	92	22	5	51	15	0.1	445	2.40	1120	1	2	50	3.1	0.50	52	7.5
116B	775272	7	561967	7142356	QRTZ	11	6	6	6	00	01021	030	0051221	88	24	6	87	22	0.1	440	3.70	900	2	2	30	2.6	0.18	64	7.6
116B	775273	7	563439	7141295	QRTZ	11	4	5	6	10	01021	120	0051221	78	20	8	38	14	0.1	465	2.55	780	1	2	40	3.1	0.16	56	7.5
116B	775274	7	563439	7141295	QRTZ	11	4	5	6	20	01021	111	0051221	70	16	6	32	12	0.1	400	2.25	820	1	2	40	2.8	0.20	52	7.4
116B	775275	7	563697	7138253	SNDS	42	1	5	6	00	01111	021	0051211	90	24	10	51	17	0.1	2150	3.60	1400	1	2	80	2.7	0.84	110	7.2
116B	775276	7	624308	7125536	QRTZ	11	6	5	6	00	01031	012	0051221	56	18	11	17	9	0.1	365	2.15	780	1	2	80	5.1	0.02	44	7.4
116B	775277	7	629209	7124809	QRTZ	11	4	10	6	00	01031	210	0051221	92	30	8	23	10	0.1	300	2.40	1600	2	2	180	3.4	0.51	64	7.6
116B	775278	7	628541	7122981	ARGL	15	3	4	6	00	01021	111	0051221	96	44	8	43	14	0.1	360	2.75	1800	1	2	220	3.3	0.66	64	7.8
116B	775279	7	626274	7122919	QRTZ	11	5	4	6	00	01021	111	0051211	72	24	14	15	11	0.1	365	1.95	1200	1	2	220	4.2	0.40	70	7.5
116B	775280	7	624482	7121301	GLCM	44	20	15	6	00	01041	120	0051231	74	34	16	20	12	0.1	395	2.75	1320	2	2	200	5.6	0.36	56	7.4
116B	775282	7	623669	7121295	QRTZ	11	10	5	6	00	01031	120	0051221	56	6	9	16	9	0.1	340	1.95	900	1	2	330	4.3	0.20	48	7.3
116B	775283	7	623686	7117785	QRTZ	11	3	5	6	00	01021	012	0051221	66	22	5	32	14	0.1	345	2.30	1600	1	2	130	2.9	0.12	44	7.4
116B	775284	7	625249	7119402	GLCM	44	6	5	6	00	01031	021	0051221	62	20	6	20	12	0.1	750	1.95	1340	1	2	80	3.5	0.02	48	7.2
116B	775285	7	630481	7119189	ARGL	15	8	15	6	00	01031	030	0051221	76	24	4	25	11	0.1	350	2.15	1360	1	2	90	2.5	0.48	76	7.2

REGIONAL STREAM SEDIMENT AND WATER GEOCHEMICAL RECONNAISSANCE DATA, YUKON TERRITORY 1977. GSC-OF 520, NGR 31-1977, NTS 116B,C,F,G

MAP	SAMPLE	UTM ZN	UTM EAST	UTM NORTH	ROCK TYPE	AGE	WD	DT	SAMP	RP ST	CBWRS OACAC NNOTO TKLEL	SMP CMP	PPPPTCS RRHAYLR PPYTPSC SBSTESE	ZN	CU	PB	NI	CO	AG	MN	FE	BA	MO	W	HG	U	U-W	F-W	PH
116B	775286	7	629427	7118841	ARGL	15	3	8	6	00	01021	030	0051221	66	16	4	21	10	0.1	265	1.85	1500	2	2	50	3.0	0.26	70	7.1
116B	775287	7	631961	7120255	ARGL	15	1	4	6	10	01021	111	0051221	88	38	4	56	20	0.1	385	3.40	1720	2	2	110	2.3	0.62	86	7.9
116B	775289	7	631961	7120255	ARGL	15	1	4	6	20	01021	111	0051221	76	42	3	52	17	0.1	355	2.85	1460	1	2	130	2.7	0.46	110	7.9
116B	775290	7	634381	7120114	ARGL	15	4	5	6	00	01031	012	0051221	126	34	5	33	13	0.2	765	2.10	1780	2	2	190	3.7	0.34	120	7.6
116B	775291	7	634127	7120666	ARGL	15	6	5	6	00	01031	120	0051221	116	36	16	46	16	0.1	470	3.20	2000	3	2	180	3.2	0.42	86	7.9
116B	775292	7	637283	7120607	ARGL	15	4	5	6	00	01021	021	0051221	82	26	5	23	9	0.1	385	1.80	1280	2	2	140	3.7	0.18	110	7.6
116B	775293	7	637688	7119788	ARGL	15	3	3	6	00	01021	030	0051221	88	26	6	20	7	0.1	495	1.55	1340	3	2	160	4.3	0.44	110	7.4
116B	775294	7	635316	7123059	ARGL	15	4	6	6	00	01031	030	0051221	92	46	6	46	16	0.1	365	2.95	1480	2	2	150	2.8	0.20	86	7.8
116B	775295	7	634529	7123091	ARGL	15	4	5	6	00	01031	120	0051221	128	38	32	27	11	0.1	370	2.75	2050	3	2	170	3.9	0.76	76	7.9
116B	775296	7	635389	7126341	ARGL	15	5	4	6	00	01031	120	0051221	150	40	49	27	13	0.1	430	2.95	1900	3	2	150	4.5	0.70	64	7.8
116B	775297	7	641281	7126680	GLCM	44	20	40	6	00	01041	210	0051131	118	38	25	26	12	0.1	560	2.50		3	2	150	3.9	0.18	52	7.5
116B	775298	7	639834	7126446	ARGL	15	3	2	6	00	01021	021	0051221	118	30	21	20	11	0.1	335	2.60	1500	2	2	90	4.0	0.50	80	7.8
116B	775299	7	641546	7123854	QRTZ	11	1	3	6	00	01011	021	0051221	154	50	54	42	16	0.8	475	3.30	2050	3	2	180	3.9	0.32	60	7.6
116B	775300	7	641068	7121734	ARGL	15	2	3	6	00	01021	120	0051221	220	32	10	34	9	0.3	240	2.10	1600	5	2	430	5.9	1.30	140	7.8
116B	775302	7	642307	7122140	QRTZ	11	4	3	6	00	01011	030	0051221	90	28	27	20	9	0.1	245	2.10	1240	2	2	150	2.7	0.36	90	7.5
116B	775303	7	643270	7120159	ARGL	15	4	4	6	00	01021	210	0051221	110	50	17	38	18	0.1	585	3.85	2300	2	6	170	4.8	0.36	90	7.3
116B	775304	7	643071	7117175	ARGL	15	3	3	6	00	01021	030	0051211	74	20	4	16	8	0.1	280	1.90	1540	1	2	100	3.3	0.56	110	7.7
116B	775306	7	643279	7114724	ARGL	15	3	3	6	00	01111	030	0051221	54	14	3	12	6	0.1	185	1.30	1100	1	2	90	3.2	0.02	76	6.8
116B	775307	7	639341	7113699	ARGL	15	4	4	6	00	01031	030	0051221	72	24	3	18	8	0.1	320	1.70	1260	1	2	70	3.1	0.70	110	7.3
116B	775308	7	638681	7113661	ARGL	15	8	5	6	00	01031	120	0051221	198	34	7	29	10	0.1	445	2.25	1980	3	2	150	4.3	0.84	140	7.5
116B	775309	7	636993	7115897	ARGL	15	3	4	6	00	01021	030	0051221	134	28	7	23	10	0.1	320	2.25	2200	2	2	160	3.1	0.36	140	7.6
116B	775310	7	637476	7116373	ARGL	15	3	6	6	00	01021	030	0051221	162	36	6	29	10	0.1	560	2.15	2000	3	2	150	3.9	0.20	140	7.6
116B	775311	7	622898	7101121	GLCM	44	5	20	6	00	01121	012	0051223	76	14	2	15	12	0.1	1200	2.15	1240	1	2	50	3.1	0.02	70	6.0
116B	775312	7	624121	7106230	GLCM	12	5	15	6	00	01121	021	1051223	60	14	2	13	6	0.1	260	1.40	1180	1	4	40	3.6	0.02	56	5.9
116B	775313	7	625924	7113257	ARGL	15	5	10	6	10	01331	021	0051223	220	42	4	33	10	0.1	475	2.05	3800	3	2	270	5.4	0.60	98	7.0
116B	775314	7	625924	7113257	ARGL	15	5	10	6	20	01331	021	0051223	196	38	4	30	9	0.1	465	1.90	2750	3	2	260	4.7	0.52	140	7.0
116B	775315	7	627382	7111161	ARGL	15	5	30	6	00	01331	030	0051223	245	42	6	36	10	0.1	575	1.95	2000	4	2	300	4.5	0.58	140	7.3
116B	775316	7	628024	7111186	ARGL	15	15	20	6	00	01031	120	0051133	380	54	6	55	12	0.1	610	2.55	3450	6	2	300	6.1	0.76	130	7.4
116B	775317	7	630719	7115291	ARGL	15	3	10	6	00	01331	120	0051223	345	56	6	46	11	0.3	970	2.90	2700	5	2	240	4.9	1.10	170	7.3
116B	775318	7	631399	7115996	ARGL	15	2	5	6	00	01021	030	0051223	240	46	5	44	9	0.1	525	1.90	1940	3	2	240	4.4	0.58	210	7.3
116B	775319	7	633156	7113201	ARGL	15	5	5	6	00	01031	030	0051223	445	54	6	52	11	0.2	385	2.55	2800	5	2	220	5.4	1.50	220	7.4
116B	775320	7	632115	7113526	ARGL	15	20	20	6	00	01031	030	0051123	178	42	6	35	13	0.1	520	2.55	2400	1	2	170	4.1	0.58	140	7.6
116B	775322	7	634843	7111092	ARGL	15	4	4	6	10	01021	030	0051223	630	64	7	70	11	0.4	380	2.65	6500	7	2	300	6.4	2.10	210	7.6
116B	775323	7	634843	7111092	ARGL	15	4	4	6	20	01021	030	0051223	575	62	7	67	12	0.4	440	2.60	3700	7	2	300	5.7	1.80	240	7.6
116B	775324	7	630625	7108626	GLCM	44	3	3	6	00	01021	021	0051221	645	34	4	58	8	0.1	275	1.65	2550	3	2	200	4.0	1.10	340	7.2
116B	775325	7	629130	7104354	GLCM	44	8	30	6	00	01031	021	0051221	150	20	2	26	10	0.1	465	1.85	2350	1	2	310	3.3	0.48	180	7.4
116B	775327	7	628495	7104615	GLCM	44	4	20	6	00	01031	012	0051221	400	32	3	48	9	0.1	430	1.90	1800	2	2	220	4.4	0.90	210	7.2
116B	775328	7	630293	7105979	GLCM	44	3	10	6	00	01021	021	0051221	210	32	9	37	12	0.2	495	2.25	4650	1	2	250	3.8	0.64	170	7.3
116B	775329	7	630718	7105705	GLCM	44	3	8	6	00	01021	120	0051221	190	24	2	36	15	0.1	565	2.65	4200	2	2	690	3.3	0.74	140	7.3
116B	775330	7	632372	7101724	ARGL	15	3	10	6	00	01121	120	0051221	98	12	10	36	10	0.1	250	1.75	2400	1	2	210	5.9	0.74	140	7.2
116B	775331	7	640933	7102893	GLCM	44	5	10	6	00	01121	030	0051221	305	28	4	17	6	0.1	235	1.50	3600	1	2	150	6.7	1.30	160	7.3
116B	775332	7	641618	7102657	GLCM	44	10	20	6	00	01121	030	0051131	200	36	8	31	10	0.2	150	1.85	2050	2	2	200	5.9	1.40	150	7.3
116B	775333	7	643195	7104834	ARGL	15	3	10	6	00	01121	030	0051223	200	20	5	34	7	0.1	140	1.80	5950	4	2	200	4.4	0.46	140	7.1
116B	775334	7	642034	7107069	ARGL	15	2	6	6	00	01321	030	0051223	162	32	4	27	9	0.1	300	1.80	3000	1	2	220	3.9	0.58	170	7.2
116B	775335	7	641608	7106301	ARGL	15	6	15	6	00	01331	030	0051123	194	34	5	30	9	0.3	335	1.90	2100	3	2	170	4.2	1.20	150	7.4
116B	775336	7	640663	7107705	ARGL	15	2	10	6	00	01321	021	0051223	164	22	8	24	9	0.1	250	1.90	2950	1	4	270	3.6	0.58	170	7.3
116B	775337	7	567933	7122735	SCST	01	8	4	6	00	01031	220	0041121	76	22	2	20	10	0.1	445	1.85	1100	2	2	50	2.5	0.80	120	7.2
116B	775338	7	568733	7122163	SCST	01	4	3	6	00	01031	130	0041211	70	20	2	20	9	0.1	405	1.75	1100	1	2	70	2.7	2.20	720	7.4
116B	775339	7	565204	7124413	SCST	01	2	1	6	00	01011	120	0041211	76	14	25	13	8	0.1	485	1.90	1700	1	2	120	4.9	5.60	130	6.8
116B	775340	7	562747	7124726	SCST	01	5	3	6	00	01121	130	0041211	82	24	3	22	9	0.1	445	1.90	1040	1	2	40	2.6	4.80	140	7.1

MAP	SAMPLE	UTM ZN	EAST	NORTH	ROCK TYPE	AGE	WD	DT	SAMP	RP ST	CBWRS OACAC NNOTQ TKLEL	SMP CMP	PPPPTCS RRHAYLR PPYTPSC SBSTESE	ZN	CU	PB	NI	CO	AG	MN	FE	BA	MO	W	HG	U	U-W	F-W	PH
116B	775342	7	561604	7125025	SCST	01	3	3	6	00	01126	030	0041211	62	20	1	20	9	0.1	430	1.75	900	1	2	40	2.5	4.60	130	7.4
116B	775343	7	558592	7121910	SCST	01	4	3	6	00	01021	012	0041211	72	16	12	35	11	0.1	670	1.80	1340	1	2	50	9.2	4.30	130	7.2
116B	775344	7	554782	7122300	QRTZ	01	6	4	6	00	01031	210	0041121	130	32	21	30	10	0.1	645	2.45	1300	1	2	40	3.4	1.20	140	7.5
116B	775345	7	555055	7122046	QRTZ	01	7	5	6	00	01021	210	0041121	94	20	24	37	10	0.1	425	1.85	2000	1	2	30	5.1	1.00	140	7.4
116B	775346	7	555237	7119049	SCST	01	6	4	6	00	01021	111	0041121	152	18	47	19	9	0.1	415	1.65	2000	1	2	60	9.3	1.40	110	7.0
116B	775347	7	550218	7115954	QRTZ	01	5	3	6	10	01021	130	0041121	88	22	17	20	11	0.1	455	2.10	1160	1	2	40	2.8	1.80	120	7.6
116B	775348	7	550218	7115954	QRTZ	01	5	3	6	20	01021	130	0041121	74	20	8	27	11	0.1	455	2.25	1400	1	2	40	3.9	1.80	120	7.6
116B	775349	7	549055	7114044	QRTZ	01	12	10	6	00	01121	120	0041121	88	18	10	17	9	0.1	475	1.80	1000	1	2	30	3.9	0.52	120	7.2
116B	775351	7	551860	7112532	QRTZ	01	3	2	6	00	01131	111	0041211	126	34	10	36	16	0.1	735	2.70	1800	1	2	70	3.9	4.30	130	7.5
116B	775352	7	552710	7111407	QRTZ	01	7	4	6	00	01131	120	0041121	120	20	10	23	9	0.1	455	1.95	860	1	2	40	3.0	0.42	160	7.2
116B	775353	7	553523	7111839	QRTZ	01	5	3	6	00	01031	120	0041121	120	26	20	28	11	0.1	585	2.50	1450	1	2	120	5.3	1.80	110	7.4
116B	775354	7	554702	7109483	QRTZ	01	4	3	6	00	01026	210	0041121	192	20	33	20	10	0.1	515	2.25	1140	2	2	40	3.9	0.26	98	7.1
116B	775355	7	556531	7109100	SCST	01	5	3	6	00	01021	120	0041121	152	20	35	20	10	0.1	740	2.10	1840	1	2	50	6.1	4.60	130	7.3
116B	775356	7	558421	7106357	SCST	01	8	5	6	00	01036	120	0041121	60	20	11	18	8	0.1	330	1.85	1000	1	2	20	2.4	0.52	110	7.2
116B	775357	7	555174	7104162	QRTZ	01	7	5	6	00	01031	021	0041121	84	26	8	25	11	0.1	475	2.10	1360	1	2	40	4.5	0.72	110	7.2
116B	775358	7	554641	7104455	QRTZ	01	3	4	6	00	01031	030	0041211	116	22	21	15	11	0.1	615	2.25	1100	2	2	40	4.5	0.24	110	7.2
116B	775359	7	553656	7103332	QRTZ	01	4	3	6	00	02021	210	0041211	54	16	4	13	9	0.1	285	1.75	900	1	2	20	3.0	0.36	86	6.7
116B	775360	7	553732	7102811	QRTZ	01	4	3	6	00	02021	111	0041211	66	18	5	17	9	0.1	510	1.50	1460	1	2	40	3.0			
116B	775362	7	559780	7106115	SCST	01	4	2	6	00	01021	030	0041211	96	24	27	12	7	0.1	570	1.70	2300	1	2	70	14.4	5.60	110	7.2
116B	775363	7	560197	7104527	SCST	01	3	2	6	00	01021	120	0041211	64	24	6	40	11	0.1	420	2.45	780	2	2	30	2.0	0.74	110	7.1
116B	775364	7	563009	7102868	SCST	01	3	3	6	00	01121	120	0041211	112	20	45	23	8	0.1	595	2.00	1240	2	2	40	3.2	5.70	130	8.1
116B	775366	7	564000	7103376	SCST	01	4	3	6	10	01021	120	0041121	70	18	22	9	5	0.1	360	1.55	2050	1	2	110	5.4	4.80	110	8.0
116B	775367	7	564000	7103376	SCST	01	4	3	6	20	01021	120	0041121	68	16	19	8	5	0.1	260	1.45	1760	1	2	40	6.0	4.40	140	7.9
116B	775368	7	564319	7105915	SCST	01	3	2	6	00	02021	111	0041211	84	30	21	12	6	0.1	425	1.65	1400	1	2	40	4.1	8.50	120	8.0
116B	775369	7	563262	7109401	SCST	01	3	2	6	00	02021	120	0041211	110	10	27	9	5	0.1	565	1.30	1900	2	2	30	5.4	0.70	120	7.2
116B	775370	7	562760	7109249	SCST	01	4	2	6	00	02021	111	0041211	112	12	43	8	3	0.1	265	1.30	2000	1	2	40	6.7	0.26	130	7.2
116B	775371	7	564837	7101947	SCST	01	2	2	6	00	01021	210	1141211	60	14	15	22	7	0.1	400	1.70	1900	2	2	40	2.9	0.22	86	6.5
116B	775372	7	567548	7102104	SCST	01	2	3	6	00	02016	030	0041211	70	16	10	15	6	0.1	370	1.70	1260	2	2	120	3.90	0.00	160	7.8
116B	775373	7	569833	7100420	SCST	01	18	10	6	00	01021	220	0041131	68	16	11	15	5	0.1	370	1.60	1340	1	2	60	4.0	1.20	140	7.7
116B	775374	7	571929	7101231	SCST	01	4	8	6	00	02116	030	0041221	60	16	5	16	6	0.4	385	1.70	1140	1	2	40	4.01	3.60	230	7.9
116B	775375	7	574271	7099960	SCST	01	2	1	6	00	01016	030	0041211	62	18	1	17	8	0.1	400	1.60	980	2	2	20	2.6	0.60	76	6.4
116B	775376	7	575783	7100479	SCST	01	3	2	6	00	01011	120	0041211	94	20	12	20	7	0.1	480	2.10	1480	2	2	50	4.2	1.80	80	7.4
116B	775377	7	587252	7102433	SCST	01	3	3	6	00	01026	030	0041211	96	20	7	20	6	0.1	335	1.90	1700	1	2	80	3.7	1.50	130	7.8
116B	775378	7	582313	7103509	SCST	01	4	2	6	00	01116	021	0041211	88	20	7	19	6	0.1	115	1.40	1960	1	2	70	5.1	0.36	110	6.3
116B	775379	7	579519	7103454	GRNS		3	2	6	00	01021	210	0041211	62	36	10	55	11	0.1	495	2.00	1100	2	2	30	3.3	1.50	160	7.7
116B	775380	7	575635	7106999	SCST	01	2	2	6	00	01011	120	0041211	58	18	4	18	6	0.1	490	1.65	940	2	2	30	3.0	2.80	150	7.7
116B	775382	7	576799	7108338	SCST	01	6	4	6	00	12111	120	0041121	56	16	5	20	7	0.1	330	1.60	1060	1	2	40	3.5	4.70	170	7.5
116B	775383	7	581188	7110125	SCST	01	3	2	6	00	02021	030	0041211	76	16	7	21	8	0.1	420	1.90	1100	1	2	40	4.5	3.60	210	7.6
116B	775384	7	579087	7112044	SCST	01	3	2	6	00	02026	030	0041211	88	10	8	14	9	0.1	290	1.30	1400	1	2	30	4.7	3.90	270	7.7
116B	775385	7	575930	7110287	SCST	01	4	5	6	00	12121	210	0041121	82	22	9	21	10	0.2	580	2.00	1320	1	2	40	3.6	3.40	170	7.3
116B	775386	7	574475	7109247	SCST	01	4	3	6	10	01021	030	0041211	54	8	10	9	5	0.1	145	1.25	1400	1	2	20	6.81	3.80	140	8.0
116B	775387	7	574475	7109247	SCST	01	4	3	6	20	01021	030	0041211	54	8	10	10	6	0.1	290	1.25	1500	1	2	20	5.21	3.20	140	8.3
116B	775388	7	574193	7113824	SCST	01	3	6	6	00	01116	030	0041211	76	22	5	22	10	0.1	455	1.95	1140	1	2	40	3.0	5.50	170	8.0
116B	775389	7	571139	7114385	SCST	01			1	00	02 6	030	0041221	66	26	3	25	12	0.1	505	1.95	800	2	2	60	2.4			
116B	775390	7	571713	7117432	SCST	01			1	00	02 6	021	0041211	72	18	5	19	9	0.1	435	1.70	1000	2	2	50	2.4			
116B	775391	7	570576	7116760	SCST	01	6	3	6	00	02121	030	0041121	62	18	2	19	9	0.1	465	1.75	940	1	2	30	2.5	1.00	140	7.8
116B	775392	7	567413	7115410	SCST	01	4	3	6	00	01021	120	0041121	76	12	22	10	6	0.1	445	1.45	1720	1	2	30	6.2	1.30	130	7.6
116B	775393	7	563221	7114327	SCST	01	3	2	6	00	02021	021	0041211	90	14	25	18	11	0.2	445	1.60	1400	1	2	40	8.0	2.90	140	7.5
116B	775394	7	563672	7113984	SCST	01	3	2	6	00	02021	111	0041211	86	10	30	9	8	0.3	455	1.60	1400	1	2	40	5.7	0.36	98	7.2
116B	775395	7	561693	7116874	SCST	01	3	3	6	00	01021	021	0041211	124	8	25	11	8	0.2	610	1.45	1720	1	2	50	7.3	0.86	86	7.2

MAP	SAMPLE	UTM COORDINATES ZN	EAST	NORTH	ROCK TYPE	AGE	WD	DT	SAMP	RP ST	CBWRS OACAC NNOTO TKLEL	SMP CMP	PPPPTCS RRHAYLR PPYTPSC SBSTESE	ZN	CU	PB	NI	CO	AG	MN	FE	BA	MO	W	HG	U	U-W	F-W	PH
116B	775397	7	561623	7117299	SCST	01	2	2	6	00	01021	120	1141211	154	14	23	10	8	0.1	350	1.60	1680	1	2	40	8.0	0.28	110	7.0
116B	775398	7	564583	7118662	SCST	01	6	3	6	00	02021	120	0041121	92	10	18	10	8	0.1	425	1.60	1700	1	2	30	5.7	0.70	110	7.3
116B	775399	7	568908	7119084	SCST	01			1	00	01 1	030	0041211	50	12	5	11	8	0.1	300	1.60	1200	1	2	20	3.2			
116B	775400	7	573903	7125029	GLCM	44	4	10	6	00	02016	030	0041121	72	24	5	20	10	0.1	395	2.10	1320	1	2	20	2.6	0.70	98	7.5
116B	775402	7	574735	7124305	SCST	01	3	5	6	00	02016	021	0041211	82	16	5	19	8	0.1	420	2.15	1240	1	2	40	3.3	0.66	110	7.4
116B	775403	7	577546	7122862	SCST	01	4	8	6	00	02026	030	0041121	62	12	5	15	8	0.1	385	1.80	1160	1	2	50	3.1	1.10	170	7.6
116B	775404	7	579132	7121058	SCST	01	4	3	6	00	02021	120	0041121	82	18	12	28	12	0.1	795	2.20	2000	1	2	70	4.4	2.60	130	8.0
116B	775405	7	581818	7120193	SCST	01	3	3	6	00	02021	120	0041211	90	28	15	23	12	0.3	600	2.55	1480	1	2	50	3.3	0.30	180	7.5
116B	775406	7	582745	7120339	GLCM	44	6	6	6	10	02316	030	0041121	130	20	20	27	14	0.2	770	2.90	1640	1	2	160	4.7	0.24	110	7.3
116B	775407	7	582745	7120339	GLCM	44	6	6	6	20	02316	030	0041121	136	26	20	29	16	0.1	750	2.90	1600	1	2	180	4.2	0.24	110	7.1
116B	775408	7	584869	7115989	SCST	01	4	3	6	00	02026	021	0041121	62	12	10	11	5	0.2	130	1.25	1620	1	2	60	3.7	0.36	110	8.1
116B	775409	7	587452	7114546	SCST	01	7	4	6	00	02021	120	0041121	66	16	10	13	8	0.1	400	1.70	2000	1	2	150	4.2	2.80	110	7.8
116B	775410	7	588168	7112419	SCST	01	3	3	6	00	02126	030	0041211	68	18	9	20	10	0.1	255	1.85	1480	1	2	50	3.2	2.00	130	8.4
116B	775411	7	590294	7111205	SCST	01	4	4	6	00	02026	120	0041211	255	40	54	57	17	1.4	380	1.80	3100	8	21	250	5.2	5.30	110	8.2
116B	775412	7	592780	7107553	SCST	01	6	3	6	00	01011	120	0041211	70	14	12	17	8	0.1	455	1.55		1	2	50	3.0	3.90	120	7.8
116B	775413	7	594201	7105685	GLCM	44	20	10	6	00	02011	021	0041121	120	48	10	36	20	0.1	1250	1.90		1	2		5.7	0.36	90	7.4
116B	775414	7	607023	7116285	GLCM	44	6	10	6	00	02021	021	0041121	52	12	5	12	8	0.1	290	1.30	1000	1	2	50	3.0	0.06	56	6.8
116B	775415	7	606700	7116863	GLCM	44	5	8	6	00	02021	021	0041121	42	10	4	11	6	0.1	280	1.45	920	1	2	30	4.1	0.06	56	7.0
116B	775416	7	605036	7116838	GLCM	44	4	5	6	00	02021	030	0041121	46	14	4	11	7	0.1	265	1.50	1000	1	2	50	2.5	0.02	52	6.8
116B	775417	7	602879	7118871	GLCM	44	2	3	6	00	02121	030	0041211	36	10	3	9	5	0.1	160	1.15	980	1	2	30	2.1	0.10	52	6.1
116B	775418	7	599840	7114430	GLCM	44	3	2	6	00	02013	030	0041211	90	16	4	22	8	0.1	195	1.45	1080	1	2	50	2.5	0.30	150	7.0
116B	775420	7	595393	7120102	GLCM	44	10	15	6	00	01031	210	0041121	66	24	4	19	10	0.1	375	1.90	1000	1	2	60	2.8	0.06	50	7.0
116B	775422	7	594829	7120978	GLCM	44	4	2	6	10	01121	210	0041211	88	32	10	24	12	0.1	535	2.25	1320	1	2	850	3.7	0.20	86	7.8
116B	775423	7	594829	7120978	GLCM	44	4	2	6	20	01121	210	0041211	80	26	9	20	9	0.1	440	1.95	1260	1	2	100	3.4	0.12	86	7.6
116B	775424	7	598209	7123534	GLCM	44	6	5	6	00	02023	030	0041211	124	40	8	33	13	0.2	560	2.90	1200	2	2	150	3.7	0.06	80	7.4
116B	775425	7	596556	7120913	GLCM	44	4	3	6	00	02021	120	0041121	84	32	5	26	14	0.1	555	2.85	900	1	2	70	2.1	0.02	56	7.0
116B	775426	7	601040	7122199	GLCM	44	8	10	6	00	01031	120	0041121	112	40	4	33	17	0.1	450	2.90	960	1	2	90	2.1	0.02	48	7.0
116B	775427	7	605594	7124551	DORT	36	6	7	6	00	01031	012	0041121	114	42	5	36	19	0.1	405	2.90	1060	1	2	120	2.4	0.06	48	7.2
116B	775428	7	605265	7124926	DORT	36	8	10	6	00	01031	012	0041121	110	32	3	22	13	0.1	525	2.25	880	1	2	70	2.8	0.02	40	6.8
116B	775429	7	612889	7122337	QRTZ	36	4	2	6	00	02021	021	0041211	100	16	7	23	15	0.4	510	2.60	1200	1	2	250	4.0	0.02	34	6.4
116B	775430	7	615231	7122120	QRTZ	36	10	8	6	00	01031	022	0041121	140	44	5	35	15	0.1	520	3.10	900	1	2	310	2.1	0.02	36	6.6
116B	775431	7	618398	7119356	GLCM	44	15	20	6	00	41021	111	0041121	104	38	3	31	14	0.1	430	2.90	900	1	2	120	2.3	0.02	58	7.4
116B	775433	7	618803	7117394	GLCM	44	2	1	6	00	11111	030	1141121	44	10	4	9	4	0.1	160	1.05	1100	1	2	50	2.6	0.10	28	7.0
116B	775434	7	618623	7115293	GLCM	44	2	1	6	00	11011	030	0041121	52	10	4	12	5	0.2	210	1.25	1120	1	2	50	3.0	1.80	56	7.9
116B	775435	7	577543	7102306	GRNS	01	10	10	6	00	11321	021	0051121	66	14	11	11	7	0.1	310	1.60	2000	1	4	90	5.6	4.90	86	7.8
116B	775436	7	583740	7101223	GRNS	01	15	30	6	00	11016	021	0041121	88	22	8	20	7	0.1	160	2.00	1540	2	2	60	4.1	0.64	60	7.4
116B	775437	7	585746	7100949	GRNS	01	25	100	6	00	11016	012	0041121	184	56	16	50	12	0.4	1500	2.00		1	2		12.9	0.14	64	7.1
116B	775438	7	593561	7099725	GRNS	01	2	5	6	00	11106	022	0041121	76	18	4	19	6	0.2	195	1.40	1020	1	2	70	5.1	0.34	120	7.0
116B	775439	7	592406	7100538	GRNS	01			1	00	11 1	022	0041121	76	22	8	21	9	0.1	210	1.80	940	2	2	50	5.5			
116B	775440	7	620131	7126910	QRTZ	36	3	3	6	00	11026	022	0041121	152	30	9	46	19	0.1	355	2.35	2250	2	2	150	3.5	0.02	60	6.9
116B	775442	7	619641	7126072	QRTZ	36	1	4	6	00	11011	030	0041121	54	26	7	17	9	0.2	515	1.75	1240	2	2	90	2.9	0.02	76	7.6
116B	775443	7	618732	7124574	QRTZ	36	1	1	6	00	11026	030	0041121	92	24	8	24	9	0.1	290	1.90	1440	1	2	170	3.6	1.10	86	7.5
116B	775444	7	620466	7109521	GLCM	44	1	1	6	00	11011	220	0041121	56	30	8	17	8	0.1	440	1.90	1100	1	2	100	3.0	0.62	98	7.8
116B	775445	7	620210	7106811	GLCM	44			1	00	11 1	021	0041222	42	12	6	10	6	0.1	250	1.40	920	1	2	40	3.4			
116B	775447	7	619275	7104799	GLCM	44			1	10	2 1	021	3041222	56	18	5	15	61	0.1	13000	3.05	1300	2	2	70	2.8			
116B	775448	7	619275	7104799	GLCM	44			1	20	2 1	021	3041222	36	18	4	11	8	0.1	465	1.40	1000	1	2	60	2.6			
116B	775449	7	617431	7101569	GLCM	44			1	00	11 1	021	0041222	60	14	5	12	9	0.1	750	1.70	1000	1	2	150	3.1			
116B	775450	7	615284	7099685	GLCM	44			1	00	11 1	022	0041222	96	12	5	25	16	0.1	1900	1.95	980	1	2	70	2.6			
116B	775451	7	607652	7100134	GRNS	01	4	4	6	00	11001	120	0041121	64	16	6	31	11	0.1	490	1.65	960	1	2	90	3.9	3.10	150	7.7
116B	775452	7	603266	7102892	GRNS	01	4	4	6	00	11001	111	0041121	66	18	6	59	13	0.1	235	1.65		1		30	2.9	1.70	160	7.8

REGIONAL STREAM SEDIMENT AND WATER GEOCHEMICAL RECONNAISSANCE DATA, YUKON TERRITORY 1977. GSC-OF 520, NGR 31-1977, NTS 116B,C,F,G

MAP	SAMPLE	UTM ZN	EAST	NORTH	ROCK TYPE	AGE	WD	DT	SAMP	RP ST	CBWRS OACAC NNOTO TKLEL	SMP CMP	PPPPTCS RRHAYLR PPYTPSC SBSTESE	ZN	CU	PB	NI	CO	AG	MN	FE	BA	MO	W	HG	U	U-W	F-W	PH
116B	775453	7	601279	7103827	GRNS	01			1	00	11 1	120	0041222	70	14	13	20	9	0.1	360	1.55	660	1	2	40	5.6			
116B	775454	7	599039	7104952	GRNS	01			1	00	11 1	021	0041222	100	22	10	26	9	0.1	325	1.80	1480	1	2	10	4.3			
116B	775455	7	598264	7104883	GRNS	01	5	3	6	00	11101	021	0041121	90	18	20	25	11	0.1	415	2.00	760	1	2	30	10.01	0.35	1900	7.6
116B	775456	7	595895	7104408	BSLT	42			1	00	11 1	012	0041222	144	26	13	31	16	0.1	2650	2.75	1360	1	2	80	21.6			
116B	775457	7	588324	7100623	GRNS	01	50	100	4	00	1100		0041121														0.62	110	7.3
116C	775002	7	546465	7202927	LMSN	36	2	2	6	00	02113	120	0041211	136	26	5	33	9	0.2	280	1.90	1500	5	2	50	4.5	0.38	130	8.3
116C	775003	7	543297	7204300	LMSN	36	3	2	6	00	05123	120	0041211	215	44	13	48	10	0.6	200	3.25	1600	8	2	130	5.3	0.48	160	7.7
116C	775004	7	544663	7205550	SNDS	36	3	2	6	00	05123	111	0041211	205	40	10	46	12	0.4	335	4.10	2000	5	2	180	5.0	0.24	130	7.5
116C	775005	7	544396	7205715	SNDS	36	6	3	6	00	05126	210	0041121	178	40	10	42	12	0.4	590	3.05	1340	9	2	140	5.6	0.48	150	8.0
116C	775006	7	545363	7207498	SNDS	36	4	3	6	00	05021	030	0041211	134	28	5	36	13	0.1	820	2.65	780	3	2	100	3.4	0.04	140	7.4
116C	775007	7	547070	7206285	SNDS	36	3	2	6	00	02111	120	1141211	168	34	6	39	12	0.2	605	2.25	940	7	2	100	4.3	0.18	150	7.5
116C	775008	7	539578	7207140	SNDS	36	2	2	6	00	02121	022	0041211	200	22	5	42	19	0.4	270	1.85	1120	6	2	100	4.8	0.04	130	7.5
116C	775009	7	537775	7207802	SNDS	36	10	5	6	00	01021	030	0051121	106	26	7	31	15	0.2	935	2.60	860	2	2	80	2.8	0.02	140	6.9
116C	775010	7	535025	7206565	SNDS	36	3	2	6	00	02021	120	0051211	104	34	10	30	16	0.3	100	3.25	720	2	2	70	2.7	0.02	150	6.9
116C	775011	7	534657	7206572	SNDS	36	3	2	6	00	02021	012	0051211	96	20	6	28	14	0.1	750	2.45	800	2	2	60	2.4	0.02	150	7.7
116C	775012	7	527654	7207878	SNDS	36	4	2	6	00	02021	021	0051211	110	18	5	29	14	0.2	545	2.30	680	2	2	50	2.9	0.08	160	7.5
116C	775013	7	526262	7206882	SNDS	36	3	3	6	00	02021	021	0051211	110	20	7	29	17	0.3	130	2.40	840	1	2	80	2.5	0.02	130	7.3
116C	775014	7	525181	7204559	SNDS	36	3	2	6	00	02021	021	0051211	116	28	8	31	14	0.2	825	2.55	920	1	2	90	2.7	0.10	130	7.4
116C	775015	7	524471	7187882	SHLE	18	3	2	6	00	02121	021	0051211	162	28	10	35	7	0.1	60	1.7099999	5	2	70	4.8	0.42	160	8.1
116C	775016	7	524062	7192206	SHLE	18	6	3	6	00	02121	030	0051121	250	32	9	46	13	0.4	370	2.60	1860	4	2	90	4.0	0.84	240	7.7
116C	775017	7	527373	7188363	SHLE	18	2	1	6	00	05121	210	0051211	215	18	7	24	6	0.2	295	1.25	6500	4	2	100	7.1	1.40	130	8.0
116C	775019	7	528554	7187810	SHLE	18	6	4	6	10	06131	210	0051211	134	16	15	20	5	0.1	285	1.10	1800	4	2	50	3.1	0.76	130	8.0
116C	775020	7	528554	7187810	SHLE	18	6	4	6	20	06131	210	0051211	142	18	15	21	6	0.1	295	1.10	1900	4	2	50	3.4	0.74	110	8.3
116C	775022	7	531575	7186081	DLMT	15	6	3	6	00	06136	012	1151121	260	22	25	25	4	0.1	195	0.80	3600	6	2	100	5.5	1.50	120	8.0
116C	775023	7	530472	7187904	DLMT	15	8	4	6	00	01131	220	0051211	118	18	10	16	4	0.1	440	0.85	1620	5	2	60	4.0	1.10	60	8.1
116C	775024	7	532594	7189483	DLMT	15	2	1	6	00	06031	111	0051211	104	12	12	18	4	0.1	190	0.70	5500	4	2	70	4.9	1.50	110	7.9
116C	775025	7	536492	7188027	DLMT	15	4	3	6	00	05131	021	0051211	146	14	17	18	6	0.1	300	1.20	5100	5	2	70	4.5	1.70	96	8.3
116C	775026	7	535932	7187475	DLMT	15	3	2	6	00	05131	022	0051211	225	26	14	29	4	0.1	420	0.95	1300	8	2	100	5.8	1.00	80	8.3
116C	775027	7	526493	7191024	DLMT	15	2	2	6	10	01121	022	0051211	182	28	27	29	10	0.1	430	1.5099999	5	2	100	5.7	1.00	72	8.3
116C	775028	7	526493	7191024	DLMT	15	2	2	6	20	01121	022	0051211	210	30	25	32	10	0.1	475	1.5099999	6	2	110	6.1	0.92	66	8.1
116C	775029	7	527154	7192839	SHLE	18	3	2	6	00	02121	030	0051211	180	22	8	37	9	0.2	215	2.45	2100	3	2	80	4.0	0.64	110	8.2
116C	775031	7	530324	7194151	SHLE	18	6	2	6	00	05123	021	1151211	280	40	11	50	7	1.4	140	2.60	7000	5	2	140	6.8	3.40	110	8.0
116C	775032	7	529575	7194177	LMSN	20	5	3	6	00	02021	030	0051211	124	18	7	29	11	0.1	330	2.40	800	2	2	70	3.1	0.48	130	7.8
116C	775033	7	543449	7148960	SNDS	42	8	6	6	00	02021	030	0041121	108	28	11	54	15	0.1	595	3.05	1120	1	2	60	4.5	0.44	100	8.1
116C	775034	7	538819	7147154	QRTZ	50	12	8	6	00	01021	210	0041121	102	24	19	38	13	0.1	505	2.60	1120	1	6	40	3.6	2.10	140	7.6
116C	775035	7	538317	7146818	QRTZ	50	6	5	6	00	01131	120	1141121	76	24	10	19	10	0.2	410	2.10	1080	1	2	50	4.4	6.10	174	8.1
116C	775036	7	538642	7147433	QRTZ	50	8	6	6	00	01021	120	0041121	86	22	13	35	12	0.1	395	2.35	1120	1	2	40	3.5	1.00	110	8.4
116C	775037	7	543057	7151284	QRTZ	11	6	4	6	00	01031	022	0041121	78	22	9	41	12	0.2	420	2.35	900	1	2	80	4.1	0.68	120	8.0
116C	775038	7	541150	7147337	QRTZ	50	4	4	6	10	01026	220	0041121	88	24	8	22	10	0.2	380	2.10	1240	2	2	70	4.1	3.00	110	8.3
116C	775039	7	541150	7147337	QRTZ	50	4	4	6	20	01026	021	0041121	84	24	10	23	12	0.1	565	2.25	1120	3	2	120	4.5	3.10	110	8.2
116C	775040	7	542306	7147717	QRTZ	50	8	6	6	00	01031	111	0041121	92	28	12	50	15	1.6	655	2.90	1260	2	2	70	3.9	0.50	110	8.3
116C	775043	7	542324	7147177	QRTZ	50	8	5	6	00	01031	021	0041121	114	26	32	38	14	0.1	635	2.80	1140	1	2	50	3.5	1.70	150	8.1
116C	775044	7	544683	7142808	QRTZ	50	6	4	6	00	01021	021	0041121	74	18	10	23	11	0.1	440	2.15	1200	1	24	30	5.5	1.90	160	7.8
116C	775045	7	542796	7140428	QRTZ	50	4	3	6	00	01021	030	0041211	104	20	9	26	14	0.1	420	2.80	860	2	2	20	3.9	1.90	150	7.7
116C	775046	7	542491	7140537	QRTZ	50	3	2	6	00	01021	021	0041211	56	14	5	15	8	0.1	190	1.60	1040	2	28	170	5.9	2.70	180	8.0
116C	775047	7	546808	7139461	QRTZ	50	3	3	6	00	01021	120	0041211	80	22	13	32	14	0.2	400	2.25	1820	3	2	60	4.2	3.90	200	8.2
116C	775048	7	546884	7139093	QRTZ	50	3	3	6	00	01021	220	0041211	90	26	7	54	24	0.1	665	3.90	1020	2	2	50	2.3	2.20	130	8.1
116C	775049	7	537851	7143250	QRTZ	50	4	3	6	00	01021	111	0041211	78	22	16	24	13	0.1	550	2.40	800	2	22	30	4.3	4.60	140	8.1
116C	775050	7	538200	7143047	QRTZ	50	4	3	6	00	01021	210	0041211	40	8	5	10	6	0.1	210	1.35	1040	1	2	20	5.6	7.50	220	7.9
116C	775051	7	537870	7151414	SNDS	42	2	2	6	10	02111	120	1041211	60	18	7	29	10	0.2	380	1.85	900	1	2	40	3.3	2.30	270	8.0

REGIONAL STREAM SEDIMENT AND WATER GEOCHEMICAL RECONNAISSANCE DATA, YUKON TERRITORY 1977. GSC-OF 520, NGR 31-1977, NTS 116B,C,F,G

MAP	SAMPLE	UTM ZN	EAST	NORTH	ROCK TYPE	AGE	WD	DT	SAMP	RP ST	CBWRS OACAC NNOTO TKLEL	SMP	PPPPTCS RRHAYLR PPYTPSC SBSTESE	ZN	CU	PB	NI	CO	AG	MN	FE	BA	MO	W	HG	U	U-W	F-W	PH
116C	775052	7	537870	7151414	SNDS	42	2	2	6	20	02111	120	1041211	56	16	5	27	10	0.1	390	1.90	920	1	2	40	3.8	2.20	310	8.1
116C	775053	7	534413	7148287	QRTZ	50	6	4	6	00	01021	220	0041211	120	48	26	37	17	0.1	765	2.70	1320	1	2	50	3.5	3.70	110	8.3
116C	775054	7	532356	7148523	QRTZ	50	3	3	6	00	02026	220	0041211	154	44	25	39	13	0.6	460	2.60	1860	7	2	90	4.2	2.00	130	8.4
116C	775055	7	531029	7148778	QRTZ	50			1	00	02 1	030	0041211	162	52	21	50	14	0.3	585	3.00	1600	12	2	160	3.8			
116C	775056	7	529671	7150036	QRTZ	50	8	3	6	00	01011	030	0041211	116	22	17	31	12	0.1	430	2.05	960	1	2	60	2.7	1.30	110	8.4
116C	775057	7	528511	7152671	QRTZ	50	5	3	6	00	01031	021	0041211	82	26	7	28	12	0.1	450	2.20	980	1	2	60	2.5	2.20	180	8.5
116C	775058	7	523508	7143806	GLCM	44			1	00	02 1	030	0041211	80	24	5	23	11	0.1	450	2.00	1020	1	2	50	2.7			
116C	775059	7	522823	7145819	QRTZ	50			1	00	02 1	030	0041211	78	20	8	25	10	0.1	475	2.05	1740	1	2	40	2.8			
116C	775060	7	527784	7139099	GRNS	50	4	3	6	00	01021	130	0041121	80	24	6	22	11	0.1	445	2.00	1040	2	2	50	2.7	4.20	220	8.5
116C	775062	7	532241	7138544	QRTZ	50	4	4	6	00	01026	030	0041211	62	20	2	19	10	0.1	425	1.80	880	2	2	30	2.5	10.80	290	8.1
116C	775063	7	534990	7137196	QRTZ	50	4	4	6	00	01021	111	0041211	80	24	5	23	11	0.1	470	2.00	940	1	2	50	3.3	4.30	270	7.9
116C	775064	7	533833	7136086	QRTZ	50	6	4	6	00	01021	031	0041211	74	22	4	21	10	0.1	430	1.85	880	2	2	50	2.6	0.52	700	7.2
116C	775065	7	530545	7137776	GRNS	50			1	00	01 1	030	0041211	66	20	3	20	10	0.1	415	1.80	840	1	2	40	2.1			
116C	775066	7	529574	7137929	GRNS	50	4	3	6	00	01021	030	0041211	60	20	3	18	8	0.1	410	1.75	880	1	2	30	2.5	1.70	180	7.4
116C	775067	7	527047	7137785	QRTZ	50	2	1	6	00	01111	030	0041211	70	22	4	20	10	0.1	415	1.90	960	1	2	60	2.5	0.34	110	7.9
116C	775068	7	524836	7182943	SHLE	19	3	2	6	00	05031	012	0051211	1120	36	14	185	14	0.6	295	1.95	880	6	2	110	7.8	2.80	130	8.3
116C	775069	7	528728	7181626	DLMT	15	6	3	6	00	01026	220	0051211	82	14	13	17	6	0.1	290	1.25	300	2	2	40	2.8	1.70	58	8.1
116C	775070	7	533939	7178982	ARGL	04	3	3	6	00	01031	022	0051211	132	18	26	17	5	0.1	245	1.00	460	2	2	60	9.7	2.10	86	8.3
116C	775071	7	534404	7180816	ARGL	04	3	3	6	10	02021	030	0051211	130	16	21	19	6	0.1	180	1.00	400	3	2	70	5.5	0.60	70	8.5
116C	775072	7	534404	7180816	ARGL	04	3	3	6	20	02021	030	0051211	144	18	24	20	6	0.1	205	1.05	440	3	2	80	5.8	0.60	56	8.1
116C	775073	7	537948	7182731	ARGL	04	7	3	6	00	01031	021	0051211	240	14	46	24	3	0.1	250	0.70	320	2	2	70	5.8	0.32	48	8.1
116C	775074	7	537815	7183404	ARGL	04	8	5	6	00	01031	220	0051121	100	12	17	15	5	0.1	200	1.05	360	1	2	50	2.6	0.52	48	8.0
116C	775075	7	543436	7185261	DLMT	04	10	5	6	00	05021	111	0051121	112	24	18	22	11	0.1	520	2.00	2000	1	2	60	2.2	0.32	48	8.2
116C	775076	7	540009	7188126	ARGL	04	6	5	6	00	01036	220	0051121	120	18	19	17	9	0.1	585	1.75	600	1	2	60	2.9	0.64	56	8.2
116C	775077	7	540429	7188215	DLMT	04	7	5	6	00	01036	111	0051121	104	22	16	21	10	0.1	565	1.90	5200	2	2	60	2.9	0.44	52	8.4
116C	775078	7	535175	7194300	SHLE	19	8	5	6	00	01036	220	0051121	90	16	12	15	7	0.1	495	1.50	2250	2	2	50	2.4	1.00	48	8.4
116C	775080	7	534567	7196757	LMSN	10	8	4	6	00	01021	121	0051121	96	18	10	17	6	0.1	310	1.50	1200	2	2	60	2.2	0.36	52	8.4
116C	775082	7	537019	7197251	SHLE	19	6	4	6	10	02023	030	1151211	310	36	11	54	8	1.6	140	2.45	4650	5	2	140	6.2	1.90	98	8.4
116C	775083	7	537019	7197251	SHLE	19	6	4	6	20	02023	030	1151211	320	38	11	56	7	1.4	135	2.50	3650	4	2	150	6.1	1.60	110	8.1
116C	775085	7	537892	7193835	DLMT	15	8	6	6	00	01021	030	0051121	64	20	8	10	5	0.1	385	1.25	620	1	2	30	1.5	0.36	52	8.2
116C	775086	7	541662	7190791	DLMT	04	4	3	6	00	01021	030	0051211	66	18	10	10	5	0.1	410	1.35	500	2	2	30	1.1	0.26	48	8.3
116C	775087	7	541636	7190188	DLMT	04	6	6	6	00	01021	121	0051121	76	20	12	10	6	0.1	405	1.40	380	2	2	20	1.3	0.24	52	8.4
116C	775088	7	546242	7193309	DLMT	04	8	7	6	00	01021	120	0051121	605	34	160	18	12	0.3	945	1.90	1840	2	2	100	2.3	0.26	44	8.2
116C	775089	7	544098	7196770	SHLE	19	8	8	6	00	01031	220	0051121	530	30	110	22	10	0.2	845	1.65	1100	2	2	100	2.2	0.46	54	7.6
116C	775090	7	540401	7203140	LMSN	32			1	00	05 6	310	0051211	230	56	18	53	12	0.7	230	4.90	1680	6	2	150	4.5			
116C	775091	7	537612	7200812	LMSN	10	4	3	6	00	05026	220	0051211	178	32	8	44	14	0.2	480	3.10	880	3	2	80	3.9	0.14	70	7.3
116C	775092	7	538151	7200069	LMSN	10	3	2	6	00	02013	220	0051211	200	24	16	50	13	0.1	190	4.00	1020	2	2	100	4.1	0.24	48	6.9
116C	775093	7	535375	7199303	LMSN	10	3	2	6	00	05033	030	0051211	192	28	7	61	7	0.2	70	2.40	980	4	2	100	4.6	0.18	90	7.2
116C	775094	7	533248	7198529	LMSN	10	6	4	6	00	01023	310	0051211	200	32	8	44	11	0.3	430	2.80	1000	3	2	160	4.0	0.54	120	7.4
116C	775095	7	532657	7198784	LMSN	10	3	2	6	00	05016	210	0051211	225	26	7	44	15	0.2	400	2.80	1000	6	2	90	4.4	0.16	90	6.5
116C	775096	7	522405	7202784	SNDS	36	5	4	6	00	02221	021	0051211	128	36	9	39	17	0.1	1000	3.00	680	1	2	120	4.8	0.08	170	7.0
116C	775097	7	521596	7207539	LMSN	10	6	5	6	00	01026	120	0051121	168	28	10	42	13	0.4	350	3.35	1180	1	2	120	3.3	0.26	160	7.6
116C	775098	7	519297	7207547	LMSN	10	6	4	6	00	01021	030	0051211	126	18	6	28	6	0.5	120	2.00	1300	1	2	90	3.4	0.14	80	7.5
116C	775099	7	517462	7207618	LMSN	10	6	6	6	00	01023	210	0051121	520	40	7	74	7	3.2	215	2.05	3600	10	2	150	7.8	1.50	110	7.3
116C	775100	7	519040	7203154	LMSN	10	6	6	6	00	02121	111	1151211	240	30	6	55	12	0.9	250	2.10	2000	2	2	130	4.0	0.70	110	7.5
116C	775102	7	519485	7203313	LMSN	10	6	4	6	00	01123	021	0051211	98	26	7	31	5	0.8	80	1.75	2850	2	2	100	5.1	0.18	80	5.5
116C	775103	7	515902	7201379	LMSN	10	6	6	6	00	02021	021	1151121	154	22	6	30	7	0.7	255	1.95	2950	1	2	130	4.6	0.28	80	7.4
116C	775104	7	516162	7201436	LMSN	10	6	6	6	00	02026	021	0051121	154	24	6	33	10	0.6	530	2.35	1740	2	2	90	3.7	0.06	90	7.0
116C	775105	7	514191	7206179	LMSN	10	8	5	6	00	02123	220	1151121	255	26	4	46	7	0.8	195	1.85	7800	6	2	90	5.6	0.38	110	7.4
116C	775106	7	512177	7204758	LMSN	10	4	5	6	00	01123	030	0051211	136	18	4	27	5	0.3	105	1.90	2000	2	2	80	3.6	0.56	76	7.5

MAP	SAMPLE	UTM ZN	EAST	NORTH	ROCK TYPE	AGE	WD	DT	SAMP	RP ST	CBWRS OACAC NNOTO TKLEL	SMP CMP	PPPPTCS RRHAYLR PPYTPSC SBSTESE	ZN	CU	PB	NI	CO	AG	MN	FE	BA	MO	W	HG	U	U-W	F-W	PH
116C	775107	7	512679	7204999	LMSN	10	2	4	6	00	01113	030	0051211	174	18	5	32	7	0.2	130	2.30	2000	1	2	70	3.7	0.92	76	7.7
116C	775108	7	509855	7207039	LMSN	10	2	2	6	00	01113	030	0051211	124	14	4	26	5	0.3	85	1.65	920	1	2	60	3.4	1.60	80	8.1
116C	775109	7	507956	7206609	LMSN	10	3	10	6	00	01103	030	0051221	182	22	8	39	7	0.5	195	2.60	2200	2	2	110	4.5	0.76	76	7.9
116C	775110	7	501586	7205432	LMSN	13	2	2	6	00	01011	300	0051211	188	18	9	28	8	0.1	270	1.40	1500	6	2	70	6.2	0.96	64	8.1
116C	775111	7	502925	7204745	LMSN	13	1	2	6	00	01011	300	0051211	730	30	10	100	6	0.1	180	1.35	680	27	2	200	19.5	0.72	70	8.1
116C	775112	7	504461	7202910	LMSN	13	5	2	6	00	01021	030	0051211	235	26	13	42	10	0.2	295	1.60	1700	5	2	110	3.7	0.40	52	8.2
116C	775114	7	506092	7201848	LMSN	13	3	2	6	10	01013	030	0051211	275	26	8	45	10	0.1	235	1.90	2400	2	2	90	3.7	0.78	70	8.4
116C	775115	7	506092	7201848	LMSN	13	3	2	6	20	01013	030	0051211	280	26	10	49	11	0.1	220	1.90	2500	3	2	90	3.6	0.66	70	8.4
116C	775116	7	507525	7199499	LMSN	13	4	4	6	00	01036	220	0051211	230	36	14	46	10	0.2	330	2.90	2850	5	2		4.5	2.30	90	8.2
116C	775117	7	509233	7198374	SHLE	19	4	4	6	00	01121	220	0051221	220	26	7	36	5	1.0	85	1.85	4500	5	2	70	5.3	0.64	150	7.5
116C	775118	7	508653	7196000	SHLE	19	4	3	6	00	01023	030	0051211	275	28	9	44	6	1.0	200	2.00	2500	4	2	90	5.5	0.76	98	8.0
116C	775119	7	508049	7194286	SHLE	19	3	2	6	00	01011	210	4451211	138	38	10	43	12	0.1	355	2.65	1040	1	2	110	3.1	0.32	76	8.1
116C	775120	7	508461	7193607	SHLE	19	2	2	6	00	01013	030	0051211	100	32	8	36	11	0.1	340	2.50	940	1	2	80	2.9	0.24	48	7.8
116C	775122	7	510505	7192558	LMSN	13	5	3	6	00	01021	220	0051121	245	30	13	46	9	0.3	290	2.80	2850	5	2	90	4.5	0.78	140	7.8
116C	775123	7	514037	7194777	LMSN	10	6	6	6	00	01023	030	0051121	112	12	5	22	5	0.2	90	1.70	2100	1	2	40	3.9	0.94	140	7.9
116C	775124	7	509874	7188997	SHLE	19	5	3	6	00	01023	220	0051211	285	42	10	69	15	0.1	420	2.80	2200	2	2	90	3.8	0.42	120	7.9
116C	775125	7	509455	7189105	SHLE	19	5	3	6	00	01021	210	0051211	245	42	9	64	17	0.1	455	2.90	1940	4	2	90	3.6	0.44	140	7.7
116C	775126	7	504014	7189934	SHLE	19	3	2	6	00	01021	300	0051111	1160	46	11	84	12	0.1	345	2.90	4200	10	2	110	5.9	1.40	220	8.0
116C	775127	7	501283	7189929	SHLE	19	5	3	6	00	01021	021	0051111	615	26	7	52	9	0.1	190	2.00	1100	3	2	50	4.1	2.50	230	7.7
116C	775128	7	501774	7183872	SHLE	19	3	2	6	00	01011	300	0051211	1080	34	17	73	8	0.1	300	2.10	2700	10	2	70	4.1	5.70	310	7.8
116C	775129	7	502155	7183345	QRTZ	11	4	3	6	00	01311	300	1151211	5600	56	15	270	40	0.4	1600	7.35	1280	28	4	140	21.7	2.90	1700	7.3
116C	775130	7	503679	7183433	QRTZ	11	2	4	6	10	01021	021	1051221	2120	54	16	110	21	0.4	1350	8.10	1560	8	2	120	7.8	1.70	200	7.6
116C	775131	7	503679	7183433	QRTZ	11	2	4	6	20	01021	030	1051221	1160	34	13	75	13	0.3	700	4.10	1800	4	2	100	5.4	1.90	210	7.8
116C	775133	7	504708	7184105	SHLE	19	2	5	6	00	01021	220	0051211	1240	52	21	200	17	0.3	450	4.60	1700	23	2	110	9.8	2.00	1600	7.7
116C	775134	7	506893	7184428	SHLE	19	3	2	6	00	01021	300	0051211	1360	46	12	145	20	0.1	850	3.10	1540	13	2	90	6.3	3.10	240	8.0
116C	775135	7	506708	7183844	LMSN	13	4	2	6	00	01023	300	0051121	850	52	16	75	15	0.5	360	2.75	8600	8	2	90	5.8	2.90	300	8.0
116C	775136	7	506554	7181197	QRTZ	11	4	3	6	00	01023	030	1051221	940	52	16	75	12	0.4	390	4.05	2150	22	2	120	7.3	3.30	290	8.2
116C	775137	7	510644	7182578	SHLE	19	5	3	6	00	01023	030	0051221	415	58	21	76	16	0.5	310	2.30	5450	6	2	120	5.7	0.10	190	7.4
116C	775138	7	509953	7183283	SHLE	19	1	2	6	00	01021	030	0051211	210	36	9	58	13	0.3	295	2.35	2000	2	2	90	4.2	0.26	190	7.9
116C	775139	7	514153	7188378	SHLE	19	4	3	6	00	01023	300	0051211	830	80	70	87	17	0.5	295	6.20	2550	16	2	100	5.5	0.36	140	7.6
116C	775140	7	513900	7189413	SHLE	19			1	00	01	3	030	0051211	240	36	14	47	10	0.2	320	2.85	1940	6	2	90	5.1			
116C	775142	7	515798	7189069	SHLE	19	3	3	6	00	01023	030	0051211	360	66	10	68	9	4.4	215	2.40	4300	10	2	150	8.3	0.46	110	7.0
116C	775143	7	517748	7189061	SHLE	19	4	4	6	00	01023	030	0051221	152	46	7	28	3	1.4	90	2.20	5350	8	2	130	7.3	0.30	110	6.9
116C	775144	7	517367	7189906	SHLE	19	3	2	6	00	01013	030	0051211	395	32	9	56	7	0.3	245	2.50	2900	5	2	80	4.9	1.30	150	8.0
116C	775145	7	518669	7189867	SHLE	19	5	3	6	10	01021	030	1151111	485	38	9	79	11	0.4	150	3.70	2600	3	2	70	4.9	1.90	180	7.7
116C	775146	7	518669	7189867	SHLE	19	5	3	6	20	01021	030	1151111	485	40	9	75	9	0.6	155	3.65	2700	4	2	70	5.7	2.00	170	7.7
116C	775147	7	519363	7193269	LMSN	10	4	3	6	00	01021	300	0051111	210	24	9	36	6	0.6	165	2.20	2100	2	2	60	4.0	1.80	170	7.9
116C	775148	7	520732	7189320	SHLE	19	5	3	6	00	01123	030	0051211	130	26	11	25	5	0.1	120	1.45	5700	5	2	70	4.3	0.18	140	7.5
116C	775149	7	522250	7189700	SHLE	19	5	3	6	00	01123	300	1151221	290	42	13	48	9	0.2	155	3.85	9300	9	2	100	4.4	0.52	150	7.9
116C	775150	7	523070	7191001	SHLE	19	4	3	6	00	01123	300	1151111	510	46	11	65	10	0.8	235	3.20	99999	14	2	140	8.0	0.84	180	7.5
116C	775151	7	522590	7194334	LMSN	10	10	3	6	00	01021	300	2051111	198	28	11	42	10	0.6	295	2.80	1120	2	2	90	3.4	0.26	190	7.8
116C	775152	7	532028	7178818	ARGL	04	8	3	6	00	01023	030	0051121	230	16	48	26	2	0.1	280	0.80	300	2	2	60	2.7	0.24	98	8.0
116C	775153	7	533168	7174691	LMSN	15	10	4	6	00	01021	030	0051121	485	22	60	47	6	0.1	435	1.05	360	1	2	70	9.8	0.16	86	8.1
116C	775154	7	533876	7179414	ARGL	04	15	10	6	00	01031	030	0051131	104	12	16	16	4	0.1	260	1.05	280	1	2	20	2.6	0.50	100	8.1
116C	775156	7	533939	7178982	ARGL	04	8	4	6	00	01031	300	0051121	112	10	15	11	2	0.1	235	0.75	200	1	2	20	2.3	0.54	90	8.1
116C	775157	7	536452	7177019	ARGL	04	8	5	6	00	01031	220	0051121	110	8	9	8	2	0.1	155	0.45	180	1	2	20	2.1	0.46	70	8.2
116C	775158	7	536560	7177501	ARGL	04	6	4	6	00	01031	030	0051121	144	14	22	14	4	0.1	265	1.00	220	1	2	30	2.5	0.54	64	8.2
116C	775159	7	543256	7181230	ARGL	04	2	2	6	00	01011	030	0051221	106	36	8	48	20	0.1	710	3.40	460	1	2	60	1.9	0.08	56	8.3
116C	775160	7	543523	7181483	ARGL	04	5	3	6	00	01021	030	0051221	100	42	9	55	25	0.1	660	3.85	560	1	2	70	1.4	0.24	56	8.3
116C	775162	7	543671	7175960	GRNS	11	6	3	6	00	01021	030	0051221	122	18	18	16	19	0.1	380	2.75	420	1	2	30	2.8	0.24	56	8.3

MAP	SAMPLE	UTM ZN	COORDINATES EAST	NORTH	ROCK TYPE	AGE	WD	DT	SAMP	RP ST	CBWRS OACAC NNOTO TKLEL	SMP CMP	PPPPTCS RRHAYLR PPYTPSC SBSTESE	ZN	CU	PB	NI	CO	AG	MN	FE	BA	MO	W	HG	U	U-W	F-W	PH
116C	775163	7	544351	7175960	GRNS	11	1	2	6	00	01011	300	0051211	82	58	5	67	21	0.1	710	3.80	620	1	2	50	2.0	0.08	48	8.0
116C	775164	7	549193	7172471	GRNS	11			1	00	01 1	300	0051212	98	54	5	62	23	0.1	895	4.25	660	1	2	40	3.0			
116C	775166	7	549746	7172490	GRNS	11	3	3	6	00	01021	030	0051211	80	74	3	91	32	0.1	720	4.75	480	1	2	50	2.0	0.08	56	8.0
116C	775167	7	545895	7168988	LMSN	15	3	3	6	00	01021	220	0051221	104	28	10	21	16	0.1	820	4.30	680	1	2	40	3.8	0.24	56	8.0
116C	775168	7	544135	7167237	ARGL	15	5	5	6	00	01031	030	0051221	845	32	17	93	18	0.6	330	1.50	920	2	2	100	3.6	4.00	98	8.4
116C	775169	7	544548	7167554	LMSN	15	6	6	6	00	01031	030	0051121	265	24	10	46	11	0.1	410	2.20	2500	1	2	60	4.9	2.00	90	8.3
116C	775170	7	542989	7163010	GRNS	11	10	3	6	10	01033	030	0051121	525	36	9	74	15	0.2	375	2.60	3650	7	2	90	5.7	3.00	110	8.4
116C	775171	7	542989	7163010	GRNS	11	10	3	6	20	01033	030	0051121	490	34	9	72	14	0.3	380	2.55	3200	5	2	90	5.2	3.00	98	8.1
116C	775172	7	503047	7123434	GRNS	11	16	6	6	00	02021	030	0041121	72	14	9	15	7	0.1	270	1.55		1	2	30	4.2	1.20	120	7.6
116C	775173	7	504190	7122519	QRTZ	50	6	4	6	00	01121	220	0041211	82	26	1	95	13	0.1	280	1.85	1060	1	2	20	1.6	0.08	76	7.2
116C	775174	7	503916	7121078	QRTZ	50	4	3	6	00	01031	111	0041211	132	56	5	90	28	0.2	690	2.55	1780	3	2	60	3.6	0.06	120	6.4
116C	775175	7	504586	7117707	QRTZ	50	6	4	6	00	01011	030	0041211	82	22	5	29	12	0.1	340	2.20	1160	1	2	20	3.5	0.46	120	7.6
116C	775176	7	505126	7117199	QRTZ	50	8	5	6	00	06131	120	0041211	70	16	4	18	12	0.1	315	2.20	980	1	2	30	3.5	0.66	90	7.4
116C	775177	7	503963	7115847	QRTZ	50	4	4	6	00	01121	111	0041211	56	10	1	11	11	0.2	285	1.95	880	1	2	250	4.1	1.70	80	7.4
116C	775178	7	504171	7113479	SCST	50	6	4	6	00	01031	220	0041211	102	14	23	10	7	0.1	300	1.45	1980	1	2	20	6.7	2.80	120	7.7
116C	775179	7	503840	7113105	SCST	50	6	4	6	00	01031	030	0041211	108	24	25	11	6	0.1	330	1.65	1500	1	2	40	5.5	6.60	140	7.4
116C	775180	7	503701	7113524	SCST	50	4	3	6	00	01031	111	0041211	108	26	6	24	16	0.1	760	2.80	1060	1	2	30	5.3	1.60	90	7.8
116C	775182	7	503641	7110191	SCST	50	6	3	6	00	05121	111	0041211	160	52	11	32	19	0.1	740	3.15	1160	2	2	30	3.8	1.60	140	7.8
116C	775183	7	508464	7123316	QRTZ	50	6	3	6	00	01121	220	1141211	72	28	3	39	13	0.2	370	2.15	1000	1	2	10	1.5	0.10	80	7.4
116C	775184	7	508570	7121609	QRTZ	50	6	3	6	00	01121	012	0041211	82	24	3	34	16	0.1	670	2.30	1040	1	2	30	2.7	0.16	70	7.3
116C	775185	7	509142	7121678	QRTZ	50	6	4	6	00	01121	120	1141211	82	34	3	55	15	0.1	500	1.95	1280	1	2	20	2.4	0.10	64	7.4
116C	775186	7	509965	7118910	QRTZ	50	6	4	6	00	01121	111	0041211	86	22	7	20	19	0.1	770	2.55	1060	1	2	30	3.1	0.02	60	7.1
116C	775187	7	511069	7117341	QRTZ	50	6	5	6	10	01121	120	0041211	106	24	10	34	15	0.1	560	2.65	2100	1	2	20	3.9	0.22	52	6.9
116C	775188	7	511069	7117341	QRTZ	50	6	5	6	20	01121	022	0041211	86	22	7	25	12	0.1	435	2.20	1500	1	2	20	3.6	0.08	52	6.5
116C	775189	7	512179	7115740	QRTZ	50	6	4	6	00	01121	210	0041121	88	22	8	27	13	0.1	430	2.20	1560	1	2	20	4.5	1.00	90	7.4
116C	775190	7	511542	7112770	QRTZ	50	6	4	6	00	01121	021	0041211	66	18	6	21	13	0.1	365	2.30	1120	1	2	50	2.8	0.16	80	7.6
116C	775191	7	514610	7114063	QRTZ	50	4	3	6	00	01121	220	0041211	68	12	4	10	10	0.1	320	2.20	1040	1	2	20	2.2	0.08	70	7.4
116C	775192	7	516267	7113300	QRTZ	50	4	3	6	00	01121	022	0041211	68	18	5	16	9	0.1	270	1.80	1080	1	2	30	3.1	0.26	98	7.3
116C	775193	7	516528	7113858	QRTZ	50	4	3	6	00	01121	021	0041211	76	12	6	10	8	0.1	215	1.90	1040	1	2	20	3.5	0.08	80	7.5
116C	775194	7	515628	7107295	BSLT	42	6	4	6	00	02116	030	0041211	68	20	3	15	9	0.1	300	2.00	1000	1	2	40	2.6	0.24	76	7.4
116C	775195	7	511860	7104021	BSLT	42	6	4	6	00	02121	021	0041211	74	14	7	13	9	0.1	390	1.95	1100	1	2	30	3.5	0.50	90	7.8
116C	775197	7	512368	7103970	BSLT	42	6	4	6	00	02121	120	0041211	68	10	8	11	10	0.1	535	1.70	940	1	2	30	3.1	0.08	64	7.4
116C	775198	7	511078	7102962	BSLT	42	4	3	6	00	02121	030	0041211	102	22	10	19	10	0.1	445	2.00	1220	1	2	40	4.3	1.00	130	7.6
116C	775199	7	510975	7101095	BSLT	42	7	5	6	00	02021	120	0041121	114	28	11	28	12	0.1	790	2.20	980	1	6	20	2.7	1.80	160	7.9
116C	775200	7	505327	7104457	QRTZ	50	6	4	6	00	01021	120	0041211	78	26	4	25	13	0.1	590	2.30	1020	1		30	4.2	0.74	170	7.6
116C	775202	7	505327	7104756	QRTZ	50	6	4	6	00	01021	022	0041211	106	28	7	27	12	0.1	410	2.20	980	1	2	60	3.1	0.02	170	7.9
116C	775203	7	505966	7101181	QRTZ	50	4	3	6	00	01021	220	0041211	104	76	8	52	19	0.1	1900	3.65	2300	2	2	60	3.7	1.80	170	7.7
116C	775204	7	509851	7099763	QRTZ	50	3	2	6	00	11021	111	0041211	90	22	7	21	16	0.1	1350	2.50	1200	1	2	60	3.2	0.06	70	7.1
116C	775205	7	508325	7096907	QRTZ	50	7	4	6	10	11021	220	0041121	86	26	9	25	13	0.1	555	2.45	1260	2	2	670	3.4	5.40	180	8.0
116C	775206	7	508325	7096907	QRTZ	50	7	4	6	20	11021	030	0041121	70	22	7	19	10	0.1	365	2.20	1200	1	6	300	3.6	3.30	190	8.2
116C	775207	7	515063	7098325	QRTZ	50			1	00	11 1	030	0041121	70	16	15	16	9	0.1	350	1.80	1040	1	2	90	3.4			
116C	775208	7	516416	7099505	QRTZ	50	6	4	6	00	01021	220	0041121	78	20	13	19	9	0.1	460	1.90	1120	1	2	50	3.2	1.60	250	7.8
116C	775209	7	516912	7100666	BSLT	42	6	4	6	00	12111	120	0041121	62	14	8	10	9	0.1	510	1.90	1000	1	2	60	2.8	0.38	110	7.3
116C	775210	7	519033	7100747	QRTZ	50	6	3	6	00	11121	021	0041211	100	24	8	41	11	0.1	220	2.10	1200	1	6	60	3.9	0.14	98	7.2
116C	775211	7	521505	7103482	QRTZ	50	4	3	6	00	01221	022	0041211	58	16	6	15	10	0.1	400	2.00	940	1	2	30	4.1	0.52	110	7.1
116C	775213	7	521348	7106218	QRTZ	50	4	3	6	00	01026	030	0041211	64	16	3	15	10	0.1	380	1.65	980	1	2	30	2.5	0.22	150	7.2
116C	775214	7	521640	7106237	QRTZ	50	3	2	6	00	01021	031	0041211	58	18	3	17	9	0.1	315	1.80	1060	1	2	30	2.7	0.08	110	7.0
116C	775215	7	522902	7113365	QRTZ	50	3	2	6	00	02011	022	0041211	56	14	4	13	13	0.1	1700	2.40	1060	1	2	40	2.8	0.14	98	7.6
116C	775216	7	522686	7112959	QRTZ	50	3	2	6	00	02011	021	0041211	64	16	4	17	13	0.1	545	2.05	1120	1	2	60	3.0	0.36	90	7.1
116C	775217	7	519114	7125671	QRTZ	50	4	3	6	00	02021	030	0041211	66	40	4	116	20	0.1	470	2.70	820	1	2	40	1.9	0.30	170	7.4

MAP	SAMPLE	UTM ZN	COORDINATES EAST	NORTH	ROCK TYPE	AGE	WD	DT	SAMP	RP ST	CBWRS OACAC NNOTO TKLEL	SMP CMP	PPPPTCS RRHAYLR PPYTPSC SBSTESE	ZN	CU	PB	NI	CO	AG	MN	FE	BA	MO	W	HG	U	U-W	F-W	PH
116C	775218	7	518593	7125424	QRTZ	50	6	3	6	00	02021	220	0041211	102	36	6	55	16	0.2	695	2.35	1300	1	2	170	3.2	0.34	120	7.7
116C	775219	7	515925	7123959	QRTZ	50	9	5	6	00	01021	030	0041120	86	22	5	36	11	0.1	355	1.80	1220	1	2	40	1.9	1.10	150	8.2
116C	775220	7	515767	7124353	QRTZ	50	3	2	6	00	01021	021	0041210	66	14	5	15	10	0.1	360	1.55	1280	1	2	50	3.1	0.10	76	6.7
116C	775222	7	515364	7120633	QRTZ	50	6	4	6	00	01021	111	0041211	86	26	5	25	12	0.1	415	2.05	1260	1	2	40	2.6	0.08	70	7.1
116C	775223	7	517446	7118994	QRTZ	50	8	5	6	00	01021	021	0041121	58	14	3	18	9	0.1	395	1.40	1000	1	2	30	3.0	1.40	140	7.6
116C	775224	7	519369	7117729	QRTZ	50	6	4	6	00	01021	120	0041211	66	16	5	16	9	0.1	435	1.70	1060	1	2	30	2.8	0.58	140	7.5
116C	775225	7	524350	7122043	QRTZ	50	8	6	6	00	01021	120	0041121	192	36	13	38	14	0.1	665	2.50	1180	1	2	100	2.7	0.76	170	7.4
116C	775226	7	523874	7122081	QRTZ	50	4	4	6	00	01021	120	0041211	94	30	5	38	16	0.1	900	2.35	940	1	2	60	2.7	0.32	190	7.1
116C	775227	7	525555	7120328	QRTZ	50	6	5	6	00	01021	022	0041211	295	38	28	45	18	0.1	1000	3.00	1580	1	2	50	3.5	0.18	190	7.2
116C	775228	7	525117	7120246	QRTZ	50	4	3	6	00	01021	220	0041211	116	38	6	30	13	0.1	600	2.45	1040	1	2	140	3.2	2.20	160	7.6
116C	775229	7	527202	7114486	QRTZ	50	6	4	6	00	01021	120	0041211	64	16	4	19	10	0.1	440	1.55	960	1	2	40	2.9	0.76	250	7.8
116C	775230	7	527672	7114511	QRTZ	50	5	4	6	00	01021	030	0041211	64	20	2	24	11	0.1	425	2.15	1260	1	2	40	2.6	0.16	180	7.5
116C	775231	7	527162	7111820	QRTZ	50	4	3	6	00	01021	022	0041211	78	22	2	26	12	0.1	330	1.75	1000	1	2	40	2.6	0.32	190	7.1
116C	775232	7	527454	7112201	QRTZ	50	5	4	6	00	01021	022	0041211	66	20	3	22	12	0.1	505	1.65	1060	1	2	40	2.9	0.54	210	7.9
116C	775233	7	537347	7111635	QRTZ	50	6	4	6	00	01021	021	0041211	154	16	2	45	15	0.1	900	2.10	1120	1	2	30	3.1	0.24	330	7.3
116C	775235	7	537575	7111153	QRTZ	50	4	3	6	00	01021	022	1141211	66	14	5	14	9	0.1	185	1.80	1120	1	2	60	3.1	0.02	170	6.8
116C	775236	7	535137	7110704	QRTZ	50	4	3	6	00	02111	030	0041211	62	20	5	18	12	0.1	660	2.35	1340	1	2	50	2.6	0.06	110	6.2
116C	775237	7	533823	7111847	QRTZ	50	6	5	6	10	01021	030	0041211	200	24	6	86	34	0.1	1900	2.50	1220	1	2	50	3.8	0.46	220	7.4
116C	775238	7	533823	7111847	QRTZ	50	6	5	6	20	01021	030	0041211	225	26	5	100	37	0.1	2800	2.60	1300	1	2	50	4.0	0.54	230	7.5
116C	775239	7	531147	7107291	QRTZ	50	6	5	6	00	11021	021	0041121	58	22	6	23	11	0.2	380	1.90	1060	1	2	40	2.7	0.54	160	7.4
116C	775240	7	528168	7106924	QRTZ	50	4	6	6	00	12021	022	0041211	66	18	7	21	12	0.1	640	2.00	1120	1	2	40	3.4	0.76	140	7.3
116C	775242	7	531882	7106078	QRTZ	50	6	4	6	00	01021	210	0041121	60	20	4	23	11	0.1	430	2.05	1180	1	2	30	2.9	0.80	130	7.6
116C	775243	7	530864	7102949	BGNS	50	4	3	6	00	01021	111	0041211	70	22	6	39	15	0.1	870	2.40	1240	1	2	40	2.9	0.46	110	7.5
116C	775245	7	531879	7101170	BGNS	50	4	3	6	00	02011	021	1141211	73	12	6	15	10	0.1	375	1.75	960	1	2	50	2.5	0.06	86	7.1
116C	775246	7	528044	7101147	BGNS	50	2	2	6	10	01021	030	1141211	68	16	7	16	9	0.1	385	1.70	1080	1	2	50	3.2	0.06	76	7.2
116C	775247	7	528044	7101147	BGNS	50	2	2	6	20	01021	021	1141211	70	16	8	16	8	0.1	385	1.70	1100	1	4	30	3.6	0.06	70	7.0
116C	775248	7	527885	7100608	BGNS	50	4	10	6	00	02111	030	1141121	50	14	5	13	8	0.1	260	1.70	1000	1	2	40	2.7	0.12	76	6.9
116C	775249	7	534716	7098908	BGNS	50	3	3	6	00	02021	021	0041211	74	18	10	17	10	0.1	410	1.85	1140	1	4	30	3.4	0.08	86	7.5
116C	775250	7	537871	7098348	BGNS	50	2	5	6	00	02021	022	0041211	58	18	4	23	10	0.1	395	1.80	1020	1	2	30	3.1	0.08	80	7.5
116C	775251	7	539606	7099972	QRTZ	50	4	5	6	00	02121	021	0041121	70	18	3	30	12	0.1	405	1.80	1200	1	2	30	2.5	0.22	98	7.6
116C	775252	7	543511	7100547	QRTZ	50	5	4	6	00	02021	220	0041211	52	12	3	24	7	0.1	240	1.40	1060	1	2	20	2.6	0.16	90	7.3
116C	775253	7	543841	7100159	QRTZ	50	4	3	6	00	02021	030	0041211	66	18	4	31	12	0.1	345	1.85	1220	1	2	30	2.6	0.22	90	7.2
116C	775254	7	539544	7102505	QRTZ	50	6	4	6	00	02021	022	0041121	60	16	3	25	11	0.1	620	1.65	1040	1	2	40	3.3	0.50	160	7.4
116C	775255	7	540014	7102289	QRTZ	50	4	3	6	00	02021	021	0041211	74	28	4	26	12	0.1	420	2.15	1320	1	2	40	3.0	0.46	120	7.3
116C	775256	7	539337	7105692	QRTZ	50	4	3	6	00	02021	220	0041211	64	22	3	27	12	0.1	640	1.95	1160	1	2	40	2.9	0.56	170	7.3
116C	775257	7	538931	7106060	QRTZ	50	4	3	6	00	02021	030	0041211	50	12	5	16	9	0.1	210	1.45	900	1	2	40	3.0	0.16	210	7.5
116C	775258	7	545097	7107713	QRTZ	50	5	4	6	00	02021	022	0041211	62	14	6	16	10	0.1	240	1.75	840	1	2	40	4.3	0.20	98	7.2
116C	775259	7	544882	7108025	QRTZ	50	4	3	6	00	02021	012	0041211	310	26	6	63	16	0.1	480	1.95	1120	1	2	40	4.5	0.32	300	7.1
116C	775260	7	547473	7109642	QRTZ	50	4	3	6	00	02021	111	0041211	108	20	9	21	9	0.1	585	2.00	900	1	2	50	4.1	0.24	130	7.2
116C	775262	7	547702	7109203	QRTZ	50	6	3	6	00	02021	012	0041121	128	18	9	27	8	0.1	515	1.85	880	1	2	40	3.8	0.16	170	7.4
116C	775263	7	547140	7114568	QRTZ	50	4	3	6	10	01021	022	0041211	88	26	9	21	10	0.1	440	2.25	800	1	2	40	4.3	0.20	90	7.3
116C	775264	7	547140	7114568	QRTZ	50	4	3	6	20	01021	022	0041211	84	22	8	19	10	0.1	405	2.15	780	1	2	50	3.8	0.20	80	7.1
116C	775265	7	547350	7115216	QRTZ	50	4	3	6	00	02021	022	0041211	62	22	9	20	10	0.1	460	1.90	820	1	2	40	4.7	0.94	90	7.8
116C	775266	7	543681	7117040	QRTZ	50	3	3	6	00	02031	012	0041211	72	20	8	22	11	0.1	430	2.20	1060	1	2	50	4.9	0.18	110	7.3
116C	775267	7	542175	7114597	QRTZ	50	2	2	6	00	02021	030	0041211	112	24	15	19	10	0.1	450	2.35	1020	1	2	40	3.8	0.22	98	7.2
116C	775268	7	541921	7115086	QRTZ	50	6	5	6	00	02021	022	0041211	84	18	12	18	8	0.1	345	1.85	980	1	2	50	3.7	0.64	120	7.3
116C	775269	7	525269	7156044	QRTZ	50			1	00	01 1	030	0051221	80	28	6	25	10	0.1	525	2.20	900	1	2	60	2.5			
116C	775270	7	531573	7155132	QRTZ	50	5	5	6	00	01021	220	0051221	96	20	9	45	12	0.1	430	2.35	1000	1	2	50	3.9	3.30	200	8.0
116C	775271	7	531281	7155279	QRTZ	50	8	8	6	00	01021	220	0051121	72	22	10	27	11	0.1	375	1.95	800	1	2	60	2.9	1.20	140	7.7
116C	775272	7	531168	7157285	SNDS	42	6	8	6	00	01021	021	0051121	90	32	12	56	16	0.1	510	2.95	720	1	2	50	3.7	1.10	140	7.5

MAP	SAMPLE	UTM COORDINATES ZN	EAST	NORTH	ROCK TYPE	AGE	WD	DT	SAMP	RP ST	CBWRS OACAC NNOTO TKLEL	SMP CMP	PPPPTCS RRHAYLR PPYTPSC SBSTESE	ZN	CU	PB	NI	CO	AG	MN	FE	BA	MO	W	HG	U	U-W	F-W	PH
116C	775273	7	530755	7157101	SNDS	42	6	8	6	00	01021	030	0051121	72	22	11	28	11	0.1	355	2.05	720	1	4	40	5.6	0.50	110	7.9
116C	775274	7	535871	7154114	SNDS	42	4	6	6	00	01011	300	0051221	72	12	12	34	10	0.1	225	2.40	1000	1	2	40	4.4	2.50	270	8.2
116C	775276	7	544591	7155810	LMSN	11	3	4	6	00	01011	030	0051221	104	42	17	25	13	0.1	1200	2.60	600	1	2	130	3.3	0.60	110	8.2
116C	775277	7	541532	7157913	LMSN	11			1	00	01 1	030	0051221	90	28	18	21	10	0.1	475	1.95	560	1	2	70	3.2			
116C	775278	7	542119	7163131	QRTZ	11	3	3	6	00	01011	030	0051211	720	38	17	95	17	0.1	660	3.10	1040	3	2	110	4.8	1.30	110	7.9
116C	775279	7	543407	7171072	GRNS	11	3	4	6	00	01011	030	0051211	68	14	11	15	9	0.1	370	2.15	740	1	2	40	2.7	0.20	70	8.2
116C	775280	7	543103	7171256	GRNS	11	6	8	6	00	01031	030	0051121	80	14	11	13	6	0.1	260	1.25	400	1	2	30	2.5	0.24	70	8.1
116C	775282	7	539062	7167951	ARGL	15	12	10	6	00	01031	220	0051121	166	14	13	21	13	0.1	220	0.80	3000	3	2	30	5.2	0.60	56	8.3
116C	775283	7	538776	7167380	ARGL	15	6	8	6	00	01031	030	0051121	645	28	9	81	10	0.1	250	1.90	1340	3	2	100	4.9	6.30	110	8.4
116C	775284	7	539834	7164504	ARGL	15			1	00	01 1	030	0051221	275	18	11	36	6	0.1	265	1.25	860	2	2	60	4.6			
116C	775285	7	537072	7164144	QRTZ	11	4	6	6	00	01021	030	0051221	290	36	15	54	14	0.1	510	2.65	940	1	2	80	3.5	1.80	120	8.3
116C	775286	7	538081	7163921	QRTZ	11	10	12	6	10	01021	300	0051121	164	32	23	54	14	0.1	440	2.75	1000	3	2	70	3.6	1.90	140	8.5
116C	775287	7	538081	7163921	QRTZ	11	10	12	6	20	01021	300	0051121	156	28	18	53	14	0.1	430	2.60	920	2	2	70	3.5	1.90	140	8.2
116C	775288	7	537874	7158347	QRTZ	11	5	6	6	00	01023	030	0051221	156	22	17	28	9	0.1	320	1.80	400	2	2	50	2.5	2.50	200	8.4
116C	775289	7	535504	7164957	ARGL	15	6	8	6	00	01033	030	0051121	1400	34	21	130	15	0.1	1200	2.35	960	2	2	170	4.7	8.40	240	8.3
116C	775290	7	534558	7164444	QRTZ	11	2	7	6	00	01011	210	0051221	375	40	21	56	11	0.2	620	2.85	2250	12	2	150	4.3	1.60	170	7.3
116C	775291	7	532577	7164908	QRTZ	11	12	6	6	00	01011	030	0051221	1160	60	18	100	20	0.2	1150	3.40	1340	11	2	150	3.6	0.96	150	7.8
116C	775292	7	533250	7165327	ARGL	15	1	2	6	00	01011	030	0051211	76	14	9	19	8	0.1	300	1.70	940	1	2	60	3.3	1.80	170	8.3
116C	775293	7	529511	7166085	QRTZ	11	4	10	6	00	01031	030	0051121	98	48	11	43	18	0.1	695	4.25	700	1	2	60	3.1	1.10	98	8.0
116C	775294	7	529658	7167209	ARGL	15	12	20	6	00	01021	030	0051121	98	12	12	15	12	0.1	230	0.95	560	1	2	40	5.3	0.82	110	8.1
116C	775295	7	532790	7170032	ARGL	15	4	6	6	00	01021	030	0051221	142	18	11	31	9	0.1	410	1.80	820	1	2	50	5.6	0.52	64	8.3
116C	775296	7	532708	7170343	ARGL	15	14	10	6	00	01031	120	0051121	130	12	23	15	2	0.1	190	0.60	280	1	2	30	5.6	0.36	48	8.1
116C	775297	7	526368	7166398	QRTZ	11	4	3	6	00	01023	030	0051221	72	28	9	21	13	0.1	1650	2.70	500	1	2	70	3.1	1.20	86	8.0
116C	775298	7	527995	7169114	ARGL	15	2	5	6	00	01111	030	0051221	78	16	10	12	8	0.1	645	1.75	820	1	2	60	4.7	0.34	190	7.8
116C	775299	7	526574	7170474	ARGL	15	6	10	6	00	01023	030	0051121	158	22	9	34	12	0.1	600	2.10	700	1	2	90	3.2	0.96	130	8.3
116C	775302	7	525552	7171509	QRTZ	11	2	5	6	00	01013	030	0051221	395	34	15	69	15	0.1	585	3.00	1100	4	2	140	3.8	1.30	170	8.2
116C	775303	7	523470	7172933	GRNS	11	5	3	6	10	01021	030	0051221	152	26	15	27	10	0.1	620	2.00	680	1	2	100	3.0	1.10	180	8.4
116C	775304	7	523470	7172933	GRNS	11	5	3	6	20	01021	030	0051221	150	28	14	26	9	0.1	545	1.95	660	2	2	100	3.1	1.10	180	8.4
116C	775305	7	522999	7170628	QRTZ	11	15	5	6	00	01021	120	0051221	290	34	15	50	14	0.1	525	2.50	1320	1	2	100	3.0	0.84	170	8.5
116C	775306	7	524240	7175402	ARGL	04	8	5	6	00	01033	030	0051121	515	30	15	50	9	0.1	230	1.60	5600	6	2	120	6.5	4.80	200	8.1
116C	775307	7	524399	7174748	ARGL	04	15	10	6	00	01033	030	0051121	144	16	20	21	8	0.1	285	1.65	440	1	2	60	4.4	0.64	140	8.4
116C	775308	7	527262	7174473	ARGL	04	3	3	6	00	01021	030	0051211	590	18	50	30	7	0.1	235	1.15	480	2	2	70	8.7	4.10	110	8.4
116C	775309	7	527503	7174149	ARGL	04	8	5	6	00	01031	030	0051121	100	16	20	15	5	0.1	255	1.15	340	1	2	40	4.3	0.54	110	8.5
116C	775310	7	522323	7175581	ARGL	04	5	2	6	00	01023	120	0051221	510	38	11	49	7	0.1	220	1.75	2600	6	2	100	6.2	3.40	170	8.1
116C	775311	7	522281	7179752	ARGL	04	4	5	6	00	01023	120	0051221	1000	68	10	99	5	0.2	190	1.70	5000	17	2	220	9.3	7.70	330	8.1
116C	775312	7	521277	7177568	SHLE	19	20	10	6	00	01031	220	0051131	164	26	10	33	8	0.1	245	1.85	1840	3	2	50	4.1	1.50	110	8.5
116C	775313	7	519326	7175773	ARGL	04	4	3	6	00	01023	012	0051221	156	36	12	60	18	0.1	615	2.95	840	3	2	80	3.3	0.96	190	8.3
116C	775314	7	517287	7174555	QRTZ	11	6	3	6	00	01021	030	0051221	104	26	14	32	12	0.1	240	2.75	760	1	2	50	4.1	2.30	220	8.2
116C	775315	7	517128	7174784	QRTZ	11	3	5	6	00	01021	030	0051221	162	42	16	42	11	0.1	400	2.00	1040	3	2	120	3.5	1.30	160	8.3
116C	775316	7	517359	7177222	SHLE	19	5	5	6	00	01021	030	0051121	895	48	17	87	10	0.2	280	2.05	3950	10	2	150	8.2	3.00	190	7.7
116C	775317	7	516983	7176568	SHLE	19	5	3	6	00	01021	030	0051221	225	36	15	63	15	0.1	380	2.65	1740	4	2	100	4.3	1.00	170	8.4
116C	775318	7	516769	7178822	SHLE	19	4	3	6	00	01023	030	0051221	495	44	11	67	8	0.1	175	2.35	4200	8	2	100	5.4	1.00	220	7.9
116C	775319	7	513354	7180024	SHLE	19	3	3	6	00	01021	120	0051221	200	30	15	53	13	0.1	315	2.25	1160	2	2	90	4.1	1.20	170	8.3
116C	775322	7	509874	7179810	QRTZ	11	5	3	6	00	01021	300	0051121	560	40	18	53	12	0.1	415	2.45	1620	4	2	100	4.5	1.80	270	8.5
116C	775323	7	511665	7180349	QRTZ	11	4	3	6	10	01021	030	0051121	186	42	14	40	13	0.1	470	2.45	1400	3	2	160	4.2	1.20	160	8.5
116C	775325	7	511665	7180349	QRTZ	11	4	3	6	20	01021	030	0051121	172	42	14	37	12	0.1	280	2.60	1540	2	2	160	5.0	1.00	150	8.3
116C	775326	7	510571	7177905	QRTZ	11	6	5	6	00	01023	030	0051121	188	34	12	35	13	0.1	450	2.35	920	2	2	110	3.0	1.00	130	8.4
116C	775327	7	505911	7179312	QRTZ	11	4	3	6	00	01021	030	0051221	965	46	18	77	10	0.2	350	2.05	4100	6	2	250	6.2	3.30	240	8.4
116C	775328	7	500373	7177931	LMSN	11			1	00	01 1	030	0051221	82	22	6	28	8	0.1	460	2.10	1000	1	2	50	2.2			
116C	775329	7	501635	7175207	QRTZ	01	1	2	6	00	01011	030	0051221	56	16	4	19	7	0.1	345	1.65	1000	1	2	50	2.4	1.70	270	8.2

REGIONAL STREAM SEDIMENT AND WATER GEOCHEMICAL RECONNAISSANCE DATA, YUKON TERRITORY 1977. GSC-OF 520, NGR 31-1977, NTS 116B,C,F,G

MAP	SAMPLE	UTM COORDINATES ZN	EAST	NORTH	ROCK TYPE	AGE	WD	DT	SAMP	RP ST	CBWRS OACAC NNOTO TKLEL	SMP CMP	PPPPTCS RRHAYLR PPYTPSC SBSTESE	ZN	CU	PB	NI	CO	AG	MN	FE	BA	MO	W	HG	U	U-W	F-W	PH
116C	775330	7	501512	7172134	QRTZ	01	4	3	6	00	01011	210	0051221	106	48	31	33	17	0.1	890	3.00	1040	1	2	60	3.1	2.20	170	8.4
116C	775331	7	504377	7173656	SNDS	42	2	1	6	00	01011	030	0051221	96	30	8	31	9	0.1	520	2.40	1140	1	2	60	3.0	1.00	210	8.0
116C	775332	7	505411	7172398	SNDS	42	1	2	6	00	01011	030	0051221	72	24	5	35	8	0.1	445	2.00	860	1	2	30	2.0	1.80	310	8.4
116C	775333	7	505633	7171465	GLCM	44	1	3	6	00	01011	030	0051221	44	14	5	17	7	0.1	300	1.65	820	1	2	20	2.2	2.50	380	8.0
116C	775334	7	510337	7169507	SNDS	42	1	3	6	00	01011	030	0051221	64	16	5	20	8	0.1	605	1.85	980	1	2	50	2.5	2.10	270	7.9
116C	775335	7	510127	7169831	SNDS	42		1	00	01	1	030	0051221	72	34	7	23	10	0.1	650	1.95	960	1	2	80	2.3			
116C	775336	7	506158	7168976	GLCM	44	4	3	6	00	01011	030	0051221	72	24	5	23	9	0.1	450	2.10	940	1	2	40	2.5	1.90	450	8.0
116C	775337	7	520052	7160054	GLCM	44	1	3	6	00	01011	030	0051221	60	16	5	21	7	0.1	335	1.75	980	1	2	60	2.5	2.10	160	7.6
116C	775338	7	515217	7156622	GLCM	44	2	1	6	00	01011	111	0051221	76	26	6	27	11	0.1	445	2.15	1100	1	2	60	2.7	1.60	150	7.7
116C	775339	7	515782	7156616	GLCM	44			1	00	01	1	030	0051211	76	22	6	23	9	0.1	430	2.00	900	1	2	40	2.9			
116C	775340	7	513181	7159722	QRTZ	01	1	2	6	00	01016	021	0051221	64	20	4	20	8	0.1	420	2.00	840	1	2	30	2.1	1.80	170	7.8
116C	775342	7	519662	7166117	QRTZ	11	4	3	6	00	01021	220	0051221	80	28	12	25	10	0.1	330	2.00	1000	1	2	60	5.4	2.00	170	8.0
116C	775343	7	516886	7164722	GLCM	44	4	5	6	00	01016	030	0051221	88	28	7	26	11	0.1	480	2.30	1020	1	2	60	2.9	1.70	170	8.1
116C	775345	7	516244	7162532	GLCM	44	2	4	6	00	01011	021	0051221	76	28	10	31	11	0.1	335	1.90	1100	1	2	130	2.9	0.74	140	8.2
116C	775346	7	514676	7163022	GLCM	44	1	10	6	00	01001	012	0051211	48	24	3	18	6	0.1	175	1.15	700	1	2	50	3.0	0.22	120	8.1
116C	775347	7	513726	7167803	SNDS	42	2	2	6	00	01011	220	0051221	94	38	13	32	12	0.1	465	2.20	1140	1	2	110	3.3	2.20	150	8.3
116C	775348	7	515205	7166799	GLCM	44	4	10	6	00	01111	021	0051221	92	54	11	31	14	0.1	510	2.80	1040	1	2	100	3.1	2.60	230	8.1
116C	775349	7	505084	7167345	QRTZ	50	1	2	6	00	01001	220	0051221	84	48	8	88	21	0.1	705	2.95	1000	1	2	30	2.3	1.30	170	7.7
116C	775350	7	505636	7166018	QRTZ	50	4	3	6	10	01021	030	0051221	72	24	8	31	11	0.1	410	2.05	1100	1	2	40	4.5	2.80	450	7.8
116C	775351	7	505636	7166018	QRTZ	50	4	3	6	20	01021	021	0051221	76	24	8	30	12	0.1	410	2.10	1060	1	2	30	4.5	2.90	410	7.8
116C	775352	7	506595	7166551	GLCM	44	4	5	6	00	01316	030	0051221	80	28	6	27	11	0.1	465	2.25	1000	1	2	50	2.5	1.60	140	7.4
116C	775353	7	509342	7163400	GRDR	36	10	4	6	00	01026	030	0051121	72	22	4	21	10	0.1	470	2.00	900	1	2	40	2.5	1.70	310	7.9
116C	775354	7	509132	7162765	GRDR	36	3	4	6	00	01021	021	0051211	92	16	26	16	10	0.1	760	1.55	1040	3	2	30	12.1	6.00	190	7.8
116C	775355	7	507322	7162265	GRDR	36	6	8	6	00	01021	220	0051221	74	12	14	11	8	0.1	535	1.60	1000	1	2	20	9.8	1.60	270	7.9
116C	775356	7	505526	7153785	QRTZ	50	6	3	6	00	01021	111	0051221	50	10	10	15	9	0.1	295	1.35	960	1	2	30	3.0	0.06	210	7.5
116C	775357	7	505779	7153600	QRTZ	50	3	3	6	00	01011	120	0051221	56	12	8	15	8	0.1	150	1.40	960	1	2	40	3.1	0.06	170	7.5
116C	775358	7	500269	7154671	QRTZ	50	2	2	6	00	01011	111	0051221	72	18	9	16	8	0.1	200	1.40	1160	1	2	120	3.3	2.20	200	8.2
116C	775359	7	503661	7147355	QRTZ	50	6	8	6	00	01021	111	0051121	166	36	25	56	17	0.1	580	2.85	1260	6	2	290	4.3	1.90	110	8.3
116C	775360	7	506277	7147042	QRTZ	50	4	5	6	00	01021	111	0051221	94	24	11	35	14	0.1	535	2.30	1700	3	2	90	3.7	0.52	110	8.1
116C	775362	7	507503	7147911	QRTZ	50	1	10	6	00	01011	111	0051221	82	16	7	21	8	0.1	305	1.85	1000	2	2	110	3.2	0.16	90	7.5
116C	775363	7	510308	7146513	QRTZ	50	2	3	6	00	01111	220	4451211	86	16	7	25	9	0.2	340	1.95	1200	1	2	50	3.0	0.16	90	7.4
116C	775364	7	510922	7152010	UMFC	50	8	2	6	00	01021	111	0051121	72	22	10	53	13	0.1	580	2.10	1100	1	2	110	4.5	5.80	150	7.8
116C	775365	7	512240	7148397	QRTZ	50	4	3	6	00	41021	030	0051121	70	16	6	48	10	0.1	340	1.75	980	1	2	110	3.2	6.50	180	8.2
116C	775366	7	514068	7147615	QRTZ	50	2	2	6	00	41015	210	0051221	28	6	11	000	57	0.1	405	3.20	480	1	2	140	2.6	4.40	190	8.6
116C	775367	7	516391	7145429	QRTZ	50	3	3	6	00	41021	030	0051221	94	26	7	40	11	0.1	385	2.00	1320	2	2	60	3.5	0.94	170	8.1
116C	775368	7	516941	7143175	QRTZ	50	5	10	6	00	41011	030	4451221	98	22	10	26	10	0.2	310	1.95	1060	1	2	90	3.3	0.44	150	7.7
116C	775369	7	518813	7140762	QRTZ	50	15	3	6	00	01021	111	0051121	88	22	12	27	10	0.1	450	2.05	1060	1	2	150	3.5	0.50	140	8.0
116C	775370	7	517923	7139931	QRTZ	50	15	2	6	00	01121	220	4451121	78	20	13	18	8	0.1	270	1.80	1220	1	2	160	3.3	0.24	130	7.1
116C	775371	7	518754	7138006	QRTZ	50	3	10	6	00	01121	220	4451221	58	16	6	15	7	0.1	235	1.45	980	1	2	120	3.6	0.14	98	7.0
116C	775372	7	519103	7138120	QRTZ	50	3	5	6	00	01121	220	4451211	102	28	27	21	9	0.1	300	1.95	1480	1	2	100	4.3	0.44	98	7.3
116C	775373	7	510803	7136856	QRTZ	50	12	10	6	10	01031	030	0051121	84	22	4	26	9	0.1	320	1.75	960	1	2	40	2.0	0.94	140	7.4
116C	775375	7	510803	7136856	QRTZ	50	12	10	6	20	01031	030	0051121	92	22	3	25	9	0.1	325	1.75	960	1	2	40	1.9	0.96	130	8.1
116C	775376	7	513672	7135121	QRTZ	50	6	4	6	00	01021	300	0051121	96	24	5	30	11	0.1	490	2.00	1200	1	2	40	1.8	0.74	140	8.1
116C	775377	7	513126	7134703	QRTZ	50	2	6	6	00	01111	030	0051221	62	16	4	19	9	0.1	315	1.80	1200	1	2	50	2.8	0.24	100	6.7
116C	775378	7	514610	7132505	QRTZ	50	3	3	6	00	01021	300	0051221	92	28	3	42	19	0.1	825	2.90	900	1	2	30	1.9	0.22	98	6.9
116C	775379	7	512633	7128767	QRTZ	50	5	3	6	00	01021	210	0051221	74	20	2	24	15	0.1	595	2.10	880	1	2	50	2.3	0.06	80	6.9
116C	775380	7	515847	7131298	QRTZ	50	4	2	6	00	01021	030	0051221	94	24	8	25	11	0.1	320	2.10	1240	1	2	40	3.3	0.72	98	7.0
116C	775382	7	517986	7129017	QRTZ	50	10	4	6	00	01021	210	0051121	124	30	12	34	15	0.2	820	2.45	1200	1	2	40	4.1	0.92	150	7.4
116C	775383	7	519191	7127480	QRTZ	50	25	4	6	00	01021	030	0051121	152	30	10	37	13	0.1	620	2.45	1140	1	2	90	2.6	1.10	150	7.9
116C	775384	7	518969	7127246	QRTZ	50	10	4	6	00	01021	300	0051121	74	18	2	31	8	0.1	310	1.65	1100	1	2	30	1.7	1.00	160	8.0

MAP	SAMPLE	UTM ZN	EAST	NORTH	ROCK TYPE	AGE	WD	DT	SAMP	RPST	CBWRS DACAC NNOTO TKLEL	SMP CMP	PPPPTCS RRHAYLR PPYTPSC SBSTESE	ZN	CU	PB	NI	CO	AG	MN	FE	BA	MO	W	HG	U	U-W	F-W	PH
116C	775385	7	522225	7125904	QRTZ	50	3	2	6	00	01011	030	0051211	104	26	6	32	11	0.1	390	1.85	1200	1	2	60	2.0	0.26	130	7.9
116C	775386	7	507301	7141379	QRTZ	50	2	3	6	00	01021	030	0051221	192	26	4	37	16	0.1	635	1.95	2000	1	2	40	2.9	0.44	130	7.2
116C	775387	7	507498	7141626	QRTZ	50	3	4	6	00	01021	030	0051221	104	26	25	23	10	0.2	235	2.00	1800	1	2	80	4.6	0.58	170	7.2
116C	775388	7	508823	7138464	QRTZ	50	8	4	6	00	01121	300	1051121	365	42	5	84	26	0.1	750	2.75	1720	1	2	70	3.2	1.20	230	6.8
116C	775389	7	508517	7137080	QRTZ	50	2	3	6	00	01011	030	0051211	70	32	1	80	18	0.1	450	2.05	1420	1	2	40	2.3	0.68	90	7.4
116C	775390	7	509336	7136343	QRTZ	50	6	4	6	00	01023	030	0051121	200	28	7	52	15	0.1	350	1.95	1680	1	2	50	3.6	1.30	240	7.2
116C	775391	7	508636	7134185	QRTZ	50	3	3	6	00	01121	220	0051221	52	18	1	15	8	0.1	285	1.60	960	1	2	30	3.6	0.16	130	6.2
116C	775392	7	507487	7134675	QRTZ	50	2	2	6	00	01011	300	0051221	54	16	3	14	8	0.1	335	1.75	1020	1	2	30	3.7	0.22	98	6.5
116C	775393	7	506006	7132974	QRTZ	50	12	4	6	10	01031	300	0051121	80	22	2	27	10	0.1	400	2.20	1340	1	2	30	2.1	1.30	140	7.6
116C	775394	7	506006	7132974	QRTZ	50	12	4	6	20	01031	300	0051121	80	24	1	28	11	0.1	420	2.20	1340	1	2	30	2.2	1.60	150	7.8
116C	775395	7	508338	7125431	QRTZ	50	25	3	6	00	01031	030	0051121	82	24	5	32	13	0.1	545	2.10	1240	1	2	50	3.7	1.60	140	7.6
116C	775396	7	508801	7125284	QRTZ	50	3	5	6	00	01021	030	0051211	44	14	1	11	8	0.1	220	1.50	600	1	2	40	2.3	0.06	90	6.2
116C	775397	7	505346	7133470	QRTZ	50			1	00	01 1	030	0051211	58	24	5	15	10	0.1	405	1.90	980	1	2	50	2.6			
116C	775398	7	501497	7130742	QRTZ	50	2	2	6	00	01011	220	0051211	60	16	3	13	8	0.1	330	1.75	980	1	2	30	2.9	0.16	194	6.1
116C	775399	7	501081	7126819	QRTZ	50	10	8	6	00	01031	030	0051121	76	12	6	14	7	0.1	250	1.40	1080	1	2	40	3.5	0.66	130	7.0
116C	775402	7	501361	7136024	QRTZ	50	5	3	6	00	01021	030	0051121	60	14	4	12	10	0.1	320	1.60	820	1	2	50	2.5	0.46	84	6.8
116C	775403	7	500881	7139821	QRTZ	50	2	5	6	00	01011	030	0051211	102	18	15	21	9	0.1	450	1.80	1100	1	2	90	4.9	2.30	86	7.1
116C	775404	7	500652	7139637	QRTZ	50	2	5	6	00	01111	030	0051221	76	16	5	21	8	0.1	230	1.75	1080	1	2	50	4.4	0.20	76	6.2
116C	775405	7	526789	7123628	QRTZ	50	5	3	6	00	01023	210	0051121	100	22	7	27	11	0.1	400	2.00	1040	1	2	180	2.7	0.50	90	7.1
116C	775406	7	526815	7124015	QRTZ	50	2	3	6	00	01023	210	0051221	128	32	8	36	14	0.2	705	2.45	1420	1	2	100	5.1	2.20	140	7.6
116C	775407	7	531990	7124628	QRTZ	50	3	3	6	10	01021	220	0051221	240	26	22	39	18	0.1	2550	2.30	1060	1	2	90	5.9	1.90	86	7.7
116C	775408	7	531990	7124628	QRTZ	50	3	3	6	20	01021	220	0051221	255	26	25	35	18	0.1	1600	2.40	940	1	2	90	6.5	1.70	95	7.4
116C	775409	7	536705	7119762	QRTZ	50	2	5	6	00	01023	030	0051221	94	18	11	20	12	0.1	690	2.00	980	2	2	70	6.6	1.10	130	7.5
116C	775410	7	536432	7119438	QRTZ	50	4	3	6	00	01023	030	0051221	162	20	14	24	10	0.1	880	2.10	1120	1	2	80	5.5	0.86	140	7.6
116C	775411	7	536374	7118023	QRTZ	50	3	10	6	00	01021	030	0051121	126	14	18	17	8	0.1	325	1.75	980	1	2	60	4.2	1.20	150	7.5
116C	775412	7	536818	7117876	QRTZ	50	2	3	6	00	01021	030	0051221	88	14	13	17	8	0.1	215	1.85	960	1	2	50	4.9	1.20	140	7.2
116C	775413	7	539669	7118522	QRTZ	50	1	3	6	00	01023	030	0051221	88	16	14	16	9	0.2	395	1.95	1020	1	2	50	4.5	0.36	110	7.2
116C	775414	7	540914	7118794	QRTZ	50	1	4	6	00	01013	030	0051221	110	20	7	19	10	0.1	330	1.95	1200	1	2	80	4.1	0.26	120	7.2
116C	775415	7	545742	7122448	QRTZ	50	4	3	6	00	01021	030	0051221	164	38	7	52	17	0.2	1950	2.70	2150	2	2	70	3.7	2.00	150	7.5
116C	775416	7	545096	7123940	QRTZ	50	5	3	6	00	01023	220	0051221	150	36	7	38	11	0.1	470	2.55	2000	2	2	40	3.5	0.32	98	6.7
116C	775417	7	538429	7133657	GRNS	50	5	2	6	00	01021	220	0051221	130	30	30	44	16	0.1	700	2.80	1380	2	2	50	2.8	2.40	120	7.6
116C	775419	7	536529	7131627	GRNS	50	8	4	6	00	01021	300	0051221	190	44	100	55	20	0.1	825	3.35	2000	4	2	40	5.0	2.10	140	8.0
116C	775420	7	539268	7134762	GRNS	50	4	2	6	00	01021	030	0051221	70	20	5	22	9	0.1	410	1.95	920	2	2	50	2.6	12.40	350	7.9
116C	775422	7	541312	7133871	GRNS	50			1	00	01 1	030	0051221	68	22	5	22	10	0.1	440	2.05	940	1	2	40	2.3			
116C	775423	7	540277	7133428	GRNS	50	25	5	6	00	01031	300	0051131	120	28	14	42	16	0.1	605	2.85	1440	1	2	70	3.0	4.10	170	7.9
116C	775424	7	539887	7130279	QRTZ	50	3	5	6	00	01023	030	0051221	130	28	14	32	13	0.1	445	2.35	1360	1	2	70	6.3	9.00	180	8.2
116C	775425	7	538101	7127735	QRTZ	50	3	5	6	00	01021	030	0051221	104	26	13	30	11	0.1	330	2.40	1320	1	2	70	5.6	3.60	220	8.1
116C	775426	7	534658	7125934	QRTZ	50	10	5	6	00	01033	120	0051121	84	26	12	24	12	0.1	605	2.30	1000	1	2	50	4.1	2.60	170	8.1
116C	775427	7	544645	7133196	GRNS	50			1	00	01 1	030	0051221	92	32	9	30	12	0.1	460	2.30	1240	2	2	80	3.2			
116C	775428	7	547089	7131836	GRNS	50			1	00	01 1	030	0051221	80	24	3	24	11	0.1	450	2.10	1040	1	2	60	2.5			
116C	775429	7	548915	7128692	QRTZ	50	10	6	6	00	01031	210	0051121	124	28	5	32	11	0.1	475	2.25	2000	1	2	50	3.4	1.10	180	8.0
116C	775430	7	527626	7131246	QRTZ	50	15	4	6	00	01031	210	0051221	164	26	26	28	15	0.2	610	2.30	1200	1	2	570	4.7	2.10	140	8.0
116C	775431	7	528033	7131449	QRTZ	50	8	6	6	00	01031	210	0051221	132	26	22	29	14	0.1	485	2.40	1180	1	2	50	4.2	1.30	110	7.9
116C	775432	7	527500	7132312	QRTZ	50	4	4	6	00	01013	030	0051221	136	34	25	43	16	0.1	710	2.70	1680	2	2	60	3.5	0.86	140	8.0
116C	775433	7	526694	7132662	QRTZ	50	5	3	6	00	01021	030	0051221	146	22	85	19	12	0.1	410	2.10	2000	1	2	130	4.5	0.40	110	7.6
116F	775002	7	525052	7235559	UKNN		30	10	6	00	01046	220	0051121	220	22	8	47	5	0.2	100	1.90	880	2	2	80	3.5	0.46	50	8.1
116F	775004	7	525624	7235602	UKNN		50	20	6	00	01043	120	0051131	210	18	8	41	5	0.1	185	1.60	1520	2	2	70	4.0	0.54	66	7.7
116F	775005	7	524330	7233566	UKNN		3	2	6	00	01013	021	0051211	146	16	7	35	4	0.2	100	1.85	1080	1	2	60	3.3	0.08	46	8.1
116F	775006	7	530740	7232707	UKNN		2	2	6	00	01013	120	0051211	124	14	5	32	7	0.1	345	2.00	780	1	2	60	2.7	2.60	72	8.2
116F	775007	7	531958	7231929	UKNN		4	3	6	00	01026	220	0051211	156	22	9	35	8	0.1	200	2.15	660	2	2	60	2.5	0.24	26	8.2

MAP	SAMPLE	UTM ZN	UTM EAST	UTM NORTH	ROCK TYPE	AGE	WD	DT	SAMP	RP ST	CBWRS OACAC NNOTO TKLEL	SMP CMP	PPPPTCS RRHAYLR PPYTPSC SBSTESE	ZN	CU	PB	NI	CO	AG	MN	FE	BA	MO	W	HG	U	U-W	F-W	PH
116F	775008	7	532060	7228473	UKNN				1	00 01 1		021	1151211	200	22	8	40	10	0.2	180	3.05	1160	1	2	70	3.4	0.24	20	8.1
116F	775009	7	532644	7228491	UKNN				1	00 01 1		021	0051211	134	24	8	31	6	0.1	185	1.70	780	2	2	80	3.0			
116F	775010	7	535501	7233440	UKNN		4	2	6	00	01023	120	0051212	230	20	8	49	11	0.1	190	2.65	1080	1	2	60	2.6	1.70	86	7.9
116F	775011	7	535664	7232309	UKNN		8	6	6	00	01036	210	0051221	148	22	9	32	9	0.1	240	2.05	960	1	2	70	3.0	0.24	34	8.4
116F	775012	7	536058	7232499	UKNN		10	5	6	00	01033	030	0051121	172	20	8	38	7	0.1	125	2.45	1000	1	2	70	3.1	0.16	56	8.2
116F	775013	7	537615	7229268	UKNN		3	10	6	00	01031	021	0051211	136	26	8	31	10	0.1	620	2.25	1200	1	2	70	3.0	0.24	42	7.7
116F	775014	7	537151	7229142	UKNN		1	10	6	00	01023	021	0051211	98	26	6	22	8	0.1	195	1.50	840	1	2	60	2.8	0.08	26	7.9
116F	775015	7	540581	7231936	UKNN		4	2	6	10	01021	030	0051211	146	24	9	33	10	0.1	195	2.35	980	1	2	70	2.9	0.16	42	7.9
116F	775016	7	540581	7231936	UKNN		4	2	6	20	01021	111	0051211	146	22	8	31	8	0.1	225	2.10	900	1	2	80	2.6	0.28	46	7.7
116F	775017	7	541014	7232304	UKNN		5	3	6	00	01031	030	0051221	166	24	10	35	8	0.1	130	2.45	860	1	2	80	2.7	0.08	42	7.7
116F	775018	7	544664	7230632	UKNN		8	3	6	00	01021	030	0051211	178	26	11	37	8	0.1	165	2.70	1100	1	2	80	3.0	0.16	56	7.8
116F	775019	7	545021	7230879	UKNN		5	3	6	00	01021	021	0051211	186	24	11	37	9	0.1	150	2.80	980	1	2	80	2.8	0.16	56	7.8
116F	775020	7	543680	7224319	UKNN		5	4	6	00	01021	111	0051212	106	14	5	27	5	0.1	270	1.35	560	4	2	50	3.4	0.02	26	7.9
116F	775022	7	543072	7225490	UKNN		3	2	6	00	01021	021	0051211	124	26	10	39	7	0.1	425	2.15	1000	2	2	120	2.7	0.08	34	7.6
116F	775023	7	542369	7223534	UKNN		3	5	6	00	01023	120	1151211	200	32	14	39	5	0.4	50	3.25	1960	1	2	150	4.1	0.10	60	7.8
116F	775024	7	538002	7222858	UKNN		4	3	6	00	01023	021	0051211	196	16	8	38	7	0.1	150	2.85	1140	1	2	80	3.7	0.10	56	7.5
116F	775025	7	536012	7222030	UKNN		5	3	6	00	01031	021	0051221	385	24	7	72	23	0.1	285	3.45	1200	1	2	110	3.7	0.28	38	7.8
116F	775026	7	536335	7221876	UKNN		12	8	6	00	01031	030	0051121	192	24	10	41	7	0.1	105	2.95	1060	1	2	100	3.4	0.32	38	7.9
116F	775027	7	536037	7225219	UKNN				1	00 01 1		012	0051212	178	28	9	33	7	0.4	290	1.75	1200	4	2	90	3.2			
116F	775028	7	535491	7225175	UKNN				1	00 01 1		021	0051212	108	18	6	25	4	0.1	275	1.15	540	2	2	80	2.1			
116F	775029	7	544233	7218518	UKNN		3	2	6	00	01023	030	0051211	116	26	11	28	9	0.1	380	2.75	1680	1	2	130	3.6	0.32	80	7.6
116F	775030	7	544152	7219007	UKNN		10	10	6	00	01033	120	0051121	230	32	11	52	9	0.6	200	3.55	2400	2	2	150	4.4	0.16	60	8.2
116F	775031	7	544388	7219604	UKNN		3	2	6	10	01226	030	1151211	285	32	10	44	5	0.2	70	4.80	2600	2	2	190	4.2	0.16	60	7.7
116F	775032	7	544388	7219604	UKNN		3	2	6	20	01226	030	1151211	245	30	11	40	4	0.3	60	4.30	3300	3	2	210	4.3	0.16	68	7.9
116F	775034	7	538883	7218688	UKNN		6	2	6	00	01023	220	0051211	170	34	10	45	12	0.1	610	3.10	1120	2	2	120	3.7	1.00	170	7.6
116F	775035	7	532726	7218358	UKNN		3	2	6	00	01026	210	1151211	320	24	9	72	15	0.1	200	2.75	1020	1	2	100	3.7	0.24	86	7.3
116F	775036	7	533655	7219347	UKNN		10	8	6	00	01033	210	0051121	210	26	8	47	7	0.1	115	2.85	1800	1	2	130	3.6	0.32	50	7.7
116F	775037	7	533952	7218343	UKNN				1	00 01 3		220	0051212	200	32	8	45	11	0.1	500	3.15	1400	3	2	130	3.4			
116F	775038	7	533699	7215599	UKNN		1	5	6	00	01011	012	0051211	148	36	11	40	13	0.2	825	2.65	1140	4	2	150	3.9	0.02	76	8.0
116F	775039	7	534213	7215611	UKNN		2	2	6	00	01011	111	0051211	140	36	12	40	16	0.1	1050	2.80	1020	2	2	120	2.9	0.02	92	7.9
116F	775040	7	529723	7219845	UKNN		3	5	6	00	01121	120	0051211	280	20	9	56	17	0.2	470	3.15	1060	2	2	80	3.3	0.30	180	7.4
116F	775042	7	530212	7219780	UKNN		5	8	6	00	01136	210	0051211	285	22	10	59	18	0.1	255	3.35	920	1	2	70	3.0	0.16	96	7.9
116F	775043	7	531489	7222713	UKNN		2	3	6	00	01111	120	0051211	174	20	8	35	6	0.1	70	2.45	840	1	2	70	3.0	0.16	80	8.0
116F	775044	7	524443	7213745	UKNN		1	2	6	00	01011	120	1051211	198	22	9	36	9	0.1	485	2.95	1080	1	2	100	4.1	0.14	46	8.3
116F	775045	7	524411	7216794	UKNN		10	3	6	00	01031	220	0051211	152	18	7	37	5	0.1	150	2.05	700	1	2	80	2.8	0.24	46	8.1
116F	775046	7	526533	7219579	UKNN		8	3	6	10	01031	220	0051211	164	14	5	37	7	0.1	100	2.20	700	1	2	60	3.0	0.20	46	8.1
116F	775047	7	526533	7219579	UKNN		8	3	6	20	01031	111	0051211	158	12	6	36	6	0.1	185	1.80	680	1	2	60	2.5	0.14	38	8.1
116F	775048	7	523745	7220582	UKNN		10	3	6	00	01031	021	0051211	164	16	6	41	6	0.1	135	2.15	1040	1	2	80	3.2	0.24	50	8.3
116F	775049	7	502974	7230714	UKNN		5	8	6	00	01031	030	0051221	64	16	25	15	5	0.1	290	1.70	300	1	2	30	2.2	0.08	30	8.1
116F	775050	7	500572	7230484	UKNN		4	2	6	00	01021	120	0051211	340	28	49	15	10	0.1	730	2.25	300	3	2	220	2.5	1.30	26	8.0
116F	775051	7	500603	7233489	UKNN		5	3	6	00	01031	210	0051211	92	16	18	17	9	0.1	505	1.85	480	2	2	50	3.0	0.30	66	8.1
116F	775052	7	506576	7230255	UKNN		3	3	6	00	01021	210	0051211	36	22	11	14	8	0.1	335	1.90	240	1	2	40	2.8	0.10	30	8.1
116F	775053	7	506844	7230515	UKNN		7	4	6	00	01031	210	0051221	84	20	10	27	10	0.1	860	2.15	580	1	2	70	2.8	0.46	96	8.2
116F	775054	7	506750	7231227	UKNN		8	6	6	00	01031	120	0051221	90	22	15	22	9	0.1	325	1.95	340	2	2	40	3.0	0.26	92	8.1
116F	775055	7	506817	7232993	UKNN		3	3	6	00	01011	030	0051211	74	20	12	21	10	0.2	250	2.35	420	2	2	40	2.4	0.26	86	8.2
116F	775056	7	505377	7234305	UKNN		6	3	6	00	01031	210	0051211	94	22	10	26	9	0.2	580	2.10	540	3	2	50	3.0	0.26	72	8.2
116F	775058	7	505917	7234246	UKNN		8	3	6	00	01031	030	0051211	68	20	15	16	8	0.1	320	1.85	300	2	2	50	3.0	0.20	72	7.9
116F	775059	7	509223	7228922	UKNN		4	4	6	00	01021	030	0051221	106	24	7	35	14	0.2	1050	2.75	840	1	2	70	3.0	0.38	130	7.6
116F	775060	7	512229	7232225	UKNN		8	2	6	00	01021	030	0051211	114	28	9	32	10	0.1	410	1.85	340	1	2	40	2.8	0.30	110	7.7
116F	775062	7	512141	7232842	UKNN		2	2	6	00	01021	120	0051211	118	26	8	39	14	0.1	1150	2.60	1020	1	2	80	2.8	0.68	180	8.1

REGIONAL STREAM SEDIMENT AND WATER GEOCHEMICAL RECONNAISSANCE DATA, YUKON TERRITORY 1977. GSC-OF 520, NGR 31-1977, NTS 116B,C,F,G

MAP	SAMPLE	UTM ZN	EAST	NORTH	ROCK TYPE	AGE	WD	DT	SAMP	RP ST	CBWRS DACAC NNOTO TKLEL	SMP CMP	PPPPTCS RRHAYLR PPYTPSC SBSTESE	ZN	CU	PB	NI	CO	AG	MN	FE	BA	MO	W	HG	U	U-W	F-W	PH
116F	775063	7	515288	7230370	UKNN		6	3	6 00		01031	030	0051221	94	14	5	29	11	0.1	445	1.95	640	1	2	50	2.6	0.30	68	7.9
116F	775064	7	514767	7230403	UKNN		8	2	6 00		01021	030	0051221	108	24	7	32	12	0.2	435	1.90	580	1	2	70	2.7	0.38	110	7.6
116F	775065	7	514434	7229038	UKNN		2	2	6 00		01011	120	0051211	94	18	6	29	12	0.1	520	2.20	780	1	2	60	3.0	0.02	68	8.1
116F	775066	7	515604	7226132	UKNN		2	4	6 00		01021	120	0051211	132	18	7	35	6	0.2	165	1.80	860	2	2	90	3.0	0.38	46	7.9
116F	775067	7	519295	7228844	UKNN		50	30	6 00		01041	030	0051131	180	18	6	40	6	0.2	120	1.75	1120	2	2	60	3.8	0.82	60	8.0
116F	775068	7	519181	7229358	UKNN		8	3	6 00		01031	210	0051221	120	12	5	30	5	0.1	160	1.60	640	1	2	50	3.2	0.32	68	8.2
116F	775069	7	521041	7228319	UKNN				1 00		01 1	030	0051212	126	14	4	29	4	0.1	100	1.60	740	2	2	50	3.5			
116F	775070	7	513723	7223055	UKNN		5	2	6 10		01021	030	0051211	116	22	8	36	10	0.1	410	2.25	1240	1	2	70	3.1	0.36	96	8.1
116F	775072	7	513723	7223055	UKNN		5	2	6 20		01021	120	0051211	146	26	9	38	11	0.1	520	2.45	980	1	2	70	2.9	0.44	110	7.8
116F	775073	7	515102	7219724	UKNN		3	2	6 00		01021	030	0051211	132	14	3	80	4	0.1	90	1.40	800	1	2	60	3.4	0.66	140	7.6
116F	775074	7	514180	7219560	UKNN		6	3	6 00		01031	030	0051221	172	20	7	40	5	0.1	125	1.65	1080	1	2	60	3.5	0.40	60	7.8
116F	775075	7	510592	7220883	UKNN		3	4	6 00		01023	210	0051221	136	22	8	35	8	0.1	290	2.05	1060	1	2	90	3.1	0.58	60	7.8
116F	775076	7	504686	7222338	UKNN		5	4	6 00		01031	210	0051211	170	24	13	39	10	0.1	605	2.20	560	2	2	60	2.5	0.44	78	7.9
116F	775077	7	505258	7222508	UKNN		6	8	6 00		01031	120	0051211	116	20	8	34	12	0.2	640	2.45	900	1	2	70	3.2	0.18	140	8.1
116F	775078	7	505401	7220723	UKNN		2	5	6 00		01021	210	0051211	120	14	5	27	5	0.1	125	1.80	520	1	2	60	3.1	0.38	34	7.5
116F	775079	7	503567	7219094	UKNN		3	5	6 00		01021	120	0051211	166	20	5	46	5	0.4	90	1.40	1220	1	2	130	3.4	0.80	56	7.5
116F	775080	7	503403	7219367	UKNN		10	6	6 00		01031	120	0051121	136	20	8	36	8	0.4	285	2.15	920	1	2	80	2.9	0.36	50	7.7
116F	775083	7	504040	7217054	UKNN		2	4	6 00		01021	030	0051221	665	50	5	130	20	0.2	250	2.50	1320	8	2	110	7.7	0.96	80	7.9
116F	775084	7	503614	7216985	UKNN		2	3	6 00		01021	030	0051221	176	18	5	34	4	0.2	75	1.55	1080	1	2	90	3.5	0.78	110	7.9
116F	775085	7	506383	7216210	UKNN		3	6	6 00		01021	030	0051221	166	20	6	38	6	0.4	70	1.70	1400	1	2	100	3.6	1.30	80	7.7
116F	775086	7	501226	7217492	UKNN				1 00		01 1	210	0051212	435	48	18	91	14	0.8	325	2.10	1800	17	2	140	8.9			
116F	775087	7	501950	7220546	UKNN		3	2	6 00		01021	210	0051211	190	20	11	51	6	0.1	140	1.75	520	3	2	70	3.5	0.67	60	8.0
116F	775088	7	501397	7220439	UKNN				1 00		01 1	030	0051221	102	22	25	26	10	0.1	385	1.75	460	2	2	80	2.1			
116F	775089	7	500851	7223661	UKNN		4	3	6 10		01021	120	0051211	100	28	29	30	13	0.1	435	2.25	520	2	2	90	2.1	0.40	46	8.1
116F	775090	7	500851	7223661	UKNN		4	3	6 20		01021	120	0051211	86	24	24	24	9	0.1	360	1.95	560	1	2	30	2.1	0.40	38	8.1
116F	775091	7	501311	7209074	UKNN		3	2	6 00		01023	210	0051221	1480	62	11	215	18	1.3	415	2.65	3500	22	2	150	12.0	0.76	130	7.9
116F	775092	7	503464	7208854	UKNN		4	2	6 00		01023	021	0051221	910	34	5	150	19	0.6	255	1.85	2250	6	2	70	5.0	0.72	140	8.0
116F	775093	7	504265	7212314	UKNN		3	2	6 00		01223	120	2051221	760	62	6	110	12	1.6	205	3.35	4100	19	4	130	13.6	0.88	220	5.0
116F	775094	7	507683	7211894	UKNN		5	2	6 00		01021	120	0051211	164	16	7	40	5	0.2	135	1.95	1000	2	2	60	3.4	1.10	80	7.2
116F	775095	7	508115	7208755	UKNN		3	3	6 00		01021	210	0051221	196	26	8	47	7	0.1	165	2.50	1320	2	2	100	3.5	0.76	92	7.8
116F	775096	7	511684	7210634	UKNN		4	2	6 00		01023	120	0051221	220	34	13	66	9	1.4	130	2.95	1980	1	2	180	3.6	0.62	120	7.8
116F	775097	7	511168	7213100	UKNN		5	6	6 00		01033	030	0051221	104	14	6	28	4	0.1	105	1.65	760	1	2	60	2.9	0.54	96	7.6
116F	775098	7	510627	7212910	UKNN		1	2	6 00		01013	210	0051211	184	22	7	42	6	0.2	220	2.00	1020	2	2	80	3.9	1.10	86	7.6
116F	775099	7	514962	7216446	UKNN		1	2	6 00		01311	030	0051213	112	16	6	29	7	0.2	235	1.80	1020	1	2	60	3.4	1.20	190	7.7
116F	775100	7	514004	7217591	UKNN				1 00		01 3	120	0051212	192	22	8	47	6	0.1	145	2.10	2000	3	2	70	3.5			
116F	775102	7	518214	7215835	UKNN		3	2	6 00		01023	030	0051211	210	30	7	48	9	0.2	180	2.85	1440	2	2	100	4.3	0.46	160	7.8
116F	775103	7	521054	7215766	UKNN		8	3	6 10		01033	030	0051211	190	24	11	45	8	0.1	140	2.80	1700	2	2	90	4.1	0.38	110	7.9
116F	775104	7	521054	7215766	UKNN		8	3	6 20		01033	030	0051211	160	22	10	39	7	0.1	90	2.40	1100	1	2	20	4.1	0.34	110	7.9
116F	775105	7	522876	7215012	UKNN		5	4	6 00		01033	030	0051211	215	30	7	49	7	0.1	200	3.20	2000	2	2	130	4.5	0.22	65	8.1
116F	775106	7	516230	7208979	UKNN		3	2	6 00		01123	030	0051221	450	42	6	80	6	3.0	175	1.95	6700	11	2	160	9.5	2.00	130	8.1
116F	775107	7	518081	7209775	UKNN		6	2	6 00		01023	210	0051211	160	26	9	44	10	0.3	320	2.65	1640	3	2	120	3.5	0.78	110	7.9
116F	775108	7	518389	7211287	UKNN		1	2	6 00		01013	030	0051211	126	24	9	32	7	0.1	180	2.30	940	2	2	60	4.0	0.86	76	7.7
116F	775109	7	524888	7210415	UKNN		6	3	6 00		01023	120	0051221	160	22	7	40	8	0.1	285	2.45	980	3	2	90	3.8	0.82	86	8.1
116F	775110	7	527087	7211033	UKNN		1	1	6 00		01011	210	0051211	126	20	6	28	12	0.2	560	1.90	1000	3	2	70	3.8	0.32	72	7.9
116F	775111	7	529203	7211098	UKNN		3	3	6 00		01021	030	0051211	136	22	7	35	11	0.1	555	2.10	1020	3	2	100	3.7	0.32	80	7.7
116F	775112	7	530935	7209748	UKNN		1	2	6 00		01021	120	0051211	144	18	5	33	14	0.1	1200	2.15	840	1	2	80	3.2	0.06	42	7.3
116F	775113	7	533649	7209704	UKNN		2	5	6 00		01021	030	0051211											2			0.02	76	7.5
116F	775114	7	535445	7208957	UKNN		2	2	6 00		01021	210	0051211	138	32	10	39	18	0.2	1350	2.70	1000	1	2	130	2.6	0.12	110	7.6
116F	775115	7	538212	7210101	UKNN		1	6	6 00		01011	030	0051211	118	28	11	38	19	0.1	1000	3.10	840	2	2	100	2.9	0.12	110	7.7
116F	775116	7	538733	7209992	UKNN		5	2	6 00		01021	030	0051221	122	32	8	38	16	0.2	1000	2.90	860	1	2	100	2.7	0.06	92	7.7

MAP	SAMPLE	UTM ZN	UTM EAST	UTM NORTH	ROCK TYPE	AGE	WD	DT	SAMP	RP ST	CBWRS OACAC NNOTO TKLEL	SMP CMP	PPPPTCS RRHAYLR PPYTPSC SBSTESE	ZN	CU	PB	NI	CO	AG	MN	FE	BA	MO	W	HG	U	U-W	F-W	PH
116F	775117	7	546216	7209226	UKNN		1	4	6	00	01021	012	0051211	122	26	9	38	19	0.2	2850	2.70	980	2	2	110	2.8	0.06	80	7.7
116F	775118	7	540367	7210725	UKNN		2	2	6	00	01021	210	0051211	128	36	12	34	17	0.4	1200	2.95	1040	1	2	90	3.2	0.02	86	7.6
116F	775119	7	540881	7210534	UKNN		3	3	6	00	01023	120	0051221	110	28	8	31	14	0.1	525	2.55	800	1	2	90	2.9	0.02	80	7.6
116F	775122	7	520914	7240840	UKNN		6	3	6	00	01031	120	0051221	94	12	5	25	3	0.1	150	1.25	300	1	2	30	2.5	0.20	36	7.4
116F	775123	7	521202	7242326	UKNN				1	00	01 6	120	0051211	108	14	6	29	4	0.2	150	1.40	460	1	2	40	2.6			
116F	775124	7	519793	7239858	UKNN		7	10	6	00	01021	021	0051221	148	14	9	31	5	0.1	80	1.60	560	1	2	50	2.8	0.40	38	7.5
116F	775125	7	519743	7240220	UKNN		12	5	6	00	01031	210	0051221	360	14	7	55	6	0.3	115	2.05	740	2	2	40	3.7	0.48	60	7.7
116F	775126	7	516219	7241549	UKNN		6	3	6	00	01031	210	0051221	126	14	13	29	6	0.1	185	1.75	580	1	2	50	2.7	0.36	56	7.6
116F	775128	7	518554	7246112	UKNN				1	00	01 1	030	0051211	114	16	8	29	5	0.2	175	1.45	600	1	2	50	2.9			
116F	775129	7	519012	7246219	UKNN		10	3	6	00	01031	030	0051221	235	16	7	42	5	0.3	175	1.70	820	1	2	50	3.5	0.86	72	7.4
116F	775130	7	520585	7248280	UKNN		8	3	6	00	01031	120	0051221	565	22	5	72	6	0.8	290	3.00	2100	5	2	50	6.8	2.10	130	7.6
116F	775131	7	517705	7250560	UKNN		8	4	6	10	01031	030	0051211	240	36	13	48	5	1.4	85	1.80	5500	2	2	80	5.1	0.98	96	7.9
116F	775132	7	517705	7250560	UKNN		8	4	6	20	01031	030	0051211	240	42	11	50	4	1.0	70	1.70	7200	3	2	100	6.3	0.86	86	7.9
116F	775133	7	517412	7253496	UKNN		6	8	6	00	01033	030	0051221	345	28	7	60	6	1.2	120	2.10	3750	5	2	90	5.9	1.40	130	7.8
116F	775134	7	517725	7254035	UKNN		3	5	6	00	01023	210	0051221	705	22	7	87	13	0.8	240	2.25	3800	5	2	60	6.4	2.30	190	7.8
116F	775135	7	514319	7254373	UKNN		5	5	6	00	01031	030	0051211	108	14	7	28	8	0.1	145	2.00	640	1	2	30	2.7	0.20	170	8.2
116F	775136	7	514370	7248058	UKNN				1	00	01 1	030	0051222	142	12	13	29	5	0.1	140	1.40	400	1	2	30	2.6			
116F	775137	7	512420	7251556	UKNN		5	3	6	00	01021	030	0051221	134	14	11	26	6	0.2	170	1.80	520	1	2	40	2.9	0.18	56	8.2
116F	775138	7	509050	7250439	UKNN		4	2	6	00	01021	030	0051221	108	12	9	21	5	0.2	140	1.70	520	1	2	40	3.3	0.20	56	8.0
116F	775139	7	505654	7251831	UKNN		15	5	6	00	01033	030	0051221	270	24	8	39	6	0.2	180	1.80	2700	3	2	60	0.7	0.44	60	8.1
116F	775140	7	505497	7249996	UKNN		6	2	6	00	01023	120	0051221	240	36	23	44	9	0.4	320	2.20	3400	5	2	110	3.9	0.36	42	8.2
116F	775142	7	506028	7248622	UKNN		8	3	6	00	01031	210	0051221	275	20	21	32	10	0.1	285	2.05	760	2	2	70	4.5	0.90	60	8.0
116F	775143	7	508323	7245873	UKNN		8	3	6	10	01032	120	0051211	116	22	10	33	12	0.1	410	2.40	1060	1	2	60	2.8	0.24	46	7.9
116F	775144	7	508323	7245873	UKNN		8	3	6	20	01033	120	0051211	122	22	9	32	13	0.1	415	2.60	1100	1	2	60	2.8	0.34	42	8.0
116F	775145	7	509339	7242237	UKNN		3	3	6	00	01021	210	0051211	80	14	5	25	6	0.1	270	1.65	560	1	2	40	2.1	0.32	46	8.1
116F	775146	7	509401	7241735	UKNN		8	10	6	00	01031	021	0051221	68	14	8	20	9	0.1	1300	1.95	540	1	2	50	2.4	0.22	56	8.2
116F	775147	7	510980	7239953	UKNN		4	10	6	00	01033	021	0051221	68	12	6	20	7	0.1	435	1.50	620	1	2	40	2.4	0.28	56	8.2
116F	775148	7	506261	7241221	UKNN		10	2	6	00	01033	120	0051221	62	24	17	15	6	0.1	175	1.60	380	1	2	120	3.1	0.30	76	8.2
116F	775149	7	504498	7242946	UKNN		8	8	6	00	01033	030	0051221	116	28	22	26	8	0.2	245	2.35	400	3	2	60	4.4	0.46	80	8.1
116F	775151	7	502954	7242702	UKNN		1	2	6	00	01011	300	0051211	106	22	47	19	9	0.1	470	1.65		3	2		2.7	0.24	46	8.3
116F	775152	7	501325	7244656	UKNN		3	2	6	00	01021	111	0051211	415	16	62	10	5	0.1	465	1.25	300	1	2	90	3.1	0.58	30	8.2
116F	775153	7	500643	7243660	UKNN				1	00	01 1	120	0051211	74	12	43	9	3	0.1	265	1.00	300	1	2	20	2.3			
116F	775154	7	501278	7240399	UKNN		8	5	6	00	01033	120	0051221	72	26	17	20	6	0.2	250	1.55	460	3	2	90	4.4	0.30	68	8.1
116F	775155	7	504123	7252146	UKNN		3	2	6	00	02021	022	0051211	520	18	31	41	12	0.2	640	1.55	740	1	2	90	3.7	0.76	80	8.1
116F	775156	7	502405	7251285	UKNN		3	2	6	00	02021	210	1051211	340	12	73	17	3	0.1	305	1.25	340	3	2	70	3.4	0.72	66	8.3
116F	775157	7	504363	7254597	UKNN		6	3	6	00	05123	111	0051121	310	26	9	42	4	2.0	230	1.00	5800	6	2	130	9.5	1.10	80	8.4
116F	775158	7	504044	7254153	UKNN		16	20	6	00	05126	120	0051131	194	22	9	38	8	0.6	295	1.60	2300	2	2	60	4.4	0.44	72	8.2
116F	775159	7	507450	7254254	UKNN		8	4	6	00	01121	021	0051211	108	24	6	33	5	0.2	295	1.15	1040	3	2	90	5.5	1.10	86	8.1
116F	775160	7	501881	7256108	UKNN		4	2	6	00	05121	022	0051211	270	26	6	44	11	1.0	265	1.60	1200	5	2	70	5.5	0.34	110	7.7
116F	775162	7	503514	7258983	UKNN		4	2	6	00	02023	022	0051211	570	42	6	69	7	4.0	180	1.30	3650	21	2	150	12.2	1.10	80	7.9
116F	775163	7	501549	7261706	UKNN		6	3	6	00	02031	120	0051121	220	18	16	34	6	1.0	275	1.00	1500	3	2	80	4.2	1.30	96	8.0
116F	775164	7	502865	7261919	UKNN		8	5	6	00	02021	120	0051121	166	14	16	26	4	0.4	160	0.95	1360	2	2	70	3.8	0.58	72	8.0
116F	775165	7	507641	7263732	UKNN		5	2	6	00	02021	021	1051211	150	14	28	23	4	0.4	175	0.85	1300	2	2	90	4.1	0.78	66	8.1
116F	775166	7	506725	7260354	UKNN				1	00	02 1	021	0051211	164	16	195	12	6	0.2	400	1.15	640	2	2	290	2.8			
116F	775167	7	509650	7258099	UKNN		4	2	6	00	02021	012	0051211	90	10	32	14	4	0.1	145	0.60	1020	1	2	100	2.9	0.46	60	8.0
116F	775169	7	512972	7257558	UKNN				1	00	06 1	030	0051211	90	12	7	20	4	0.4	125	1.50	700	1	2	60	3.7			
116F	775170	7	515509	7258252	UKNN		6	3	6	00	01021	030	0051211	116	12	5	20	4	0.2	110	1.55	700	1	2	50	2.7	0.14	72	8.4
116F	775171	7	515107	7263589	UKNN		4	2	6	00	01021	021	0051211	108	10	4	18	5	0.2	115	1.35	840	1	2	60	3.5	0.52	92	8.0
116F	775172	7	519791	7264106	UKNN				1	00	01 3	030	0051211	120	12	6	26	4	0.2	70	1.40	1000	1	2	40	3.3			
116F	775173	7	518179	7258653	UKNN		4	3	6	00	01231	021	0051121	124	16	8	28	5	0.2	170	2.00	700	1	2	70	2.8	0.28	60	8.1

REGIONAL STREAM SEDIMENT AND WATER GEOCHEMICAL RECONNAISSANCE DATA, YUKON TERRITORY 1977. GSC-OF 520, NGR 31-1977, NTS 116B,C,F,G

MAP	SAMPLE	UTM ZN	COORDINATES EAST	NORTH	ROCK TYPE	AGE	WD	DT	SAMP	RP ST	CBWRS CACAC NNOTO TKLEL	SMP CMP	PPPPTCS RRHAYLR PPYTPSC SBSTESE	ZN	CU	PB	NI	CO	AG	MN	FE	BA	MO	W	HG	U	U-W	F-W	PH
116F	775174	7	520548	7258267	UKNN		8	6	6	00	01021	120	0051121	98	12	5	21	4	0.4	70	1.35	920	1	2	40	3.1	0.30	50	8.2
116F	775175	7	520344	7257689	UKNN		12	7	6	00	01021	021	0051121	96	12	4	22	4	0.1	75	1.30	740	1	2	50	2.8	0.30	42	8.1
116F	775176	7	521673	7254986	UKNN		4	2	6	00	01021	021	0051211	114	16	7	29	5	0.4	160	1.80	800	1	2	50	3.3	0.24	38	8.1
116F	775177	7	527257	7257820	UKNN		8	6	6	10	01123	130	0051121	510	54	7	100	5	2.2	60	1.85	7500	12	2	140	7.0	0.90	110	8.2
116F	775178	7	527257	7257820	UKNN		8	6	6	20	01123	130	0051121	490	54	6	100	5	1.1	50	1.75	7500	12	2	140	7.1	0.86	130	8.1
116F	775179	7	525619	7255079	UKNN		6	4	6	00	02103	220	0051211	340	46	6	60	4	1.9	95	1.70	4900	11	20	110	8.2	0.52	120	8.4
116F	775180	7	525956	7255466	UKNN		10	6	6	00	02103	111	0051121	465	46	6	92	6	2.6	75	1.8599999	9	2	140	7.1	0.74	150	8.1
116F	775182	7	525425	7253396	UKNN		3	3	6	00	02126	111	0051211	245	20	4	44	5	1.4	140	1.45	2100	2	2	90	4.2	0.52	86	8.1
116F	775183	7	525735	7252989	UKNN		5	3	6	00	02126	111	1151211	180	24	6	46	4	1.3	70	1.50	3100	3	2	80	4.7	0.90	130	8.2
116F	775184	7	526677	7253565	UKNN		2	2	6	00	01016	021	0051211	775	34	7	145	10	2.4	225	2.50	3850	10	2	190	6.7	0.92	180	7.9
116F	775185	7	526655	7252206	UKNN		4	3	6	00	06023	030	0051211	295	30	5	51	5	1.5	25	1.65	3600	7	2	110	6.2	0.44	110	8.0
116F	775186	7	530544	7252496	UKNN		2	1	6	00	02116	210	0051211	78	10	7	14	1	0.1	265	0.65	380	4	2	30	1.5	0.06	60	8.1
116F	775187	7	530069	7252878	UKNN		8	3	6	00	01026	030	0051121	200	26	6	45	4	1.4	115	1.30	3450	5	2	150	5.2	0.70	80	8.1
116F	775188	7	530531	7255437	UKNN		3	2	6	00	02026	210	0051211	255	30	7	56	7	1.2	230	1.75	2700	6	2	80	4.7	1.40	160	8.2
116F	775189	7	529123	7250085	UKNN		10	3	6	00	01126	111	0051121	188	22	8	40	5	1.0	185	1.30	3250	6	2	70	4.0	0.70	110	8.4
116F	775190	7	529629	7249029	UKNN		6	3	6	00	01326	210	0051121	84	10	10	14	1	0.1	210	0.60	200	5	2	30	1.2	0.20	50	8.3
116F	775191	7	528998	7248091	UKNN		4	3	6	00	01131	220	0051211	430	38	25	68	9	1.1	170	1.80	1800	9	2	150	8.9	0.84	76	8.0
116F	775192	7	528781	7244508	UKNN		4	2	6	00	01123	111	0051211	385	24	7	63	6	1.0	85	1.65	1540	4	2	80	4.8	3.50	360	8.1
116F	775193	7	529886	7243915	UKNN		10	8	6	00	01131	021	0051121	126	14	17	21	4	0.1	260	1.05	360	5	2	50	3.0	1.70	78	8.2
116F	775194	7	532942	7246996	UKNN				1	00	01	1	220 0051211	102	14	23	15	2	0.1	260	0.80	260	4	2	40	2.4			
116F	775195	7	534554	7249457	UKNN		3	2	6	00	01121	120	0051211	76	12	11	16	2	0.1	225	0.75	360	4	2	30	2.0	0.20	86	8.1
116F	775197	7	535828	7247663	UKNN		4	2	6	00	01221	022	0051211	2120	194	3	500	58	2.2	340	6.75	6800	23	6	160	22.5	2.30	190	8.1
116F	775198	7	532802	7243833	UKNN		3	2	6	00	01123	210	0051121	425	46	8	93	10	1.5	110	2.45	5350	11	4	110	8.0	1.40	130	8.1
116F	775199	7	524565	7236665	UKNN		4	2	6	00	01026	210	0051211	182	20	8	46	9	0.2	215	2.25		2	2	100	3.4	0.20	72	7.9
116F	775200	7	524984	7239561	UKNN		4	3	6	00	01021	021	0051211	114	16	5	34	5	0.1	130	1.55	600	2	2	90	3.5	0.36	66	8.0
116F	775202	7	524399	7239531	UKNN		12	10	6	00	01021	030	0051121	194	14	6	39	4	0.2	110	1.45	680	2	2	40	2.8	0.74	56	8.0
116F	775203	7	529395	7240320	UKNN		6	4	6	00	01023	220	0051211	114	16	6	34	3	0.1	80	1.20	400	2	2	60	3.4	0.52	56	8.0
116F	775204	7	530210	7241081	UKNN		8	6	6	00	01031	030	0051121	430	36	8	77	9	0.8	160	1.75	2200	7	2	110	5.8	1.70	76	8.3
116F	775205	7	533616	7237726	UKNN		2	2	6	00	01021	210	0041211	136	14	7	28	7	0.1	395	1.70	820	2	2	60	2.5	0.20	34	8.2
116F	775207	7	537245	7238125	UKNN		8	3	6	00	01023	021	0041121	104	16	4	23	4	0.1	145	1.15	580	1	2	110	2.2	0.32	56	8.3
116F	775208	7	537907	7242176	UKNN		3	2	6	10	01021	021	0051211	132	16	8	38	5	0.1	140	1.60	480	1	2	100	3.5	0.32	50	8.1
116F	775209	7	537907	7242176	UKNN		3	2	6	20	01021	021	0051211	120	14	7	33	4	0.1	130	1.35	460	2	2	100	3.1	0.26	34	7.2
116F	775210	7	540323	7242425	UKNN				1	00	01	1	210 0051211	118	14	6	35	4	0.1	120	1.40	480	3	2	70	4.0			
116F	775211	7	540785	7238479	UKNN		6	3	6	00	01021	210	0051121													3.3	0.36	56	8.1
116F	775212	7	542566	7239212	UKNN		12	6	6	00	01023	120	0051121	114	20	9	30	7	0.1	415	1.70	1020	1	2	90	3.6	0.28	56	8.4
116F	775213	7	542794	7238996	UKNN		10	5	6	00	01033	030	0051121	134	24	8	32	7	0.1	455	2.30	1320	1	2	90	3.6	0.24	86	8.2
116F	775214	7	543303	7245722	UKNN		8	6	6	00	01121	030	0051121	176	24	8	39	7	0.8	140	1.90	1240	4	2	100	4.3	0.26	50	8.2
116F	775215	7	540547	7249686	UKNN		3	2	6	00	01023	030	0051211	255	32	8	54	8	1.2	200	2.15	2400	7	2	100	5.9	0.34	42	8.1
116F	775216	7	540317	7249223	UKNN				1	00	01	1	120 0051211	92	14	6	27	3	0.1	155	1.05	420	3	2	40	2.5			
116F	775217	7	543957	7248510	UKNN		2.	1	6	00	01121	210	0051211	118	16	9	30	5	0.2	180	1.60	680	1	2	50	2.9	0.08	34	7.9
116F	775218	7	545643	7246327	UKNN				1	00	02	1	120 0051211	134	14	9	26	6	0.1	270	1.65	620	1	2	40	2.8			
116F	775219	7	544972	7251017	UKNN				1	00	02	1	030 0051211	130	18	8	32	5	0.2	210	1.55		2		60	3.2			
116F	775220	7	541671	7252688	UKNN		3	3	6	00	01113	030	2051211	144	22	10	37	6	0.4	165	1.75	1360	2	2	50	4.0	0.26	42	8.1
116F	775222	7	545765	7253607	UKNN		4	3	6	10	02023	030	0051211	144	16	9	35	6	0.1	160	2.10		2	2	40	3.5	0.26	68	8.3
116F	775223	7	545765	7253607	UKNN		4	3	6	20	02023	030	0051211	130	16	8	31	5	0.1	135	1.85	780	2	2	40	3.1	0.18	60	8.1
116F	775224	7	541456	7259245	UKNN				1	00	02	3	030 0051211	128	16	8	33	5	0.1	80	1.65	740	1	2	40	3.0			
116F	775225	7	539738	7258480	UKNN				1	00	01	3	030 0051211	196	28	9	45	6	0.8	135	1.75	2000	5	2	80	4.8			
116F	775227	7	539820	7257914	UKNN		4	3	6	00	02011	030	0051211	142	18	13	29	7	0.1	320	1.70	980	3	2	80	4.1	0.24	30	7.9
116F	775228	7	536763	7257597	UKNN		4	3	6	00	01121	030	0051211	104	16	15	22	6	0.1	410	1.40	480	3	2	50	4.0	0.20	30	8.3
116F	775229	7	537889	7261641	UKNN		2	1	6	00	01021	030	0051211	98	16	13	27	2	0.1	330	0.60	200	4	2	50	1.9	0.14	24	8.2

MAP	SAMPLE	UTM ZN	EAST	NORTH	ROCK TYPE	AGE	WD	DT	SAMP	RP ST	CBWRS OACAC NNOTO TKLEL	SMP CMP	PPPPTCS RRHAYLR PPYTPSC SBSTESE	ZN	CU	PB	NI	CO	AG	MN	FE	BA	MO	W	HG	U	U-W	F-W	PH
116F	775230	7	535021	7260339	UKNN				1	00	02 1	120	0051211	132	16	13	29	6	0.1	570	1.30	560	4	2	40	4.9			
116F	775231	7	534043	7260538	UKNN				1	00	02 3	030	0051211	295	30	9	57	9	0.6	405	2.10	2000	9	2	60	6.3			
116F	775232	7	533853	7260938	UKNN				1	00	02 1	210	0051211	765	42	9	225	23	0.1	435	3.00	2000	11	4	120	5.3			
116F	775233	7	537728	7263509	UKNN		12	25	6	00	02011	030	0041121	215	18	7	43	6	0.5	180	1.60	1320	3	2	60	3.9	0.62	46	8.3
116F	775234	7	537875	7263979	UKNN		6	6	6	00	02021	021	0041211	172	14	7	35	7	0.1	730	1.60	1240	3	2	50	3.5	0.90	86	8.2
116F	775235	7	540829	7263452	UKNN		3	2	6	00	02021	120	0041211	425	24	7	91	9	0.8	300	2.00	1900	5	2	100	4.8	1.50	92	8.2
116G	761002	7	633922	7212645	UKNN	50	8	5	6	00	0202	220	0	106	18	30	7	5	0.1	630	0.90	530	1	2		1.7	0.02	20	8.3
116G	761003	7	635329	7214818	UKNN	50	100	5	6	10	0202	130	0	68	14	22	8	4	0.1	545	0.80	690	3	2		1.8	0.04	10	8.2
116G	761004	7	635329	7214818	UKNN	50	100	5	6	20	0202	130	0	67	15	21	8	5	0.1	550	0.80	690	3	2		1.6	0.06	20	8.2
116G	761005	7	636172	7218961	UKNN	50	20	5	6	00	0202	310	0	62	20	8	12	9	0.1	1090	1.05	2200	2	2		2.6	0.02	26	8.0
116G	761006	7	630747	7222357	UKNN	50	10	10	4	00	0211		0														0.02	30	6.6
116G	761007	7	637521	7222735	UKNN	50			1	00	02	220	0	84	23	26	13	9	0.1	760	1.20	1050	2	2		2.8			
116G	761008	7	636705	7225018	UKNN	50	40	5	6	00	0201	211	0	121	16	6	24	7	0.1	320	1.20	1480	5	2		3.6	0.02	34	8.0
116G	761009	7	638935	7232961	UKNN	50	10	5	6	00	0203	121	0	530	31	7	92	8	0.1	275	0.90	1520	7	2		7.0	0.14	60	8.1
116G	761010	7	634555	7233805	UKNN	50	50	5	6	00	0101	220	0	130	13	5	20	3	0.1	330	0.40	23000	7	2		3.1	0.16	112	8.2
116G	761011	7	634877	7234852	UKNN	50	5	5	4	00	0200		0														0.06	76	7.7
116G	761012	7	632056	7235042	UKNN	50	35	5	6	00	0212	211	1	800	30	10	112	12	0.1	315	1.35	8800	17	2		9.4	0.78	260	8.1
116G	761013	7	633485	7239149	UKNN	50	10	20	6	00	0200	022	0	315	26	8	50	12	0.4	430	2.70	1850	5	2		8.3	0.48	82	8.0
116G	761014	7	636397	7236839	UKNN	50	8	10	6	00	0201	013	0	350	30	6	69	5	0.2	185	1.90	2120	5	2		7.7	1.00	108	7.9
116G	761016	7	625445	7238790	UKNN	50	6	5	6	00	0210	130	1	125	7	1	23	2	0.1	303	2.25	310	5	2		1.2	0.68	9600	2.8
116G	761017	7	627300	7235000	UKNN	50	20	10	6	00	0201	022	0	44	16	1	11	2	0.1	302	3.75	680	40	2		7.7	0.88	480	3.5
116G	761018	7	626200	7235700	UKNN	50	10	10	6	00	0211	121	1	970	56	2	195	21	0.1	1601	0.00	620	40	2		54.3	0.76	480	4.9
116G	761019	7	625500	7234400	UKNN	50	10	5	6	00	0201	013	0	195	14	4	29	4	0.1	150	0.35	3800	8	2		4.4	0.16	124	8.0
116G	761020	7	623032	7234515	UKNN	50	6	5	6	00	0102	022	1	2060	44	3	316	36	0.2	360	5.70	3750	22	2		17.0	1.32	360	8.0
116G	761022	7	622697	7233475	UKNN	50	8	5	6	00	0201	022	1	620	18	5	90	22	0.1	2850	3.25	5000	42	15		9.7	0.24	96	8.3
116G	761023	7	617867	7233261	UKNN	50	10	5	6	00	0202	220	0	360	28	4	70	5	0.1	315	0.70	6299	28	2		10.2	0.16	94	8.3
116G	761024	7	620385	7230595	UKNN	50	6	5	6	10	0102	130	0	670	36	6	114	5	0.1	120	0.70	9500	26	2		14.2	1.26	184	8.2
116G	761025	7	620385	7230595	UKNN	50	6	5	6	20	0102	130	0	690	38	4	119	6	0.1	125	0.70	10000	27	2		13.6	1.02	188	8.3
116G	761026	7	621961	7230512	UKNN	50	6	5	6	00	0202	220	0	690	44	5	128	8	0.1	210	1.10	3100	46	2		16.3	1.92	184	8.2
116G	761027	7	626158	7231377	UKNN	50	6	10	6	00	0100	013	0	470	34	5	104	6	0.6	60	1.95	6300	9	2		9.7	1.00	134	8.1
116G	761028	7	625392	7230510	UKNN	50	5	5	6	00	0211	022	1	980	27	3	130	8	0.1	95	6.30	3850	27	2		15.5	0.60	1050	3.9
116G	761029	7	628097	7226929	UKNN	50	6	5	6	00	0202	220	0	290	57	8	54	4	0.8	155	1.35	2300	12	2		9.6	0.46	92	8.0
116G	761030	7	626063	7223584	UKNN	50	6	10	6	00	0201	121	0	205	22	7	32	8	0.1	310	2.00	2600	6	2		6.5	0.12	92	7.9
116G	761031	7	621547	7225554	UKNN	50	30	5	6	00	0211	220	0	840	48	5	152	11	0.6	180	1.60	22000	38	2		16.2	1.72	520	7.5
116G	761032	7	622953	7224595	UKNN	50	8	10	6	00	0211	030	0	250	46	8	60	8	1.0	125	2.75	5000	10	2		9.3	0.10	330	3.8
116G	761033	7	622073	7220648	UKNN	50	8	10	6	00	0202	220	0	670	48	7	97	6	0.4	240	0.85	6500	37	2		16.8	1.68	320	8.0
116G	761034	7	617813	7216678	UKNN	50	15	5	6	00	0201	220	0	152	13	17	16	5	0.1	410	0.65	1150	2	2		2.2	0.02	56	8.2
116G	761035	7	622334	7215985	UKNN	50	70	5	6	00	0200	220	0	94	10	12	11	4	0.1	370	0.60	2650	4	2		1.7	0.02	54	8.1
116G	761036	7	623030	7215429	UKNN	50	100	5	6	00	0201	220	0	33	9	8	5	2	0.1	270	0.30	650	4	2		0.9	0.02	28	8.2
116G	761037	7	624304	7216180	UKNN	50	100	5	6	00	0202	130	0	39	11	11	4	2	0.1	300	0.50	520	4	2		1.2	0.02	24	8.3
116G	761038	7	624933	7217803	UKNN	50	150	5	6	00	0202	130	0	34	9	9	5	2	0.1	310	0.45	640	3	2		1.1	0.02	32	8.2
116G	761040	7	626639	7218463	UKNN	50			1	00	02	220	0	45	12	6	8	4	0.1	355	0.70	850	3	2		1.6			
116G	761042	7	630821	7218730	UKNN	50	50	5	6	00	0202	030	0	28	8	2	5	2	0.1	175	0.25	400	3	2		0.9	0.02	174	7.7
116G	775002	7	547562	7210191	UKNN		8	5	6	00	06021	120	0051121	102	24	8	33	15	0.1	830	2.40	780	1	2	60	3.1	0.02	66	8.1
116G	775003	7	549133	7210962	UKNN		4	2	6	00	01021	021	0051211	106	28	8	34	15	0.2	1050	2.25	900	2	2	100	2.4	0.04	68	8.2
116G	775004	7	549033	7211610	UKNN		3	2	6	00	01021	022	0051211	102	24	11	34	16	0.1	715	2.55	800	1	2	70	2.5	0.02	72	7.8
116G	775005	7	548854	7217385	UKNN		4	2	6	00	01021	030	0051121	176	36	11	46	15	0.1	725	2.50	1400	5	2	70	4.6	0.66	92	7.4
116G	775006	7	548452	7216675	UKNN		3	2	6	00	01021	022	0051121	116	26	8	39	16	0.1	1250	2.40	920	2	2	90	2.4	0.04	72	7.8
116G	775008	7	547963	7217012	UKNN		3	2	6	00	01021	120	0051121	126	26	8	39	17	0.1	1000	3.00	980	3	2	60	3.4	0.04	76	8.2
116G	775009	7	547663	7219459	UKNN		6	2	6	00	01123	030	1151121	184	38	14	43	11	0.4	295	3.40	2350	3	4	140	3.8	0.50	92	7.6

MAP	SAMPLE	UTM ZN	UTM EAST	UTM NORTH	ROCK TYPE	AGE	WD	DT	SAMP	RP ST	CBWRS OACAC NNOTO TKLEL	SMP CMP	PPPPTCS RRHAYLR PPYTPSC SBSTESE	ZN	CU	PB	NI	CO	AG	MN	FE	BA	MO	W	HG	U	U-W	F-W	PH
116G	775010	7	549333	7221831	UKNN		2	1	6	00	05021	120	0051211	134	24	11	33	6	0.2	110	2.65	2900	2	2	130	4.1	0.69	54	7.8
116G	775011	7	552277	7222853	UKNN		4	2	6	00	05021	022	0051211	152	28	9	38	10	0.2	525	2.10	2200	3	2	100	3.8	0.92	72	7.5
116G	775012	7	552011	7223324	UKNN		4	2	6	00	05021	111	0051211	154	22	6	39	9	0.1	275	2.70	1260	3	2	90	2.9	0.48	46	7.8
116G	775013	7	552310	7223914	UKNN		3	2	6	00	01226	021	0051211	188	24	6	43	11	0.1	220	4.90	1600	3	2	110	2.9	0.30	46	7.8
116G	775014	7	549913	7226181	UKNN				1	00	01 1	220	0051112	116	20	7	30	5	0.1	205	1.60	680	5	4	70	2.5			
116G	775015	7	554269	7227784	UKNN				1	00	01 1	030	0051112	158	26	11	45	15	0.1	1050	3.30	2800	6	2	90	5.4			
116G	775016	7	554453	7227492	UKNN				1	00	01 1	021	0051112	176	24	6	47	8	0.4	270	1.95	720	4	2	130	3.9			
116G	775017	7	557511	7231957	UKNN		10	4	6	10	01026	030	0051121	198	40	13	52	10	0.6	145	4.00	2150	1	2	240	4.1	1.00	46	7.9
116G	775018	7	557511	7231957	UKNN		10	4	6	20	01026	030	0051121	200	38	10	52	11	0.6	175	4.10	3000	1	2	80	4.1	0.96	46	8.1
116G	775019	7	551178	7232931	UKNN		4	3	6	00	01021	210	0051121	130	18	6	33	9	0.2	365	2.30	820	1	2	210	3.0	0.48	38	8.1
116G	775020	7	551483	7232517	UKNN		3	2	6	00	01021	031	1051121	132	18	5	35	14	0.1	550	2.20	800	1	2	80	2.8	1.30	76	7.9
116G	775022	7	549738	7233747	UKNN		4	2	6	00	06021	220	0051211	345	26	10	65	24	0.1	240	2.85	1240	1	2	110	3.0	1.40	86	8.1
116G	775023	7	552690	7235938	UKNN		4	3	6	10	01021	021	0051121	225	32	12	50	18	0.1	430	2.95	2500	1	2	120	3.2	1.30	110	8.2
116G	775024	7	552690	7235938	UKNN		4	3	6	20	01021	030	0051121	200	30	12	49	16	0.1	325	2.70	1580	1	2	100	3.4	1.00	110	8.1
116G	775025	7	559358	7233922	UKNN		10	6	6	00	01226	030	0041121	240	42	12	55	13	0.4	120	4.00	2350	1	2	210	3.9	1.10	68	8.0
116G	775026	7	558806	7234444	UKNN		8	4	6	00	01021	021	0041121	198	36	12	44	12	0.4	150	3.45	1500	1	2	190	3.4	1.20	56	8.0
116G	775027	7	561135	7232844	UKNN		3	2	6	00	01021	220	0041121	330	32	8	77	24	0.1	420	3.15	1700	1	2	120	3.3	0.76	38	7.7
116G	775028	7	564822	7233636	UKNN		4	8	6	00	01011	030	0031121	200	22	6	39	16	0.3	390	2.75	1420	1	2	70	3.0	0.64	38	7.7
116G	775029	7	564486	7231198	UKNN		4	6	6	00	01021	120	1031121	230	30	10	48	14	0.1	230	3.55	1840	1	2	130	4.3	0.56	68	7.8
116G	775030	7	564709	7228142	UKNN		2	2	6	00	01111	021	0031211	182	28	7	46	18	0.1	285	4.40	1720	1	2	100	2.6	0.48	130	8.0
116G	775031	7	562075	7229787	UKNN		6	3	6	00	01121	022	0031121	275	28	7	63	27	0.2	1150	3.25	1360	1	2	110	3.4	2.50	160	8.0
116G	775032	7	559434	7227449	UKNN		4	2	6	00	01021	210	0031121	235	26	8	54	15	0.1	360	3.80	1320	1	2	90	4.0	2.50	180	8.1
116G	775033	7	561307	7223671	UKNN		12	8	6	00	01021	120	0031121	172	32	10	40	5	0.3	215	3.30	1860	2	2	130	3.9	1.40	130	8.4
116G	775034	7	561420	7223124	UKNN		6	3	6	00	01221	111	0031121	180	36	12	44	11	0.6	250	3.40	2800	4	2	170	4.5	1.20	130	8.0
116G	775035	7	562359	7222176	UKNN		9	8	6	00	01021	030	0031121	235	44	11	53	9	0.3	205	3.40	2050	5	2	170	5.3	2.70	150	7.8
116G	775037	7	562804	7222213	UKNN		8	10	6	00	01123	220	0031121	260	38	9	55	10	0.1	175	3.95	2850	3	4	150	5.1	1.30	140	7.8
116G	775038	7	558258	7220864	UKNN		18	6	6	00	01021	022	0031121	178	42	13	47	12	0.7	345	3.55	1640	4	4	170	4.3	0.78	110	7.7
116G	775039	7	555565	7218196	UKNN		4	2	6	00	01021	021	0031211	182	34	8	47	12	0.1	555	2.45	3100	5	6	120	5.0	0.26	86	7.9
116G	775040	7	555025	7218387	UKNN		4	3	6	00	01021	111	0031211	166	36	11	43	13	0.1	560	2.70	1400	4	4	120	4.3	0.60	80	8.1
116G	775042	7	555446	7219149	UKNN		3	2	6	00	01026	111	0031211	320	30	10	66	27	0.2	475	3.05	2150	1	4	120	3.3	0.36	56	8.4
116G	775043	7	560242	7218680	UKNN		3	2	6	00	01021	120	0031211	188	30	11	42	11	0.1	245	3.10	1440	2	4	100	4.1	1.10	190	7.7
116G	775044	7	559759	7218650	UKNN		2	1	6	00	01026	210	0031211	285	32	10	59	14	0.2	650	2.70	1620	6	6	100	5.6	0.94	96	8.4
116G	775046	7	562498	7218777	UKNN		3	2	6	10	01026	220	0031211	265	46	15	57	14	0.6	210	3.90	3700	4	4	120	5.8	1.50	130	8.2
116G	775047	7	562498	7218777	UKNN		3	2	6	20	01026	220	0031211	250	44	16	51	10	0.4	155	3.75	2900	3	2	120	5.1	2.10	130	8.2
116G	775048	7	567537	7219127	UKNN		12	4	6	00	01121	030	1131121	245	40	11	55	12	0.6	245	4.00	2400	3	2	160	5.1	1.60	160	7.8
116G	775049	7	565852	7215091	UKNN		4	3	6	00	01021	021	0031121	255	42	12	55	17	0.6	435	3.45	2200	4	2	180	5.8	1.90	110	8.1
116G	775050	7	563484	7213070	UKNN		6	3	6	00	01221	021	0031121	200	40	12	49	19	0.4	430	4.05	2450	8	4	150	6.1	0.74	110	7.7
116G	775051	7	561072	7214416	UKNN		2	1	6	00	02026	210	0031121	240	44	11	54	14	0.1	510	2.60	1960	7	4	90	6.3	1.08	92	7.6
116G	775052	7	560889	7214708	UKNN		6	3	6	00	02021	220	0031121	270	46	11	62	14	0.1	470	2.50	1640	12	6	100	7.0	1.80	120	8.2
116G	775053	7	568820	7228107	UKNN		24	9	6	00	01021	120	0031131	164	30	11	45	9	0.1	290	3.15	1640	2	4	130	4.8	0.24	46	7.9
116G	775054	7	568463	7227396	UKNN		2	1	6	00	02316	030	0031211	230	30	6	55	7	0.1	60	4.20	2000	1	4	130	4.5	0.30	240	7.9
116G	775055	7	570020	7224445	UKNN		4	1	6	00	02016	310	0031211	220	28	14	62	11	0.2	225	3.45	1660	1	4	130	4.7	0.66	290	7.8
116G	775056	7	570116	7221662	UKNN		3	2	6	00	02016	210	0031211	194	44	12	41	7	0.3	130	4.10	2350	1	2	150	5.2	2.40	96	7.5
116G	775057	7	569418	7219104	UKNN		3	2	6	00	02011	120	0031211	270	36	10	58	23	0.2	580	4.20	2000	1	4	160	4.3	2.00	110	7.7
116G	775058	7	556138	7209307	UKNN		2	1	6	00	02011	111	0031211	126	26	10	44	17	0.2	1900	2.75	1000	1	2	120	3.1	0.18	68	7.8
116G	775059	7	570438	7211250	UKNN		3	2	6	00	02011	111	0031211	74	10	8	15	10	0.1	510	1.95	900	1	2	40	3.1	0.06	30	7.5
116G	775060	7	569940	7213436	UKNN		2	2	6	00	02011	022	0031211	94	12	4	20	20	0.1	1350	6.65	1060	4	2	60	3.9	0.18	38	7.7
116G	775062	7	568891	7241561	UKNN		2	2	6	00	02011	021	0031211	174	16	6	31	11	0.1	605	3.00	1100	1	2	80	3.7	0.18	30	8.2
116G	775063	7	566978	7241330	UKNN		4	15	6	00	02211	022	0031211	102	10	5	19	9	0.2	440	2.20	1000	1	2	60	3.2	0.18	20	7.5
116G	775064	7	569034	7246452	UKNN		2	1	6	00	02011	121	0031211	128	10	5	17	8	0.1	330	3.35	920	1	2	60	2.8	0.02	30	7.6

MAP	SAMPLE	UTM ZN	UTM EAST	UTM NORTH	ROCK TYPE	AGE	WD	DT	SAMP	RP ST	CBWRS OACAC TKLEL	SMP CMP	PPPPTCS RRHAYLR PPYTPSC SBSTESE	ZN	CU	PB	NI	CO	AG	MN	FE	BA	MO	W	HG	U	U-W	F-W	PH
116G	775065	7	568424	7246422	UKNN		1	1	6	00	02111	120	0031211	1000	14	1	90420	0.1	75000	6.25		4	2	100	1.5	0.02	20	6.8
116G	775066	7	569193	7249463	UKNN		3	2	6	00	02011	021	0031211	102	16	6	21	11	0.1	1800	2.65	820	1	2	60	3.3	3.50	38	8.3
116G	775067	7	565820	7249737	UKNN		4	4	6	00	02111	022	0031211	158	16	5	24	15	0.1	1400	5.30	860	1	2	60	3.3	0.06	66	7.6
116G	775068	7	566238	7249400	UKNN		5	3	6	00	02011	012	1031121	178	18	8	29	16	0.6	1100	3.55	820	1	2	80	2.7	2.00	68	8.1
116G	775069	7	566933	7253527	UKNN		3	6	6	00	02011	022	0031211	78	12	6	17	4	0.2	65	1.35	740	1	2	50	3.3	2.10	110	8.2
116G	775071	7	563987	7251787	UKNN		4	2	6	00	02021	030	0031121	146	16	7	30	8	0.2	380	1.90	1420	1	2	50	3.8	2.00	110	8.3
116G	775072	7	563494	7253033	UKNN		4	3	6	00	05111	220	0031121	152	16	6	28	5	0.1	375	1.40	2900	3	2	70	5.1	0.50	72	8.0
116G	775073	7	562816	7253708	UKNN		6	5	6	10	02121	120	0031121	132	20	7	30	6	0.3	205	1.55	1800	1	2	60	4.0	0.50	56	8.4
116G	775074	7	562816	7253708	UKNN		6	5	6	20	02121	120	0031121	140	20	7	30	6	0.2	250	1.55	1600	2	2	60	3.5	0.46	50	8.2
116G	775075	7	561791	7253025	UKNN		12	6	6	00	02021	111	0031121	94	12	6	24	5	0.1	345	1.45	700	1	2	40	2.0	0.30	72	8.4
116G	775076	7	561191	7254608	UKNN		8	4	6	00	02011	111	0031211	104	12	6	22	10	0.1	1050	1.60	1040	1	2	40	2.7	0.16	50	7.7
116G	775077	7	561706	7254924	UKNN		12	6	6	00	02021	022	0031121	112	12	6	19	11	0.1	810	1.85	880	1	2	50	2.3	0.86	80	8.1
116G	775078	7	561322	7256647	UKNN		8	6	6	00	02021	030	0031121	88	12	5	18	6	0.1	420	1.45	780	1	2	60	2.3	0.86	86	8.2
116G	775079	7	566594	7255936	UKNN		6	4	6	00	02021	021	0031211	180	18	6	34	5	0.1	400	1.30	3900	3	2	80	4.7	0.54	66	8.1
116G	775080	7	567047	7259600	UKNN		2	1	6	00	02001	111	0031211	78	12	6	15	2	0.1	135	1.20	500	1	2	60	2.0	0.12	46	7.4
116G	775082	7	568451	7259584	UKNN		2	1	6	00	02111	022	0031211	96	16	5	15	5	0.1	135	1.60	1020	1	2	40	3.1	0.10	50	7.2
116G	775083	7	568931	7261648	UKNN				1	00	02	1	022 0031211	128	12	6	24	5	0.1	190	1.60	640	1	2	50	2.9			
116G	775084	7	568815	7260720	UKNN				1	00	02	1	021 0031211	140	16	6	31	7	0.1	240	1.50	840	2	2	50	2.9			
116G	775085	7	563994	7261468	UKNN		3	2	6	00	02011	022	0031211	88	12	7	19	5	0.3	190	1.25	680	1	2	60	3.3	0.40	56	8.0
116G	775086	7	564231	7262186	UKNN		3	2	6	00	02011	021	0031211	78	14	6	15	5	0.1	110	1.00	800	1	2	40	3.1			
116G	775087	7	561724	7263792	UKNN		6	3	6	00	02021	111	0031211	90	14	4	19	6	0.1	245	3.15	800	1	2	60	3.0	0.24	50	8.2
116G	775088	7	554864	7261655	UKNN		2	1	6	00	02011	021	0041211	88	10	7	25	5	0.1	95	1.40	600	1	2	40	3.8	0.24	60	8.2
116G	775089	7	552833	7262835	UKNN		4	2	6	00	02016	021	0041211	106	14	7	28	4	0.2	85	1.30	1700	1	2	50	3.2	0.20	50	7.8
116G	775090	7	551442	7262895	UKNN		4	2	6	10	02011	030	0041211	104	14	6	22	6	0.1	205	1.50	760	1	2	60	3.1	0.16	66	8.3
116G	775091	7	551442	7262895	UKNN		4	2	6	20	02011	030	0041211	116	18	7	25	6	0.1	270	1.75	760	1	2	70	2.7	0.12	72	8.1
116G	775092	7	550290	7265038	UKNN				1	00	01	1	120 0041211	90	12	6	20	4	0.1	165	1.15	480	1	2	40	2.0			
116G	775093	7	549801	7265179	UKNN				1	00	01	1	030 0041211	144	18	9	31	5	0.1	240	1.55	640	1	2	70	2.5			
116G	775095	7	548586	7261371	UKNN				1	00	01	1	220 0041211	106	12	10	28	5	0.1	105	1.80	960	1	2	50	3.3			
116G	775096	7	551780	7260213	UKNN				1	00	02	1	120 0041211	94	10	7	21	6	0.2	250	1.60	640	1	2	40	3.1			
116G	775097	7	550007	7257035	UKNN		3	2	6	00	02011	210	0041211	114	14	7	27	5	0.1	185	1.60	540	1	2	50	3.2	0.44	60	8.1
116G	775098	7	553482	7253806	UKNN		3	2	6	00	02011	022	0041211	98	16	6	20	8	0.2	560	1.70	880	1	2	50	2.9	0.36	56	8.5
116G	775099	7	553411	7253215	UKNN		8	4	6	00	02021	021	0041121	108	12	6	24	4	0.1	140	1.40	640	1	2	50	3.1	0.36	56	8.0
116G	775100	7	549833	7252703	UKNN		4	2	6	00	01111	120	0041211	128	14	8	29	5	0.2	140	1.70	700	1	2	50	3.6	0.26	56	8.1
116G	775102	7	549386	7248670	UKNN				1	00	01	1	030 0041211	138	16	8	33	5	0.5	175	1.75	860	1	2	70	3.9			
116G	775103	7	553502	7247568	UKNN				1	00	01	1	021 0041211	150	20	10	28	5	0.3	155	1.80	940	1	2	80	4.5			
116G	775104	7	551507	7244504	UKNN		4	2	6	00	02011	022	0041211	78	16	6	17	6	0.1	195	1.50	920	1	2	110	3.0	0.42	60	8.2
116G	775105	7	547785	7245517	UKNN				1	00	02	1	120 0041211	102	14	7	34	6	0.1	205	1.70	660	1	2	50	3.1			
116G	775106	7	552395	7240919	UKNN		8	10	6	00	02113	030	0031121	184	24	9	43	8	0.4	195	2.80	1280	1	2	130	4.1	0.70	80	8.1
116G	775107	7	552415	7241415	UKNN		3	2	6	00	01021	120	0032111	114	18	6	29	6	0.2	245	2.15	980	1	2	70	3.5	0.46	60	8.2
116G	775108	7	555269	7241866	UKNN		12	6	6	00	01123	030	0031211	166	24	10	41	7	0.5	160	2.55	1120	1	2	120	4.4	0.74	110	8.1
116G	775109	7	554857	7242152	UKNN		6	3	6	00	01023	030	0031121	160	22	10	39	7	0.6	160	2.60	1200	1	2	110	4.1	0.14	66	8.2
116G	775110	7	558191	7244419	UKNN		8	4	6	00	01021	030	0031211	122	16	6	29	5	0.1	140	2.00	820	1	2	70	3.2	0.42	60	8.1
116G	775111	7	559260	7245134	UKNN		6	4	6	00	02021	030	1131211	186	24	10	40	8	0.6	210	2.90	1220	1	2	130	4.1	0.34	56	8.0
116G	775112	7	559909	7245654	UKNN		8	6	6	00	02023	120	1131211	184	22	9	40	11	0.3	410	3.00	1220	1	2	100	4.3	0.50	60	7.7
116G	775113	7	553995	7237238	UKNN		3	4	6	00	01023	030	0051211	235	34	11	60	22	0.1	670	3.10	1280	1	2	120	3.6	0.24	110	8.2
116G	775114	7	553685	7237588	UKNN		5	3	6	00	01023	030	0051211	158	28	10	42	11	0.3	1100	2.95	1200	1	2	110	3.4	0.52	220	8.5
116G	775116	7	558836	7239977	UKNN		2	8	6	00	01021	120	0051211	285	18	8	55	23	0.1	770	3.50	1560	1	2	90	3.6	0.08	76	7.3
116G	775117	7	559401	7239836	UKNN		6	10	6	00	01033	030	0051221	192	32	10	46	15	0.4	335	3.15	1220	1	2	100	3.8	0.38	130	8.4
116G	775118	7	562907	7242045	UKNN		15	20	6	00	01023	030	0051121	184	28	9	34	11	0.4	235	3.00	1400	1	2	130	4.1	0.36	130	8.0
116G	775119	7	603756	7210563	UKNN		20	20	6	00	01033	220	0051121	640	30	12	84	8	0.8	325	1.55	8400	9	2	120	8.5	1.70	110	7.8

MAP	SAMPLE	UTM ZN	UTM EAST	UTM NORTH	ROCK TYPE	AGE	WD	DT	SAMP	RP ST	CBWRS OACAC NNOTO TKLEL	SMP CMP	PPPPTCS RRHAYLR PPYTPSC SBSTESE	ZN	CU	PB	NI	CO	AG	MN	FE	BA	MO	W	HG	U	U-W	F-W	PH
116G	775120	7	604152	7211445	UKNN		12	15	6	00	01013	030	0051121	505	28	7	79	10	0.6	325	1.90	6900	8	2	110	7.4	1.70	98	7.7
116G	775122	7	602587	7210699	UKNN		8	10	6	10	01023	220	0051121	188	12	7	17	2	0.1	290	0.7599999		4	2	50	3.6	0.70	56	7.7
116G	775123	7	602587	7210699	UKNN		8	10	6	20	01023	220	0051121	164	12	7	16	2	0.1	285	0.7099999		4	2	50	3.4	0.70	48	7.9
116G	775124	7	601160	7211897	UKNN		20	6	6	00	01031	030	0051121	200	18	13	34	5	0.1	330	1.55	6500	3	2	80	3.5	1.00	48	7.8
116G	775125	7	598525	7215854	UKNN		3	10	6	00	01011	030	0051211	146	12	7	29	14	0.1	765	1.95	1540	1	2	70	2.9	0.10	36	7.2
116G	775126	7	598968	7218076	UKNN		5	15	6	00	01111	030	0051211	295	20	4	57	9	0.1	130	1.70	3850	5	2	70	6.3	0.06	34	6.0
116G	775127	7	597613	7217444	UKNN		3	10	6	00	01111	030	0051211	88	8	5	15	15	0.1	860	2.10	1400	1	2	60	3.5	0.08	30	6.0
116G	775128	7	595995	7215326	UKNN		1	10	6	00	01111	030	0051211	78	8	4	13	12	0.1	600	1.90	1280	1	2	50	3.3	0.08	28	6.0
116G	775129	7	598505	7221698	UKNN		3	10	6	00	01111	022	0051211	84	16	1	15	6	0.1	170	2.45	1380	2	2	140	2.3	0.02	40	6.0
116G	775130	7	597596	7224813	UKNN		1	5	6	00	01011	030	0051211	124	18	7	25	6	0.2	130	1.65	1880	2	2	70	3.5	0.18	34	6.8
116G	775131	7	596149	7222530	UKNN		20	15	6	00	01031	210	0051121	116	18	16	19	7	0.1	525	1.55	1240	1	2	50	2.5	0.34	30	7.8
116G	775132	7	594510	7225837	UKNN		3	3	6	00	01021	030	0051211	460	22	6	55	6	0.2	430	1.05	3850	7	2	140	6.7	4.80	44	7.7
116G	775133	7	597546	7231356	UKNN		3	3	6	00	01022	300	0051211													1.3	0.34	30	8.0
116G	775134	7	598075	7232460	UKNN				1	00	01 2	030	0051221	94	8	9	7	1	0.1	310	0.45	3300	3	2	30	1.8			
116G	775135	7	597447	7232900	UKNN		40	20	6	00	01036	030	0051131	265	26	9	43	6	0.5	355	1.50	4200	7	2	70	5.4	1.00	40	8.0
116G	775136	7	595138	7231775	UKNN		5	3	6	00	01022	030	0051211	46	8	6	5	1	0.1	265	0.45	440	3	2	20	1.5	0.24	24	8.0
116G	775137	7	594257	7232558	UKNN		70	20	6	00	01031	030	0051131	275	32	9	43	5	0.8	375	1.50	5050	8	2	90	6.5	1.20	36	8.0
116G	775139	7	597482	7237499	UKNN		3	5	6	00	01023	030	0051211	335	24	10	52	8	0.2	380	1.50	4750	8	2	100	5.5	1.80	52	7.8
116G	775140	7	600427	7236101	UKNN				1	00	01 2	210	0051212	64	6	14	4	1	0.1	320	0.35	1240	3	2	30	1.1			
116G	775142	7	601141	7231094	UKNN		2	3	6	00	01021	120	0051211	450	22	10	63	5	0.1	260	1.15	2850	6	2	150	4.6	2.20	56	7.9
116G	775143	7	600827	7229449	UKNN		12	4	6	10	01323	300	4451121													25.9	1.40	210	7.7
116G	775144	7	600827	7229449	UKNN		12	4	6	20	01323	300	4451121													23.5	2.00	300	7.5
116G	775145	7	600482	7228732	UKNN		3	3	6	00	01026	030	0051211	50	8	10	5	1	0.1	170	0.30	420	4	2	40	1.1	0.14	86	7.9
116G	775146	7	602639	7226885	UKNN				1	00	01 6	300	0051212	38	6	5	3	1	0.1	205	0.20	240	3	2	20	1.1			
116G	775147	7	603209	7225867	UKNN		2	3	6	00	01023	120	0051211	480	36	7	71	5	0.4	250	1.15	6700	25	2	150	8.61	5.20	84	8.1
116G	775148	7	603973	7223801	UKNN		3	5	6	00	01023	030	0051211	830	46	6	135	18	1.6	500	3.0599999		11	2	170	10.7	1.20	90	7.6
116G	775149	7	603161	7221325	UKNN		3	5	6	00	01113	030	1051211	220	32	9	52	5	0.6	60	3.25	2900	3	2	150	4.9	0.08	48	6.4
116G	775150	7	603910	7220917	UKNN		4	3	6	00	01023	030	0051221	38	18	7	16	2	0.2	45	0.80	1560	2	2	90	5.6	0.38	48	7.4
116G	775152	7	604820	7221639	UKNN		4	5	6	00	01023	030	0051221	196	30	9	49	7	0.6	130	2.55	4900	2	2	130	5.7	0.10	56	7.2
116G	775153	7	607117	7220116	UKNN		4	3	6	10	01023	030	0051211	245	22	10	53	12	0.4	455	2.80	3450	2	2	110	5.7	0.08	40	7.3
116G	775154	7	607117	7220116	UKNN		4	3	6	20	01023	030	0051211	230	24	12	67	11	0.5	350	3.05	3000	2	2	120	4.9	0.10	40	7.3
116G	775155	7	607749	7218170	UKNN		4	3	6	00	01023	030	0051211	460	30	7	77	9	0.4	265	1.7599999		10	2	110	10.2	3.00	50	7.5
116G	775156	7	605123	7220635	UKNN		4	3	6	00	01023	300	0051211	395	34	12	77	10	0.6	210	3.20	5900	7	2	150	8.1	1.80	52	7.6
116G	775157	7	604845	7218025	UKNN		2	2	6	00	01013	120	0051211	178	22	10	53	9	0.4	180	2.85	3150	2	2	110	5.3	0.12	36	7.2
116G	775158	7	603949	7217995	UKNN		4	4	6	00	01013	030	0051211	235	24	8	45	11	0.4	335	2.45	5150	5	2	110	6.6	0.22	36	7.2
116G	775159	7	614512	7216490	UKNN		4	3	6	00	01023	030	0051221	950	56	9	130	10	1.0	340	1.85	4650	32	2	250	15.2	34.00	170	7.9
116G	775160	7	616814	7217413	UKNN		2	3	6	00	01023	030	0051221	1520	52	10	150	11	2.0	615	1.65	4400	32	2	430	11.6	23.20	140	7.9
116G	775162	7	616244	7224294	UKNN		10	5	6	10	01323	300	4451221	1160	52	7	190	16	0.7	245	2.1099999		45	4	230	18.9	0.32	170	6.8
116G	775163	7	616244	7224294	UKNN		10	5	6	20	01323	030	4451221	1680	52	7	300	22	0.8	145	3.2599999		40	4	240	19.6	0.84	160	6.6
116G	775164	7	613503	7223144	UKNN		5	10	6	00	01323	300	4451221	635	52	8	100	12	1.2	270	2.60	7600	23	4	210	21.7	2.10	180	6.6
116G	775165	7	611765	7227658	UKNN		2	3	6	00	01013	030	0051211	495	54	8	120	9	0.1	225	1.50	7200	44	4	190	22.6	24.80	120	7.8
116G	775166	7	612604	7228202	UKNN		3	3	6	00	01023	030	0051221	560	46	6	120	5	0.1	230	1.30	7500	34	4	210	15.4	51.00	170	7.5
116G	775167	7	609851	7236848	UKNN		5	3	6	00	01033	030	0051211	430	24	21	55	4	0.1	460	1.25	6400	14	2	140	7.1	0.82	64	7.9
116G	775168	7	610570	7237310	UKNN		15	4	6	00	01036	300	0051211	270	22	8	41	1	0.1	315	0.70	6300	17	2	90	6.0	1.70	56	8.0
116G	775169	7	607026	7234568	UKNN		8	3	6	00	01033	030	0051211	610	18	38	34	3	0.1	650	1.05	7000	5	2	150	3.9	1.30	48	8.0
116G	775170	7	605397	7236547	UKNN		8	3	6	00	01022	300	0051211	1160	20	13	52	4	0.1	505	0.9099999		8	2	110	5.6	11.80	98	8.0
116G	775171	7	603283	7234443	UKNN				1	00	01 2	300	0051212	48	6	3	3	1	0.1	260	0.30	500	3	2	30	1.1			
116G	775172	7	611264	7225029	UKNN		2	6	6	00	01013	030	0051211	380	24	5	46	7	0.5	285	1.70	2900	3	2	110	9.1	18.00	56	7.7
116G	775173	7	611023	7228492	UKNN		2	3	6	00	01013	030	0051211	400	24	5	59	7	0.8	420	1.55	4700	7	2	80	13.4	3.60	60	7.9
116G	775174	7	611793	7228935	UKNN		3	4	6	00	01013	220	0051221	360	30	6	58	6	0.4	310	1.70	7000	9	2	100	14.5	4.90	48	7.8

REGIONAL STREAM SEDIMENT AND WATER GEOCHEMICAL RECONNAISSANCE DATA, YUKON TERRITORY 1977. GSC-OF 520, NGR 31-1977, NTS 116B,C,F,G

MAP	SAMPLE	UTM ZN	EAST	NORTH	ROCK TYPE	AGE	WD	DT	SAMP	RP ST	CBWRS DACAC NNOTO TKLEL	SMP CMP	PPPPTCS RRHAYLR PPYTPSC SBSTESE	ZN	CU	PB	NI	CO	AG	MN	FE	BA	MO	W	HG	U	U-W	F-W	PH
116G	775175	7	607780	7230431	UKNN		3	2	6	00	01012	220	0051211	48	6	1	5	1	0.1	205	0.30	1000	3	2	20	1.2	0.24	36	7.9
116G	775176	7	607998	7231288	UKNN		6	3	6	00	01023	030	0051221	845	36	9	75	8	0.8	410	2.10	3000	17	2	150	9.3	5.00	80	7.6
116G	775177	7	608730	7232137	UKNN		5	3	6	00	01023	030	0051211	695	46	8	105	6	0.2	230	1.65	5400	34	4	200	16.2	38.40	80	7.9
116G	775178	7	605964	7231318	UKNN		1	2	6	00	01012	300	0051211	36	6	4	4	1	0.1	260	0.30	500	3	2	30	1.1	0.26	40	8.0
116G	775179	7	602554	7235442	UKNN		2	3	6	00	01022	300	0051211	40	6	11	3	1	0.1	225	0.25	500	4	2	20	1.3	0.12	24	8.0
116G	775182	7	592176	7233954	UKNN				1	00	01 1	300	0051212	128	12	19	16	3	0.1	390	1.00	1000	2	2	40	2.4			
116G	775184	7	591499	7232222	UKNN		1	2	6	00	01016	300	0051211	62	14	10	11	4	0.1	410	1.00	760	2	2	20	2.3	0.32	60	7.8
116G	775185	7	589413	7231343	UKNN				1	00	01 1	120	0051212	180	10	60	6	1	0.1	330	0.60	520	3	2	40	1.5			
116G	775186	7	589074	7233294	UKNN				1	00	01 1	030	0051212	116	14	9	16	1	0.1	160	0.80	2150	5	2	30	2.6			
116G	775187	7	586565	7234101	UKNN		2	6	6	10	01111	030	0051211	154	16	5	21	6	0.2	230	1.65	1900	2	2	60	4.3	0.18	48	7.3
116G	775188	7	586565	7234101	UKNN		2	6	6	20	01111	030	0051211	176	16	5	23	9	0.1	465	2.60	1800	3	2	70	4.2	0.14	44	7.1
116G	775189	7	585229	7236092	UKNN		3	6	6	00	01013	120	0051211	98	12	5	15	2	0.5	120	1.70	3300	1	2	60	4.5	0.32	40	7.0
116G	775190	7	585723	7232444	UKNN		3	5	6	00	01023	030	0051221	335	18	19	37	8	0.2	350	2.60	1700	2	2	80	5.3	0.44	40	7.8
116G	775191	7	583937	7228764	UKNN		1	3	6	00	01013	030	0051211	172	20	4	21	5	0.1	520	1.55	1060	4	2	70	5.0	0.10	34	7.5
116G	775192	7	582076	7229073	UKNN		2	5	6	00	01021	030	0051221	124	14	6	18	5	0.1	255	1.55	1940	2	2	60	4.0	0.14	34	7.3
116G	775193	7	582045	7229671	UKNN		1	4	6	00	01011	030	0051211	210	14	1	19	4	0.2	225	6.65	1620	2	2	70	3.1	0.14	36	7.1
116G	775194	7	580801	7227171	UKNN		3	5	6	00	01111	030	0051211	88	16	6	15	3	0.1	70	1.10	2500	1	4	80	4.7	0.16	36	7.0
116G	775195	7	578093	7229527	UKNN		2	6	6	00	01111	030	0051221	250	16	3	29	13	0.4	1550	3.20	3450	2	2	110	5.3	0.10	24	7.2
116G	775196	7	576956	7229517	UKNN		2	4	6	00	01111	030	4451211	78	6	1	15	1	0.1	2026.00		600	1	2	40	1.6	3.60	9000	2.6
116G	775197	7	575308	7228574	UKNN		3	3	6	00	01021	030	1051221	260	24	7	41	8	1.0	360	3.00	2600	1	2	130	5.7	1.00	42	7.8
116G	775198	7	574266	7225223	UKNN		3	3	6	00	01013	120	1051221	124	16	7	30	7	0.1	220	2.55	1280	1	2	70	3.8	0.02	24	7.1
116G	775199	7	574775	7225622	UKNN		3	2	6	00	01013	120	4051211	116	16	6	29	5	0.1	140	1.90	1400	1	2	60	3.6	2.10	46	8.2
116G	775200	7	573016	7229259	UKNN		3	4	6	00	01316	030	1151221	166	32	10	30	4	0.2	50	3.45	1960	2	2	110	4.3	0.02	66	7.2
116G	775202	7	571163	7233596	UKNN		2	3	6	00	01011	030	0051211	450	28	6	83	55	0.1	5050	3.90	1900	1	2	120	2.6	0.02	30	7.8
116G	775204	7	574523	7236212	UKNN		2	3	6	00	01311	030	1151211	152	16	5	37	9	0.1	165	2.70	1260	1	2	70	3.5	0.18	66	7.2
116G	775205	7	579644	7236137	UKNN		4	3	6	00	01023	300	0051211	225	30	10	50	10	0.2	245	3.65	1840	1	2	170	4.5	0.14	42	7.7
116G	775206	7	571159	7209457	UKNN		4	3	6	00	01021	021	0051211	116	16	7	17	9	0.1	545	2.00	1000	1	2	50	3.9	0.02	24	8.0
116G	775207	7	571985	7209499	UKNN		12	10	6	00	01031	220	0051121	56	20	9	13	11	0.1	865	2.05	800	1	2	50	6.4	0.12	10	7.8
116G	775208	7	571545	7212092	UKNN				1	00	01 1	021	0051211	106	14	7	17	9	0.1	530	1.90	1020	1	2	110	3.9			
116G	775209	7	572979	7213874	UKNN		3	2	6	00	01021	220	1151211	123	34	12	30	10	0.1	205	3.85	2000	3	2	110	4.2	0.12	24	7.1
116G	775210	7	571571	7215224	UKNN		4	3	6	00	01026	022	1151211	166	26	9	29	14	0.1	890	3.15	1580	2	2	150	4.4	0.02	34	7.5
116G	775211	7	570304	7223834	UKNN		10	3	6	00	01023	030	1051221	250	32	12	67	14	0.2	320	4.30	1780	1	4	60	4.3	0.90	110	8.1
116G	775212	7	572716	7219083	UKNN		5	3	6	00	01021	210	0051211	140	22	7	31	15	0.1	2050	3.75	1380	1	2	50	4.1	0.02	30	7.7
116G	775213	7	575144	7213481	UKNN		3	2	6	10	01121	111	0051211	66	12	6	14	8	0.1	320	1.75	1020	1	2	50	3.3	0.02	42	7.3
116G	775214	7	575144	7213481	UKNN		3	2	6	20	01121	111	0051211	118	16	7	23	30	0.1	3000	3.80	1200	1	2	110	3.3	0.02	36	7.9
116G	775215	7	577016	7215370	UKNN		2	10	6	00	01111	021	1051211	50	8	5	9	6	0.1	150	1.55	960	1	2	30	3.7	0.02	10	5.9
116G	775216	7	577823	7215413	UKNN		2	10	6	00	01111	021	1051211	54	10	6	10	4	0.1	135	1.55	960	1	4	30	3.1	0.02	10	6.3
116G	775217	7	576624	7219532	UKNN		4	5	6	00	01111	021	1051211	74	10	6	13	5	0.1	125	2.10	1080	1	2	40	2.9	0.02	20	6.9
116G	775218	7	577024	7219162	UKNN		10	20	6	00	01101	030	1051221	66	10	4	12	5	0.1	135	1.85	1040	2	2	30	2.7	0.04	10	6.4
116G	775219	7	578081	7220246	UKNN		6	20	6	00	01101	030	0051211	62	10	7	11	4	0.1	100	1.60	980	1	2	40	2.9	0.04	10	6.6
116G	775220	7	578934	7221064	UKNN		1	6	6	00	01111	012	0051211	205	24	4	22	9	0.1	3001	0.00	820	3	4	100	1.6	0.02	20	6.2
116G	775222	7	582344	7223114	UKNN		1	6	6	00	01111	220	0051211	84	12	8	16	11	0.1	280	2.45	1220	2	4	40	3.3	0.04	60	6.6
116G	775224	7	582890	7223113	UKNN		5	10	6	00	01111	021	0051221	66	14	5	15	9	0.1	310	1.90	1400	1	2	40	3.1	0.02	76	7.6
116G	775225	7	581519	7217570	UKNN		2	10	6	00	01111	012	0051211	58	6	4	11	4	0.2	125	2.45	1060	1	2	40	2.7	0.02	56	6.0
116G	775226	7	582084	7217461	UKNN		3	10	6	00	01111	012	0051211	56	6	5	9	6	0.1	225	2.45	960	2	2	40	3.2	0.02	48	6.1
116G	775227	7	580299	7211176	UKNN		5	2	6	00	01011	210	0051211	80	12	8	17	11	0.1	400	2.30	1080	1	2	40	3.0	0.02	44	7.4
116G	775228	7	580865	7211378	UKNN		12	6	6	00	01036	210	0051221	250	28	15	42	14	0.1	800	2.90	3550	3	2	60	4.6	0.36	36	7.9
116G	775229	7	582835	7214925	UKNN		12	8	6	00	01036	210	0051221	240	36	7	50	13	0.1	525	3.95	3200	3	2	100	4.8	0.22	40	7.7
116G	775230	7	583293	7214777	UKNN		2	3	6	00	01011	111	0051221	88	14	8	15	9	0.1	940	1.95	1320	1	2	40	3.5	0.18	40	7.9
116G	775231	7	586643	7212648	UKNN		2	3	6	00	01111	022	0051211	345	22	20	35	54	0.1	6950	6.40	1540	1	2	170	2.8	0.02	36	7.0

REGIONAL STREAM SEDIMENT AND WATER GEOCHEMICAL RECONNAISSANCE DATA, YUKON TERRITORY 1977. GSC-OF 520, NGR 31-1977, NTS 116B,C,F,G

MAP	SAMPLE	UTM COORDINATES ZN	EAST	NORTH	ROCK TYPE	AGE	WD	DT	SAMP	RP ST	CBWRS OACAC NNOTO TKLEL	SMP CMP	PPPPTCS RRHAYLR PPYTPSC SBSTESE	ZN	CU	PB	NI	CO	AG	MN	FE	BA	MO	W	HG	U	U-W	F-W	PH
116G	775232	7	586506	7210717	UKNN		15	5	6	00	01031	022	0051221	108	46	19	16	11	0.1	1650	2.10	4000	1	2	50	3.9	0.32	34	7.6
116G	775233	7	593029	7212665	UKNN		25	15	6	10	01031	120	0051131	122	20	18	19	6	0.1	675	1.55	1140	3	2	30	2.6	0.42	34	8.0
116G	775234	7	593029	7212665	UKNN		25	15	6	20	01031	120	0051131	108	16	10	16	5	0.1	615	1.45	1140	3	2	30	2.5	0.44	30	8.0
116G	775235	7	588992	7217909	UKNN		3	4	6	00	01111	220	1051211	176	28	10	39	10	0.4	250	3.60	1860	2	2	80	4.1	0.10	34	6.4
116G	775236	7	589589	7217749	UKNN		2	2	6	00	01116	210	1051211	150	28	5	31	10	0.1	470	3.20	1800	2	2	90	3.8	0.14	34	7.2
116G	775237	7	591494	7220412	UKNN		5	10	6	00	01116	220	1051121	138	14	9	27	9	0.1	265	2.45	1560	1	2	50	3.6	0.06	34	7.0
116G	775238	7	593230	7224290	UKNN		4	10	6	00	01016	210	0051211	360	34	6	57	5	0.8	260	1.55	6100	12	4	110	6.9	1.50	52	8.0
116G	775239	7	592646	7224628	UKNN		30	15	6	00	01031	021	0051131	340	24	5	50	5	0.5	280	1.45	5800	8	2	110	6.8	4.50	56	7.7
116G	775240	7	589480	7226750	UKNN				1	00	01	6	220 0051212	72	8	5	6	1	0.1	285	0.25	2000	4	2	20	1.1			
116G	775243	7	587196	7225612	UKNN		2	6	6	00	01111	021	1051211	114	14	7	20	10	0.1	260	2.60	1200	2	4	50	3.0	0.14	10	6.8
116G	775244	7	586218	7225456	UKNN		5	15	6	00	01116	022	1051221	90	16	6	26	5	0.2	110	2.00	1560	2	2	60	4.0	0.12	10	7.2
116G	775245	7	592517	7248761	UKNN		2	5	6	00	01106	030	0051211	104	18	8	25	6	0.1	225	2.00	1800	1	2	40	4.0	0.02	10	6.6
116G	775246	7	590921	7248504	UKNN		3	5	6	00	01116	210	0051211	194	22	4	38	10	0.1	120	3.10	1620	1	2	70	3.5	0.10	26	7.3
116G	775247	7	590255	7245635	UKNN		2	4	6	00	01106	021	1051211	540	22	3	100	42	0.2	850	5.55	1220	5	2	120	4.9	0.18	46	7.5
116G	775248	7	592537	7240198	UKNN		3	20	6	00	01106	022	0051221	255	16	6	32	9	0.2	940	4.00	2050	3	2	140	3.4	0.10	24	7.0
116G	775249	7	587172	7245241	UKNN		5	10	6	00	01101	022	0051211	160	14	17	32	8	0.1	165	2.50	1140	1	2	100	3.3	0.04	26	6.8
116G	775250	7	584550	7246232	UKNN		1	2	6	00	01016	210	1151211	370	58	9	71	19	0.8	155	4.70	2650	2	2	200	3.9	0.36	30	7.2
116G	775251	7	583590	7245853	UKNN		3	10	6	00	01116	120	0051211	192	34	7	36	8	0.1	115	3.60	1400	1	2	150	4.1	0.20	34	7.5
116G	775252	7	583596	7242353	UKNN		2	3	6	10	01316	030	0051211	86	22	7	26	7	0.2	190	2.15	1180	1	2	40	3.3	0.14	30	6.9
116G	775253	7	583596	7242353	UKNN		2	3	6	20	01316	030	0051211	92	22	6	26	6	0.1	180	2.30	1220	1	2	40	3.0	0.12	30	6.8
116G	775254	7	581199	7241742	UKNN		4	10	6	00	01116	021	0051221	138	14	6	29	6	0.2	130	2.30	1560	1	2	60	3.5	0.12	20	7.1
116G	775255	7	585062	7238621	UKNN		5	3	6	00	01116	111	0051211	140	16	8	27	7	0.6	90	1.50	2650	2	2	60	4.6	0.02	20	7.2
116G	775256	7	584045	7238350	UKNN		2	6	6	00	01106	021	0051211	110	12	13	25	6	0.2	145	2.70	1520	1	2	70	3.3	0.02	10	6.5
116G	775257	7	580690	7238332	UKNN		3	2	6	00	01016	210	0051211	235	32	13	53	9	0.6	220	3.95	2200	2	2	120	4.3	0.14	30	7.3
116G	775258	7	578944	7241836	UKNN		4	3	6	00	01016	220	0051211	240	32	12	63	11	0.8	205	4.15	4450	3	2	130	3.9	0.36	34	7.9
116G	775259	7	579845	7244515	UKNN		2	2	6	00	01116	220	0051211	215	38	1	50	11	0.1	135	4.80	2450	2	2	160	4.0	0.14	38	7.5
116G	775260	7	578567	7247574	UKNN		4	10	6	00	01111	012	0051211	530	12	6	44170		0.15	700	010.80	2150	3	2	90	1.3	0.02	10	6.8
116G	775262	7	572673	7251507	UKNN		3	2	6	00	01111	030	1051211	160	14	6	35	5	0.5	95	1.65	1020	1	2	60	3.8	3.10	130	8.0
116G	775263	7	575908	7248863	UKNN		5	10	6	00	01111	030	0051211	132	12	6	29	5	0.4	55	2.30	980	2	2	60	3.8	2.30	130	8.1
116G	775264	7	577648	7245498	UKNN		6	5	6	00	01016	021	0051211	210	20	8	39	14	0.2	200	3.30	1400	1	2	90	3.9	2.10	86	8.1
116G	775265	7	577298	7241942	UKNN		4	2	6	00	01113	021	1051221	156	16	5	37	10	0.2	280	3.25	2000	1	2	80	3.5	0.14	34	8.0
116G	775266	7	576037	7243768	UKNN		3	2	6	00	01111	021	1051211	190	30	10	41	10	0.1	235	3.55	1560	1	2	130	4.5	0.24	30	7.4
116G	775267	7	573874	7239174	UKNN		8	3	6	00	01023	220	0051211	345	30	10	68	10	0.4	175	3.70	2000	2	2	110	4.3	0.24	120	7.5
116G	775268	7	570491	7244098	UKNN		5	10	6	00	01111	210	1051221	200	20	7	35	10	0.1	255	3.30	1280	1	2	90	3.3	0.24	30	8.0
116G	775269	7	571283	7245958	UKNN		6	10	6	00	01303	022	1051211	116	12	3	17	7	0.1	300	1.95	1020	1	2	40	3.0	0.20	26	7.0
116G	775270	7	570984	7258479	UKNN		2	1	6	00	01011	021	0051221	132	14	2	29	4	0.1	435	1.15	2650	5	2	60	4.3	0.36	10	7.8
116G	775271	7	570530	7263404	UKNN		3	2	6	00	01001	220	0051211	134	18	6	31	8	0.1	315	1.60	740	4	2	50	2.8	0.58	20	8.2
116G	775272	7	579430	7262608	UKNN		2	3	6	00	01111	012	0051211	250	26	12	44	5	0.1	445	1.30	4100	7	2	140	6.5	3.70	42	7.8
116G	775273	7	579526	7263122	UKNN		4	4	6	00	01026	120	0051221	66	6	18	5	1	0.1	415	0.30	6800	4	2	30	1.4	1.10	20	8.1
116G	775274	7	577573	7262002	UKNN		1	3	6	10	01001	021	0051211	156	14	6	24	2	0.1	760	0.90	4500	5	2	70	3.5	1.40	34	7.5
116G	775275	7	577573	7262002	UKNN		1	3	6	20	01001	021	0051211	138	12	5	21	3	0.1	710	0.75	5000	5	2	70	3.4	1.20	36	7.3
116G	775277	7	578373	7261410	UKNN		3	3	6	00	01021	022	0051211	915	20	7	68	8	0.1	260	1.80	7600	6	2	110	6.2	2.70	66	8.2
116G	775278	7	577065	7259012	UKNN		3	4	6	00	01021	220	0051221	148	32	3	35	5	0.2	130	1.55	1240	4	2	70	4.2	1.70	72	8.0
116G	775279	7	577974	7259016	UKNN				1	00	01	1	210 0051211	116	12	5	30	3	0.1	140	0.65	340	5	2	40	2.5			
116G	775280	7	576795	7257265	UKNN		4	3	6	00	01021	030	0051211	144	12	10	25	3	0.1	290	1.15	2500	4	2	50	2.8	2.00	66	8.2
116G	775282	7	578169	7254956	UKNN		2	10	6	00	01111	012	0051211	100	12	7	24	6	0.2	1000	2.30	720	1	2	90	2.6	0.66	66	7.5
116G	775284	7	575486	7253863	UKNN		3	8	6	00	01021	021	0051221	100	10	6	20	4	0.1	90	1.20	740	1	2	60	2.7	2.20	96	8.1
116G	775285	7	577759	7253147	UKNN		2	3	6	00	01016	210	0051221	180	22	10	39	9	0.1	120	3.20	1040	2	2	140	3.8	2.30	96	8.3
116G	775286	7	579683	7252704	UKNN		5	3	6	00	01021	021	0051211	80	8	4	19	5	0.1	120	1.35	680	1	2	40	2.7	2.80	96	8.2
116G	775287	7	584274	7251131	UKNN		3	10	6	00	01121	030	0051211	66	16	3	21	5	0.1	90	1.55	600	2	2	80	1.8	0.14	26	7.4

MAP	SAMPLE	UTM ZN	EAST	NORTH	ROCK TYPE	AGE	WD	DT	SAMP	RP ST	CBWRS OACAC NNOTO TKLEL	SMP CMP	PPPPTCS RRHAYLR PPYTPSC SBSTESE	ZN	CU	PB	NI	CO	AG	MN	FE	BA	MO	W	HG	U	U-W	F-W	PH
116G	775288	7	584947	7251142	UKNN		4	10	6	00	01101	030	0051211	76	12	6	11	6	0.1	85	1.50	1000	1	2	40	2.9	0.20	10	7.2
116G	775289	7	587337	7251625	UKNN		4	3	6	00	01023	210	0051211	240	22	10	45	22	0.1	190	3.45	1060	1	2	110	3.5	0.14	38	7.2
116G	775290	7	586942	7250972	UKNN		5	20	6	00	01021	030	0051121	235	20	6	48	9	0.4	220	2.45	4600	3	2	90	4.0	1.80	130	8.2
116G	775291	7	585421	7256191	UKNN		5	3	6	00	01023	210	0051211	1040	20	5	255	34	0.1	380	3.45	1580	3	2	70	8.2	1.90	260	8.3
116G	775292	7	583219	7257231	UKNN		3	8	6	00	01221	210	4451211	935	12	1	180	31	0.1	350	2.70	1320	2	2	50	5.4	2.30	280	8.0
116G	775293	7	585345	7259323	UKNN		10	3	6	00	01021	030	1151211	190	12	6	34	6	0.1	430	1.7099999		4	2	60	4.2	2.10	76	8.2
116G	775294	7	585752	7259411	UKNN		6	2	6	00	01021	030	0051211	70	6	5	18	4	0.1	110	0.95	4400	1	2	60	3.3	1.30	66	8.1
116G	775295	7	584598	7260506	UKNN		3	4	6	00	01021	030	0051211	235	16	5	38	7	0.1	380	1.50	4200	6	2	90	4.6	2.00	56	8.2
116G	775296	7	586568	7264097	UKNN		3	4	6	00	01021	030	0051211	62	6	14	6	1	0.1	390	0.40	1400	3	2	30	1.5	0.40	26	8.3
116G	775297	7	587160	7264407	UKNN		3	2	6	00	01011	030	0051211	90	12	4	21	4	0.1	175	0.95	760	5	2	60	2.8	1.60	36	8.1
116G	775298	7	589004	7262135	UKNN		5	3	6	00	01021	030	0051221	72	8	4	17	3	0.1	75	1.15	600	1	2	50	2.6	0.34	36	8.4
116G	775299	7	588101	7261648	UKNN		10	4	6	00	01031	030	0051221	124	8	20	15	2	0.1	350	0.75	4800	3	2	70	2.5	1.20	72	8.5
116G	775300	7	590794	7264538	UKNN		10	2	6	00	01021	210	0051221	94	8	6	21	5	0.1	110	1.35	580	2	2	70	2.7	0.30	56	8.4
116G	775302	7	591346	7257365	UKNN		4	2	6	00	01021	030	0051211	156	14	7	36	6	0.1	75	2.00	780	1	2	110	2.9	1.10	68	8.3
116G	775303	7	593999	7259163	UKNN		6	3	6	00	01021	210	0051221	104	12	7	25	5	0.1	65	1.45	700	1	2	50	3.2	0.74	110	8.3
116G	775304	7	594686	7259460	UKNN		4	2	6	00	01021	030	0051221	94	8	4	19	5	0.1	60	1.20	720	1	2	50	3.0	1.50	66	8.2
116G	775305	7	593680	7261609	UKNN		4	2	6	10	01021	030	0051221	74	6	3	16	4	0.1	55	0.95	620	1	2	50	3.1	0.84	68	8.5
116G	775306	7	593680	7261609	UKNN		4	2	6	20	01021	030	0051221	78	8	3	20	3	0.1	65	1.00	640	1	2	60	2.9	0.86	72	8.4
116G	775307	7	596253	7261629	UKNN		5	3	6	00	01021	030	0051221	154	12	5	34	5	0.4	145	1.45	900	1	2	80	3.5	1.90	120	8.1
116G	775308	7	599533	7262415	UKNN		1	2	6	00	01016	030	1151221	150	12	1	35	7	0.1	175	0.90	640	5	2	50	2.6	1.30	120	7.8
116G	775309	7	599025	7262366	UKNN		3	10	6	00	01311	030	4051211	855	18	1	105	20	0.1	510	7.45	1100	7	2	100	4.7	2.00	180	8.1
116G	775310	7	598095	7258366	UKNN		3	6	6	00	01321	030	0051211	104	14	6	25	5	0.1	90	1.55	720	2	2	60	3.7	4.00	190	8.2
116G	775311	7	598432	7258168	UKNN		3	6	6	00	01021	030	0051221	435	18	3	76	15	0.2	400	3.35	1860	6	2	130	4.0	2.10	160	8.1
116G	775312	7	595729	7253829	UKNN		10	4	6	00	01023	120	0051121	225	22	10	46	11	0.2	90	3.10	1860	3	2	140	4.4	2.30	150	8.5
116G	775313	7	599288	7254418	UKNN		2	5	6	00	01111	022	0051211	380	16	4	89	13	0.1	90	3.10	1180	3	2	80	4.9	0.02	60	7.2
116G	775314	7	600873	7255768	UKNN		3	10	6	00	01111	030	0051221	275	12	3	42	23	0.1	1450	4.00	1300	3	2	90	4.1	0.02	42	7.6
116G	775315	7	600276	7255763	UKNN		4	2	6	00	01021	220	0051221	225	18	5	52	10	0.1	250	2.05	1700	4	2	90	4.1	1.20	80	8.0
116G	775317	7	602442	7261926	UKNN		1	5	6	00	01011	030	0051211	100	12	5	17	4	0.1	85	1.70	820	1	2	70	2.8	0.02	56	7.6
116G	775318	7	601838	7261711	UKNN		1	2	6	00	01011	030	0051211	230	18	1	54	16	0.1	1150	1.60	500	6	2	80	2.6	1.10	86	8.3
116G	775319	7	614860	7263212	UKNN		5	3	6	00	01021	030	0051211	190	22	6	28	7	0.5	125	1.95	2500	2	2	80	5.7	0.24	76	7.4
116G	775320	7	611135	7262547	UKNN		8	2	6	00	01021	030	0051221	370	26	4	88	11	0.1	135	2.20	2500	11	2	80	6.8	1.70	120	8.2
116G	775322	7	605975	7265208	UKNN				1	00	01	1	300 0051221	80	22	2	26	5	0.1	190	1.05	1020	9	2	80	3.4	0.92	110	8.2
116G	775323	7	605701	7264714	UKNN		3	6	6	00	01021	030	0051221	200	22	1	53	7	0.1	145	1.35	940	11	2	90	4.6			
116G	775324	7	603700	7265017	UKNN				1	00	01	1	210 0051221	52	16	1	19	2	0.1	120	0.80	720	10	2	40	2.6			
116G	775325	7	604091	7260372	UKNN				1	00	01	3	120 0051222	325	26	3	64	10	0.2	230	2.35	1000	4	2	80	4.0			
116G	775326	7	604427	7256852	UKNN		4	5	6	00	01111	030	0051211	335	14	1	38	32	0.1	2350	8.85	1720	2	2	100	2.7	0.02	46	7.2
116G	775327	7	603964	7257056	UKNN		2	10	6	00	01111	030	0051221	325	20	5	41	15	0.1	1800	4.10	1380	1	2	110	4.0	0.16	50	7.7
116G	775328	7	596732	7247239	UKNN		2	4	6	00	01311	030	1051221	1160	30	1	125	21	0.1	700	8.05	1700	25	2	120	6.5	2.00	130	8.0
116G	775329	7	596167	7247171	UKNN		2	3	6	00	01013	030	0051211	245	28	10	57	10	0.2	225	2.80	2450	4	2	190	4.5	2.80	72	8.1
116G	775330	7	601329	7251580	UKNN		2	10	6	00	01013	300	0051211	190	32	9	40	9	0.2	260	3.85	2100	1	2	150	4.6	0.06	50	7.1
116G	775331	7	601927	7248752	UKNN		1	3	6	00	01101	022	0051211	220	14	1	34	8	0.3	1000	6.60	1760	4	2	120	3.6	0.26	66	8.0
116G	775332	7	603511	7246982	UKNN		5	2	6	00	01023	030	0051211	410	22	7	54	11	0.4	720	1.50	2800	7	2	120	5.3	1.60	68	8.3
116G	775333	7	602270	7242640	UKNN		1	1	6	00	01013	030	0051211	260	18	4	35	5	0.1	205	1.20	3800	6	2	70	6.5	0.96	46	8.2
116G	775334	7	600919	7240566	UKNN		4	10	6	10	01113	030	0051211	174	20	3	31	5	0.2	100	1.75	3700	3	2	70	5.9	0.16	46	7.4
116G	775335	7	600919	7240566	UKNN		4	10	6	20	01113	030	0051211	172	20	3	31	6	0.2	75	1.65	3300	2	2	70	6.2	0.22	46	7.4
116G	775337	7	597624	7241819	UKNN		6	15	6	00	01111	030	0051211	194	20	5	31	7	0.4	205	1.15	280	3	2	90	5.7	0.10	42	7.5
116G	775338	7	595539	7238419	UKNN		3	4	6	00	01021	030	0051211	335	28	7	56	14	0.4	605	2.15	4100	11	2	110	6.9	1.10	44	7.8
116G	775339	7	595560	7239149	UKNN				1	00	01	1	030 0051211	162	24	6	37	8	0.3	110	2.60	2250	6	2	80	5.0			
116G	775340	7	601666	7239351	UKNN		10	4	6	00	01021	300	0051221	265	12	3	31	2	0.1	260	0.60	2600	12	2	40	4.9	5.80	80	8.3
116G	775343	7	606684	7238602	UKNN		10	8	6	00	01033	220	0051121	460	42	8	100	9	0.1	250	2.00	6500	63	4	160	17.9	3.50	66	8.2

MAP	SAMPLE	UTM ZN	EAST	NORTH	ROCK TYPE	AGE	WD	DT	SAMP	RP ST	CBWRS OACAC NNOTO TKLEL	SMP CMP	PPPPTCS RRHAYLR PPYTPSC SBSTESE	ZN	CU	PB	NI	CO	AG	MN	FE	BA	MO	W	HG	U	U-W	F-W	PH
116G	775344	7	605077	7241833	UKNN		15	5	6	10	01033	220	0051121	390	32	5	65	5	0.1	240	1.05	8500	33	2	100	10.0	3.80	68	8.1
116G	775345	7	605077	7241833	UKNN		15	5	6	20	01033	220	0051121	405	36	6	69	5	0.1	245	1.05	9000	33	2	110	10.2	3.60	68	8.3
116G	775346	7	605935	7241920	UKNN		4	3	6	00	01023	030	0051211	325	20	8	48	5	0.1	285	1.30	6900	8	2	140	6.1	0.46	42	8.1
116G	775347	7	607647	7243352	UKNN		1	2	6	00	01011	030	0051211	52	6	3	4	1	0.1	270	0.25	3500	3	2	20	1.0	0.60	26	8.1
116G	775348	7	610554	7245079	UKNN		6	4	6	00	01021	030	0051211	46	6	17	4	1	0.1	285	0.40	300	3	2	20	1.1	0.18	10	8.1
116G	775349	7	609631	7244167	UKNN			1	00	01	1	030	0051211	88	6	10	4	1	0.1	290	0.30	900	4	2	20	1.0			
116G	775350	7	610497	7248103	UKNN		5	3	6	00	01011	120	0051221	48	6	13	3	1	0.1	275	0.40	500	3	2	20	1.1	0.12	10	8.3
116G	775351	7	610548	7251362	UKNN		2	2	6	00	01001	300	0051221	50	8	10	4	1	0.1	240	0.40	720	4	2	20	1.2	0.50	34	7.8
116G	775352	7	607496	7250645	UKNN		2	10	6	00	01111	030	0051221	94	14	5	25	5	0.1	115	1.35	1100	3	2	70	2.7	0.40	60	7.6
116G	775353	7	605574	7252180	UKNN		1	2	6	00	01111	030	0051211	186	12	6	29	14	0.1	1200	3.75	1120	1	2	110	3.8	0.02	38	7.7
116G	775354	7	606020	7252624	UKNN		1	3	6	00	01011	030	0051221	3240	18	1	470	115	0.1	3800	8.90	820	3	2	100	5.7	0.60	110	7.8
116G	775355	7	609547	7253219	UKNN		1	4	6	00	01111	022	0051211	225	14	3	40	9	0.1	305	6.60	1100	1	2	90	3.9	0.14	68	7.7
116G	775356	7	610003	7255289	UKNN		2	4	6	00	01311	030	1151221	1280	18	1	260	28	0.1	3101	0.40	1920	12	2	70	10.9	4.60	210	8.0
116G	775357	7	610365	7255314	UKNN		1	3	6	00	01111	030	0051211	156	18	8	32	7	0.1	100	2.25	1340	1	2	70	4.3	0.02	46	7.0
116G	775358	7	610820	7257193	UKNN		5	3	6	00	01021	030	0051221	315	32	14	68	15	0.2	235	3.85	2050	3	2	150	4.4	1.40	110	8.3
116G	775359	7	611053	7259308	UKNN		1	2	6	00	01011	300	0051211	82	46	25	20	3	1.0	25	5.30	1300	1	2	200	4.3	0.12	38	8.3
116G	775360	7	610378	7258846	UKNN		15	5	6	00	01033	030	0051121	184	28	12	41	7	0.2	90	3.25	2450	3	2	150	5.1	1.50	120	8.4
116G	775362	7	607524	7261387	UKNN		1	4	6	00	01011	030	0051211	220	18	4	42	7	0.2	200	1.60	1000	5	2	80	3.7	0.70	42	8.1
116G	775363	7	607008	7260658	UKNN			1	00	01	1	300	0051222	148	16	2	40	6	0.1	170	0.95	450	6	2	40	3.0			
116G	775364	7	612829	7254641	UKNN		2	5	6	00	01111	030	0051211	210	14	5	30	18	0.1	760	2.65	1300	1	2	80	3.6	0.02	30	7.5
116G	775365	7	612506	7255258	UKNN		3	5	6	00	01111	030	0051211	92	14	6	19	6	0.1	95	2.10	1040	1	2	50	3.2	0.02	30	6.9
116G	775366	7	613902	7251246	UKNN		5	3	6	00	01021	030	0051211	98	12	4	19	3	0.1	500	0.85	4200	4	2	40	4.2	0.44	38	8.2
116G	775367	7	613142	7249101	UKNN		4	3	6	10	01021	120	0051211	26	6	3	7	1	0.1	670	0.50	2000	2	2	30	1.5	0.06	20	8.0
116G	775368	7	613142	7249101	UKNN		4	3	6	20	01021	120	0051211	24	6	2	6	1	0.1	645	0.50	2100	2	2	20	1.4	0.08	10	8.1
116G	775369	7	615071	7248010	UKNN		10	3	6	00	01021	300	0051211	16	4	1	3	1	0.1	310	0.20	1000	3	2	10	1.0	0.08	10	8.3
116G	775370	7	614836	7250965	UKNN		8	3	6	00	01021	220	0051211	48	8	1	7	1	0.1	320	0.50	1080	4	2	20	1.4	0.54	30	8.2
116G	775371	7	625273	7250026	UKNN		5	5	6	00	01111	220	0051211	200	24	8	40	8	0.1	370	2.6599999		4	2	70	4.5	0.12	30	7.4
116G	775372	7	622194	7251323	UKNN		1	2	6	00	01011	030	0051211	245	24	8	42	8	0.1	300	2.50	3000	5	2	90	4.5	0.80	66	7.7
116G	775373	7	619261	7249576	UKNN		5	3	6	00	01021	220	0051221	280	20	3	44	4	0.1	290	1.3599999		10	2	80	6.8	3.50	96	8.2
116G	775374	7	619528	7246310	UKNN		6	2	6	00	01011	111	0051221	270	16	5	35	4	0.1	425	1.2099999		7	2	80	5.5	3.80	96	8.2
116G	775375	7	621117	7243321	UKNN		4	4	6	00	01023	022	0051221	365	22	7	51	5	0.1	255	1.3099999		8	2	190	7.0	4.70	110	7.9
116G	775376	7	618084	7242032	UKNN		3	3	6	00	01021	021	0051211	60	12	5	13	4	0.1	430	1.00	2950	3	2	60	2.1	0.48	52	8.0
116G	775377	7	617340	7241856	UKNN		8	5	6	00	01036	210	0051221	30	6	1	7	1	0.1	245	0.25	3900	5	2	20	1.6	1.60	48	8.0
116G	775379	7	617411	7245807	UKNN		15	3	6	00	01031	210	0051221	42	8	1	8	1	0.1	535	0.4099999		4	2	20	1.7	1.40	80	8.1
116G	775380	7	617922	7249954	UKNN		12	6	6	00	01031	120	1151221	78	8	1	15	1	0.1	415	0.50	5500	5	2	30	2.1	1.70	76	8.1
116G	775382	7	619247	7251653	UKNN		2	3	6	00	01011	030	0051211	265	26	9	49	9	0.1	495	2.20	2800	5	2	100	4.9	0.56	76	8.0
116G	775383	7	616650	7252555	UKNN		4	3	6	00	01021	022	1151221	2080	16	3	490	90	0.1	1200	3.95	2650	2	2	50	4.9	0.90	165	8.2
116G	775384	7	617695	7254433	UKNN		3	3	6	00	01023	111	0051211	265	20	6	55	10	0.1	200	1.95	1900	1	2	60	3.9	0.62	98	8.0
116G	775385	7	619225	7259746	UKNN		2	10	6	00	01111	111	0051211	215	16	7	37	12	0.1	440	2.85	1320	1	2	60	3.6	0.20	70	7.6
116G	775386	7	618170	7259692	UKNN		2	5	6	00	01111	030	0051211	100	14	5	17	7	0.1	195	1.85	1240	1	2	50	3.2	0.10	60	7.4
116G	775387	7	617028	7260418	UKNN		1	6	6	00	01111	012	1051211	116	12	4	19	8	0.1	180	2.75	1000	1	2	70	2.7	0.02	52	6.6
116G	775388	7	616953	7261308	UKNN		1	5	6	00	01101	012	0051211	200	12	2	17	23	0.1	3250	3.70	1020	2	2	100	1.5	0.02	48	6.6
116G	775389	7	618062	7263135	UKNN		2	5	6	00	01101	022	0051211	285	16	6	33	8	0.1	625	2.30	1480	1	2	90	4.0	0.54	60	7.5
116G	775390	7	617118	7264173	UKNN		3	3	6	10	01021	120	0051211	265	26	7	65	8	0.2	150	2.05	2450	6	2	80	6.2	1.40	80	7.8
116G	775391	7	617118	7264173	UKNN		3	3	6	20	01021	120	0051211	275	26	8	64	9	0.1	160	2.15	2500	8	2	80	6.2	2.00	90	7.9
116G	775392	7	620057	7266097	UKNN		4	5	6	00	01101	021	0051211	152	16	4	30	9	0.1	840	2.10	920	1	2	110	2.7	0.34	56	7.3
116G	775393	7	621969	7266093	UKNN		3	10	6	00	01111	022	1051221	275	20	6	38	10	0.1	345	2.60	1920	2	2	110	3.8	0.40	60	7.4
116G	775395	7	622207	7260940	UKNN		2	10	6	00	01111	022	1051211	122	14	4	20	5	0.1	150	1.85	1480	1	2	50	4.5	0.20	70	7.2
116G	775396	7	622460	7260228	UKNN		2	5	6	00	01113	021	0051211	124	16	5	21	6	0.1	130	1.60	1380	1	2	60	3.5	0.02	52	7.0
116G	775397	7	628125	7258995	UKNN		4	5	6	00	01113	120	0051221	186	18	8	43	7	0.3	210	2.05	1860	1	2	90	4.1	0.60	64	7.0

REGIONAL STREAM SEDIMENT AND WATER GEOCHEMICAL RECONNAISSANCE DATA, YUKON TERRITORY 1977. GSC-OF 520, NGR 31-1977, NTS 116B,C,F,G

MAP	SAMPLE	UTM ZN	UTM EAST	UTM NORTH	ROCK TYPE	AGE	WD	DT	SAMP	RP ST	CBWRS OACAC NNOTO TKLEL	SMP CMP	PPPPTCS RRHAYLR PPYTPSC SBSTESE	ZN	CU	PB	NI	CO	AG	MN	FE	BA	MO	W	HG	U	U-W	F-W	PH
116G	775398	7	628077	7260533	UKNN		3	5	6	00	01023	111	0051221	385	24	9	61	12	0.3	330	2.60	1780	2	2	110	4.3	0.24	64	7.6
116G	775399	7	626624	7261641	UKNN		5	20	6	00	01111	030	0051221	250	18	6	37	8	0.1	170	1.55	1900	1	2	70	4.3	0.30	60	7.4
116G	775400	7	628631	7264457	UKNN		2	3	6	00	11011	120	0051211	225	22	5	47	6	0.1	250	1.70	3400	7	2	70	4.3	1.30	110	7.6
116G	775402	7	631502	7263669	UKNN		3	3	6	00	01026	120	0051211	260	28	3	42	3	0.1	150	0.90	7700	15	2	100	7.3	0.64	76	7.5
116G	775403	7	632069	7264576	UKNN		2	2	6	00	01021	111	0051211	200	16	4	30	5	0.1	165	1.05	3350	6	2	80	6.0	18.60	130	7.8
116G	775404	7	635144	7264207	UKNN		6	3	6	00	01021	021	0051211	225	22	4	35	3	0.1	210	0.85	7600	11	2	90	6.0	5.00	110	8.1
116G	775405	7	635174	7263693	UKNN		6	3	6	00	01026	030	0051221	200	20	4	33	2	0.1	255	0.85	6000	10	2	80	5.7	1.00	80	8.3
116G	775406	7	637226	7260321	UKNN		15	4	6	00	01036	120	0051121	72	14	1	14	1	0.1	315	0.4099999	4	2	50	2.8	1.10	76	8.0
116G	775407	7	637301	7259412	UKNN		8	5	6	00	01036	210	0051111	82	16	1	18	1	0.1	300	0.5099999	5	2	60	3.7	1.00	64	7.9
116G	775408	7	634436	7259641	UKNN		10	10	6	10	01031	220	0051121	58	12	1	12	1	0.1	300	0.4099999	5	2	40	2.5	1.30	70	8.0
116G	775409	7	634436	7259641	UKNN		10	10	6	20	01031	030	0051121	72	12	2	15	1	0.1	305	0.4099999	4	2	50	3.0	1.20	64	8.0
116G	775410	7	633779	7258423	UKNN		10	2	6	00	01023	030	0051221	325	34	6	54	4	0.1	225	1.05	4250	10	2	150	8.4	1.90	76	8.0
116G	775411	7	635452	7256234	UKNN		2	10	6	00	01111	030	0051211	655	50	10	105	8	1.0	200	1.60	1600	17	2	290	9.5	3.50	150	7.8
116G	775412	7	634688	7255829	UKNN		3	6	6	00	01026	111	0051211	360	32	7	52	4	0.2	210	1.05	5350	9	2	200	5.9	1.40	130	8.2
116G	775413	7	630535	7259803	UKNN		3	2	6	00	01011	022	0051211	130	22	6	35	9	0.1	385	1.75	1000	5	2	90	3.1	0.30	90	7.9
116G	775414	7	630319	7256862	UKNN			1	00	01	1	021	0051211	186	16	17	27	4	0.1	325	1.10	1740	5	2	130	2.7			
116G	775415	7	628295	7255203	UKNN		4	2	6	00	01021	021	0051211	285	26	7	60	9	0.1	310	2.15	4150	8	2	90	5.2	0.44	70	8.0
116G	775416	7	625933	7256104	UKNN		3	3	6	00	01021	021	0051211	72	10	6	11	1	0.1	285	0.60	3900	5	2	50	2.2	1.30	60	8.1
116G	775417	7	625961	7254134	UKNN		10	3	6	00	01021	120	0051211	148	18	4	27	4	0.1	305	1.05	4500	5	2	70	3.4	0.84	130	8.1
116G	775419	7	624909	7252383	UKNN		4	10	6	00	01003	012	0051211	300	22	5	97	23	0.2	1100	2.10	1300	3	2	110	3.3	0.50	76	7.6
116G	775420	7	629082	7245240	UKNN		3	4	6	00	01011	022	0051211	365	34	7	87	16	0.4	535	2.10	2300	15	2	160	10.4	3.30	70	7.7
116G	775422	7	630995	7245439	UKNN		2	4	6	00	01113	030	0051211	124	16	6	30	5	0.3	125	1.90	2150	1	2	70	4.3	0.26	60	7.2
116G	775423	7	628964	7243265	UKNN		6	3	6	00	01023	021	0051211	305	24	5	60	6	0.1	290	1.10	1920	8	2	100	5.7	6.00	86	8.0
116G	775424	7	631200	7239963	UKNN		6	3	6	00	01023	120	0051221	410	30	6	77	7	0.2	250	1.60	4100	17	2	100	7.3	6.20	140	8.1
116G	775426	7	631759	7240012	UKNN		8	10	6	00	01011	021	0051211	455	30	19	86	9	0.2	495	1.85	5400	12	2	150	6.4	0.82	80	7.3
116G	775427	7	625918	7239104	UKNN		4	10	6	10	01311	220	1151211	186	18	1	40	2	0.1	4521	.00	540	12	2	60	6.2	4.10	8250	2.4
116G	775428	7	625918	7239104	UKNN		4	10	6	20	01311	220	1151211	130	14	1	27	1	0.1	2524	.50	740	10	2	50	4.3	2.90	7500	2.4
116G	775429	7	635171	7252322	UKNN		4	3	6	00	01023	022	0051211	225	26	5	37	8	0.1	380	1.60	2350	5	2	130	5.8	0.58	56	7.4
116G	775430	7	631066	7249015	UKNN		5	3	6	00	01021	021	0051211	196	22	4	33	7	0.1	470	1.30	4350	5	2	90	5.3	0.80	60	7.6
116G	775431	7	631261	7248170	UKNN		4	10	6	00	01113	021	0051211	90	10	4	15	5	0.1	135	1.35	1140	1	2	40	3.2	0.14	40	6.9
116G	775432	7	631069	7247497	UKNN		8	10	6	00	01111	022	0051121	158	14	5	29	10	0.2	265	2.00	1520	1	2	60	4.0	0.40	48	7.1
116G	775433	7	634723	7247755	UKNN		2	6	6	00	01111	021	0051211	136	12	5	26	9	0.1	265	2.45	1440	1	2	70	3.3	0.14	36	7.4
116G	775434	7	637757	7249082	UKNN		3	5	6	00	01111	012	0051211	174	14	5	29	10	0.2	825	3.05	2050	1	2	90	3.6	0.30	40	7.4
116G	775435	7	636332	7245198	UKNN		4	20	6	00	01111	021	0051211	152	18	5	33	9	0.3	205	1.60	1840	1	2	60	4.2	0.22	48	6.9
116G	775436	7	637120	7245190	UKNN		1	2	6	00	01301	030	0051221	100	18	1	41	6	0.2	90	5.75	800	1	2	70	3.2	0.72	110	5.4
116G	775437	7	637222	7245679	UKNN		5	3	6	00	01021	021	1051221	255	24	6	54	16	0.2	260	3.60	3400	3	2	90	4.2	0.50	44	7.5
116G	775438	7	637624	7243289	UKNN		2	5	6	00	01111	022	0051211	106	18	7	27	5	0.3	140	1.80	2250	3	2	70	4.8	0.30	48	6.5
116G	775439	7	638374	7243370	UKNN		2	10	6	00	01116	021	0051211	104	16	7	28	7	0.1	120	2.30	1860	2	2	50	4.6	0.16	52	6.0

VARIABLE NAME: ZN SMSM | UNIT OF MEASUREMENT: PPM | DATA SUBSET: TOTAL

HISTOGRAM

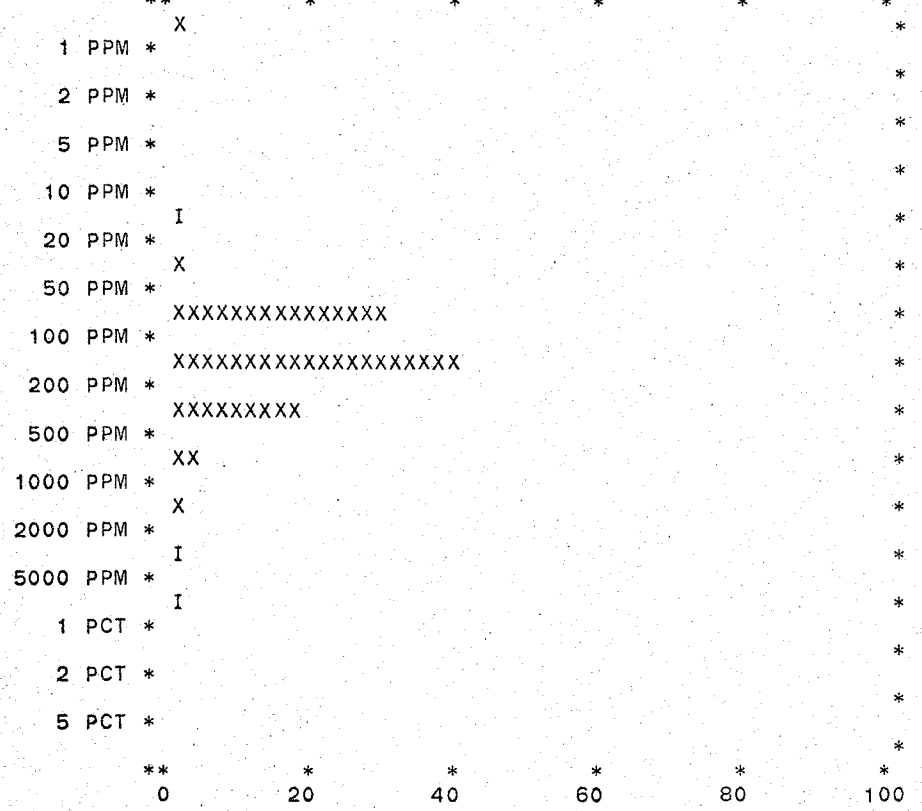

	N	%	CUM %
1 PPM	27	1.55	1.55
2 PPM			
5 PPM			
10 PPM			
20 PPM	1	.06	1.61
50 PPM	50	2.88	4.49
100 PPM	533	30.67	35.16
200 PPM	689	39.64	74.80
500 PPM	322	18.53	93.33
1000 PPM	77	4.43	97.76
2000 PPM	27	1.55	99.31
5000 PPM	10	.58	99.88
1 PCT	2	.12	100.00
2 PCT			
5 PCT			

SUMMARY STATISTICS

TOTAL NUMBER OF SAMPLES	1738
NUMBER OF ZERO VALUE SAMPLES	27
NUMBER OF NON-ZERO SAMPLES	1711
ARITHMETIC MEAN	215.7762
VARIANCE	*********
STANDARD DEVIATION	359.9206
SKEW	9.9165
EXCESS KURTOSIS	151.7419
COEFFICIENT OF VARIANCE, %	166.8028
STANDARD ERROR OF THE MEAN	8.7013
LOWER 95% LIMIT ON THE MEAN	198.7050
UPPER 95% LIMIT ON THE MEAN	232.8473
LOWER 95% LIMIT ON THE RANGE	-490.3597
UPPER 95% LIMIT ON THE RANGE	921.9120
GEOMETRIC MEAN	146.4901
LOG10 MEAN	2.1658
LOG10 VARIANCE	.1050
LOG10 STANDARD DEVIATION	.3241
STANDARD ERROR ON THE MEAN	.0078
LOWER 95% LIMIT ON THE MEAN	141.3963
UPPER 95% LIMIT ON THE MEAN	151.7673
LOWER 95% LIMIT ON THE RANGE	33.8875
UPPER 95% LIMIT ON THE RANGE	633.2521
MINIMUM VALUE	16.0000
25TH PERCENTILE OR 1ST QUARTILE	88.0000
50TH PERCENTILE OR MEDIAN	128.0000
75TH PERCENTILE OR 3RD QUARTILE	207.0000
80TH PERCENTILE	240.0000
90TH PERCENTILE	390.0000
95TH PERCENTILE	630.0000
98TH PERCENTILE	1140.0000
99TH PERCENTILE	1520.0000
MAXIMUM VALUE	7600.0000

VARIABLE NAME: CU SMSM
UNIT OF MEASUREMENT: PPM
DATA SUBSET: TOTAL

HISTOGRAM

		N	%	CUM %
100 PPB	X	27	1.55	1.55
200 PPB				
500 PPB				
1 PPM				
2 PPM	I	1	.06	1.61
5 PPM	XXX	107	6.16	7.77
10 PPM	XXXXXXXXXXXXXXXX	595	34.23	42.00
20 PPM	XXXXXXXXXXXXXXXXXXXXXXXX	823	47.35	89.36
50 PPM	XXXXX	165	9.49	98.85
100 PPM	X	19	1.09	99.94
200 PPM	I	1	.06	100.00
500 PPM				
1000 PPM				
2000 PPM				
5000 PPM				

0 20 40 60 80 100

PERCENT

SUMMARY STATISTICS

TOTAL NUMBER OF SAMPLES	1738
NUMBER OF ZERO VALUE SAMPLES	27
NUMBER OF NON-ZERO SAMPLES	1711
ARITHMETIC MEAN	28.9059
VARIANCE	418.8186
STANDARD DEVIATION	20.4651
SKEW	2.9029
EXCESS KURTOSIS	14.6643
COEFFICIENT OF VARIANCE, %	70.7989
STANDARD ERROR OF THE MEAN	.4948
LOWER 95% LIMIT ON THE MEAN	27.9352
UPPER 95% LIMIT ON THE MEAN	29.8766
LOWER 95% LIMIT ON THE RANGE	-11.2449
UPPER 95% LIMIT ON THE RANGE	69.0567
GEOMETRIC MEAN	24.1777
LOG10 MEAN	1.3834
LOG10 VARIANCE	.0629
LOG10 STANDARD DEVIATION	.2508
STANDARD ERROR ON THE MEAN	.0061
LOWER 95% LIMIT ON THE MEAN	23.5243
UPPER 95% LIMIT ON THE MEAN	24.8492
LOWER 95% LIMIT ON THE RANGE	7.7855
UPPER 95% LIMIT ON THE RANGE	75.0834
MINIMUM VALUE	4.0000
25TH PERCENTILE OR 1ST QUARTILE	16.0000
50TH PERCENTILE OR MEDIAN	24.0000
75TH PERCENTILE OR 3RD QUARTILE	34.0000
80TH PERCENTILE	38.0000
90TH PERCENTILE	53.0000
95TH PERCENTILE	68.0000
98TH PERCENTILE	91.0000
99TH PERCENTILE	102.0000
MAXIMUM VALUE	228.0000

VARIABLE NAME: PB SMSM | UNIT OF MEASUREMENT: PPM | DATA SUBSET: TOTAL

HISTOGRAM



	N	%	CUM %
10 PPB	27	1.55	1.55
20 PPB			
50 PPB			
100 PPB			
200 PPB			
500 PPB			
1 PPM	47	2.70	4.26
2 PPM	22	1.27	5.52
5 PPM	303	17.43	22.96
10 PPM	646	37.17	60.13
20 PPM	366	21.06	81.19
50 PPM	239	13.75	94.94
100 PPM	65	3.74	98.68
200 PPM	18	1.04	99.71
500 PPM	3	.17	99.88
1000 PPM	2	.12	100.00
2000 PPM			
5000 PPM			

SUMMARY STATISTICS

TOTAL NUMBER OF SAMPLES	1738
NUMBER OF ZERO VALUE SAMPLES	27
NUMBER OF NON-ZERO SAMPLES	1711
ARITHMETIC MEAN	16.7323
VARIANCE	1091.9084
STANDARD DEVIATION	33.0440
SKEW	11.3879
EXCESS KURTOSIS	182.2412
COEFFICIENT OF VARIANCE, %	197.4863
STANDARD ERROR OF THE MEAN	.7989
LOWER 95% LIMIT ON THE MEAN	15.1650
UPPER 95% LIMIT ON THE MEAN	18.2996
LOWER 95% LIMIT ON THE RANGE	-48.0975
UPPER 95% LIMIT ON THE RANGE	81.5621
GEOMETRIC MEAN	10.0400
LOG10 MEAN	1.0017
LOG10 VARIANCE	.1561
LOG10 STANDARD DEVIATION	.3950
STANDARD ERROR ON THE MEAN	.0096
LOWER 95% LIMIT ON THE MEAN	9.6161
UPPER 95% LIMIT ON THE MEAN	10.4826
LOWER 95% LIMIT ON THE RANGE	1.6854
UPPER 95% LIMIT ON THE RANGE	59.8082
MINIMUM VALUE	1.0000
25TH PERCENTILE OR 1ST QUARTILE	6.0000
50TH PERCENTILE OR MEDIAN	9.0000
75TH PERCENTILE OR 3RD QUARTILE	16.0000
80TH PERCENTILE	20.0000
90TH PERCENTILE	34.0000
95TH PERCENTILE	53.0000
98TH PERCENTILE	82.0000
99TH PERCENTILE	118.0000
MAXIMUM VALUE	680.0000

VARIABLE NAME	UNIT OF MEASUREMENT	DATA SUBSET
NI SMSM	PPM	TOTAL

HISTOGRAM

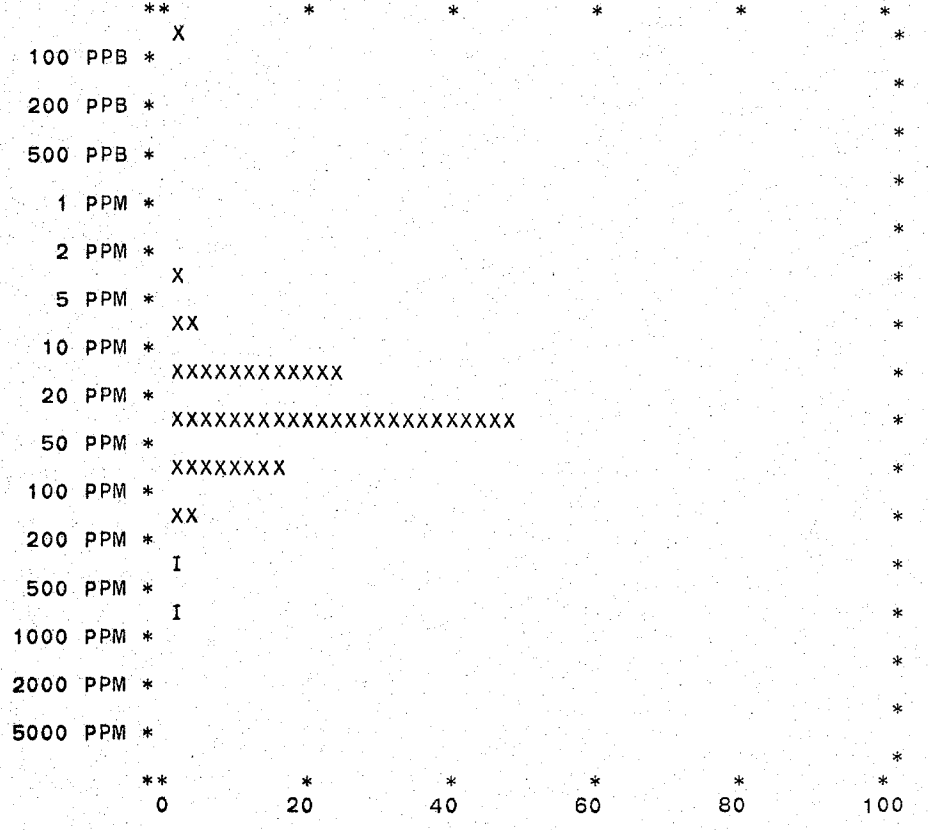

	N	%	CUM %
	27	1.55	1.55
	31	1.78	3.34
	79	4.55	7.88
	407	23.42	31.30
	835	48.04	79.34
	267	15.36	94.71
	76	4.37	99.08
	15	.86	99.94
	1	.06	100.00

SUMMARY STATISTICS

TOTAL NUMBER OF SAMPLES	1738
NUMBER OF ZERO VALUE SAMPLES	27
NUMBER OF NON-ZERO SAMPLES	1711
ARITHMETIC MEAN	40.5213
VARIANCE	2110.7292
STANDARD DEVIATION	45.9427
SKEW	8.3232
EXCESS KURTOSIS	130.3315
COEFFICIENT OF VARIANCE, %	113.3790
STANDARD ERROR OF THE MEAN	1.1107
LOWER 95% LIMIT ON THE MEAN	38.3423
UPPER 95% LIMIT ON THE MEAN	42.7004
LOWER 95% LIMIT ON THE RANGE	-49.6146
UPPER 95% LIMIT ON THE RANGE	130.6572
GEOMETRIC MEAN	30.0864
LOG10 MEAN	1.4784
LOG10 VARIANCE	.1026
LOG10 STANDARD DEVIATION	.3203
STANDARD ERROR ON THE MEAN	.0077
LOWER 95% LIMIT ON THE MEAN	29.0520
UPPER 95% LIMIT ON THE MEAN	31.1576
LOWER 95% LIMIT ON THE RANGE	7.0777
UPPER 95% LIMIT ON THE RANGE	127.8933
MINIMUM VALUE	3.0000
25TH PERCENTILE OR 1ST QUARTILE	19.0000
50TH PERCENTILE OR MEDIAN	30.0000
75TH PERCENTILE OR 3RD QUARTILE	46.0000
80TH PERCENTILE	52.0000
90TH PERCENTILE	76.0000
95TH PERCENTILE	105.0000
98TH PERCENTILE	150.0000
99TH PERCENTILE	200.0000
MAXIMUM VALUE	1000.0000

VARIABLE NAME: CO SMSM
UNIT OF MEASUREMENT: PPM
DATA SUBSET: TOTAL

HISTOGRAM



	N	%	CUM %
10 PPB	27	1.55	1.55
20 PPB			
50 PPB			
100 PPB			
200 PPB			
500 PPB			
1 PPM	46	2.65	4.20
2 PPM	30	1.73	5.93
5 PPM	261	15.02	20.94
10 PPM	652	37.51	58.46
20 PPM	554	31.88	90.33
50 PPM	156	8.98	99.31
100 PPM	8	.46	99.77
200 PPM	3	.17	99.94
500 PPM	1	.06	100.00
1000 PPM			
2000 PPM			
5000 PPM			

SUMMARY STATISTICS

TOTAL NUMBER OF SAMPLES	1738
NUMBER OF ZERO VALUE SAMPLES	27
NUMBER OF NON-ZERO SAMPLES	1711
ARITHMETIC MEAN	11.8118
VARIANCE	200.9213
STANDARD DEVIATION	14.1747
SKEW	16.6167
EXCESS KURTOSIS	426.7747
COEFFICIENT OF VARIANCE, %	120.0043
STANDARD ERROR OF THE MEAN	.3427
LOWER 95% LIMIT ON THE MEAN	11.1395
UPPER 95% LIMIT ON THE MEAN	12.4841
LOWER 95% LIMIT ON THE RANGE	-15.9978
UPPER 95% LIMIT ON THE RANGE	39.6214
GEOMETRIC MEAN	9.1714
LOG10 MEAN	.9624
LOG10 VARIANCE	.0951
LOG10 STANDARD DEVIATION	.3084
STANDARD ERROR ON THE MEAN	.0075
LOWER 95% LIMIT ON THE MEAN	8.8676
UPPER 95% LIMIT ON THE MEAN	9.4855
LOWER 95% LIMIT ON THE RANGE	2.2770
UPPER 95% LIMIT ON THE RANGE	36.9412
MINIMUM VALUE	1.0000
25TH PERCENTILE OR 1ST QUARTILE	6.0000
50TH PERCENTILE OR MEDIAN	10.0000
75TH PERCENTILE OR 3RD QUARTILE	14.0000
80TH PERCENTILE	15.0000
90TH PERCENTILE	20.0000
95TH PERCENTILE	27.0000
98TH PERCENTILE	35.0000
99TH PERCENTILE	42.0000
MAXIMUM VALUE	420.0000

VARIABLE NAME	UNIT OF MEASUREMENT	DATA SUBSET
AG SMSM	PPM	TOTAL

HISTOGRAM

	N	%	CUM %
1 PPB	27	1.55	1.55
2 PPB			
5 PPB			
10 PPB			
20 PPB			
50 PPB			
100 PPB	1258	72.38	73.94
200 PPB	190	10.93	84.87
500 PPB	134	7.71	92.58
1 PPM	92	5.29	97.87
2 PPM	27	1.55	99.42
5 PPM	10	.58	100.00
10 PPM			
20 PPM			
50 PPM			

PERCENT

SUMMARY STATISTICS

TOTAL NUMBER OF SAMPLES	1738
NUMBER OF ZERO VALUE SAMPLES	27
NUMBER OF NON-ZERO SAMPLES	1711
ARITHMETIC MEAN	.2079
VARIANCE	.1117
STANDARD DEVIATION	.3342
SKEW	6.6908
EXCESS KURTOSIS	64.0672
COEFFICIENT OF VARIANCE, %	160.7556
STANDARD ERROR OF THE MEAN	.0081
LOWER 95% LIMIT ON THE MEAN	.1920
UPPER 95% LIMIT ON THE MEAN	.2237
LOWER 95% LIMIT ON THE RANGE	-.4478
UPPER 95% LIMIT ON THE RANGE	.8636
GEOMETRIC MEAN	.1420
LOG10 MEAN	-.8478
LOG10 VARIANCE	.0885
LOG10 STANDARD DEVIATION	.2975
STANDARD ERROR ON THE MEAN	.0072
LOWER 95% LIMIT ON THE MEAN	.1374
UPPER 95% LIMIT ON THE MEAN	.1467
LOWER 95% LIMIT ON THE RANGE	.0370
UPPER 95% LIMIT ON THE RANGE	.5444
MINIMUM VALUE	.1000
25TH PERCENTILE OR 1ST QUARTILE	.1000
50TH PERCENTILE OR MEDIAN	.1000
75TH PERCENTILE OR 3RD QUARTILE	.2000
80TH PERCENTILE	.2000
90TH PERCENTILE	.4000
95TH PERCENTILE	.7000
98TH PERCENTILE	1.2000
99TH PERCENTILE	1.6000
MAXIMUM VALUE	5.0000

VARIABLE NAME	UNIT OF MEASUREMENT	DATA SUBSET
MN SMSM	PPM	TOTAL

HISTOGRAM

		N	%	CUM %
1 PPM	X	27	1.55	1.55
2 PPM				
5 PPM				
10 PPM	I	1	.06	1.61
20 PPM	I	8	.46	2.07
50 PPM	XX	63	3.62	5.70
100 PPM	XXXXXXX	236	13.58	19.28
200 PPM	XXXXXXXXXXXXXXXXXXXXX	775	44.59	63.87
500 PPM	XXXXXXXXXXXX	449	25.83	89.70
1000 PPM	XXXX	146	8.40	98.10
2000 PPM	X	23	1.32	99.42
5000 PPM	I	4	.23	99.65
1 PCT	I	3	.17	99.83
2 PCT	I	1	.06	99.88
5 PCT	I	2	.12	100.00
10 PCT				
20 PCT				
50 PCT				

0 20 40 60 80 100

PERCENT

SUMMARY STATISTICS

TOTAL NUMBER OF SAMPLES	1738
NUMBER OF ZERO VALUE SAMPLES	27
NUMBER OF NON-ZERO SAMPLES	1711
ARITHMETIC MEAN	650.3828
VARIANCE	**********
STANDARD DEVIATION	2449.3575
SKEW	24.2600
EXCESS KURTOSIS	663.3969
COEFFICIENT OF VARIANCE, %	376.6024
STANDARD ERROR OF THE MEAN	59.2144
LOWER 95% LIMIT ON THE MEAN	534.2089
UPPER 95% LIMIT ON THE MEAN	766.5568
LOWER 95% LIMIT ON THE RANGE	-4155.0632
UPPER 95% LIMIT ON THE RANGE	5455.8288
GEOMETRIC MEAN	402.5955
LOG10 MEAN	2.6049
LOG10 VARIANCE	.1228
LOG10 STANDARD DEVIATION	.3505
STANDARD ERROR ON THE MEAN	.0085
LOWER 95% LIMIT ON THE MEAN	387.4771
UPPER 95% LIMIT ON THE MEAN	418.3038
LOWER 95% LIMIT ON THE RANGE	82.6562
UPPER 95% LIMIT ON THE RANGE	1960.9319
MINIMUM VALUE	20.0000
25TH PERCENTILE OR 1ST QUARTILE	250.0000
50TH PERCENTILE OR MEDIAN	410.0000
75TH PERCENTILE OR 3RD QUARTILE	650.0000
80TH PERCENTILE	750.0000
90TH PERCENTILE	1040.0000
95TH PERCENTILE	1410.0000
98TH PERCENTILE	2000.0000
99TH PERCENTILE	2900.0000
MAXIMUM VALUE	75000.0000

VARIABLE NAME: FE SMSM | UNIT OF MEASUREMENT: PCT | DATA SUBSET: TOTAL

HISTOGRAM

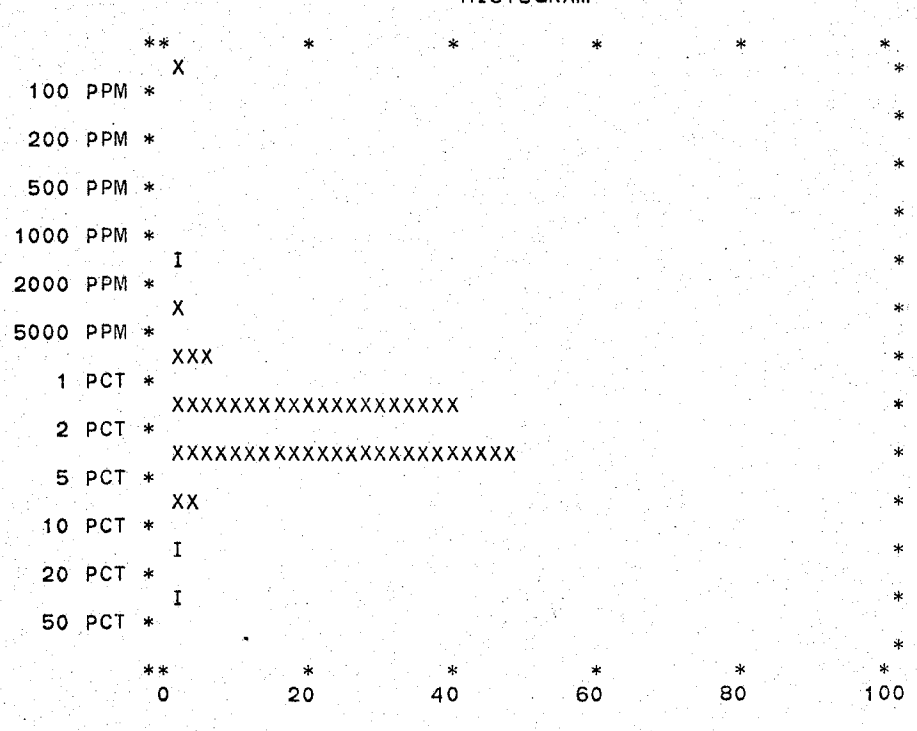

	N	%	CUM %
100 PPM	27	1.55	1.55
200 PPM			
500 PPM			
1000 PPM			
2000 PPM	2	.12	1.67
5000 PPM	37	2.13	3.80
1 PCT	95	5.47	9.26
2 PCT	684	39.36	48.62
5 PCT	826	47.53	96.14
10 PCT	53	3.05	99.19
20 PCT	7	.40	99.60
50 PCT	7	.40	100.00

SUMMARY STATISTICS

TOTAL NUMBER OF SAMPLES	1738
NUMBER OF ZERO VALUE SAMPLES	27
NUMBER OF NON-ZERO SAMPLES	1711
ARITHMETIC MEAN	2.4384
VARIANCE	3.9113
STANDARD DEVIATION	1.9777
SKEW	7.1442
EXCESS KURTOSIS	76.3631
COEFFICIENT OF VARIANCE, %	81.1070
STANDARD ERROR OF THE MEAN	.0478
LOWER 95% LIMIT ON THE MEAN	2.3446
UPPER 95% LIMIT ON THE MEAN	2.5322
LOWER 95% LIMIT ON THE RANGE	-1.4417
UPPER 95% LIMIT ON THE RANGE	6.3185
GEOMETRIC MEAN	2.0709
LOG10 MEAN	.3162
LOG10 VARIANCE	.0584
LOG10 STANDARD DEVIATION	.2417
STANDARD ERROR ON THE MEAN	.0058
LOWER 95% LIMIT ON THE MEAN	2.0170
UPPER 95% LIMIT ON THE MEAN	2.1263
LOWER 95% LIMIT ON THE RANGE	.6951
UPPER 95% LIMIT ON THE RANGE	6.1700
MINIMUM VALUE	.2000
25TH PERCENTILE OR 1ST QUARTILE	1.6000
50TH PERCENTILE OR MEDIAN	2.1000
75TH PERCENTILE OR 3RD QUARTILE	2.8000
80TH PERCENTILE	3.0500
90TH PERCENTILE	3.7500
95TH PERCENTILE	4.6000
98TH PERCENTILE	6.4000
99TH PERCENTILE	8.9000
MAXIMUM VALUE	32.2500

VARIABLE NAME: BA SMSM
UNIT OF MEASUREMENT: PPM
DATA SUBSET: TOTAL

HISTOGRAM

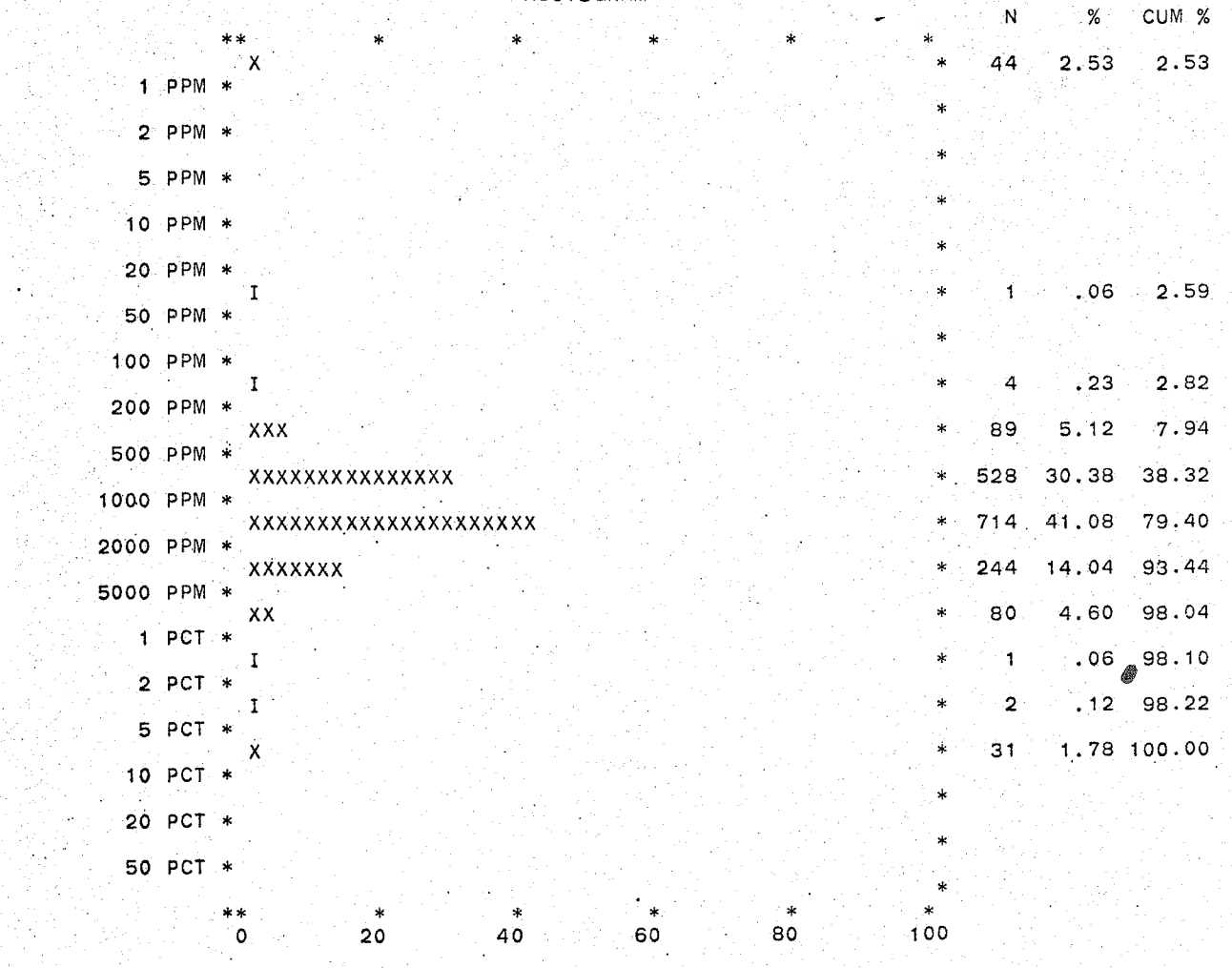

	N	%	CUM %
X	44	2.53	2.53
I	1	.06	2.59
I	4	.23	2.82
XXX	89	5.12	7.94
XXXXXXXXXXXXXX	528	30.38	38.32
XXXXXXXXXXXXXXXXXXXX	714	41.08	79.40
XXXXXXX	244	14.04	93.44
XX	80	4.60	98.04
I	1	.06	98.10
I	2	.12	98.22
X	31	1.78	100.00

SUMMARY STATISTICS

TOTAL NUMBER OF SAMPLES	1738
NUMBER OF ZERO VALUE SAMPLES	44
NUMBER OF NON-ZERO SAMPLES	1694
ARITHMETIC MEAN	3476.4215
VARIANCE	**********
STANDARD DEVIATION	13286.2754
SKEW	7.0232
EXCESS KURTOSIS	48.0419
COEFFICIENT OF VARIANCE, %	382.1825
STANDARD ERROR OF THE MEAN	322.8097
LOWER 95% LIMIT ON THE MEAN	2843.0938
UPPER 95% LIMIT ON THE MEAN	4109.7492
LOWER 95% LIMIT ON THE RANGE	**********
UPPER 95% LIMIT ON THE RANGE	29543.0694
GEOMETRIC MEAN	1394.0971
LOG10 MEAN	3.1443
LOG10 VARIANCE	.1480
LOG10 STANDARD DEVIATION	.3847
STANDARD ERROR ON THE MEAN	.0093
LOWER 95% LIMIT ON THE MEAN	1336.4616
UPPER 95% LIMIT ON THE MEAN	1454.2181
LOWER 95% LIMIT ON THE RANGE	245.2414
UPPER 95% LIMIT ON THE RANGE	7924.8705
MINIMUM VALUE	50.0000
25TH PERCENTILE OR 1ST QUARTILE	890.0000
50TH PERCENTILE OR MEDIAN	1160.0000
75TH PERCENTILE OR 3RD QUARTILE	1860.0000
80TH PERCENTILE	2100.0000
90TH PERCENTILE	3750.0000
95TH PERCENTILE	6300.0000
98TH PERCENTILE	19000.0000
99TH PERCENTILE	99999.0000
MAXIMUM VALUE	99999.0000

VARIABLE NAME	UNIT OF MEASUREMENT	DATA SUBSET
MO SMSM	PPM	TOTAL

HISTOGRAM

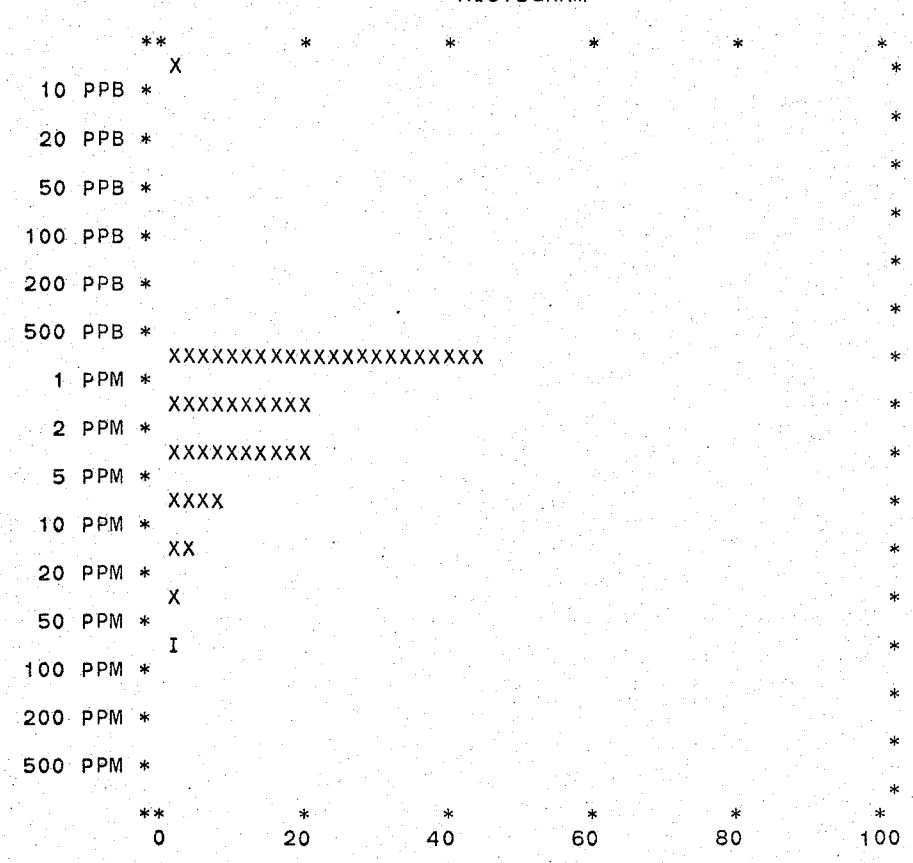

	N	%	CUM %
	27	1.55	1.55
	769	44.25	45.80
	343	19.74	65.54
	355	20.43	85.96
	141	8.11	94.07
	58	3.34	97.41
	43	2.47	99.88
	2	.12	100.00

SUMMARY STATISTICS

TOTAL NUMBER OF SAMPLES	1738
NUMBER OF ZERO VALUE SAMPLES	27
NUMBER OF NON-ZERO SAMPLES	1711
ARITHMETIC MEAN	3.5769
VARIANCE	34.0360
STANDARD DEVIATION	5.8340
SKEW	4.7963
EXCESS KURTOSIS	28.5788
COEFFICIENT OF VARIANCE, %	163.1053
STANDARD ERROR OF THE MEAN	.1410
LOWER 95% LIMIT ON THE MEAN	3.3001
UPPER 95% LIMIT ON THE MEAN	3.8536
LOWER 95% LIMIT ON THE RANGE	-7.8691
UPPER 95% LIMIT ON THE RANGE	15.0228
GEOMETRIC MEAN	2.1199
LOG10 MEAN	.3263
LOG10 VARIANCE	.1449
LOG10 STANDARD DEVIATION	.3806
STANDARD ERROR ON THE MEAN	.0092
LOWER 95% LIMIT ON THE MEAN	2.0336
UPPER 95% LIMIT ON THE MEAN	2.2099
LOWER 95% LIMIT ON THE RANGE	.3798
UPPER 95% LIMIT ON THE RANGE	11.8336
MINIMUM VALUE	1.0000
25TH PERCENTILE OR 1ST QUARTILE	1.0000
50TH PERCENTILE OR MEDIAN	2.0000
75TH PERCENTILE OR 3RD QUARTILE	3.0000
80TH PERCENTILE	4.0000
90TH PERCENTILE	7.0000
95TH PERCENTILE	12.0000
98TH PERCENTILE	25.0000
99TH PERCENTILE	34.0000
MAXIMUM VALUE	63.0000

VARIABLE NAME: W SMSM
UNIT OF MEASUREMENT: PPM
DATA SUBSET: TOTAL

HISTOGRAM

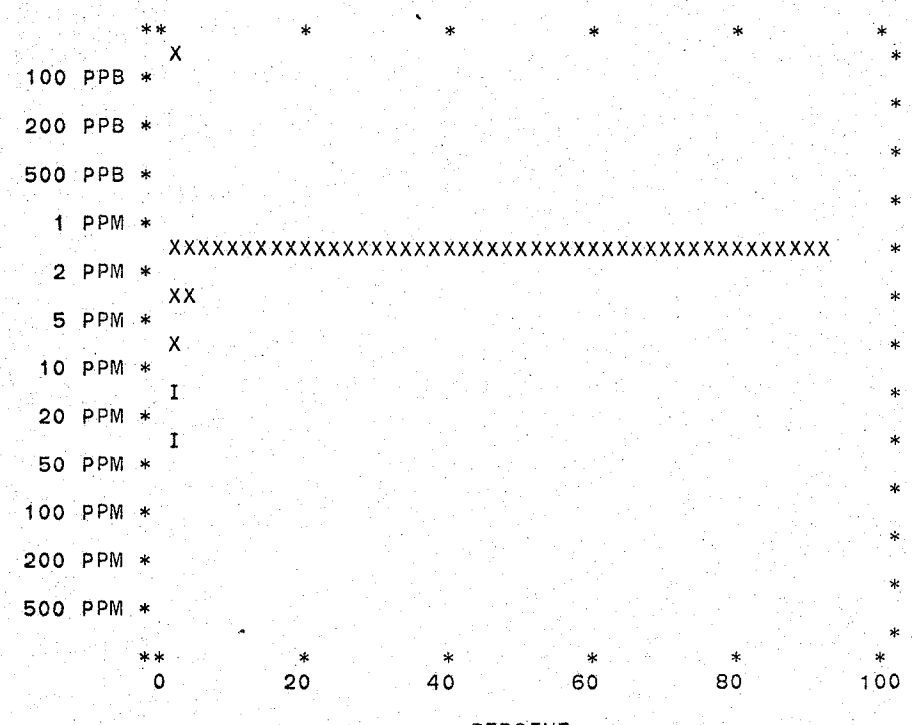

	N	%	CUM %
X	32	1.84	1.84
XXXXXXXXXXXXXXXXXXXXXXXXXXXXXXXXXXXXXXXXXXXXXXXXXX	1612	92.75	94.59
XX	65	3.74	98.33
X	20	1.15	99.48
I	5	.29	99.77
I	4	.23	100.00

SUMMARY STATISTICS

TOTAL NUMBER OF SAMPLES	1738
NUMBER OF ZERO VALUE SAMPLES	32
NUMBER OF NON-ZERO SAMPLES	1706
ARITHMETIC MEAN	2.2433
VARIANCE	3.2575
STANDARD DEVIATION	1.8049
SKEW	16.1114
EXCESS KURTOSIS	342.9560
COEFFICIENT OF VARIANCE, %	80.4569
STANDARD ERROR OF THE MEAN	.0437
LOWER 95% LIMIT ON THE MEAN	2.1575
UPPER 95% LIMIT ON THE MEAN	2.3290
LOWER 95% LIMIT ON THE RANGE	-1.2977
UPPER 95% LIMIT ON THE RANGE	5.7842
GEOMETRIC MEAN	2.1095
LOG10 MEAN	.3242
LOG10 VARIANCE	.0119
LOG10 STANDARD DEVIATION	.1093
STANDARD ERROR ON THE MEAN	.0026
LOWER 95% LIMIT ON THE MEAN	2.0844
UPPER 95% LIMIT ON THE MEAN	2.1349
LOWER 95% LIMIT ON THE RANGE	1.2877
UPPER 95% LIMIT ON THE RANGE	3.4557
MINIMUM VALUE	2.0000
25TH PERCENTILE OR 1ST QUARTILE	2.0000
50TH PERCENTILE OR MEDIAN	2.0000
75TH PERCENTILE OR 3RD QUARTILE	2.0000
80TH PERCENTILE	2.0000
90TH PERCENTILE	2.0000
95TH PERCENTILE	4.0000
98TH PERCENTILE	4.0000
99TH PERCENTILE	6.0000
MAXIMUM VALUE	50.0000

VARIABLE NAME: HG SMSM
UNIT OF MEASUREMENT: PPB
DATA SUBSET: TOTAL

HISTOGRAM



	N	%	CUM %
XXXXXXXXXXXX	423	24.34	24.34
I	3	.17	24.51
X	46	2.65	27.16
XXXXXXXXXXXXX	444	25.55	52.70
XXXXXXXXXXXXXXX	514	29.57	82.28
XXXXXXXX	264	15.19	97.47
X	39	2.24	99.71
I	4	.23	99.94
I	1	.06	100.00

SUMMARY STATISTICS

TOTAL NUMBER OF SAMPLES	1738
NUMBER OF ZERO VALUE SAMPLES	423
NUMBER OF NON-ZERO SAMPLES	1315
ARITHMETIC MEAN	83.5513
VARIANCE	4857.1654
STANDARD DEVIATION	69.6934
SKEW	6.4970
EXCESS KURTOSIS	80.3677
COEFFICIENT OF VARIANCE, %	83.4138
STANDARD ERROR OF THE MEAN	1.9219
LOWER 95% LIMIT ON THE MEAN	79.7806
UPPER 95% LIMIT ON THE MEAN	87.3220
LOWER 95% LIMIT ON THE RANGE	-53.1846
UPPER 95% LIMIT ON THE RANGE	220.2873
GEOMETRIC MEAN	68.6506
LOG10 MEAN	1.8366
LOG10 VARIANCE	.0685
LOG10 STANDARD DEVIATION	.2617
STANDARD ERROR ON THE MEAN	.0072
LOWER 95% LIMIT ON THE MEAN	66.4488
UPPER 95% LIMIT ON THE MEAN	70.9254
LOWER 95% LIMIT ON THE RANGE	21.0500
UPPER 95% LIMIT ON THE RANGE	223.8906
MINIMUM VALUE	10.0000
25TH PERCENTILE OR 1ST QUARTILE	50.0000
50TH PERCENTILE OR MEDIAN	70.0000
75TH PERCENTILE OR 3RD QUARTILE	100.0000
80TH PERCENTILE	110.0000
90TH PERCENTILE	150.0000
95TH PERCENTILE	190.0000
98TH PERCENTILE	250.0000
99TH PERCENTILE	300.0000
MAXIMUM VALUE	1250.0000

VARIABLE NAME: U SMSM
UNIT OF MEASUREMENT: PPM
DATA SUBSET: TOTAL

HISTOGRAM



	N	%	CUM %
	23	1.32	1.32
	1	.06	1.38
	1	.06	1.44
	15	.86	2.30
	115	6.62	8.92
	1224	70.43	79.34
	273	15.71	95.05
	55	3.16	98.22
	26	1.50	99.71
	3	.17	99.88
	2	.12	100.00

SUMMARY STATISTICS

TOTAL NUMBER OF SAMPLES	1738
NUMBER OF ZERO VALUE SAMPLES	23
NUMBER OF NON-ZERO SAMPLES	1715
ARITHMETIC MEAN	4.7082
VARIANCE	35.9577
STANDARD DEVIATION	5.9965
SKEW	11.7951
EXCESS KURTOSIS	204.0876
COEFFICIENT OF VARIANCE, %	127.3633
STANDARD ERROR OF THE MEAN	.1448
LOWER 95% LIMIT ON THE MEAN	4.4241
UPPER 95% LIMIT ON THE MEAN	4.9922
LOWER 95% LIMIT ON THE RANGE	-7.0564
UPPER 95% LIMIT ON THE RANGE	16.4728
GEOMETRIC MEAN	3.7944
LOG10 MEAN	.5791
LOG10 VARIANCE	.0596
LOG10 STANDARD DEVIATION	.2441
STANDARD ERROR ON THE MEAN	.0059
LOWER 95% LIMIT ON THE MEAN	3.6947
UPPER 95% LIMIT ON THE MEAN	3.8968
LOWER 95% LIMIT ON THE RANGE	1.2595
UPPER 95% LIMIT ON THE RANGE	11.4314
MINIMUM VALUE	.1000
25TH PERCENTILE OR 1ST QUARTILE	2.8000
50TH PERCENTILE OR MEDIAN	3.6000
75TH PERCENTILE OR 3RD QUARTILE	4.7000
80TH PERCENTILE	5.2000
90TH PERCENTILE	6.9000
95TH PERCENTILE	10.1000
98TH PERCENTILE	19.1000
99TH PERCENTILE	23.8000
MAXIMUM VALUE	133.0000

VARIABLE NAME	UNIT OF MEASUREMENT	DATA SUBSET
U-W SRMW	PPB	TOTAL

HISTOGRAM

		N	%	CUM %
1 PPT	XXX	117	6.73	6.73
2 PPT				
5 PPT				
10 PPT				
20 PPT	XXXXXXXX	279	16.05	22.78
50 PPT	XX	55	3.16	25.95
100 PPT	XXXX	153	8.80	34.75
200 PPT	XXXXX	189	10.87	45.63
500 PPT	XXXXXXXXX	323	18.58	64.21
1 PPB	XXXXXXX	257	14.79	79.00
2 PPB	XXXXXX	195	11.22	90.22
5 PPB	XXXX	126	7.25	97.47
10 PPB	X	23	1.32	98.79
20 PPB	I	14	.81	99.60
50 PPB	I	6	.35	99.94
100 PPB	I	1	.06	100.00
200 PPB				
500 PPB				

0 20 40 60 80 100

PERCENT

SUMMARY STATISTICS

TOTAL NUMBER OF SAMPLES	1738
NUMBER OF ZERO VALUE SAMPLES	117
NUMBER OF NON-ZERO SAMPLES	1621
ARITHMETIC MEAN	.9792
VARIANCE	7.0101
STANDARD DEVIATION	2.6477
SKEW	9.7015
EXCESS KURTOSIS	132.6157
COEFFICIENT OF VARIANCE, %	270.3864
STANDARD ERROR OF THE MEAN	.0658
LOWER 95% LIMIT ON THE MEAN	.8502
UPPER 95% LIMIT ON THE MEAN	1.1082
LOWER 95% LIMIT ON THE RANGE	-4.2153
UPPER 95% LIMIT ON THE RANGE	6.1737
GEOMETRIC MEAN	.2680
LOG10 MEAN	-.5719
LOG10 VARIANCE	.5357
LOG10 STANDARD DEVIATION	.7319
STANDARD ERROR ON THE MEAN	.0182
LOWER 95% LIMIT ON THE MEAN	.2468
UPPER 95% LIMIT ON THE MEAN	.2909
LOWER 95% LIMIT ON THE RANGE	.0098
UPPER 95% LIMIT ON THE RANGE	7.3116
MINIMUM VALUE	.0200
25TH PERCENTILE OR 1ST QUARTILE	.0800
50TH PERCENTILE OR MEDIAN	.3200
75TH PERCENTILE OR 3RD QUARTILE	.9400
80TH PERCENTILE	1.2000
90TH PERCENTILE	2.1000
95TH PERCENTILE	3.6000
98TH PERCENTILE	6.2000
99TH PERCENTILE	12.0000
MAXIMUM VALUE	51.0000

VARIABLE NAME: F-W SRMW
UNIT OF MEASUREMENT: PPB
DATA SUBSET: TOTAL

HISTOGRAM



	N	%	CUM %
XXX	116	6.67	6.67
X	19	1.09	7.77
X	24	1.38	9.15
XXXXXXXXXXXXX	464	26.70	35.85
XXXXXXXXXXXXXXXXX	586	33.72	69.56
XXXXXXXXXXXXX	436	25.09	94.65
XX	78	4.49	99.14
I	6	.35	99.48
I	4	.23	99.71
I	2	.12	99.83
I	3	.17	100.00

SUMMARY STATISTICS

TOTAL NUMBER OF SAMPLES	1738
NUMBER OF ZERO VALUE SAMPLES	116
NUMBER OF NON-ZERO SAMPLES	1622
ARITHMETIC MEAN	114.6628
VARIANCE	**********
STANDARD DEVIATION	409.1180
SKEW	19.5257
EXCESS KURTOSIS	413.9669
COEFFICIENT OF VARIANCE, %	356.8011
STANDARD ERROR OF THE MEAN	10.1584
LOWER 95% LIMIT ON THE MEAN	94.7328
UPPER 95% LIMIT ON THE MEAN	134.5927
LOWER 95% LIMIT ON THE RANGE	-687.9985
UPPER 95% LIMIT ON THE RANGE	917.3240
GEOMETRIC MEAN	73.6837
LOG10 MEAN	1.8674
LOG10 VARIANCE	.1021
LOG10 STANDARD DEVIATION	.3196
STANDARD ERROR ON THE MEAN	.0079
LOWER 95% LIMIT ON THE MEAN	71.0889
UPPER 95% LIMIT ON THE MEAN	76.3731
LOWER 95% LIMIT ON THE RANGE	17.3915
UPPER 95% LIMIT ON THE RANGE	312.1810
MINIMUM VALUE	10.0000
25TH PERCENTILE OR 1ST QUARTILE	46.0000
50TH PERCENTILE OR MEDIAN	72.0000
75TH PERCENTILE OR 3RD QUARTILE	120.0000
80TH PERCENTILE	130.0000
90TH PERCENTILE	170.0000
95TH PERCENTILE	220.0000
98TH PERCENTILE	310.0000
99TH PERCENTILE	480.0000
MAXIMUM VALUE	9600.0000

SUMMARY STATISTICS

SUBSET	VARIABLE	UNITS	N	ARITH MEAN	STD DEV	CV %	SKEW	EXCESS KURT	95% LIMITS ON MEAN		GEOM MEAN	LOG 10 MEAN	STD DEV	95% LIMITS ON MEAN	
TOTAL	ZN SMSM	PPM	1711	216.	360.	166.8	9.92	151.74	199.	233.	146.	2.1658	.3241	141.	152.
TOTAL	CU SMSM	PPM	1711	28.9	20.5	70.8	2.90	14.66	27.9	29.9	24.2	1.3834	.2508	23.5	24.8
TOTAL	PB SMSM	PPM	1711	16.7	33.0	197.5	11.39	182.24	15.2	18.3	10.0	1.0017	.3950	9.62	10.5
TOTAL	NI SMSM	PPM	1711	40.5	45.9	113.4	8.32	130.33	38.3	42.7	30.1	1.4784	.3203	29.1	31.2
TOTAL	CO SMSM	PPM	1711	11.8	14.2	120.0	16.62	426.77	11.1	12.5	9.17	.9624	.3084	8.87	9.49
TOTAL	AG SMSM	PPM	1711	.208	.334	160.8	6.69	64.07	.192	.224	.142	-.8478	.2975	.137	.147
TOTAL	MN SMSM	PPM	1711	650.	.245E+04	376.6	24.26	663.40	534.	767.	403.	2.6049	.3505	387.	418.
TOTAL	FE SMSM	PCT	1711	2.44	1.98	81.1	7.14	76.36	2.34	2.53	2.07	.3162	.2417	2.02	2.13
TOTAL	BA SMSM	PPM	1694	.348E+04	.133E+05	382.2	7.02	48.04	.284E+04	.411E+04	.139E+04	3.1443	.3847	.134E+04	.145E+04
TOTAL	MO SMSM	PPM	1711	3.58	5.83	163.1	4.80	28.58	3.30	3.85	2.12	.3263	.3806	2.03	2.21
TOTAL	W SMSM	PPM	1706	2.24	1.80	80.5	16.11	342.96	2.16	2.33	2.11	.3242	.1093	2.08	2.13
TOTAL	HG SMSM	PPB	1315	83.6	69.7	83.4	6.50	80.37	79.8	87.3	68.7	1.8366	.2617	66.4	70.9
TOTAL	U SMSM	PPM	1715	4.71	6.00	127.4	11.80	204.09	4.42	4.99	3.79	.5791	.2441	3.69	3.90
TOTAL	U-W SRMW	PPB	1621	.979	2.65	270.4	9.70	132.62	.850	1.11	.268	-.5719	.7319	.247	.291
TOTAL	F-W SRMW	PPB	1622	115.	409.	356.8	19.53	413.97	94.7	135.	73.7	1.8674	.3196	71.1	76.4

SUBSET	VARIABLE	UNITS	N	MIN VALUE	PERCENTILE 25TH	50TH	75TH	80TH	90TH	95TH	98TH	99TH	MAX VALUE
TOTAL	ZN SMSM	PPM	1711	16.000	88.000	128.000	207.000	240.000	390.000	630.000	1140.000	1520.000	7600.000
TOTAL	CU SMSM	PPM	1711	4.000	16.000	24.000	34.000	38.000	53.000	68.000	91.000	102.000	228.000
TOTAL	PB SMSM	PPM	1711	1.000	6.000	9.000	16.000	20.000	34.000	53.000	82.000	118.000	680.000
TOTAL	NI SMSM	PPM	1711	3.000	19.000	30.000	46.000	52.000	76.000	105.000	150.000	200.000	1000.000
TOTAL	CO SMSM	PPM	1711	1.000	6.000	10.000	14.000	15.000	20.000	27.000	35.000	42.000	420.000
TOTAL	AG SMSM	PPM	1711	.100	.100	.100	.200	.200	.400	.700	1.200	1.600	5.000
TOTAL	MN SMSM	PPM	1711	20.000	250.000	410.000	650.000	750.000	1040.000	1410.000	2000.000	2900.000	75000.000
TOTAL	FE SMSM	PCT	1711	.200	1.600	2.100	2.800	3.050	3.750	4.600	6.400	8.900	32.250
TOTAL	BA SMSM	PPM	1694	50.000	890.000	1160.000	1860.000	2100.000	3750.000	6300.000	19000.000	99999.000	99999.000
TOTAL	MO SMSM	PPM	1711	1.000	1.000	2.000	3.000	4.000	7.000	12.000	25.000	34.000	63.000
TOTAL	W SMSM	PPM	1706	2.000	2.000	2.000	2.000	2.000	2.000	4.000	4.000	6.000	50.000
TOTAL	HG SMSM	PPB	1315	10.000	50.000	70.000	100.000	110.000	150.000	190.000	250.000	300.000	1250.000
TOTAL	U SMSM	PPM	1715	.100	2.800	3.600	4.700	5.200	6.900	10.100	19.100	23.800	133.000
TOTAL	U-W SRMW	PPB	1621	.020	.080	.320	.940	1.200	2.100	3.600	6.200	12.000	51.000
TOTAL	F-W SRMW	PPB	1622	10.000	46.000	72.000	120.000	130.000	170.000	220.000	310.000	480.000	9600.000

VARIABLE NAME	UNIT OF MEASUREMENT	DATA SUBSET
ZN SMSM	PPM	QRTZ

HISTOGRAM

		N	%	CUM %
1 PPM	X	10	2.88	2.88
2 PPM				
5 PPM				
10 PPM				
20 PPM	X	8	2.31	5.19
50 PPM	XXXXXXXXXXXXXXXXXXXXXXXXX	175	50.43	55.62
100 PPM	XXXXXXXXXXXXXXXXX	118	34.01	89.63
200 PPM	XXXX	26	7.49	97.12
500 PPM	X	6	1.73	98.85
1000 PPM	I	2	.58	99.42
2000 PPM	I	1	.29	99.71
5000 PPM	I	1	.29	100.00
1 PCT				
2 PCT				
5 PCT				

0 20 40 60 80 100

PERCENT

SUMMARY STATISTICS

TOTAL NUMBER OF SAMPLES	347
NUMBER OF ZERO VALUE SAMPLES	10
NUMBER OF NON-ZERO SAMPLES	337
ARITHMETIC MEAN	152.3739
VARIANCE	**********
STANDARD DEVIATION	343.0393
SKEW	12.7550
EXCESS KURTOSIS	190.7350
COEFFICIENT OF VARIANCE, %	225.1300
STANDARD ERROR OF THE MEAN	18.6865
LOWER 95% LIMIT ON THE MEAN	115.6126
UPPER 95% LIMIT ON THE MEAN	189.1352
LOWER 95% LIMIT ON THE RANGE	-522.4736
UPPER 95% LIMIT ON THE RANGE	827.2214
GEOMETRIC MEAN	108.3693
LOG10 MEAN	2.0349
LOG10 VARIANCE	.0693
LOG10 STANDARD DEVIATION	.2632
STANDARD ERROR ON THE MEAN	.0143
LOWER 95% LIMIT ON THE MEAN	101.5559
UPPER 95% LIMIT ON THE MEAN	115.6399
LOWER 95% LIMIT ON THE RANGE	32.9005
UPPER 95% LIMIT ON THE RANGE	356.9526
MINIMUM VALUE	28.0000
25TH PERCENTILE OR 1ST QUARTILE	76.0000
50TH PERCENTILE OR MEDIAN	94.0000
75TH PERCENTILE OR 3RD QUARTILE	133.0000
80TH PERCENTILE	150.0000
90TH PERCENTILE	215.0000
95TH PERCENTILE	345.0000
98TH PERCENTILE	720.0000
99TH PERCENTILE	1160.0000
MAXIMUM VALUE	5600.0000

VARIABLE NAME: ZN SMSM
UNIT OF MEASUREMENT: PPM
DATA SUBSET: SLSN

HISTOGRAM



	N	%	CUM %
100 PPM	3	27.27	27.27
200 PPM	7	63.64	90.91
500 PPM	1	9.09	100.00

SUMMARY STATISTICS

TOTAL NUMBER OF SAMPLES	11
NUMBER OF ZERO VALUE SAMPLES	0
NUMBER OF NON-ZERO SAMPLES	11
ARITHMETIC MEAN	281.7273
VARIANCE	19608.6182
STANDARD DEVIATION	140.0308
SKEW	1.6561
EXCESS KURTOSIS	1.9843
COEFFICIENT OF VARIANCE, %	49.7044
STANDARD ERROR OF THE MEAN	42.2209
LOWER 95% LIMIT ON THE MEAN	188.7991
UPPER 95% LIMIT ON THE MEAN	374.6554
LOWER 95% LIMIT ON THE RANGE	-26.4805
UPPER 95% LIMIT ON THE RANGE	589.9350
GEOMETRIC MEAN	258.1039
LOG10 MEAN	2.4118
LOG10 VARIANCE	.0328
LOG10 STANDARD DEVIATION	.1810
STANDARD ERROR ON THE MEAN	.0546
LOWER 95% LIMIT ON THE MEAN	195.7327
UPPER 95% LIMIT ON THE MEAN	340.3500
LOWER 95% LIMIT ON THE RANGE	103.1251
UPPER 95% LIMIT ON THE RANGE	645.9885
MINIMUM VALUE	145.0000
25TH PERCENTILE OR 1ST QUARTILE	205.0000
50TH PERCENTILE OR MEDIAN	270.0000
75TH PERCENTILE OR 3RD QUARTILE	290.0000
80TH PERCENTILE	419.0000
90TH PERCENTILE	640.0000
95TH PERCENTILE	640.0000
98TH PERCENTILE	640.0000
99TH PERCENTILE	640.0000
MAXIMUM VALUE	640.0000

VARIABLE NAME	UNIT OF MEASUREMENT	DATA SUBSET
ZN SMSM	PPM	SNDS

HISTOGRAM

		N	%	CUM %
1 PPM	XX	4	3.17	3.17
2 PPM				
5 PPM				
10 PPM				
20 PPM	I	1	.79	3.97
50 PPM	XXXXXXXXXXXXXXXXXXXX	50	39.68	43.65
100 PPM	XXXXXXXXXXXXXXXXXXXX	54	42.86	86.51
200 PPM	XXXX	11	8.73	95.24
500 PPM	I	1	.79	96.03
1000 PPM	XX	4	3.17	99.21
2000 PPM	I	1	.79	100.00
5000 PPM				
1 PCT				
2 PCT				
5 PCT				

0 20 40 60 80 100

PERCENT

SUMMARY STATISTICS

TOTAL NUMBER OF SAMPLES	126
NUMBER OF ZERO VALUE SAMPLES	4
NUMBER OF NON-ZERO SAMPLES	122
ARITHMETIC MEAN	198.8607
VARIANCE	**********
STANDARD DEVIATION	345.4398
SKEW	4.9960
EXCESS KURTOSIS	27.9200
COEFFICIENT OF VARIANCE, %	173.7095
STANDARD ERROR OF THE MEAN	31.2746
LOWER 95% LIMIT ON THE MEAN	136.9494
UPPER 95% LIMIT ON THE MEAN	260.7720
LOWER 95% LIMIT ON THE RANGE	-484.9720
UPPER 95% LIMIT ON THE RANGE	882.6933
GEOMETRIC MEAN	129.6095
LOG10 MEAN	2.1126
LOG10 VARIANCE	.0957
LOG10 STANDARD DEVIATION	.3093
STANDARD ERROR ON THE MEAN	.0280
LOWER 95% LIMIT ON THE MEAN	114.0765
UPPER 95% LIMIT ON THE MEAN	147.2575
LOWER 95% LIMIT ON THE RANGE	31.6428
UPPER 95% LIMIT ON THE RANGE	530.8827
MINIMUM VALUE	48.0000
25TH PERCENTILE OR 1ST QUARTILE	85.0000
50TH PERCENTILE OR MEDIAN	110.0000
75TH PERCENTILE OR 3RD QUARTILE	168.0000
80TH PERCENTILE	178.0000
90TH PERCENTILE	250.0000
95TH PERCENTILE	960.0000
98TH PERCENTILE	1660.0000
99TH PERCENTILE	2750.0000
MAXIMUM VALUE	2750.0000

VARIABLE NAME	UNIT OF MEASUREMENT	DATA SUBSET
ZN SMSM	PPM	ARGL

HISTOGRAM

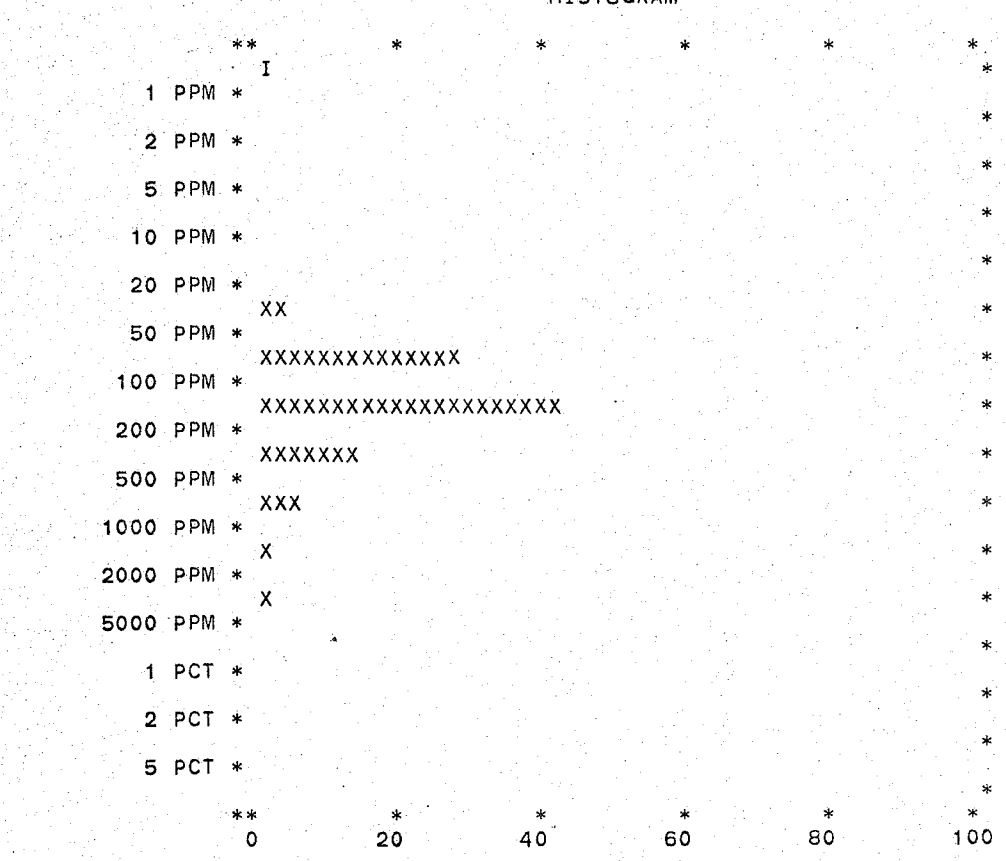

	N	%	CUM %
I	1	.83	.83
XX	4	3.31	4.13
XXXXXXXXXXXXXX	34	28.10	32.23
XXXXXXXXXXXXXXXXXXXXX	52	42.98	75.21
XXXXXXX	18	14.88	90.08
XXX	7	5.79	95.87
X	3	2.48	98.35
X	2	1.65	100.00

SUMMARY STATISTICS

TOTAL NUMBER OF SAMPLES	121
NUMBER OF ZERO VALUE SAMPLES	1
NUMBER OF NON-ZERO SAMPLES	120
ARITHMETIC MEAN	247.5750
VARIANCE	**********
STANDARD DEVIATION	372.7624
SKEW	3.9957
EXCESS KURTOSIS	17.5396
COEFFICIENT OF VARIANCE, %	150.5654
STANDARD ERROR OF THE MEAN	34.0284
LOWER 95% LIMIT ON THE MEAN	180.1988
UPPER 95% LIMIT ON THE MEAN	314.9512
LOWER 95% LIMIT ON THE RANGE	-490.4946
UPPER 95% LIMIT ON THE RANGE	985.6446
GEOMETRIC MEAN	156.3412
LOG10 MEAN	2.1941
LOG10 VARIANCE	.1258
LOG10 STANDARD DEVIATION	.3547
STANDARD ERROR ON THE MEAN	.0324
LOWER 95% LIMIT ON THE MEAN	134.8849
UPPER 95% LIMIT ON THE MEAN	181.2106
LOWER 95% LIMIT ON THE RANGE	31.0300
UPPER 95% LIMIT ON THE RANGE	787.7070
MINIMUM VALUE	44.0000
25TH PERCENTILE OR 1ST QUARTILE	96.0000
50TH PERCENTILE OR MEDIAN	132.0000
75TH PERCENTILE OR 3RD QUARTILE	203.0000
80TH PERCENTILE	245.0000
90TH PERCENTILE	510.0000
95TH PERCENTILE	1000.0000
98TH PERCENTILE	2280.0000
99TH PERCENTILE	2440.0000
MAXIMUM VALUE	2440.0000

VARIABLE NAME	UNIT OF MEASUREMENT	DATA SUBSET
ZN SMSM	PPM	SHLE

HISTOGRAM

		N	%	CUM %
1 PPM	I	1	.88	.88
2 PPM				
5 PPM				
10 PPM				
20 PPM				
50 PPM	XXX	6	5.31	6.19
100 PPM	XXXXXXXXXXXXXXXX	39	34.51	40.71
200 PPM	XXXXXXXXXXXXXXXXXX	42	37.17	77.88
500 PPM	XXXXXX	13	11.50	89.38
1000 PPM	XXXX	9	7.96	97.35
2000 PPM	X	2	1.77	99.12
5000 PPM	I	1	.88	100.00
1 PCT				
2 PCT				
5 PCT				

0 20 40 60 80 100

PERCENT

SUMMARY STATISTICS

TOTAL NUMBER OF SAMPLES	113
NUMBER OF ZERO VALUE SAMPLES	1
NUMBER OF NON-ZERO SAMPLES	112
ARITHMETIC MEAN	504.1607
VARIANCE	**********
STANDARD DEVIATION	881.6484
SKEW	5.7171
EXCESS KURTOSIS	39.1332
COEFFICIENT OF VARIANCE, %	174.8745
STANDARD ERROR OF THE MEAN	83.3079
LOWER 95% LIMIT ON THE MEAN	339.0777
UPPER 95% LIMIT ON THE MEAN	669.2437
LOWER 95% LIMIT ON THE RANGE	-1242.9137
UPPER 95% LIMIT ON THE RANGE	2251.2351
GEOMETRIC MEAN	300.6242
LOG10 MEAN	2.4780
LOG10 VARIANCE	.1436
LOG10 STANDARD DEVIATION	.3789
STANDARD ERROR ON THE MEAN	.0358
LOWER 95% LIMIT ON THE MEAN	255.3162
UPPER 95% LIMIT ON THE MEAN	353.9724
LOWER 95% LIMIT ON THE RANGE	53.3590
UPPER 95% LIMIT ON THE RANGE	1693.7155
MINIMUM VALUE	86.0000
25TH PERCENTILE OR 1ST QUARTILE	156.0000
50TH PERCENTILE OR MEDIAN	248.0000
75TH PERCENTILE OR 3RD QUARTILE	455.0000
80TH PERCENTILE	540.0000
90TH PERCENTILE	1080.0000
95TH PERCENTILE	1480.0000
98TH PERCENTILE	4400.0000
99TH PERCENTILE	7600.0000
MAXIMUM VALUE	7600.0000

VARIABLE NAME: ZN SMSM
UNIT OF MEASUREMENT: PPM
DATA SUBSET: DORT

HISTOGRAM

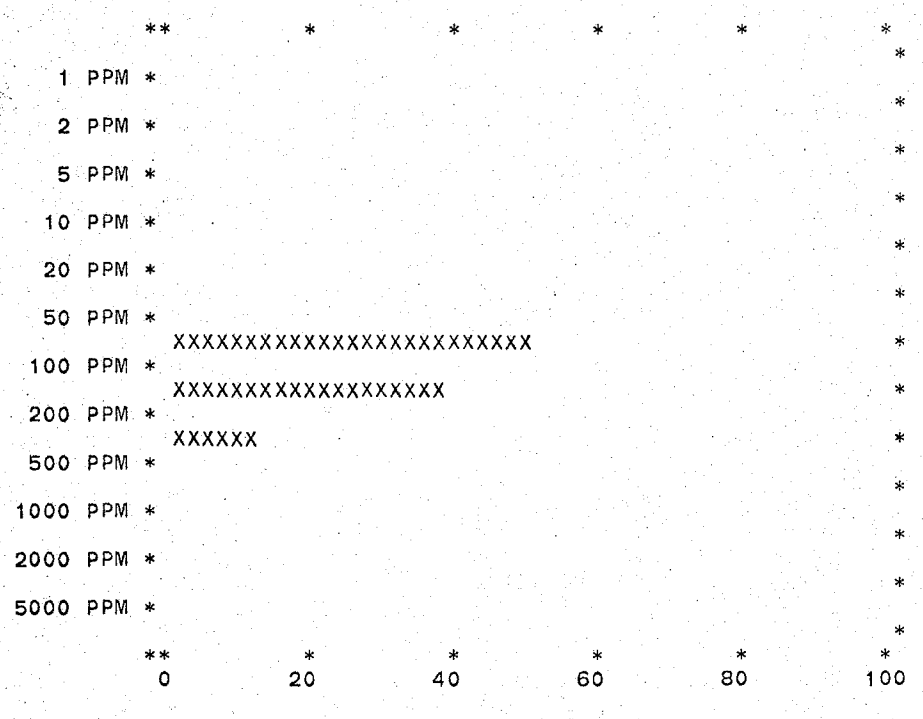

	N	%	CUM %
	4	50.00	50.00
	3	37.50	87.50
	1	12.50	100.00

SUMMARY STATISTICS

TOTAL NUMBER OF SAMPLES	8
NUMBER OF ZERO VALUE SAMPLES	0
NUMBER OF NON-ZERO SAMPLES	8
ARITHMETIC MEAN	114.7500
VARIANCE	2711.9286
STANDARD DEVIATION	52.0762
SKEW	1.4048
EXCESS KURTOSIS	1.1914
COEFFICIENT OF VARIANCE, %	45.3823
STANDARD ERROR OF THE MEAN	18.4117
LOWER 95% LIMIT ON THE MEAN	72.2926
UPPER 95% LIMIT ON THE MEAN	157.2074
LOWER 95% LIMIT ON THE RANGE	-5.3377
UPPER 95% LIMIT ON THE RANGE	234.8377
GEOMETRIC MEAN	106.3866
LOG10 MEAN	2.0269
LOG10 VARIANCE	.0307
LOG10 STANDARD DEVIATION	.1751
STANDARD ERROR ON THE MEAN	.0619
LOWER 95% LIMIT ON THE MEAN	76.5839
UPPER 95% LIMIT ON THE MEAN	147.7870
LOWER 95% LIMIT ON THE RANGE	41.9886
UPPER 95% LIMIT ON THE RANGE	269.5524
MINIMUM VALUE	58.0000
25TH PERCENTILE OR 1ST QUARTILE	92.0000
50TH PERCENTILE OR MEDIAN	110.0000
75TH PERCENTILE OR 3RD QUARTILE	136.0000
80TH PERCENTILE	136.0000
90TH PERCENTILE	230.0000
95TH PERCENTILE	230.0000
98TH PERCENTILE	230.0000
99TH PERCENTILE	230.0000
MAXIMUM VALUE	230.0000

VARIABLE NAME	UNIT OF MEASUREMENT	DATA SUBSET
ZN SMSM	PPM	BSLT

HISTOGRAM

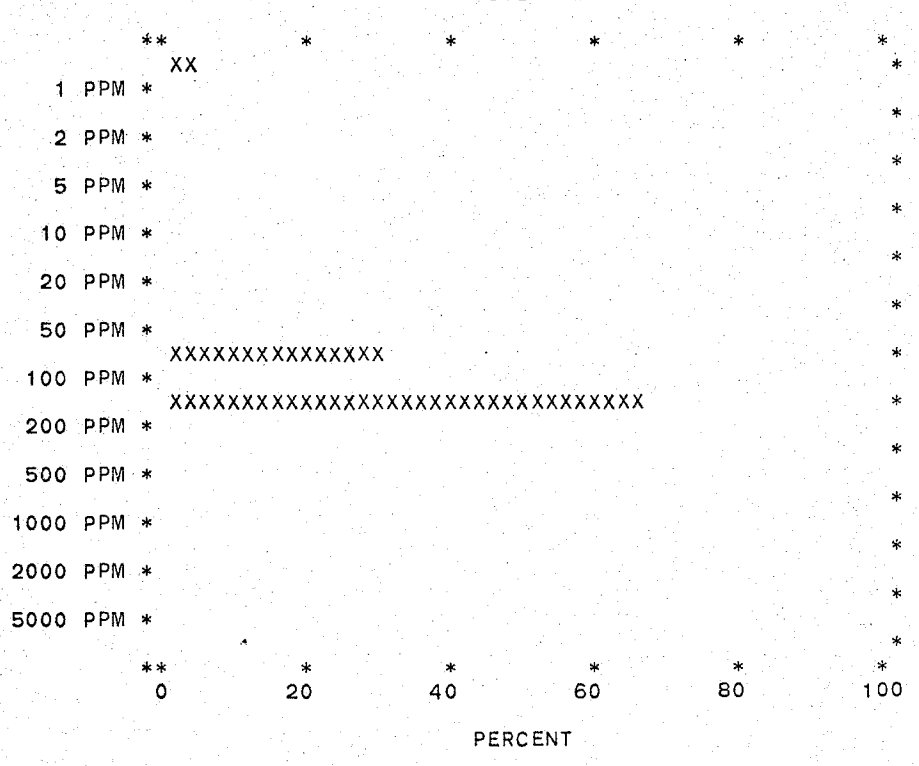

	N	%	CUM %
1 PPM	1	3.85	3.85
2 PPM			
5 PPM			
10 PPM			
20 PPM			
50 PPM	8	30.77	34.62
100 PPM			
200 PPM	17	65.38	100.00
500 PPM			
1000 PPM			
2000 PPM			
5000 PPM			

SUMMARY STATISTICS

TOTAL NUMBER OF SAMPLES	26
NUMBER OF ZERO VALUE SAMPLES	1
NUMBER OF NON-ZERO SAMPLES	25
ARITHMETIC MEAN	118.9600
VARIANCE	1887.1233
STANDARD DEVIATION	43.4410
SKEW	.6400
EXCESS KURTOSIS	-.5124
COEFFICIENT OF VARIANCE, %	36.5173
STANDARD ERROR OF THE MEAN	8.6882
LOWER 95% LIMIT ON THE MEAN	101.0623
UPPER 95% LIMIT ON THE MEAN	136.8577
LOWER 95% LIMIT ON THE RANGE	29.4715
UPPER 95% LIMIT ON THE RANGE	208.4485
GEOMETRIC MEAN	111.7350
LOG10 MEAN	2.0482
LOG10 VARIANCE	.0246
LOG10 STANDARD DEVIATION	.1570
STANDARD ERROR ON THE MEAN	.0314
LOWER 95% LIMIT ON THE MEAN	96.2760
UPPER 95% LIMIT ON THE MEAN	129.6763
LOWER 95% LIMIT ON THE RANGE	53.0680
UPPER 95% LIMIT ON THE RANGE	235.2586
MINIMUM VALUE	62.0000
25TH PERCENTILE OR 1ST QUARTILE	80.0000
50TH PERCENTILE OR MEDIAN	114.0000
75TH PERCENTILE OR 3RD QUARTILE	140.0000
80TH PERCENTILE	144.0000
90TH PERCENTILE	200.0000
95TH PERCENTILE	200.0000
98TH PERCENTILE	200.0000
99TH PERCENTILE	200.0000
MAXIMUM VALUE	200.0000

VARIABLE NAME	UNIT OF MEASUREMENT	DATA SUBSET
ZN SMSM	PPM	LMSN

HISTOGRAM

		N	%	CUM %
1 PPM				
2 PPM				
5 PPM				
10 PPM				
20 PPM	X	1	1.20	1.20
50 PPM	XXXXXXX	12	14.46	15.66
100 PPM	XXXXXXXXXXXXXXXXXXXXXXX	38	45.78	61.45
200 PPM	XXXXXXXXXXXXXXXX	28	33.73	95.18
500 PPM	XX	3	3.61	98.80
1000 PPM	X	1	1.20	100.00
2000 PPM				
5000 PPM				
1 PCT				
2 PCT				
5 PCT				

0 20 40 60 80 100

PERCENT

SUMMARY STATISTICS

TOTAL NUMBER OF SAMPLES	83
NUMBER OF ZERO VALUE SAMPLES	0
NUMBER OF NON-ZERO SAMPLES	83
ARITHMETIC MEAN	214.8072
VARIANCE	32807.4990
STANDARD DEVIATION	181.1284
SKEW	3.6283
EXCESS KURTOSIS	17.0671
COEFFICIENT OF VARIANCE, %	84.3214
STANDARD ERROR OF THE MEAN	19.8814
LOWER 95% LIMIT ON THE MEAN	175.2543
UPPER 95% LIMIT ON THE MEAN	254.3601
LOWER 95% LIMIT ON THE RANGE	-145.5369
UPPER 95% LIMIT ON THE RANGE	575.1513
GEOMETRIC MEAN	174.6756
LOG10 MEAN	2.2422
LOG10 VARIANCE	.0698
LOG10 STANDARD DEVIATION	.2643
STANDARD ERROR ON THE MEAN	.0290
LOWER 95% LIMIT ON THE MEAN	152.9419
UPPER 95% LIMIT ON THE MEAN	199.4978
LOWER 95% LIMIT ON THE RANGE	52.0604
UPPER 95% LIMIT ON THE RANGE	586.0809
MINIMUM VALUE	46.0000
25TH PERCENTILE OR 1ST QUARTILE	118.0000
50TH PERCENTILE OR MEDIAN	182.0000
75TH PERCENTILE OR 3RD QUARTILE	240.0000
80TH PERCENTILE	275.0000
90TH PERCENTILE	325.0000
95TH PERCENTILE	520.0000
98TH PERCENTILE	850.0000
99TH PERCENTILE	1320.0000
MAXIMUM VALUE	1320.0000

VARIABLE NAME	UNIT OF MEASUREMENT	DATA SUBSET
ZN SMSM	PPM	DLMT

HISTOGRAM

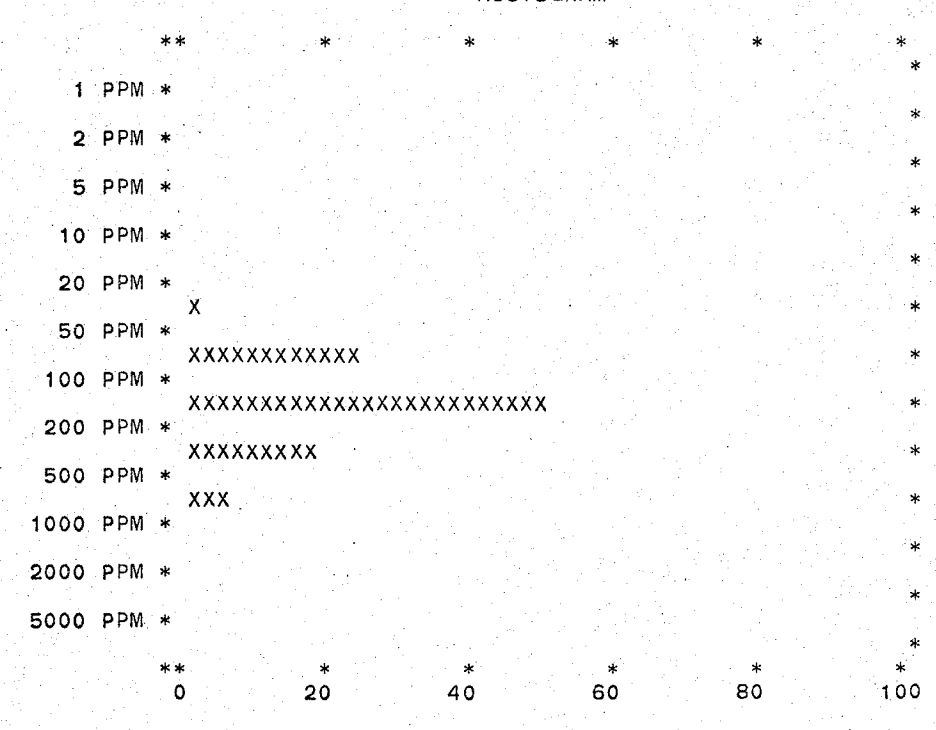

	N	%	CUM %
X	1	1.25	1.25
XXXXXXXXXXXX	19	23.75	25.00
XXXXXXXXXXXXXXXXXXXXXXXX	40	50.00	75.00
XXXXXXXXX	15	18.75	93.75
XXX	5	6.25	100.00

SUMMARY STATISTICS

TOTAL NUMBER OF SAMPLES	80
NUMBER OF ZERO VALUE SAMPLES	0
NUMBER OF NON-ZERO SAMPLES	80
ARITHMETIC MEAN	193.5625
VARIANCE	27885.0087
STANDARD DEVIATION	166.9880
SKEW	2.9602
EXCESS KURTOSIS	9.3779
COEFFICIENT OF VARIANCE, %	86.2709
STANDARD ERROR OF THE MEAN	18.6698
LOWER 95% LIMIT ON THE MEAN	156.4021
UPPER 95% LIMIT ON THE MEAN	230.7229
LOWER 95% LIMIT ON THE RANGE	-138.8105
UPPER 95% LIMIT ON THE RANGE	525.9355
GEOMETRIC MEAN	156.4245
LOG10 MEAN	2.1943
LOG10 VARIANCE	.0678
LOG10 STANDARD DEVIATION	.2605
STANDARD ERROR ON THE MEAN	.0291
LOWER 95% LIMIT ON THE MEAN	136.8819
UPPER 95% LIMIT ON THE MEAN	178.7573
LOWER 95% LIMIT ON THE RANGE	47.4137
UPPER 95% LIMIT ON THE RANGE	516.0663
MINIMUM VALUE	39.0000
25TH PERCENTILE OR 1ST QUARTILE	104.0000
50TH PERCENTILE OR MEDIAN	146.0000
75TH PERCENTILE OR 3RD QUARTILE	205.0000
80TH PERCENTILE	245.0000
90TH PERCENTILE	315.0000
95TH PERCENTILE	605.0000
98TH PERCENTILE	910.0000
99TH PERCENTILE	960.0000
MAXIMUM VALUE	960.0000

VARIABLE NAME	UNIT OF MEASUREMENT	DATA SUBSET
ZN SMSM	PPM	SYNT

HISTOGRAM

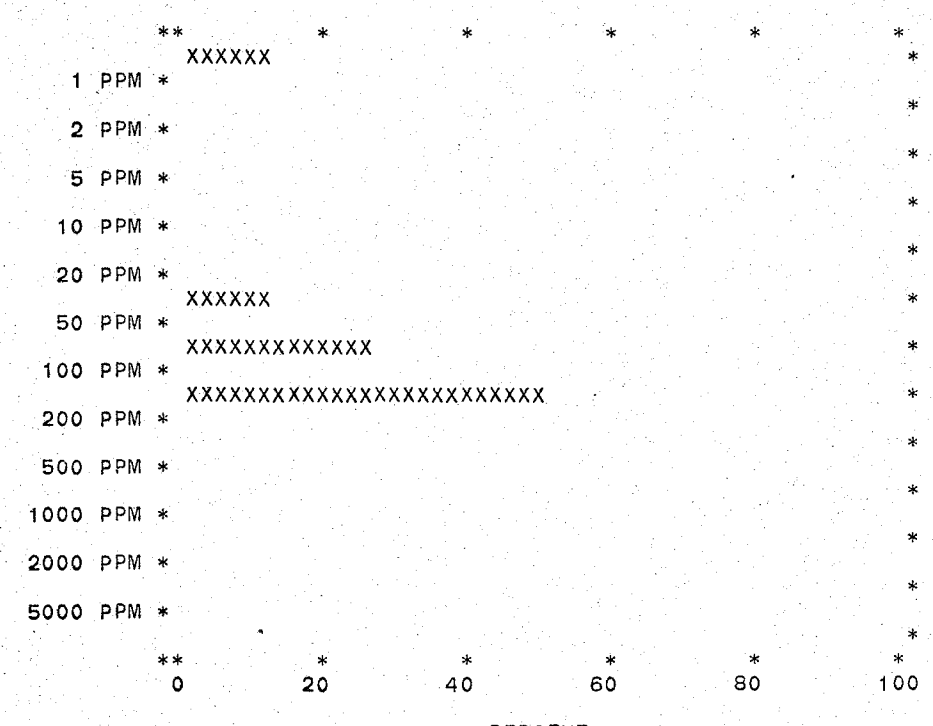

	N	%	CUM %
1 PPM	1	12.50	12.50
2 PPM			
5 PPM			
10 PPM			
20 PPM	1	12.50	25.00
50 PPM	2	25.00	50.00
100 PPM			
200 PPM	4	50.00	100.00
500 PPM			
1000 PPM			
2000 PPM			
5000 PPM			

SUMMARY STATISTICS

TOTAL NUMBER OF SAMPLES	8
NUMBER OF ZERO VALUE SAMPLES	1
NUMBER OF NON-ZERO SAMPLES	7
ARITHMETIC MEAN	109.1429
VARIANCE	1237.8095
STANDARD DEVIATION	35.1825
SKEW	-.7394
EXCESS KURTOSIS	-.7581
COEFFICIENT OF VARIANCE, %	32.2353
STANDARD ERROR OF THE MEAN	13.2977
LOWER 95% LIMIT ON THE MEAN	77.6937
UPPER 95% LIMIT ON THE MEAN	140.5920
LOWER 95% LIMIT ON THE RANGE	25.9362
UPPER 95% LIMIT ON THE RANGE	192.3495
GEOMETRIC MEAN	102.9132
LOG10 MEAN	2.0125
LOG10 VARIANCE	.0300
LOG10 STANDARD DEVIATION	.1731
STANDARD ERROR ON THE MEAN	.0654
LOWER 95% LIMIT ON THE MEAN	72.0639
UPPER 95% LIMIT ON THE MEAN	146.9685
LOWER 95% LIMIT ON THE RANGE	40.0897
UPPER 95% LIMIT ON THE RANGE	264.1858

MINIMUM VALUE	47.0000
25TH PERCENTILE OR 1ST QUARTILE	96.0000
50TH PERCENTILE OR MEDIAN	121.0000
75TH PERCENTILE OR 3RD QUARTILE	139.0000
80TH PERCENTILE	140.0000
90TH PERCENTILE	140.0000
95TH PERCENTILE	140.0000
98TH PERCENTILE	140.0000
99TH PERCENTILE	140.0000
MAXIMUM VALUE	140.0000

VARIABLE NAME	UNIT OF MEASUREMENT	DATA SUBSET
ZN SMSM	PPM	GLCM

HISTOGRAM

		N	%	CUM %
1 PPM	X	1	1.04	1.04
2 PPM				
5 PPM				
10 PPM				
20 PPM	XXXX	8	8.33	9.38
50 PPM	XXXXXXXXXXXXXXXXXXXXX	42	43.75	53.13
100 PPM	XXXXXXXXXXXXX	27	28.13	81.25
200 PPM	XXXXXX	12	12.50	93.75
500 PPM	XXX	5	5.21	98.96
1000 PPM	X	1	1.04	100.00
2000 PPM				
5000 PPM				
1 PCT				
2 PCT				
5 PCT				

0 20 40 60 80 100

PERCENT

SUMMARY STATISTICS

TOTAL NUMBER OF SAMPLES	96
NUMBER OF ZERO VALUE SAMPLES	1
NUMBER OF NON-ZERO SAMPLES	95
ARITHMETIC MEAN	160.5474
VARIANCE	28656.4419
STANDARD DEVIATION	169.2821
SKEW	2.8676
EXCESS KURTOSIS	10.4857
COEFFICIENT OF VARIANCE, %	105.4406
STANDARD ERROR OF THE MEAN	17.3680
LOWER 95% LIMIT ON THE MEAN	126.0615
UPPER 95% LIMIT ON THE MEAN	195.0332
LOWER 95% LIMIT ON THE RANGE	-175.5792
UPPER 95% LIMIT ON THE RANGE	496.6740
GEOMETRIC MEAN	115.1345
LOG10 MEAN	2.0612
LOG10 VARIANCE	.1061
LOG10 STANDARD DEVIATION	.3257
STANDARD ERROR ON THE MEAN	.0334
LOWER 95% LIMIT ON THE MEAN	98.8201
UPPER 95% LIMIT ON THE MEAN	134.1424
LOWER 95% LIMIT ON THE RANGE	25.9659
UPPER 95% LIMIT ON THE RANGE	510.5135
MINIMUM VALUE	28.0000
25TH PERCENTILE OR 1ST QUARTILE	72.0000
50TH PERCENTILE OR MEDIAN	96.0000
75TH PERCENTILE OR 3RD QUARTILE	178.0000
80TH PERCENTILE	200.0000
90TH PERCENTILE	390.0000
95TH PERCENTILE	525.0000
98TH PERCENTILE	645.0000
99TH PERCENTILE	1120.0000
MAXIMUM VALUE	1120.0000

VARIABLE NAME: ZN SMSM
UNIT OF MEASUREMENT: PPM
DATA SUBSET: BEXV

HISTOGRAM

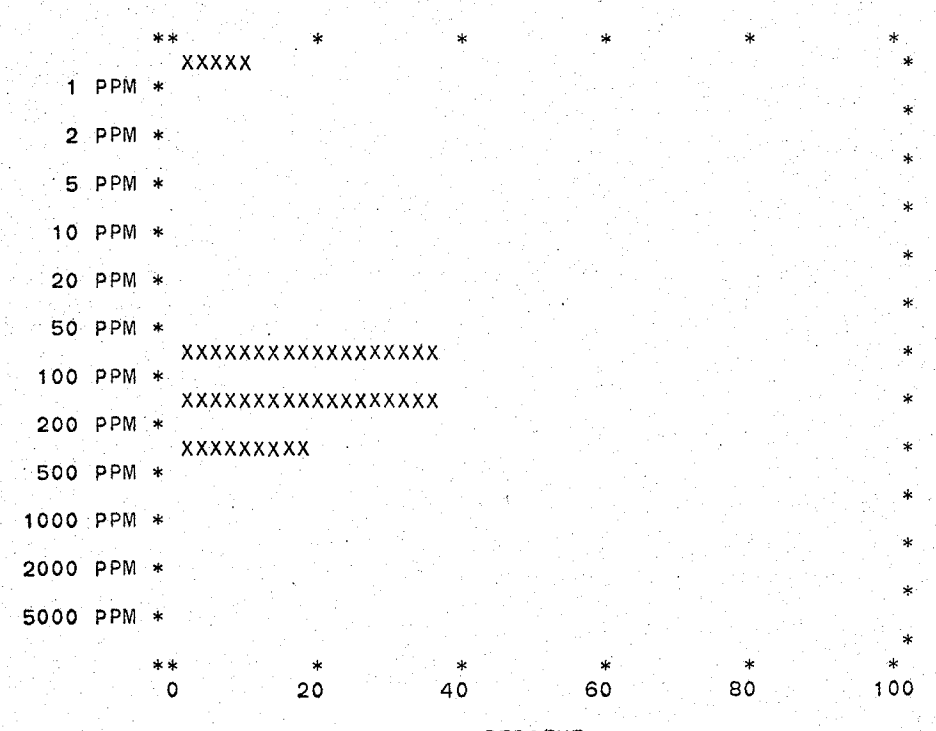

	N	%	CUM %
XXXXX	1	9.09	9.09
XXXXXXXXXXXXXXXXXX	4	36.36	45.45
XXXXXXXXXXXXXXXXXX	4	36.36	81.82
XXXXXXXXX	2	18.18	100.00

SUMMARY STATISTICS

TOTAL NUMBER OF SAMPLES	11
NUMBER OF ZERO VALUE SAMPLES	1
NUMBER OF NON-ZERO SAMPLES	10
ARITHMETIC MEAN	167.0000
VARIANCE	11456.2222
STANDARD DEVIATION	107.0337
SKEW	1.1726
EXCESS KURTOSIS	-.1780
COEFFICIENT OF VARIANCE, %	64.0921
STANDARD ERROR OF THE MEAN	33.8470
LOWER 95% LIMIT ON THE MEAN	91.5888
UPPER 95% LIMIT ON THE MEAN	242.4112
LOWER 95% LIMIT ON THE RANGE	-71.4712
UPPER 95% LIMIT ON THE RANGE	405.4712
GEOMETRIC MEAN	143.1072
LOG10 MEAN	2.1557
LOG10 VARIANCE	.0595
LOG10 STANDARD DEVIATION	.2438
STANDARD ERROR ON THE MEAN	.0771
LOWER 95% LIMIT ON THE MEAN	96.3515
UPPER 95% LIMIT ON THE MEAN	212.5516
LOWER 95% LIMIT ON THE RANGE	40.9612
UPPER 95% LIMIT ON THE RANGE	499.9771
MINIMUM VALUE	70.0000
25TH PERCENTILE OR 1ST QUARTILE	94.0000
50TH PERCENTILE OR MEDIAN	146.0000
75TH PERCENTILE OR 3RD QUARTILE	168.0000
80TH PERCENTILE	350.0000
90TH PERCENTILE	370.0000
95TH PERCENTILE	370.0000
98TH PERCENTILE	370.0000
99TH PERCENTILE	370.0000
MAXIMUM VALUE	370.0000

VARIABLE NAME	UNIT OF MEASUREMENT	DATA SUBSET
ZN SMSM	PPM	SCST

HISTOGRAM

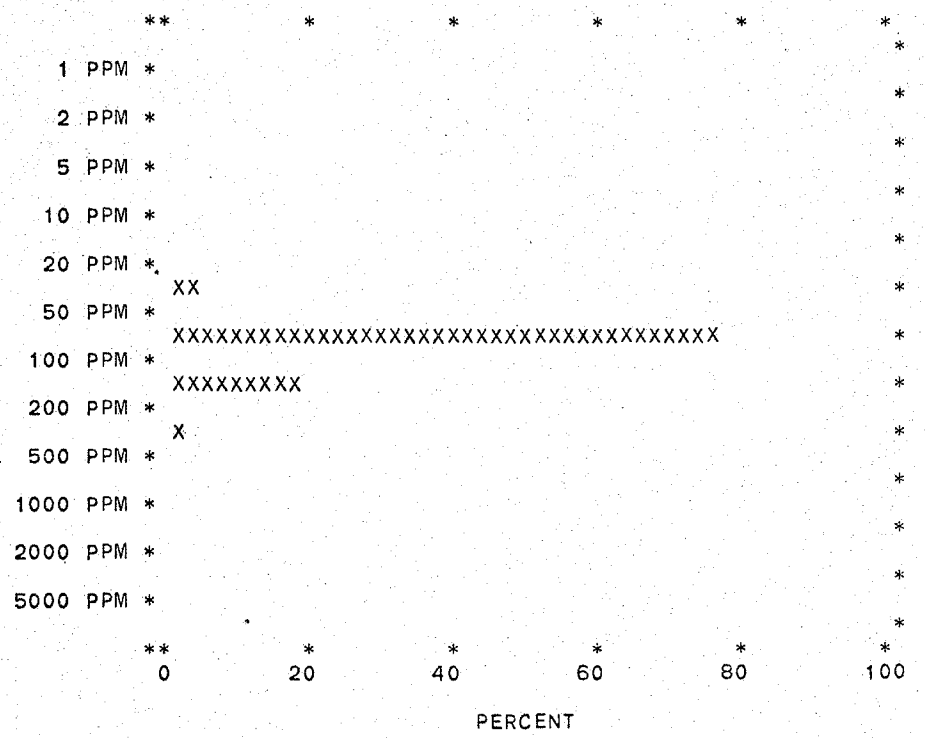

	N	%	CUM %
XX	2	3.45	3.45
XXXXXXXXXXXXXXXXXXXXXXXXXXXXXXXXXXXXXX	44	75.86	79.31
XXXXXXXXX	11	18.97	98.28
X	1	1.72	100.00

SUMMARY STATISTICS

TOTAL NUMBER OF SAMPLES	58
NUMBER OF ZERO VALUE SAMPLES	0
NUMBER OF NON-ZERO SAMPLES	58
ARITHMETIC MEAN	85.6724
VARIANCE	1190.2241
STANDARD DEVIATION	34.4996
SKEW	2.5538
EXCESS KURTOSIS	8.6870
COEFFICIENT OF VARIANCE, %	40.2692
STANDARD ERROR OF THE MEAN	4.5300
LOWER 95% LIMIT ON THE MEAN	76.6051
UPPER 95% LIMIT ON THE MEAN	94.7397
LOWER 95% LIMIT ON THE RANGE	16.6180
UPPER 95% LIMIT ON THE RANGE	154.7269
GEOMETRIC MEAN	80.8990
LOG10 MEAN	1.9079
LOG10 VARIANCE	.0193
LOG10 STANDARD DEVIATION	.1389
STANDARD ERROR ON THE MEAN	.0182
LOWER 95% LIMIT ON THE MEAN	74.3767
UPPER 95% LIMIT ON THE MEAN	87.9933
LOWER 95% LIMIT ON THE RANGE	42.6498
UPPER 95% LIMIT ON THE RANGE	153.4508
MINIMUM VALUE	50.0000
25TH PERCENTILE OR 1ST QUARTILE	64.0000
50TH PERCENTILE OR MEDIAN	76.0000
75TH PERCENTILE OR 3RD QUARTILE	94.0000
80TH PERCENTILE	102.0000
90TH PERCENTILE	124.0000
95TH PERCENTILE	154.0000
98TH PERCENTILE	255.0000
99TH PERCENTILE	255.0000
MAXIMUM VALUE	255.0000

VARIABLE NAME	UNIT OF MEASUREMENT	DATA SUBSET
ZN SMSM	PPM	GRNS

HISTOGRAM

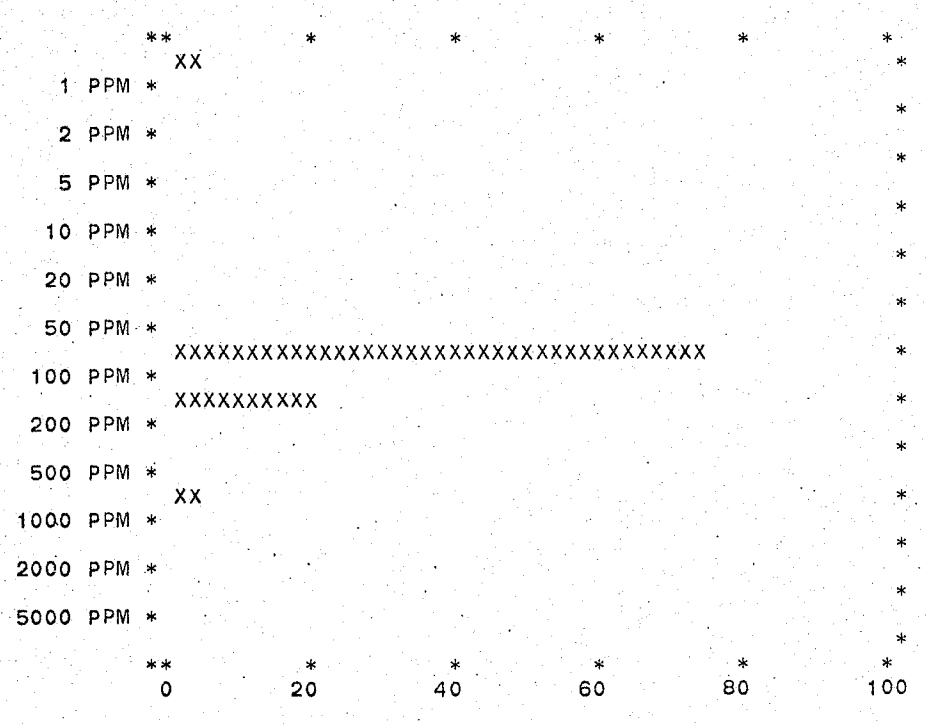

	N	%	CUM %
1 PPM	1	3.23	3.23
2 PPM			
5 PPM			
10 PPM			
20 PPM			
50 PPM			
100 PPM	23	74.19	77.42
200 PPM	6	19.35	96.77
500 PPM			
1000 PPM	1	3.23	100.00
2000 PPM			
5000 PPM			

SUMMARY STATISTICS

TOTAL NUMBER OF SAMPLES	31
NUMBER OF ZERO VALUE SAMPLES	1
NUMBER OF NON-ZERO SAMPLES	30
ARITHMETIC MEAN	105.9000
VARIANCE	7415.6103
STANDARD DEVIATION	86.1139
SKEW	4.0624
EXCESS KURTOSIS	17.0928
COEFFICIENT OF VARIANCE, %	81.3163
STANDARD ERROR OF THE MEAN	15.7222
LOWER 95% LIMIT ON THE MEAN	73.7953
UPPER 95% LIMIT ON THE MEAN	138.0047
LOWER 95% LIMIT ON THE RANGE	-69.9447
UPPER 95% LIMIT ON THE RANGE	281.7447
GEOMETRIC MEAN	92.0061
LOG10 MEAN	1.9638
LOG10 VARIANCE	.0386
LOG10 STANDARD DEVIATION	.1964
STANDARD ERROR ON THE MEAN	.0359
LOWER 95% LIMIT ON THE MEAN	77.7292
UPPER 95% LIMIT ON THE MEAN	108.9053
LOWER 95% LIMIT ON THE RANGE	36.5348
UPPER 95% LIMIT ON THE RANGE	231.7005
MINIMUM VALUE	60.0000
25TH PERCENTILE OR 1ST QUARTILE	68.0000
50TH PERCENTILE OR MEDIAN	80.0000
75TH PERCENTILE OR 3RD QUARTILE	100.0000
80TH PERCENTILE	122.0000
90TH PERCENTILE	184.0000
95TH PERCENTILE	190.0000
98TH PERCENTILE	525.0000
99TH PERCENTILE	525.0000
MAXIMUM VALUE	525.0000

REGIONAL STREAM SEDIMENT AND WATER GEOCHEMICAL RECONNAISSANCE DATA, YUKON TERRITORY 1977. GSC-OF 520, NGR 31-1977, NTS 116B,C,F,G

VARIABLE NAME	UNIT OF MEASUREMENT	DATA SUBSET
ZN SMSM	PPM	BGNS

HISTOGRAM



	N	%	CUM %
XXXXXXXX	1	16.67	16.67
XXXXXXXXXXXXXXXXXXXXXXXXXXXXXXXXXXXXXXXXX	5	83.33	100.00

SUMMARY STATISTICS

TOTAL NUMBER OF SAMPLES	6
NUMBER OF ZERO VALUE SAMPLES	0
NUMBER OF NON-ZERO SAMPLES	6
ARITHMETIC MEAN	66.3333
VARIANCE	109.4667
STANDARD DEVIATION	10.4626
SKEW	-.5440
EXCESS KURTOSIS	-1.0340
COEFFICIENT OF VARIANCE, %	15.7728
STANDARD ERROR OF THE MEAN	4.2714
LOWER 95% LIMIT ON THE MEAN	55.8813
UPPER 95% LIMIT ON THE MEAN	76.7853
LOWER 95% LIMIT ON THE RANGE	40.7313
UPPER 95% LIMIT ON THE RANGE	91.9354
GEOMETRIC MEAN	65.5977
LOG10 MEAN	1.8169
LOG10 VARIANCE	.0052
LOG10 STANDARD DEVIATION	.0724
STANDARD ERROR ON THE MEAN	.0296
LOWER 95% LIMIT ON THE MEAN	55.5363
UPPER 95% LIMIT ON THE MEAN	77.4819
LOWER 95% LIMIT ON THE RANGE	43.6276
UPPER 95% LIMIT ON THE RANGE	98.6316
MINIMUM VALUE	50.0000
25TH PERCENTILE OR 1ST QUARTILE	58.0000
50TH PERCENTILE OR MEDIAN	70.0000
75TH PERCENTILE OR 3RD QUARTILE	74.0000
80TH PERCENTILE	78.0000
90TH PERCENTILE	78.0000
95TH PERCENTILE	78.0000
98TH PERCENTILE	78.0000
99TH PERCENTILE	78.0000
MAXIMUM VALUE	78.0000

VARIABLE NAME	UNIT OF MEASUREMENT	DATA SUBSET
ZN SMSM	PPM	GRDR

HISTOGRAM



	N	%	CUM %
XXXXXXXXXXXXXXXXXXXXXXXXXXXXXXXXXXXXXXXXXXXXXXXXXXX	3	100.00	100.00

SUMMARY STATISTICS

TOTAL NUMBER OF SAMPLES	3
NUMBER OF ZERO VALUE SAMPLES	0
NUMBER OF NON-ZERO SAMPLES	3
ARITHMETIC MEAN	79.3333
VARIANCE	121.3333
STANDARD DEVIATION	11.0151
SKEW	.6810
EXCESS KURTOSIS	-1.5000
COEFFICIENT OF VARIANCE, %	13.8846
STANDARD ERROR OF THE MEAN	6.3596
LOWER 95% LIMIT ON THE MEAN	59.0971
UPPER 95% LIMIT ON THE MEAN	99.5696
LOWER 95% LIMIT ON THE RANGE	44.2832
UPPER 95% LIMIT ON THE RANGE	114.3835
GEOMETRIC MEAN	78.8468
LOG10 MEAN	1.8968
LOG10 VARIANCE	.0034
LOG10 STANDARD DEVIATION	.0583
STANDARD ERROR ON THE MEAN	.0337
LOWER 95% LIMIT ON THE MEAN	61.6059
UPPER 95% LIMIT ON THE MEAN	100.9127
LOWER 95% LIMIT ON THE RANGE	51.4250
UPPER 95% LIMIT ON THE RANGE	120.8910
MINIMUM VALUE	72.0000
25TH PERCENTILE OR 1ST QUARTILE	74.0000
50TH PERCENTILE OR MEDIAN	74.0000
75TH PERCENTILE OR 3RD QUARTILE	92.0000
80TH PERCENTILE	92.0000
90TH PERCENTILE	92.0000
95TH PERCENTILE	92.0000
98TH PERCENTILE	92.0000
99TH PERCENTILE	92.0000
MAXIMUM VALUE	92.0000

VARIABLE NAME	UNIT OF MEASUREMENT	DATA SUBSET
ZN SMSM	PPM	UMFC



NUMBER OF NON-ZERO SAMPLES IS LT 3 - NO HISTOGRAM

SUMMARY STATISTICS

TOTAL NUMBER OF SAMPLES	1
NUMBER OF ZERO VALUE SAMPLES	0
NUMBER OF NON-ZERO SAMPLES	1
ARITHMETIC MEAN	72.0000
VARIANCE	.0000
STANDARD DEVIATION	.0000
SKEW	.0000
EXCESS KURTOSIS	.0000
COEFFICIENT OF VARIANCE, %	.0000
STANDARD ERROR OF THE MEAN	.0000
LOWER 95% LIMIT ON THE MEAN	72.0000
UPPER 95% LIMIT ON THE MEAN	72.0000
LOWER 95% LIMIT ON THE RANGE	72.0000
UPPER 95% LIMIT ON THE RANGE	72.0000
GEOMETRIC MEAN	72.0000
LOG10 MEAN	1.8573
LOG10 VARIANCE	.0000
LOG10 STANDARD DEVIATION	.0000
STANDARD ERROR ON THE MEAN	.0000
LOWER 95% LIMIT ON THE MEAN	72.0000
UPPER 95% LIMIT ON THE MEAN	72.0000
LOWER 95% LIMIT ON THE RANGE	72.0000
UPPER 95% LIMIT ON THE RANGE	72.0000
MINIMUM VALUE	72.0000
25TH PERCENTILE OR 1ST QUARTILE	72.0000
50TH PERCENTILE OR MEDIAN	72.0000
75TH PERCENTILE OR 3RD QUARTILE	72.0000
80TH PERCENTILE	72.0000
90TH PERCENTILE	72.0000
95TH PERCENTILE	72.0000
98TH PERCENTILE	72.0000
99TH PERCENTILE	72.0000
MAXIMUM VALUE	72.0000

VARIABLE NAME: ZN SMSM
UNIT OF MEASUREMENT: PPM
DATA SUBSET: UKNN

HISTOGRAM

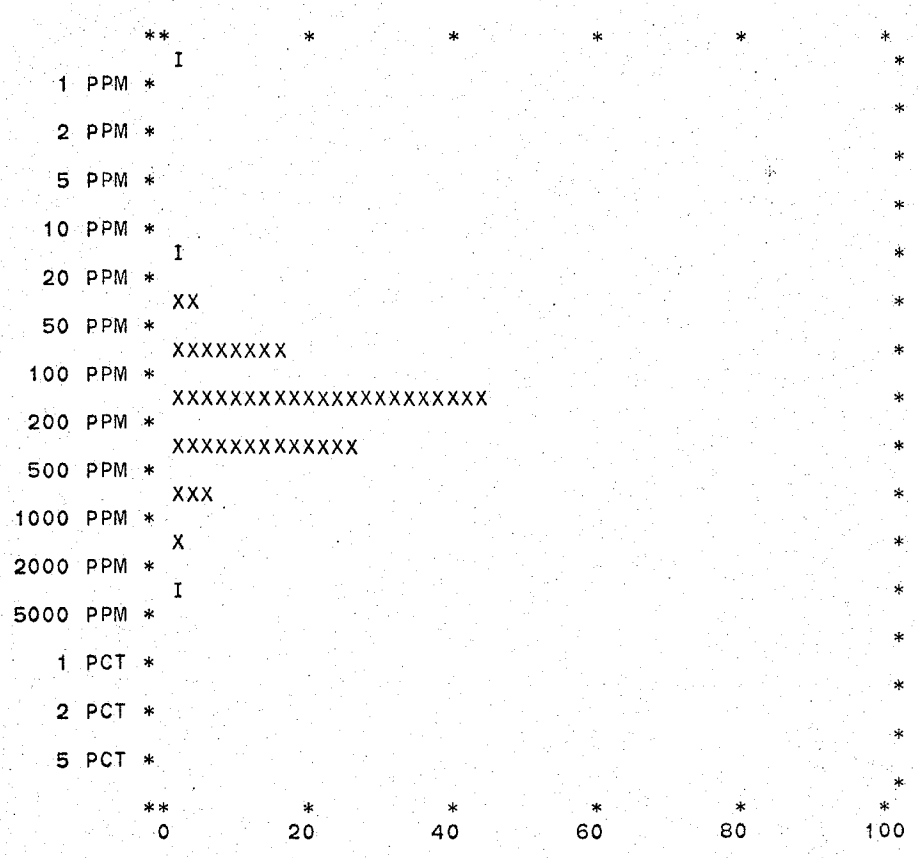

	N	%	CUM %
	6	.99	.99
	1	.16	1.15
	23	3.78	4.93
	101	16.58	21.51
	273	44.83	66.34
	159	26.11	92.45
	35	5.75	98.19
	7	1.15	99.34
	4	.66	100.00

SUMMARY STATISTICS

TOTAL NUMBER OF SAMPLES	609
NUMBER OF ZERO VALUE SAMPLES	6
NUMBER OF NON-ZERO SAMPLES	603
ARITHMETIC MEAN	233.1045
VARIANCE	71636.9575
STANDARD DEVIATION	267.6508
SKEW	5.1345
EXCESS KURTOSIS	39.0217
COEFFICIENT OF VARIANCE, %	114.8201
STANDARD ERROR OF THE MEAN	10.8996
LOWER 95% LIMIT ON THE MEAN	211.6979
UPPER 95% LIMIT ON THE MEAN	254.5111
LOWER 95% LIMIT ON THE RANGE	-292.5577
UPPER 95% LIMIT ON THE RANGE	758.7667
GEOMETRIC MEAN	170.8607
LOG10 MEAN	2.2326
LOG10 VARIANCE	.0993
LOG10 STANDARD DEVIATION	.3151
STANDARD ERROR ON THE MEAN	.0128
LOWER 95% LIMIT ON THE MEAN	161.2270
UPPER 95% LIMIT ON THE MEAN	181.0700
LOWER 95% LIMIT ON THE RANGE	41.0886
UPPER 95% LIMIT ON THE RANGE	710.4986
MINIMUM VALUE	16.0000
25TH PERCENTILE OR 1ST QUARTILE	108.0000
50TH PERCENTILE OR MEDIAN	162.0000
75TH PERCENTILE OR 3RD QUARTILE	250.0000
80TH PERCENTILE	280.0000
90TH PERCENTILE	430.0000
95TH PERCENTILE	670.0000
98TH PERCENTILE	1000.0000
99TH PERCENTILE	1480.0000
MAXIMUM VALUE	3240.0000

SUMMARY STATISTICS

SUBSET	VARIABLE		UNITS	N	ARITH MEAN	STD DEV	CV %	SKEW	EXCESS KURT	95% LIMITS ON MEAN		GEOM MEAN	LOG 10 MEAN	STD DEV	95% LIMITS ON MEAN	
QRTZ	ZN	SMSM	PPM	337	152.	343.	225.1	12.75	190.73	116.	189.	108.	2.0349	.2632	102.	116.
SLSN	ZN	SMSM	PPM	11	282.	140.	49.7	1.66	1.98	189.	375.	258.	2.4118	.1810	196.	340.
SNDS	ZN	SMSM	PPM	122	199.	345.	173.7	5.00	27.92	137.	261.	130.	2.1126	.3093	114.	147.
ARGL	ZN	SMSM	PPM	120	248.	373.	150.6	4.00	17.54	180.	315.	156.	2.1941	.3547	135.	181.
SHLE	ZN	SMSM	PPM	112	504.	882.	174.9	5.72	39.13	339.	669.	301.	2.4780	.3789	255.	354.
DORT	ZN	SMSM	PPM	8	115.	52.1	45.4	1.40	1.19	72.3	157.	106.	2.0269	.1751	76.6	148.
BSLT	ZN	SMSM	PPM	25	119.	43.4	36.5	.64	-.51	101.	137.	112.	2.0482	.1570	96.3	130.
LMSN	ZN	SMSM	PPM	83	215.	181.	84.3	3.63	17.07	175.	254.	175.	2.2422	.2643	153.	199.
DLMT	ZN	SMSM	PPM	80	194.	167.	86.3	2.96	9.38	156.	231.	156.	2.1943	.2605	137.	179.
SYNT	ZN	SMSM	PPM	7	109.	35.2	32.2	-.74	-.76	77.7	141.	103.	2.0125	.1731	72.1	147.
GLCM	ZN	SMSM	PPM	95	161.	169.	105.4	2.87	10.49	126.	195.	115.	2.0612	.3257	98.8	134.
BEXV	ZN	SMSM	PPM	10	167.	107.	64.1	1.17	-.18	91.6	242.	143.	2.1557	.2438	96.4	213.
SCST	ZN	SMSM	PPM	58	85.7	34.5	40.3	2.55	8.69	76.6	94.7	80.9	1.9079	.1389	74.4	88.0
GRNS	ZN	SMSM	PPM	30	106.	86.1	81.3	4.06	17.09	73.8	138.	92.0	1.9638	.1964	77.7	109.
BGNS	ZN	SMSM	PPM	6	66.3	10.5	15.8	-.54	-1.03	55.9	76.8	65.6	1.8169	.0724	55.5	77.5
GRDR	ZN	SMSM	PPM	3	79.3	11.0	13.9	.68	-1.50	59.1	99.6	78.8	1.8968	.0583	61.6	101.
UMFC	ZN	SMSM	PPM	1	72.0	.100E-05	.0	.00	.00	72.0	72.0	72.0	1.8573	.0000	72.0	72.0
UKNN	ZN	SMSM	PPM	603	233.	268.	114.8	5.13	39.02	212.	255.	171.	2.2326	.3151	161.	181.

SUBSET	VARIABLE		UNITS	N	MIN VALUE	PERCENTILE 25TH	50TH	75TH	80TH	90TH	95TH	98TH	99TH	MAX VALUE
QRTZ	ZN	SMSM	PPM	337	28.000	76.000	94.000	133.000	150.000	215.000	345.000	720.000	1160.000	5600.000
SLSN	ZN	SMSM	PPM	11	145.000	205.000	270.000	290.000	419.000	640.000	640.000	640.000	640.000	640.000
SNDS	ZN	SMSM	PPM	122	48.000	85.000	110.000	168.000	178.000	250.000	960.000	1660.000	2750.000	2750.000
ARGL	ZN	SMSM	PPM	120	44.000	96.000	132.000	203.000	245.000	510.000	1000.000	2280.000	2440.000	2440.000
SHLE	ZN	SMSM	PPM	112	86.000	156.000	248.000	455.000	540.000	1080.000	1480.000	4400.000	7600.000	7600.000
DORT	ZN	SMSM	PPM	8	58.000	92.000	110.000	136.000	136.000	230.000	230.000	230.000	230.000	230.000
BSLT	ZN	SMSM	PPM	25	62.000	80.000	114.000	140.000	144.000	200.000	200.000	200.000	200.000	200.000
LMSN	ZN	SMSM	PPM	83	46.000	118.000	182.000	240.000	275.000	325.000	520.000	850.000	1320.000	1320.000
DLMT	ZN	SMSM	PPM	80	39.000	104.000	146.000	205.000	245.000	315.000	605.000	910.000	960.000	960.000
SYNT	ZN	SMSM	PPM	7	47.000	96.000	121.000	139.000	140.000	140.000	140.000	140.000	140.000	140.000
GLCM	ZN	SMSM	PPM	95	28.000	72.000	96.000	178.000	200.000	390.000	525.000	645.000	1120.000	1120.000
BEXV	ZN	SMSM	PPM	10	70.000	94.000	146.000	168.000	350.000	370.000	370.000	370.000	370.000	370.000
SCST	ZN	SMSM	PPM	58	50.000	64.000	76.000	94.000	102.000	124.000	154.000	255.000	255.000	255.000
GRNS	ZN	SMSM	PPM	30	60.000	68.000	80.000	100.000	122.000	184.000	190.000	525.000	525.000	525.000
BGNS	ZN	SMSM	PPM	6	50.000	58.000	70.000	74.000	78.000	78.000	78.000	78.000	78.000	78.000
GRDR	ZN	SMSM	PPM	3	72.000	74.000	74.000	92.000	92.000	92.000	92.000	92.000	92.000	92.000
UMFC	ZN	SMSM	PPM	1	72.000	72.000	72.000	72.000	72.000	72.000	72.000	72.000	72.000	72.000
UKNN	ZN	SMSM	PPM	603	16.000	108.000	162.000	250.000	280.000	430.000	670.000	1000.000	1480.000	3240.000

VARIABLE NAME: CU SMSM | UNIT OF MEASUREMENT: PPM | DATA SUBSET: QRTZ

HISTOGRAM

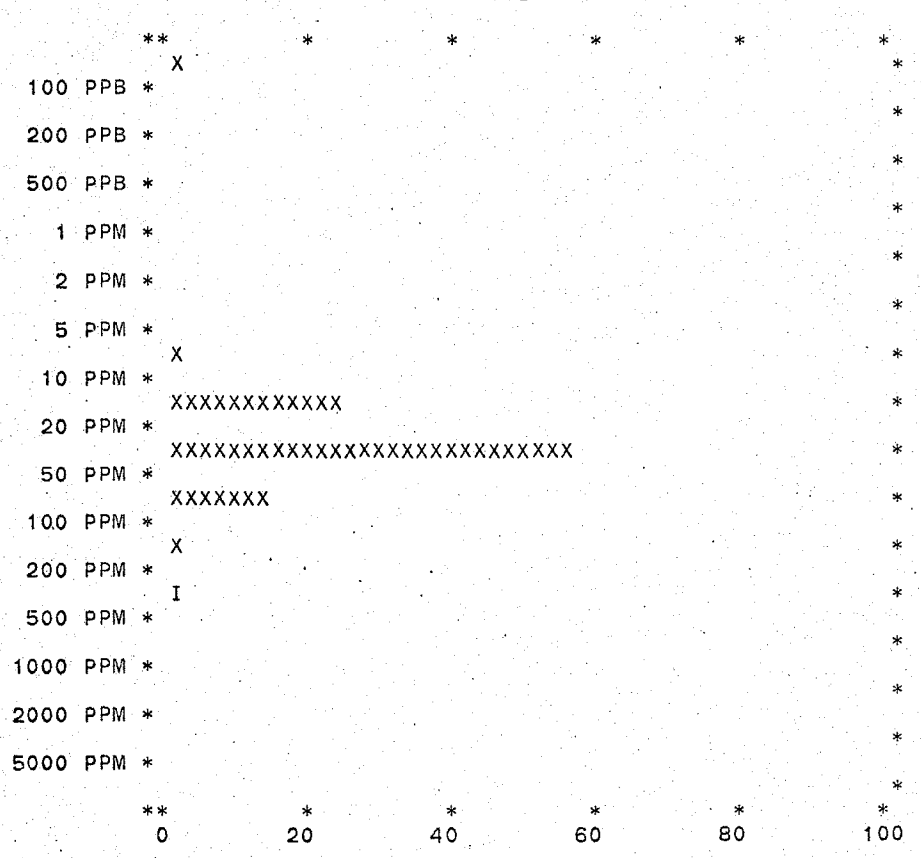

	N	%	CUM %
*			
*	10	2.88	2.88
*			
*			
*			
*			
*			
*			
*	5	1.44	4.32
*			
*	84	24.21	28.53
*			
*	192	55.33	83.86
*			
*	48	13.83	97.69
*			
*	7	2.02	99.71
*			
*	1	.29	100.00
*			
*			
*			
*			
*			
*		

VARIABLE NAME	UNIT OF MEASUREMENT	DATA SUBSET
CU SMSM	PPM	SLSN

HISTOGRAM

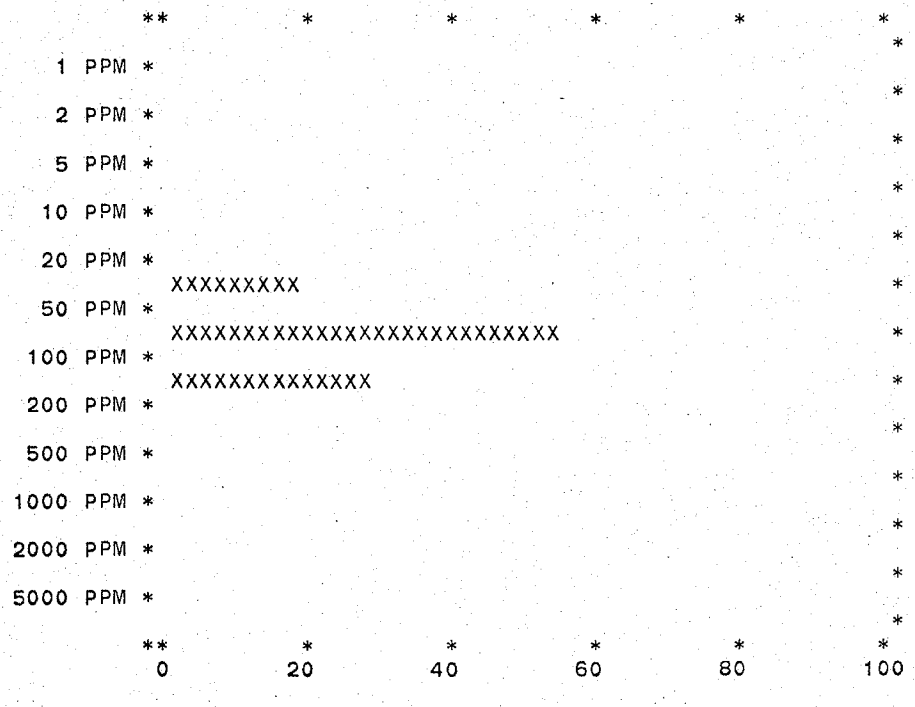

	N	%	CUM %
20 PPM	2	18.18	18.18
100 PPM	6	54.55	72.73
200 PPM	3	27.27	100.00

SUMMARY STATISTICS

TOTAL NUMBER OF SAMPLES	11
NUMBER OF ZERO VALUE SAMPLES	0
NUMBER OF NON-ZERO SAMPLES	11
ARITHMETIC MEAN	71.3636
VARIANCE	1342.4545
STANDARD DEVIATION	36.6395
SKEW	.9907
EXCESS KURTOSIS	-.5145
COEFFICIENT OF VARIANCE, %	51.3420
STANDARD ERROR OF THE MEAN	11.0472
LOWER 95% LIMIT ON THE MEAN	47.0487
UPPER 95% LIMIT ON THE MEAN	95.6786
LOWER 95% LIMIT ON THE RANGE	-9.2800
UPPER 95% LIMIT ON THE RANGE	152.0072
GEOMETRIC MEAN	64.1926
LOG10 MEAN	1.8075
LOG10 VARIANCE	.0417
LOG10 STANDARD DEVIATION	.2042
STANDARD ERROR ON THE MEAN	.0616
LOWER 95% LIMIT ON THE MEAN	46.9854
UPPER 95% LIMIT ON THE MEAN	87.7015
LOWER 95% LIMIT ON THE RANGE	22.8039
UPPER 95% LIMIT ON THE RANGE	180.7011
MINIMUM VALUE	31.0000
25TH PERCENTILE OR 1ST QUARTILE	55.0000
50TH PERCENTILE OR MEDIAN	57.0000
75TH PERCENTILE OR 3RD QUARTILE	104.0000
80TH PERCENTILE	132.0000
90TH PERCENTILE	140.0000
95TH PERCENTILE	140.0000
98TH PERCENTILE	140.0000
99TH PERCENTILE	140.0000
MAXIMUM VALUE	140.0000

VARIABLE NAME: CU SMSM
UNIT OF MEASUREMENT: PPM
DATA SUBSET: SNDS

HISTOGRAM

		N	%	CUM %
100 PPB	XX	4	3.17	3.17
200 PPB				
500 PPB				
1 PPM				
2 PPM				
5 PPM	XX	5	3.97	7.14
10 PPM	XXXXXXXXXXXXX	36	28.57	35.71
20 PPM	XXXXXXXXXXXXXXXXXXXXXXXX	60	47.62	83.33
50 PPM	XXXXXXXX	19	15.08	98.41
100 PPM	X	2	1.59	100.00
200 PPM				
500 PPM				
1000 PPM				
2000 PPM				
5000 PPM				

0 20 40 60 80 100

PERCENT

SUMMARY STATISTICS

TOTAL NUMBER OF SAMPLES	126
NUMBER OF ZERO VALUE SAMPLES	4
NUMBER OF NON-ZERO SAMPLES	122
ARITHMETIC MEAN	33.6393
VARIANCE	474.3151
STANDARD DEVIATION	21.7788
SKEW	1.5888
EXCESS KURTOSIS	2.5981
COEFFICIENT OF VARIANCE, %	64.7420
STANDARD ERROR OF THE MEAN	1.9718
LOWER 95% LIMIT ON THE MEAN	29.7361
UPPER 95% LIMIT ON THE MEAN	37.5426
LOWER 95% LIMIT ON THE RANGE	-9.4739
UPPER 95% LIMIT ON THE RANGE	76.7526
GEOMETRIC MEAN	28.2100
LOG10 MEAN	1.4504
LOG10 VARIANCE	.0649
LOG10 STANDARD DEVIATION	.2547
STANDARD ERROR ON THE MEAN	.0231
LOWER 95% LIMIT ON THE MEAN	25.3958
UPPER 95% LIMIT ON THE MEAN	31.3361
LOWER 95% LIMIT ON THE RANGE	8.8364
UPPER 95% LIMIT ON THE RANGE	90.0594
MINIMUM VALUE	9.0000
25TH PERCENTILE OR 1ST QUARTILE	18.0000
50TH PERCENTILE OR MEDIAN	28.0000
75TH PERCENTILE OR 3RD QUARTILE	40.0000
80TH PERCENTILE	41.0000
90TH PERCENTILE	67.0000
95TH PERCENTILE	79.0000
98TH PERCENTILE	102.0000
99TH PERCENTILE	123.0000
MAXIMUM VALUE	123.0000

VARIABLE NAME: CU SMSM
UNIT OF MEASUREMENT: PPM
DATA SUBSET: ARGL

HISTOGRAM

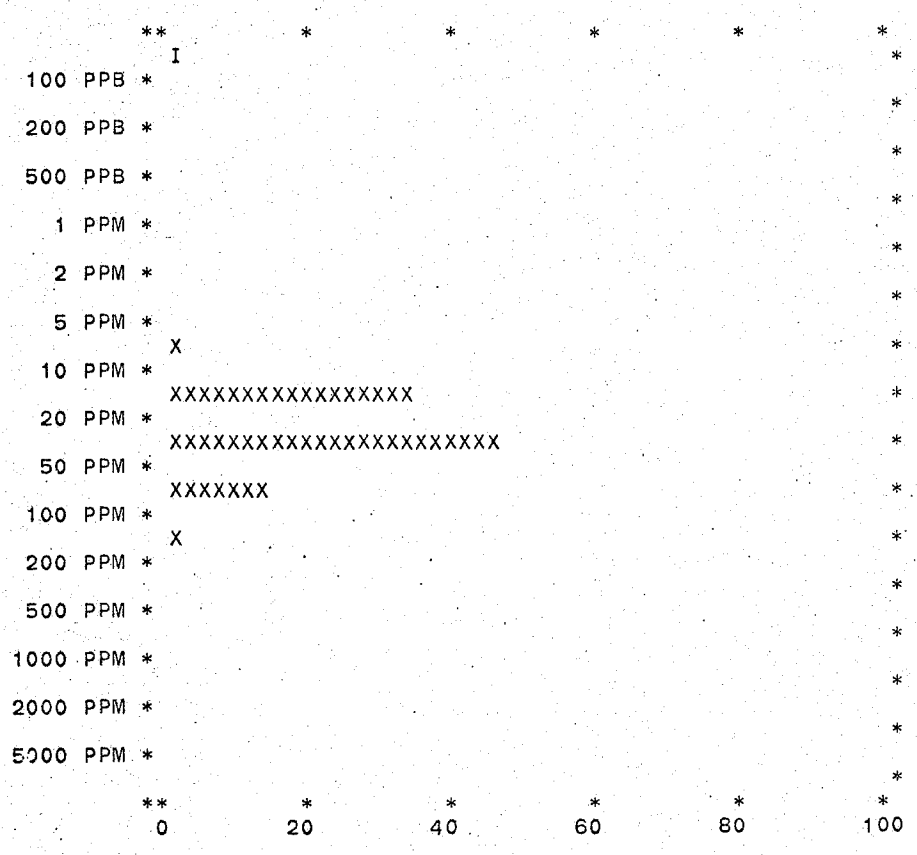

	N	%	CUM %
*	1	.83	.83
*			
*			
*			
*			
*			
*	3	2.48	3.31
*	42	34.71	38.02
*	55	45.45	83.47
*	17	14.05	97.52
*	3	2.48	100.00
*			
*			
*			
*			
*			
*			

SUMMARY STATISTICS

TOTAL NUMBER OF SAMPLES	121
NUMBER OF ZERO VALUE SAMPLES	1
NUMBER OF NON-ZERO SAMPLES	120
ARITHMETIC MEAN	34.0667
VARIANCE	500.3989
STANDARD DEVIATION	22.3696
SKEW	1.5891
EXCESS KURTOSIS	2.7741
COEFFICIENT OF VARIANCE, %	65.6642
STANDARD ERROR OF THE MEAN	2.0421
LOWER 95% LIMIT ON THE MEAN	30.0234
UPPER 95% LIMIT ON THE MEAN	38.1099
LOWER 95% LIMIT ON THE RANGE	-10.2251
UPPER 95% LIMIT ON THE RANGE	78.3585
GEOMETRIC MEAN	28.3434
LOG10 MEAN	1.4525
LOG10 VARIANCE	.0683
LOG10 STANDARD DEVIATION	.2613
STANDARD ERROR ON THE MEAN	.0239
LOWER 95% LIMIT ON THE MEAN	25.4226
UPPER 95% LIMIT ON THE MEAN	31.5998
LOWER 95% LIMIT ON THE RANGE	8.6109
UPPER 95% LIMIT ON THE RANGE	93.2944
MINIMUM VALUE	8.0000
25TH PERCENTILE OR 1ST QUARTILE	16.0000
50TH PERCENTILE OR MEDIAN	30.0000
75TH PERCENTILE OR 3RD QUARTILE	42.0000
80TH PERCENTILE	46.0000
90TH PERCENTILE	64.0000
95TH PERCENTILE	86.0000
98TH PERCENTILE	102.0000
99TH PERCENTILE	126.0000
MAXIMUM VALUE	126.0000

VARIABLE NAME: CU SMSM
UNIT OF MEASUREMENT: PPM
DATA SUBSET: SHLE

HISTOGRAM

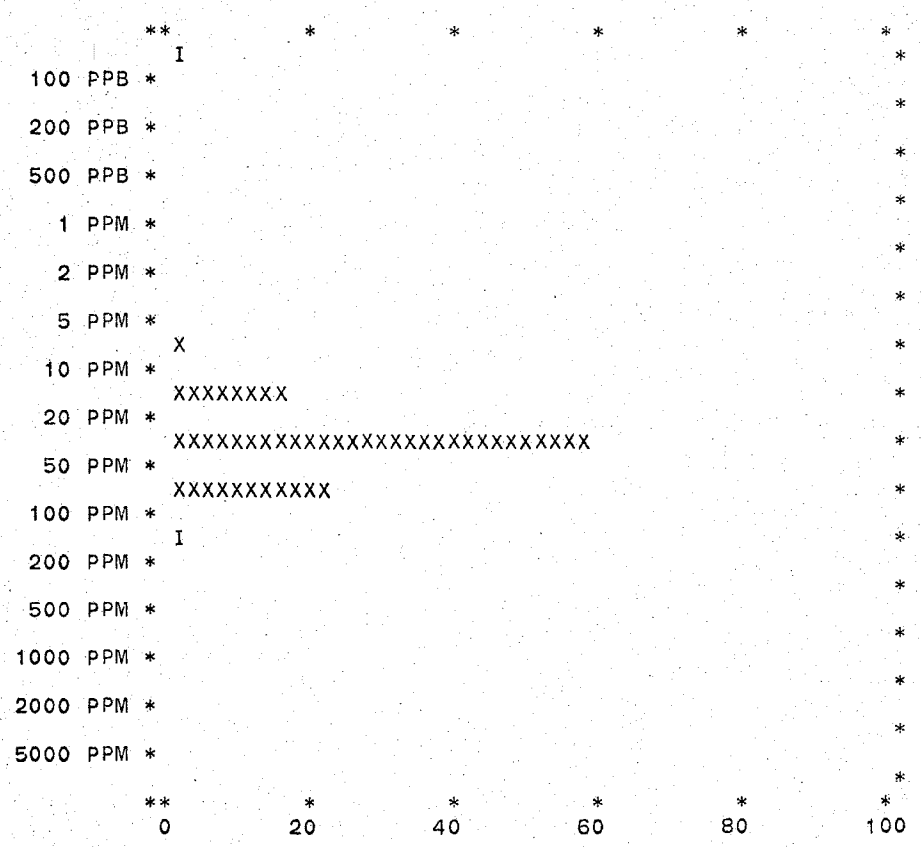

	N	%	CUM %
I	1	.88	.88
X	2	1.77	2.65
XXXXXXXX	18	15.93	18.58
XXXXXXXXXXXXXXXXXXXXXXXXXXXX	66	58.41	76.99
XXXXXXXXXXX	25	22.12	99.12
I	1	.88	100.00

SUMMARY STATISTICS

TOTAL NUMBER OF SAMPLES	113
NUMBER OF ZERO VALUE SAMPLES	1
NUMBER OF NON-ZERO SAMPLES	112
ARITHMETIC MEAN	39.7143
VARIANCE	522.5663
STANDARD DEVIATION	22.8597
SKEW	1.0779
EXCESS KURTOSIS	.4607
COEFFICIENT OF VARIANCE, %	57.5604
STANDARD ERROR OF THE MEAN	2.1600
LOWER 95% LIMIT ON THE MEAN	35.4340
UPPER 95% LIMIT ON THE MEAN	43.9946
LOWER 95% LIMIT ON THE RANGE	-5.5845
UPPER 95% LIMIT ON THE RANGE	85.0131
GEOMETRIC MEAN	33.8908
LOG10 MEAN	1.5301
LOG10 VARIANCE	.0623
LOG10 STANDARD DEVIATION	.2497
STANDARD ERROR ON THE MEAN	.0236
LOWER 95% LIMIT ON THE MEAN	30.4319
UPPER 95% LIMIT ON THE MEAN	37.7429
LOWER 95% LIMIT ON THE RANGE	10.8466
UPPER 95% LIMIT ON THE RANGE	105.8935
MINIMUM VALUE	8.0000
25TH PERCENTILE OR 1ST QUARTILE	26.0000
50TH PERCENTILE OR MEDIAN	36.0000
75TH PERCENTILE OR 3RD QUARTILE	48.0000
80TH PERCENTILE	58.0000
90TH PERCENTILE	80.0000
95TH PERCENTILE	90.0000
98TH PERCENTILE	100.0000
99TH PERCENTILE	101.0000
MAXIMUM VALUE	101.0000

VARIABLE NAME	UNIT OF MEASUREMENT	DATA SUBSET
CU SMSM	PPM	DORT

HISTOGRAM

	N	%	CUM %
1 PPM			
2 PPM			
5 PPM			
10 PPM			
20 PPM XXXXXX	1	12.50	12.50
50 PPM XXXXXXXXXXXXXXXXXXXXXXXXXXXXXX	5	62.50	75.00
100 PPM XXXXXXXXXXXXX	2	25.00	100.00
200 PPM			
500 PPM			

0 20 40 60 80 100

PERCENT

SUMMARY STATISTICS

TOTAL NUMBER OF SAMPLES	8
NUMBER OF ZERO VALUE SAMPLES	0
NUMBER OF NON-ZERO SAMPLES	8
ARITHMETIC MEAN	40.2500
VARIANCE	549.0714
STANDARD DEVIATION	23.4323
SKEW	.8874
EXCESS KURTOSIS	-.9032
COEFFICIENT OF VARIANCE, %	58.2168
STANDARD ERROR OF THE MEAN	8.2846
LOWER 95% LIMIT ON THE MEAN	21.1458
UPPER 95% LIMIT ON THE MEAN	59.3542
LOWER 95% LIMIT ON THE RANGE	-13.7848
UPPER 95% LIMIT ON THE RANGE	94.2848
GEOMETRIC MEAN	35.2639
LOG10 MEAN	1.5473
LOG10 VARIANCE	.0536
LOG10 STANDARD DEVIATION	.2316
STANDARD ERROR ON THE MEAN	.0819
LOWER 95% LIMIT ON THE MEAN	22.8293
UPPER 95% LIMIT ON THE MEAN	54.4715
LOWER 95% LIMIT ON THE RANGE	10.3089
UPPER 95% LIMIT ON THE RANGE	120.6279
MINIMUM VALUE	19.0000
25TH PERCENTILE OR 1ST QUARTILE	24.0000
50TH PERCENTILE OR MEDIAN	32.0000
75TH PERCENTILE OR 3RD QUARTILE	75.0000
80TH PERCENTILE	75.0000
90TH PERCENTILE	78.0000
95TH PERCENTILE	78.0000
98TH PERCENTILE	78.0000
99TH PERCENTILE	78.0000
MAXIMUM VALUE	78.0000

VARIABLE NAME	UNIT OF MEASUREMENT	DATA SUBSET
CU SMSM	PPM	BSLT

HISTOGRAM

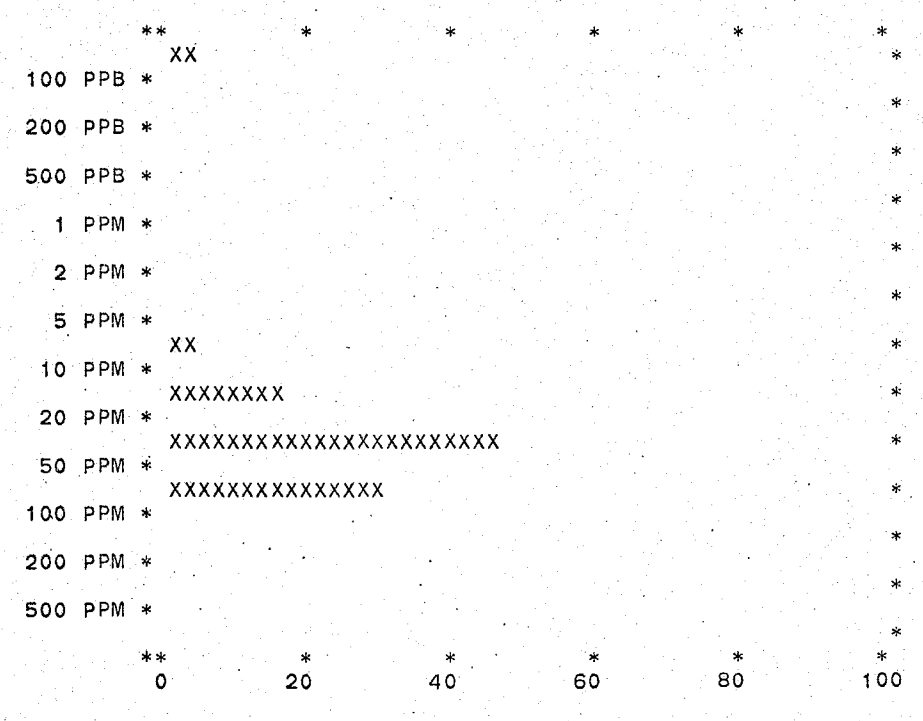

	N	%	CUM %
XX	1	3.85	3.85
XX	1	3.85	7.69
XXXXXXXX	4	15.38	23.08
XXXXXXXXXXXXXXXXXXXXXXX	12	46.15	69.23
XXXXXXXXXXXXXXX	8	30.77	100.00

SUMMARY STATISTICS

TOTAL NUMBER OF SAMPLES	26
NUMBER OF ZERO VALUE SAMPLES	1
NUMBER OF NON-ZERO SAMPLES	25
ARITHMETIC MEAN	40.4000
VARIANCE	427.6667
STANDARD DEVIATION	20.6801
SKEW	.5271
EXCESS KURTOSIS	-.3265
COEFFICIENT OF VARIANCE, %	51.1884
STANDARD ERROR OF THE MEAN	4.1360
LOWER 95% LIMIT ON THE MEAN	31.8798
UPPER 95% LIMIT ON THE MEAN	48.9202
LOWER 95% LIMIT ON THE RANGE	-2.2010
UPPER 95% LIMIT ON THE RANGE	83.0010
GEOMETRIC MEAN	35.0437
LOG10 MEAN	1.5446
LOG10 VARIANCE	.0616
LOG10 STANDARD DEVIATION	.2482
STANDARD ERROR ON THE MEAN	.0496
LOWER 95% LIMIT ON THE MEAN	27.6921
UPPER 95% LIMIT ON THE MEAN	44.3471
LOWER 95% LIMIT ON THE RANGE	10.7979
UPPER 95% LIMIT ON THE RANGE	113.7322

MINIMUM VALUE	10.0000
25TH PERCENTILE OR 1ST QUARTILE	22.0000
50TH PERCENTILE OR MEDIAN	41.0000
75TH PERCENTILE OR 3RD QUARTILE	55.0000
80TH PERCENTILE	55.0000
90TH PERCENTILE	70.0000
95TH PERCENTILE	91.0000
98TH PERCENTILE	91.0000
99TH PERCENTILE	91.0000
MAXIMUM VALUE	91.0000

VARIABLE NAME: CU SMSM
UNIT OF MEASUREMENT: PPM
DATA SUBSET: LMSN

HISTOGRAM

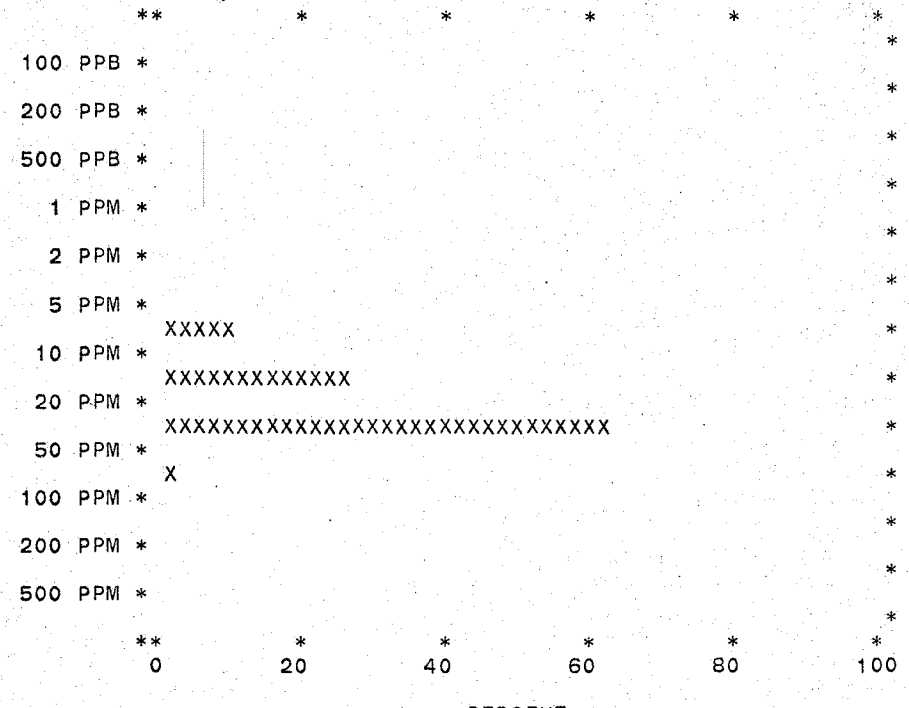

	N	%	CUM %
XXXXX	8	9.64	9.64
XXXXXXXXXXXX	21	25.30	34.94
XXXXXXXXXXXXXXXXXXXXXXXXXXXXXX	52	62.65	97.59
X	2	2.41	100.00

SUMMARY STATISTICS

TOTAL NUMBER OF SAMPLES	83
NUMBER OF ZERO VALUE SAMPLES	0
NUMBER OF NON-ZERO SAMPLES	83
ARITHMETIC MEAN	23.9036
VARIANCE	103.4540
STANDARD DEVIATION	10.1712
SKEW	.8869
EXCESS KURTOSIS	1.0560
COEFFICIENT OF VARIANCE, %	42.5510
STANDARD ERROR OF THE MEAN	1.1164
LOWER 95% LIMIT ON THE MEAN	21.6825
UPPER 95% LIMIT ON THE MEAN	26.1247
LOWER 95% LIMIT ON THE RANGE	3.6686
UPPER 95% LIMIT ON THE RANGE	44.1387
GEOMETRIC MEAN	21.8049
LOG10 MEAN	1.3386
LOG10 VARIANCE	.0373
LOG10 STANDARD DEVIATION	.1930
STANDARD ERROR ON THE MEAN	.0212
LOWER 95% LIMIT ON THE MEAN	19.7880
UPPER 95% LIMIT ON THE MEAN	24.0274
LOWER 95% LIMIT ON THE RANGE	9.0060
UPPER 95% LIMIT ON THE RANGE	52.7932
MINIMUM VALUE	8.0000
25TH PERCENTILE OR 1ST QUARTILE	18.0000
50TH PERCENTILE OR MEDIAN	24.0000
75TH PERCENTILE OR 3RD QUARTILE	28.0000
80TH PERCENTILE	28.0000
90TH PERCENTILE	40.0000
95TH PERCENTILE	46.0000
98TH PERCENTILE	52.0000
99TH PERCENTILE	56.0000
MAXIMUM VALUE	56.0000

VARIABLE NAME	UNIT OF MEASUREMENT	DATA SUBSET
CU SMSM	PPM	DLMT

HISTOGRAM

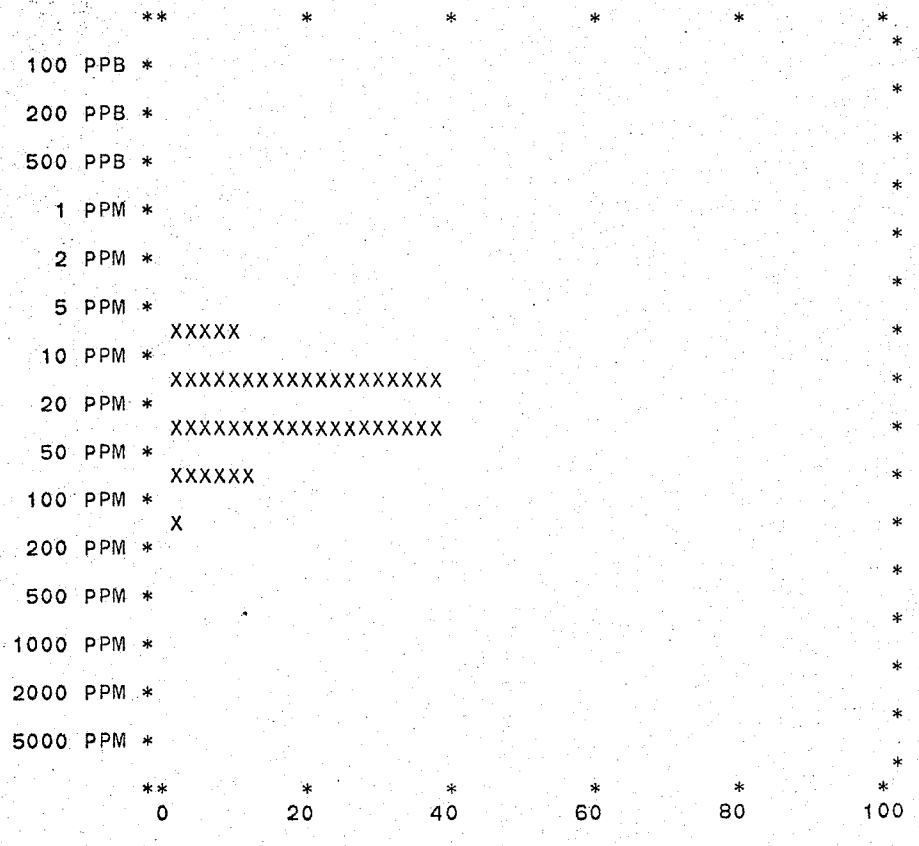

	N	%	CUM %
XXXXX	8	10.00	10.00
XXXXXXXXXXXXXXXXXX	31	38.75	48.75
XXXXXXXXXXXXXXXXXX	30	37.50	86.25
XXXXXX	9	11.25	97.50
X	2	2.50	100.00

SUMMARY STATISTICS

TOTAL NUMBER OF SAMPLES	80
NUMBER OF ZERO VALUE SAMPLES	0
NUMBER OF NON-ZERO SAMPLES	80
ARITHMETIC MEAN	28.9375
VARIANCE	575.8568
STANDARD DEVIATION	23.9970
SKEW	2.1316
EXCESS KURTOSIS	4.3268
COEFFICIENT OF VARIANCE, %	82.9271
STANDARD ERROR OF THE MEAN	2.6829
LOWER 95% LIMIT ON THE MEAN	23.5974
UPPER 95% LIMIT ON THE MEAN	34.2776
LOWER 95% LIMIT ON THE RANGE	-18.8262
UPPER 95% LIMIT ON THE RANGE	76.7012
GEOMETRIC MEAN	22.9521
LOG10 MEAN	1.3608
LOG10 VARIANCE	.0764
LOG10 STANDARD DEVIATION	.2764
STANDARD ERROR ON THE MEAN	.0309
LOWER 95% LIMIT ON THE MEAN	19.9211
UPPER 95% LIMIT ON THE MEAN	26.4444
LOWER 95% LIMIT ON THE RANGE	6.4664
UPPER 95% LIMIT ON THE RANGE	81.4675
MINIMUM VALUE	10.0000
25TH PERCENTILE OR 1ST QUARTILE	14.0000
50TH PERCENTILE OR MEDIAN	22.0000
75TH PERCENTILE OR 3RD QUARTILE	32.0000
80TH PERCENTILE	35.0000
90TH PERCENTILE	64.0000
95TH PERCENTILE	90.0000
98TH PERCENTILE	106.0000
99TH PERCENTILE	128.0000
MAXIMUM VALUE	128.0000

VARIABLE NAME	UNIT OF MEASUREMENT	DATA SUBSET
CU SMSM	PPM	SYNT

HISTOGRAM

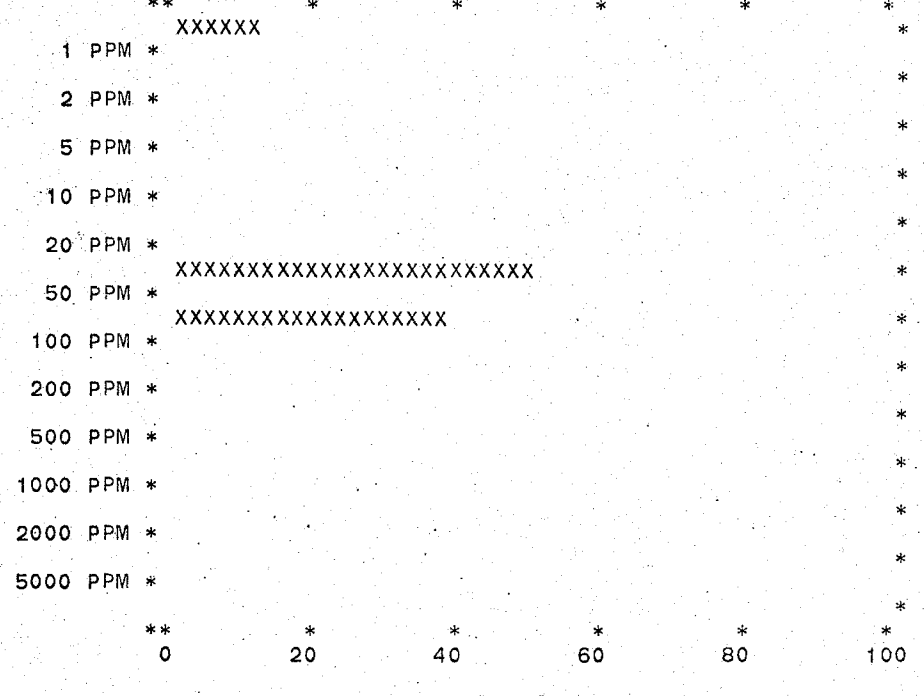

	N	%	CUM %
1 PPM	1	12.50	12.50
2 PPM			
5 PPM			
10 PPM			
20 PPM	4	50.00	62.50
50 PPM			
100 PPM	3	37.50	100.00
200 PPM			
500 PPM			
1000 PPM			
2000 PPM			
5000 PPM			

SUMMARY STATISTICS

TOTAL NUMBER OF SAMPLES	8
NUMBER OF ZERO VALUE SAMPLES	1
NUMBER OF NON-ZERO SAMPLES	7
ARITHMETIC MEAN	50.2857
VARIANCE	666.9048
STANDARD DEVIATION	25.8245
SKEW	1.0622
EXCESS KURTOSIS	-.0799
COEFFICIENT OF VARIANCE, %	51.3555
STANDARD ERROR OF THE MEAN	9.7607
LOWER 95% LIMIT ON THE MEAN	27.2016
UPPER 95% LIMIT ON THE MEAN	73.3699
LOWER 95% LIMIT ON THE RANGE	-10.7892
UPPER 95% LIMIT ON THE RANGE	111.3607
GEOMETRIC MEAN	45.5566
LOG10 MEAN	1.6586
LOG10 VARIANCE	.0409
LOG10 STANDARD DEVIATION	.2022
STANDARD ERROR ON THE MEAN	.0764
LOWER 95% LIMIT ON THE MEAN	30.0481
UPPER 95% LIMIT ON THE MEAN	69.0696
LOWER 95% LIMIT ON THE RANGE	15.1485
UPPER 95% LIMIT ON THE RANGE	137.0038

MINIMUM VALUE	28.0000
25TH PERCENTILE OR 1ST QUARTILE	33.0000
50TH PERCENTILE OR MEDIAN	42.0000
75TH PERCENTILE OR 3RD QUARTILE	66.0000
80TH PERCENTILE	100.0000
90TH PERCENTILE	100.0000
95TH PERCENTILE	100.0000
98TH PERCENTILE	100.0000
99TH PERCENTILE	100.0000
MAXIMUM VALUE	100.0000

VARIABLE NAME: CU SMSM
UNIT OF MEASUREMENT: PPM
DATA SUBSET: GLCM

HISTOGRAM

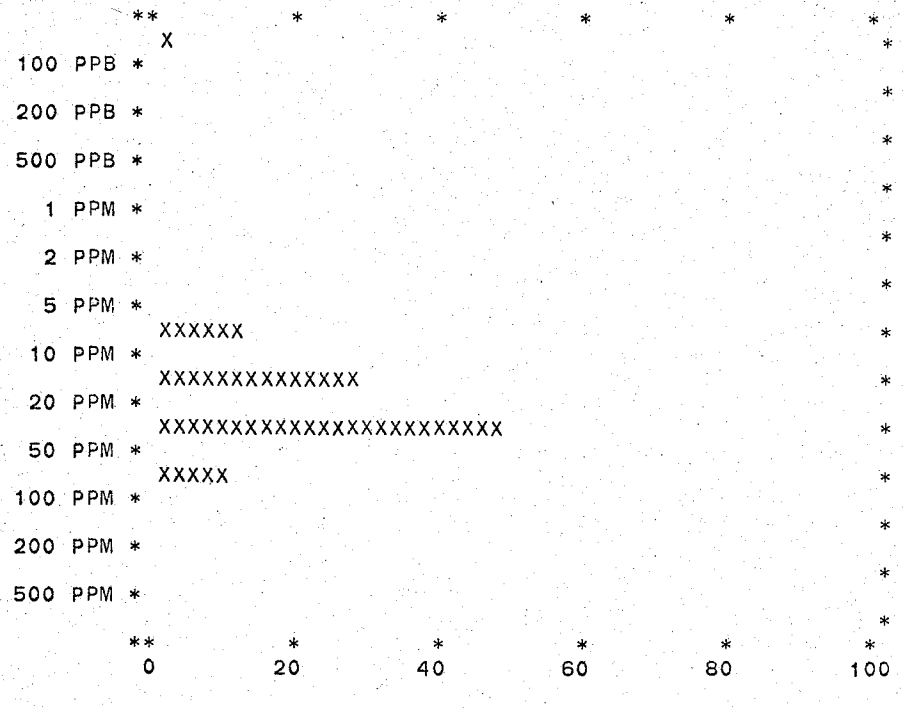

	N	%	CUM %
100 PPB	1	1.04	1.04
200 PPB			
500 PPB			
1 PPM			
2 PPM			
5 PPM			
10 PPM	12	12.50	13.54
20 PPM	27	28.13	41.67
50 PPM	47	48.96	90.62
100 PPM	9	9.38	100.00
200 PPM			
500 PPM			

SUMMARY STATISTICS

TOTAL NUMBER OF SAMPLES	96
NUMBER OF ZERO VALUE SAMPLES	1
NUMBER OF NON-ZERO SAMPLES	95
ARITHMETIC MEAN	27.4737
VARIANCE	281.9754
STANDARD DEVIATION	16.7921
SKEW	1.3733
EXCESS KURTOSIS	1.8359
COEFFICIENT OF VARIANCE, %	61.1208
STANDARD ERROR OF THE MEAN	1.7228
LOWER 95% LIMIT ON THE MEAN	24.0528
UPPER 95% LIMIT ON THE MEAN	30.8945
LOWER 95% LIMIT ON THE RANGE	-5.8688
UPPER 95% LIMIT ON THE RANGE	60.8161
GEOMETRIC MEAN	23.2048
LOG10 MEAN	1.3656
LOG10 VARIANCE	.0650
LOG10 STANDARD DEVIATION	.2550
STANDARD ERROR ON THE MEAN	.0262
LOWER 95% LIMIT ON THE MEAN	20.5888
UPPER 95% LIMIT ON THE MEAN	26.1531
LOWER 95% LIMIT ON THE RANGE	7.2321
UPPER 95% LIMIT ON THE RANGE	74.4546

MINIMUM VALUE	6.0000
25TH PERCENTILE OR 1ST QUARTILE	14.0000
50TH PERCENTILE OR MEDIAN	24.0000
75TH PERCENTILE OR 3RD QUARTILE	34.0000
80TH PERCENTILE	38.0000
90TH PERCENTILE	50.0000
95TH PERCENTILE	62.0000
98TH PERCENTILE	80.0000
99TH PERCENTILE	86.0000
MAXIMUM VALUE	86.0000

VARIABLE NAME	UNIT OF MEASUREMENT	DATA SUBSET
CU SMSM	PPM	BEXV

HISTOGRAM



	N	%	CUM %
XXXXX	1	9.09	9.09
XXXXXXXXX	2	18.18	27.27
XXXXXXXXXXXXXXXXXXXXXXXXXXXXXXX	7	63.64	90.91
XXXXX	1	9.09	100.00

SUMMARY STATISTICS

TOTAL NUMBER OF SAMPLES	11
NUMBER OF ZERO VALUE SAMPLES	1
NUMBER OF NON-ZERO SAMPLES	10
ARITHMETIC MEAN	36.8000
VARIANCE	450.8444
STANDARD DEVIATION	21.2331
SKEW	1.4075
EXCESS KURTOSIS	1.4160
COEFFICIENT OF VARIANCE, %	57.6986
STANDARD ERROR OF THE MEAN	6.7145
LOWER 95% LIMIT ON THE MEAN	21.8401
UPPER 95% LIMIT ON THE MEAN	51.7599
LOWER 95% LIMIT ON THE RANGE	-10.5073
UPPER 95% LIMIT ON THE RANGE	84.1073
GEOMETRIC MEAN	32.4115
LOG10 MEAN	1.5107
LOG10 VARIANCE	.0505
LOG10 STANDARD DEVIATION	.2248
STANDARD ERROR ON THE MEAN	.0711
LOWER 95% LIMIT ON THE MEAN	22.5073
UPPER 95% LIMIT ON THE MEAN	46.6741
LOWER 95% LIMIT ON THE RANGE	10.2299
UPPER 95% LIMIT ON THE RANGE	102.6899
MINIMUM VALUE	16.0000
25TH PERCENTILE OR 1ST QUARTILE	24.0000
50TH PERCENTILE OR MEDIAN	38.0000
75TH PERCENTILE OR 3RD QUARTILE	44.0000
80TH PERCENTILE	48.0000
90TH PERCENTILE	88.0000
95TH PERCENTILE	88.0000
98TH PERCENTILE	88.0000
99TH PERCENTILE	88.0000
MAXIMUM VALUE	88.0000

VARIABLE NAME: CU SMSM
UNIT OF MEASUREMENT: PPM
DATA SUBSET: SCST

HISTOGRAM



	N	%	CUM %
XXXXX	6	10.34	10.34
XXXXXXXXXXXXXXXXXXXXXXXXXXXXXX	36	62.07	72.41
XXXXXXXXXXXXX	15	25.86	98.28
X	1	1.72	100.00

SUMMARY STATISTICS

TOTAL NUMBER OF SAMPLES	58
NUMBER OF ZERO VALUE SAMPLES	0
NUMBER OF NON-ZERO SAMPLES	58
ARITHMETIC MEAN	18.6897
VARIANCE	53.8318
STANDARD DEVIATION	7.3370
SKEW	1.9500
EXCESS KURTOSIS	6.4616
COEFFICIENT OF VARIANCE, %	39.2571
STANDARD ERROR OF THE MEAN	.9634
LOWER 95% LIMIT ON THE MEAN	16.7613
UPPER 95% LIMIT ON THE MEAN	20.6180
LOWER 95% LIMIT ON THE RANGE	4.0039
UPPER 95% LIMIT ON THE RANGE	33.3754
GEOMETRIC MEAN	17.5289
LOG10 MEAN	1.2438
LOG10 VARIANCE	.0239
LOG10 STANDARD DEVIATION	.1545
STANDARD ERROR ON THE MEAN	.0203
LOWER 95% LIMIT ON THE MEAN	15.9642
UPPER 95% LIMIT ON THE MEAN	19.2469
LOWER 95% LIMIT ON THE RANGE	8.5999
UPPER 95% LIMIT ON THE RANGE	35.7285
MINIMUM VALUE	8.0000
25TH PERCENTILE OR 1ST QUARTILE	14.0000
50TH PERCENTILE OR MEDIAN	18.0000
75TH PERCENTILE OR 3RD QUARTILE	22.0000
80TH PERCENTILE	22.0000
90TH PERCENTILE	26.0000
95TH PERCENTILE	30.0000
98TH PERCENTILE	52.0000
99TH PERCENTILE	52.0000
MAXIMUM VALUE	52.0000

VARIABLE NAME	UNIT OF MEASUREMENT	DATA SUBSET
CU SMSM	PPM	GRNS

HISTOGRAM



	N	%	CUM %
XX	1	3.23	3.23
XXXXXXXXXXXXXXXXXXXX	13	41.94	45.16
XXXXXXXXXXXXXXXXXXXX	13	41.94	87.10
XXXXXX	4	12.90	100.00

SUMMARY STATISTICS

TOTAL NUMBER OF SAMPLES	31
NUMBER OF ZERO VALUE SAMPLES	1
NUMBER OF NON-ZERO SAMPLES	30
ARITHMETIC MEAN	27.6000
VARIANCE	233.4897
STANDARD DEVIATION	15.2804
SKEW	1.5256
EXCESS KURTOSIS	1.5447
COEFFICIENT OF VARIANCE, %	55.3637
STANDARD ERROR OF THE MEAN	2.7898
LOWER 95% LIMIT ON THE MEAN	21.9032
UPPER 95% LIMIT ON THE MEAN	33.2968
LOWER 95% LIMIT ON THE RANGE	-3.6025
UPPER 95% LIMIT ON THE RANGE	58.8025
GEOMETRIC MEAN	24.5523
LOG10 MEAN	1.3901
LOG10 VARIANCE	.0413
LOG10 STANDARD DEVIATION	.2031
STANDARD ERROR ON THE MEAN	.0371
LOWER 95% LIMIT ON THE MEAN	20.6237
UPPER 95% LIMIT ON THE MEAN	29.2292
LOWER 95% LIMIT ON THE RANGE	9.4477
UPPER 95% LIMIT ON THE RANGE	63.8057
MINIMUM VALUE	14.0000
25TH PERCENTILE OR 1ST QUARTILE	18.0000
50TH PERCENTILE OR MEDIAN	22.0000
75TH PERCENTILE OR 3RD QUARTILE	32.0000
80TH PERCENTILE	36.0000
90TH PERCENTILE	56.0000
95TH PERCENTILE	58.0000
98TH PERCENTILE	74.0000
99TH PERCENTILE	74.0000
MAXIMUM VALUE	74.0000

VARIABLE NAME	UNIT OF MEASUREMENT	DATA SUBSET
CU SMSM	PPM	BGNS

HISTOGRAM

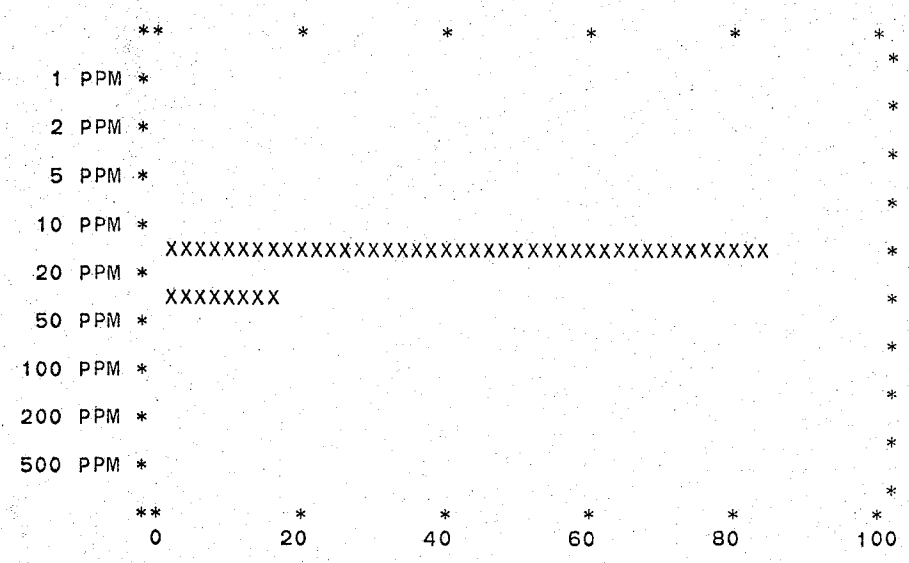

	N	%	CUM %
	5	83.33	83.33
	1	16.67	100.00

SUMMARY STATISTICS

TOTAL NUMBER OF SAMPLES	6
NUMBER OF ZERO VALUE SAMPLES	0
NUMBER OF NON-ZERO SAMPLES	6
ARITHMETIC MEAN	16.6667
VARIANCE	12.2667
STANDARD DEVIATION	3.5024
SKEW	.1813
EXCESS KURTOSIS	-.8620
COEFFICIENT OF VARIANCE, %	21.0143
STANDARD ERROR OF THE MEAN	1.4298
LOWER 95% LIMIT ON THE MEAN	13.1678
UPPER 95% LIMIT ON THE MEAN	20.1655
LOWER 95% LIMIT ON THE RANGE	8.0963
UPPER 95% LIMIT ON THE RANGE	25.2370
GEOMETRIC MEAN	16.3581
LOG10 MEAN	1.2137
LOG10 VARIANCE	.0086
LOG10 STANDARD DEVIATION	.0925
STANDARD ERROR ON THE MEAN	.0378
LOWER 95% LIMIT ON THE MEAN	13.2230
UPPER 95% LIMIT ON THE MEAN	20.2366
LOWER 95% LIMIT ON THE RANGE	9.7138
UPPER 95% LIMIT ON THE RANGE	27.5470
MINIMUM VALUE	12.0000
25TH PERCENTILE OR 1ST QUARTILE	14.0000
50TH PERCENTILE OR MEDIAN	18.0000
75TH PERCENTILE OR 3RD QUARTILE	18.0000
80TH PERCENTILE	22.0000
90TH PERCENTILE	22.0000
95TH PERCENTILE	22.0000
98TH PERCENTILE	22.0000
99TH PERCENTILE	22.0000
MAXIMUM VALUE	22.0000

VARIABLE NAME: CU SMSM
UNIT OF MEASUREMENT: PPM
DATA SUBSET: GRDR

HISTOGRAM



	N	%	CUM %
XXXXXXXXXXXXXXXXXXXXXXXXXXXXXXX	2	66.67	66.67
XXXXXXXXXXXXXXXX	1	33.33	100.00

SUMMARY STATISTICS

TOTAL NUMBER OF SAMPLES	3
NUMBER OF ZERO VALUE SAMPLES	0
NUMBER OF NON-ZERO SAMPLES	3
ARITHMETIC MEAN	16.6667
VARIANCE	25.3333
STANDARD DEVIATION	5.0332
SKEW	.2391
EXCESS KURTOSIS	-1.5000
COEFFICIENT OF VARIANCE, %	30.1993
STANDARD ERROR OF THE MEAN	2.9059
LOWER 95% LIMIT ON THE MEAN	7.4200
UPPER 95% LIMIT ON THE MEAN	25.9133
LOWER 95% LIMIT ON THE RANGE	.6510
UPPER 95% LIMIT ON THE RANGE	32.6824
GEOMETRIC MEAN	16.1650
LOG10 MEAN	1.2086
LOG10 VARIANCE	.0173
LOG10 STANDARD DEVIATION	.1317
STANDARD ERROR ON THE MEAN	.0760
LOWER 95% LIMIT ON THE MEAN	9.2612
UPPER 95% LIMIT ON THE MEAN	28.2152
LOWER 95% LIMIT ON THE RANGE	6.1600
UPPER 95% LIMIT ON THE RANGE	42.4201
MINIMUM VALUE	12.0000
25TH PERCENTILE OR 1ST QUARTILE	16.0000
50TH PERCENTILE OR MEDIAN	16.0000
75TH PERCENTILE OR 3RD QUARTILE	22.0000
80TH PERCENTILE	22.0000
90TH PERCENTILE	22.0000
95TH PERCENTILE	22.0000
98TH PERCENTILE	22.0000
99TH PERCENTILE	22.0000
MAXIMUM VALUE	22.0000

VARIABLE NAME	UNIT OF MEASUREMENT	DATA SUBSET
CU SMSM	PPM	UMFC

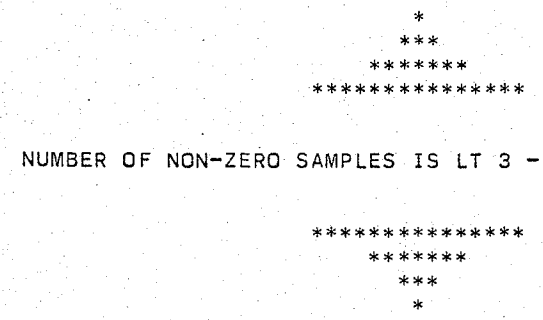

NUMBER OF NON-ZERO SAMPLES IS LT 3 - NO HISTOGRAM

SUMMARY STATISTICS

TOTAL NUMBER OF SAMPLES	1
NUMBER OF ZERO VALUE SAMPLES	0
NUMBER OF NON-ZERO SAMPLES	1
ARITHMETIC MEAN	22.0000
VARIANCE	.0000
STANDARD DEVIATION	.0000
SKEW	.0000
EXCESS KURTOSIS	.0000
COEFFICIENT OF VARIANCE, %	.0000
STANDARD ERROR OF THE MEAN	.0000
LOWER 95% LIMIT ON THE MEAN	22.0000
UPPER 95% LIMIT ON THE MEAN	22.0000
LOWER 95% LIMIT ON THE RANGE	22.0000
UPPER 95% LIMIT ON THE RANGE	22.0000
GEOMETRIC MEAN	22.0000
LOG10 MEAN	1.3424
LOG10 VARIANCE	.0000
LOG10 STANDARD DEVIATION	.0000
STANDARD ERROR ON THE MEAN	.0000
LOWER 95% LIMIT ON THE MEAN	22.0000
UPPER 95% LIMIT ON THE MEAN	22.0000
LOWER 95% LIMIT ON THE RANGE	22.0000
UPPER 95% LIMIT ON THE RANGE	22.0000
MINIMUM VALUE	22.0000
25TH PERCENTILE OR 1ST QUARTILE	22.0000
50TH PERCENTILE OR MEDIAN	22.0000
75TH PERCENTILE OR 3RD QUARTILE	22.0000
80TH PERCENTILE	22.0000
90TH PERCENTILE	22.0000
95TH PERCENTILE	22.0000
98TH PERCENTILE	22.0000
99TH PERCENTILE	22.0000
MAXIMUM VALUE	22.0000

REGIONAL STREAM SEDIMENT AND WATER GEOCHEMICAL RECONNAISSANCE DATA, YUKON TERRITORY 1977. GSC-OF 520, NGR 31-1977, NTS 116B,C,F,G

VARIABLE NAME	UNIT OF MEASUREMENT	DATA SUBSET
CU SMSM	PPM	UKNN

HISTOGRAM

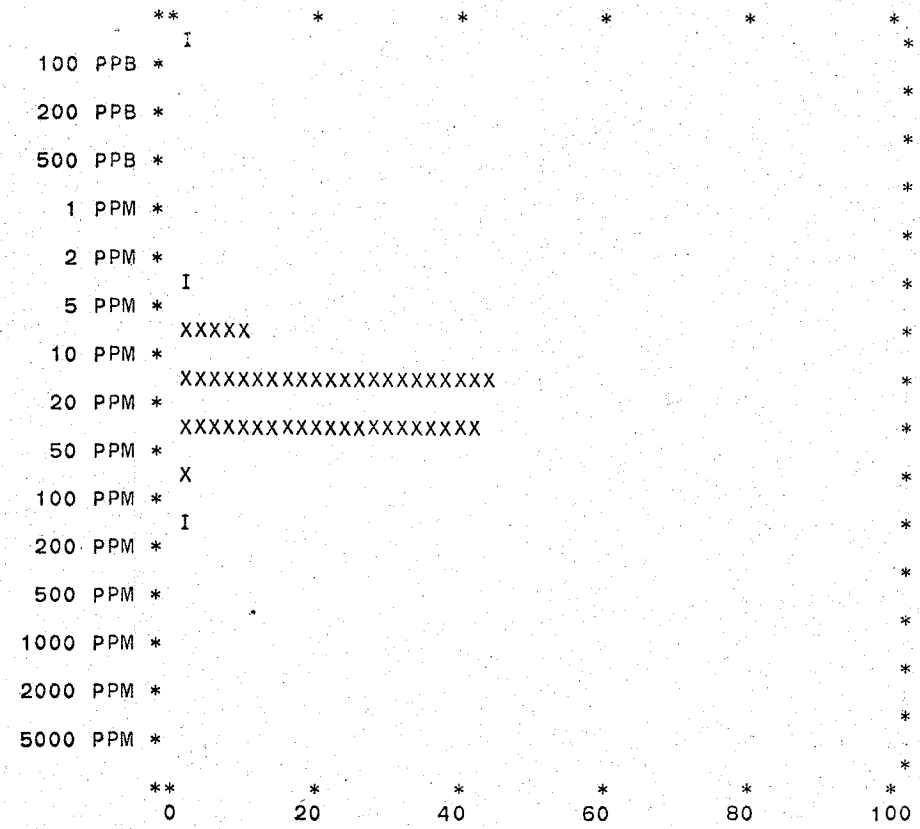

	N	%	CUM %
100 PPB	6	.99	.99
200 PPB			
500 PPB			
1 PPM			
2 PPM			
5 PPM	1	.16	1.15
10 PPM	57	9.36	10.51
20 PPM	273	44.83	55.34
50 PPM	260	42.69	98.03
100 PPM	11	1.81	99.84
200 PPM	1	.16	100.00
500 PPM			
1000 PPM			
2000 PPM			
5000 PPM			

SUMMARY STATISTICS

TOTAL NUMBER OF SAMPLES	609
NUMBER OF ZERO VALUE SAMPLES	6
NUMBER OF NON-ZERO SAMPLES	603
ARITHMETIC MEAN	21.8176
VARIANCE	157.1328
STANDARD DEVIATION	12.5353
SKEW	4.8980
EXCESS KURTOSIS	58.2364
COEFFICIENT OF VARIANCE, %	57.4549
STANDARD ERROR OF THE MEAN	.5105
LOWER 95% LIMIT ON THE MEAN	20.8150
UPPER 95% LIMIT ON THE MEAN	22.8201
LOWER 95% LIMIT ON THE RANGE	-2.8015
UPPER 95% LIMIT ON THE RANGE	46.4366
GEOMETRIC MEAN	19.3175
LOG10 MEAN	1.2860
LOG10 VARIANCE	.0455
LOG10 STANDARD DEVIATION	.2133
STANDARD ERROR ON THE MEAN	.0087
LOWER 95% LIMIT ON THE MEAN	18.5735
UPPER 95% LIMIT ON THE MEAN	20.0913
LOWER 95% LIMIT ON THE RANGE	7.3636
UPPER 95% LIMIT ON THE RANGE	50.6770
MINIMUM VALUE	4.0000
25TH PERCENTILE OR 1ST QUARTILE	14.0000
50TH PERCENTILE OR MEDIAN	20.0000
75TH PERCENTILE OR 3RD QUARTILE	26.0000
80TH PERCENTILE	30.0000
90TH PERCENTILE	36.0000
95TH PERCENTILE	44.0000
98TH PERCENTILE	52.0000
99TH PERCENTILE	56.0000
MAXIMUM VALUE	194.0000

SUMMARY STATISTICS

SUBSET	VARIABLE	UNITS	N	ARITH MEAN	STD DEV	CV %	SKEW	EXCESS KURT	95% LIMITS ON MEAN		GEOM MEAN	LOG 10 MEAN	STD DEV	95% LIMITS ON MEAN	
QRTZ	CU SMSM	PPM	337	35.1	25.6	73.0	3.25	16.23	32.4	37.9	29.6	1.4706	.2410	27.8	31.4
SLSN	CU SMSM	PPM	11	71.4	36.6	51.3	.99	-.51	47.0	95.7	64.2	1.8075	.2042	47.0	87.7
SNDS	CU SMSM	PPM	122	33.6	21.8	64.7	1.59	2.60	29.7	37.5	28.2	1.4504	.2547	25.4	31.3
ARGL	CU SMSM	PPM	120	34.1	22.4	65.7	1.59	2.77	30.0	38.1	28.3	1.4525	.2613	25.4	31.6
SHLE	CU SMSM	PPM	112	39.7	22.9	57.6	1.08	.46	35.4	44.0	33.9	1.5301	.2497	30.4	37.7
DORT	CU SMSM	PPM	8	40.3	23.4	58.2	.89	-.90	21.1	59.4	35.3	1.5473	.2316	22.8	54.5
BSLT	CU SMSM	PPM	25	40.4	20.7	51.2	.53	-.33	31.9	48.9	35.0	1.5446	.2482	27.7	44.3
LMSN	CU SMSM	PPM	83	23.9	10.2	42.6	.89	1.06	21.7	26.1	21.8	1.3386	.1930	19.8	24.0
DLMT	CU SMSM	PPM	80	28.9	24.0	82.9	2.13	4.33	23.6	34.3	23.0	1.3608	.2764	19.9	26.4
SYNT	CU SMSM	PPM	7	50.3	25.8	51.4	1.06	-.08	27.2	73.4	45.6	1.6586	.2022	30.0	69.1
GLCM	CU SMSM	PPM	95	27.5	16.8	61.1	1.37	1.84	24.1	30.9	23.2	1.3656	.2550	20.6	26.2
BEXV	CU SMSM	PPM	10	36.8	21.2	57.7	1.41	1.42	21.8	51.8	32.4	1.5107	.2248	22.5	46.7
SCST	CU SMSM	PPM	58	18.7	7.34	39.3	1.95	6.46	16.8	20.6	17.5	1.2438	.1545	16.0	19.2
GRNS	CU SMSM	PPM	30	27.6	15.3	55.4	1.53	1.54	21.9	33.3	24.6	1.3901	.2031	20.6	29.2
BGNS	CU SMSM	PPM	6	16.7	3.50	21.0	.18	-.86	13.2	20.2	16.4	1.2137	.0925	13.2	20.2
GRDR	CU SMSM	PPM	3	16.7	5.03	30.2	.24	-1.50	7.42	25.9	16.2	1.2086	.1317	9.26	28.2
UMFC	CU SMSM	PPM	1	22.0	.100E-05	.0	.00	.00	22.0	22.0	22.0	1.3424	.0000	22.0	22.0
UKNN	CU SMSM	PPM	603	21.8	12.5	57.5	4.90	58.24	20.8	22.8	19.3	1.2860	.2133	18.6	20.1

SUBSET	VARIABLE	UNITS	N	MIN VALUE	PERCENTILE 25TH	50TH	75TH	80TH	90TH	95TH	98TH	99TH	MAX VALUE
QRTZ	CU SMSM	PPM	337	6.000	20.000	26.000	42.000	48.000	65.000	80.000	102.000	166.000	228.000
SLSN	CU SMSM	PPM	11	31.000	55.000	57.000	104.000	132.000	140.000	140.000	140.000	140.000	140.000
SNDS	CU SMSM	PPM	122	9.000	18.000	28.000	40.000	41.000	67.000	79.000	102.000	123.000	123.000
ARGL	CU SMSM	PPM	120	8.000	16.000	30.000	42.000	46.000	64.000	86.000	102.000	126.000	126.000
SHLE	CU SMSM	PPM	112	8.000	26.000	36.000	48.000	58.000	80.000	90.000	100.000	101.000	101.000
DORT	CU SMSM	PPM	8	19.000	24.000	32.000	75.000	75.000	78.000	78.000	78.000	78.000	78.000
BSLT	CU SMSM	PPM	25	10.000	22.000	41.000	55.000	55.000	70.000	91.000	91.000	91.000	91.000
LMSN	CU SMSM	PPM	83	8.000	18.000	24.000	28.000	28.000	40.000	46.000	52.000	56.000	56.000
DLMT	CU SMSM	PPM	80	10.000	14.000	22.000	32.000	35.000	64.000	90.000	106.000	128.000	128.000
SYNT	CU SMSM	PPM	7	28.000	33.000	42.000	66.000	100.000	100.000	100.000	100.000	100.000	100.000
GLCM	CU SMSM	PPM	95	6.000	14.000	24.000	34.000	38.000	50.000	62.000	80.000	86.000	86.000
BEXV	CU SMSM	PPM	10	16.000	24.000	38.000	44.000	48.000	88.000	88.000	88.000	88.000	88.000
SCST	CU SMSM	PPM	58	8.000	14.000	18.000	22.000	22.000	26.000	30.000	52.000	52.000	52.000
GRNS	CU SMSM	PPM	30	14.000	18.000	22.000	32.000	36.000	56.000	58.000	74.000	74.000	74.000
BGNS	CU SMSM	PPM	6	12.000	14.000	18.000	18.000	22.000	22.000	22.000	22.000	22.000	22.000
GRDR	CU SMSM	PPM	3	12.000	16.000	16.000	22.000	22.000	22.000	22.000	22.000	22.000	22.000
UMFC	CU SMSM	PPM	1	22.000	22.000	22.000	22.000	22.000	22.000	22.000	22.000	22.000	22.000
UKNN	CU SMSM	PPM	603	4.000	14.000	20.000	26.000	30.000	36.000	44.000	52.000	56.000	194.000

VARIABLE NAME	UNIT OF MEASUREMENT	DATA SUBSET
PB SMSM	PPM	QRTZ

HISTOGRAM

		N	%	CUM %
10 PPB	X	10	2.88	2.88
20 PPB				
50 PPB				
100 PPB				
200 PPB				
500 PPB				
1 PPM	X	6	1.73	4.61
2 PPM	X	8	2.31	6.92
5 PPM	XXXXXXXXXX	68	19.60	26.51
10 PPM	XXXXXXXXXXXXX	89	25.65	52.16
20 PPM	XXXXXXXXXXXXX	91	26.22	78.39
50 PPM	XXXXXXXXXX	67	19.31	97.69
100 PPM	X	7	2.02	99.71
200 PPM	I	1	.29	100.00
500 PPM				
1000 PPM				
2000 PPM				
5000 PPM				

0 20 40 60 80 100

PERCENT

SUMMARY STATISTICS

TOTAL NUMBER OF SAMPLES	347
NUMBER OF ZERO VALUE SAMPLES	10
NUMBER OF NON-ZERO SAMPLES	337
ARITHMETIC MEAN	14.4688
VARIANCE	178.8510
STANDARD DEVIATION	13.3735
SKEW	2.9458
EXCESS KURTOSIS	14.2773
COEFFICIENT OF VARIANCE, %	92.4298
STANDARD ERROR OF THE MEAN	.7285
LOWER 95% LIMIT ON THE MEAN	13.0357
UPPER 95% LIMIT ON THE MEAN	15.9020
LOWER 95% LIMIT ON THE RANGE	-11.8403
UPPER 95% LIMIT ON THE RANGE	40.7780
GEOMETRIC MEAN	10.3410
LOG10 MEAN	1.0146
LOG10 VARIANCE	.1334
LOG10 STANDARD DEVIATION	.3652
STANDARD ERROR ON THE MEAN	.0199
LOWER 95% LIMIT ON THE MEAN	9.4499
UPPER 95% LIMIT ON THE MEAN	11.3161
LOWER 95% LIMIT ON THE RANGE	1.9777
UPPER 95% LIMIT ON THE RANGE	54.0710
MINIMUM VALUE	1.0000
25TH PERCENTILE OR 1ST QUARTILE	6.0000
50TH PERCENTILE OR MEDIAN	10.0000
75TH PERCENTILE OR 3RD QUARTILE	19.0000
80TH PERCENTILE	22.0000
90TH PERCENTILE	29.0000
95TH PERCENTILE	36.0000
98TH PERCENTILE	58.0000
99TH PERCENTILE	76.0000
MAXIMUM VALUE	118.0000

REGIONAL STREAM SEDIMENT AND WATER GEOCHEMICAL RECONNAISSANCE DATA, YUKON TERRITORY 1977. GSC-OF 520, NGR 31-1977, NTS 116B,C,F,G

VARIABLE NAME	UNIT OF MEASUREMENT	DATA SUBSET
PB SMSM	PPM	SLSN

HISTOGRAM



	N	%	CUM %
XXXXXXXXX	2	18.18	18.18
XXXXXXXXXXXXXXXXXXXXXXXXXXXXXXXXXX	8	72.73	90.91
XXXXX	1	9.09	100.00

SUMMARY STATISTICS

TOTAL NUMBER OF SAMPLES	11
NUMBER OF ZERO VALUE SAMPLES	0
NUMBER OF NON-ZERO SAMPLES	11
ARITHMETIC MEAN	14.9091
VARIANCE	21.8909
STANDARD DEVIATION	4.6788
SKEW	.7052
EXCESS KURTOSIS	.2151
COEFFICIENT OF VARIANCE, %	31.3820
STANDARD ERROR OF THE MEAN	1.4107
LOWER 95% LIMIT ON THE MEAN	11.8041
UPPER 95% LIMIT ON THE MEAN	18.0140
LOWER 95% LIMIT ON THE RANGE	4.6111
UPPER 95% LIMIT ON THE RANGE	25.2071
GEOMETRIC MEAN	14.2683
LOG10 MEAN	1.1544
LOG10 VARIANCE	.0184
LOG10 STANDARD DEVIATION	.1356
STANDARD ERROR ON THE MEAN	.0409
LOWER 95% LIMIT ON THE MEAN	11.5975
UPPER 95% LIMIT ON THE MEAN	17.5543
LOWER 95% LIMIT ON THE RANGE	7.1753
UPPER 95% LIMIT ON THE RANGE	28.3729
MINIMUM VALUE	8.0000
25TH PERCENTILE OR 1ST QUARTILE	13.0000
50TH PERCENTILE OR MEDIAN	14.0000
75TH PERCENTILE OR 3RD QUARTILE	17.0000
80TH PERCENTILE	20.0000
90TH PERCENTILE	25.0000
95TH PERCENTILE	25.0000
98TH PERCENTILE	25.0000
99TH PERCENTILE	25.0000
MAXIMUM VALUE	25.0000

VARIABLE NAME: PB SMSM
UNIT OF MEASUREMENT: PPM
DATA SUBSET: SNDS

HISTOGRAM



	N	%	CUM %
10 PPB	4	3.17	3.17
20 PPB			
50 PPB			
100 PPB			
200 PPB			
500 PPB			
1 PPM	3	2.38	5.56
2 PPM			
5 PPM	19	15.08	20.63
10 PPM	45	35.71	56.35
20 PPM	35	27.78	84.13
50 PPM	15	11.90	96.03
100 PPM	2	1.59	97.62
200 PPM	2	1.59	99.21
500 PPM	1	.79	100.00
1000 PPM			
2000 PPM			
5000 PPM			

SUMMARY STATISTICS

TOTAL NUMBER OF SAMPLES	126
NUMBER OF ZERO VALUE SAMPLES	4
NUMBER OF NON-ZERO SAMPLES	122
ARITHMETIC MEAN	17.5574
VARIANCE	1204.4636
STANDARD DEVIATION	34.7054
SKEW	7.6478
EXCESS KURTOSIS	68.0373
COEFFICIENT OF VARIANCE, %	197.6684
STANDARD ERROR OF THE MEAN	3.1421
LOWER 95% LIMIT ON THE MEAN	11.3373
UPPER 95% LIMIT ON THE MEAN	23.7774
LOWER 95% LIMIT ON THE RANGE	-51.1454
UPPER 95% LIMIT ON THE RANGE	86.2602
GEOMETRIC MEAN	10.6487
LOG10 MEAN	1.0273
LOG10 VARIANCE	.1425
LOG10 STANDARD DEVIATION	.3775
STANDARD ERROR ON THE MEAN	.0342
LOWER 95% LIMIT ON THE MEAN	9.1127
UPPER 95% LIMIT ON THE MEAN	12.4436
LOWER 95% LIMIT ON THE RANGE	1.9058
UPPER 95% LIMIT ON THE RANGE	59.5002
MINIMUM VALUE	1.0000
25TH PERCENTILE OR 1ST QUARTILE	6.0000
50TH PERCENTILE OR MEDIAN	10.0000
75TH PERCENTILE OR 3RD QUARTILE	18.0000
80TH PERCENTILE	20.0000
90TH PERCENTILE	29.0000
95TH PERCENTILE	50.0000
98TH PERCENTILE	108.0000
99TH PERCENTILE	350.0000
MAXIMUM VALUE	350.0000

REGIONAL STREAM SEDIMENT AND WATER GEOCHEMICAL RECONNAISSANCE DATA, YUKON TERRITORY 1977. GSC-OF 520, NGR 31-1977, NTS 116B,C,F,G

VARIABLE NAME	UNIT OF MEASUREMENT	DATA SUBSET
PB SMSM	PPM	ARGL

HISTOGRAM



	N	%	CUM %
10 PPB	1	.83	.83
20 PPB			
50 PPB			
100 PPB			
200 PPB			
500 PPB			
1 PPM	1	.83	1.65
2 PPM			
5 PPM	20	16.53	18.18
10 PPM	37	30.58	48.76
20 PPM	27	22.31	71.07
50 PPM	23	19.01	90.08
100 PPM	10	8.26	98.35
200 PPM	1	.83	99.17
500 PPM	1	.83	100.00
1000 PPM			
2000 PPM			
5000 PPM			

SUMMARY STATISTICS

TOTAL NUMBER OF SAMPLES	121
NUMBER OF ZERO VALUE SAMPLES	1
NUMBER OF NON-ZERO SAMPLES	120
ARITHMETIC MEAN	22.8583
VARIANCE	1715.3663
STANDARD DEVIATION	41.4170
SKEW	6.7958
EXCESS KURTOSIS	56.5876
COEFFICIENT OF VARIANCE, %	181.1899
STANDARD ERROR OF THE MEAN	3.7808
LOWER 95% LIMIT ON THE MEAN	15.3723
UPPER 95% LIMIT ON THE MEAN	30.3444
LOWER 95% LIMIT ON THE RANGE	-59.1473
UPPER 95% LIMIT ON THE RANGE	104.8640
GEOMETRIC MEAN	12.9855
LOG10 MEAN	1.1135
LOG10 VARIANCE	.1743
LOG10 STANDARD DEVIATION	.4175
STANDARD ERROR ON THE MEAN	.0381
LOWER 95% LIMIT ON THE MEAN	10.9141
UPPER 95% LIMIT ON THE MEAN	15.4500
LOWER 95% LIMIT ON THE RANGE	1.9351
UPPER 95% LIMIT ON THE RANGE	87.1369
MINIMUM VALUE	1.0000
25TH PERCENTILE OR 1ST QUARTILE	6.0000
50TH PERCENTILE OR MEDIAN	11.0000
75TH PERCENTILE OR 3RD QUARTILE	23.0000
80TH PERCENTILE	32.0000
90TH PERCENTILE	52.0000
95TH PERCENTILE	70.0000
98TH PERCENTILE	165.0000
99TH PERCENTILE	400.0000
MAXIMUM VALUE	400.0000

REGIONAL STREAM SEDIMENT AND WATER GEOCHEMICAL RECONNAISSANCE DATA, YUKON TERRITORY 1977. GSC-OF 520, NGR 31-1977, NTS 116B,C,F,G

VARIABLE NAME	UNIT OF MEASUREMENT	DATA SUBSET
PB SMSM	PPM	SHLE

HISTOGRAM

		N	%	CUM %
10 PPB	I	1	.88	.88
20 PPB				
50 PPB				
100 PPB				
200 PPB				
500 PPB				
1 PPM	X	3	2.65	3.54
2 PPM				
5 PPM	XXXX	10	8.85	12.39
10 PPM	XXXXXXXXXXXXXXXXX	40	35.40	47.79
20 PPM	XXXXXXXXXXXXXXXXX	38	33.63	81.42
50 PPM	XXXXXXX	15	13.27	94.69
100 PPM	XX	4	3.54	98.23
200 PPM	X	2	1.77	100.00
500 PPM				
1000 PPM				
2000 PPM				
5000 PPM				

0 20 40 60 80 100

PERCENT

SUMMARY STATISTICS

TOTAL NUMBER OF SAMPLES	113
NUMBER OF ZERO VALUE SAMPLES	1
NUMBER OF NON-ZERO SAMPLES	112
ARITHMETIC MEAN	17.0804
VARIANCE	403.9484
STANDARD DEVIATION	20.0985
SKEW	3.3262
EXCESS KURTOSIS	11.7364
COEFFICIENT OF VARIANCE, %	117.6701
STANDARD ERROR OF THE MEAN	1.8991
LOWER 95% LIMIT ON THE MEAN	13.3170
UPPER 95% LIMIT ON THE MEAN	20.8437
LOWER 95% LIMIT ON THE RANGE	-22.7468
UPPER 95% LIMIT ON THE RANGE	56.9075
GEOMETRIC MEAN	11.8097
LOG10 MEAN	1.0722
LOG10 VARIANCE	.1270
LOG10 STANDARD DEVIATION	.3563
STANDARD ERROR ON THE MEAN	.0337
LOWER 95% LIMIT ON THE MEAN	10.1279
UPPER 95% LIMIT ON THE MEAN	13.7707
LOWER 95% LIMIT ON THE RANGE	2.3236
UPPER 95% LIMIT ON THE RANGE	60.0231
MINIMUM VALUE	1.0000
25TH PERCENTILE OR 1ST QUARTILE	8.0000
50TH PERCENTILE OR MEDIAN	11.0000
75TH PERCENTILE OR 3RD QUARTILE	16.0000
80TH PERCENTILE	20.0000
90TH PERCENTILE	36.0000
95TH PERCENTILE	70.0000
98TH PERCENTILE	110.0000
99TH PERCENTILE	120.0000
MAXIMUM VALUE	120.0000

VARIABLE NAME: PB SMSM
UNIT OF MEASUREMENT: PPM
DATA SUBSET: DORT

HISTOGRAM



	N	%	CUM %
XXXXXXXXXXXX	2	25.00	25.00
XXXXXXXXXXXXXXXXXX	3	37.50	62.50
XXXXXX	1	12.50	75.00
XXXXXXXXXXXX	2	25.00	100.00

SUMMARY STATISTICS

TOTAL NUMBER OF SAMPLES	8
NUMBER OF ZERO VALUE SAMPLES	0
NUMBER OF NON-ZERO SAMPLES	8
ARITHMETIC MEAN	13.5000
VARIANCE	173.4286
STANDARD DEVIATION	13.1692
SKEW	1.4291
EXCESS KURTOSIS	.7516
COEFFICIENT OF VARIANCE, %	97.5498
STANDARD ERROR OF THE MEAN	4.6560
LOWER 95% LIMIT ON THE MEAN	2.7632
UPPER 95% LIMIT ON THE MEAN	24.2368
LOWER 95% LIMIT ON THE RANGE	-16.8682
UPPER 95% LIMIT ON THE RANGE	43.8682
GEOMETRIC MEAN	9.5322
LOG10 MEAN	.9792
LOG10 VARIANCE	.1405
LOG10 STANDARD DEVIATION	.3749
STANDARD ERROR ON THE MEAN	.1325
LOWER 95% LIMIT ON THE MEAN	4.7157
UPPER 95% LIMIT ON THE MEAN	19.2681
LOWER 95% LIMIT ON THE RANGE	1.3022
UPPER 95% LIMIT ON THE RANGE	69.7734
MINIMUM VALUE	3.0000
25TH PERCENTILE OR 1ST QUARTILE	6.0000
50TH PERCENTILE OR MEDIAN	8.0000
75TH PERCENTILE OR 3RD QUARTILE	23.0000
80TH PERCENTILE	23.0000
90TH PERCENTILE	42.0000
95TH PERCENTILE	42.0000
98TH PERCENTILE	42.0000
99TH PERCENTILE	42.0000
MAXIMUM VALUE	42.0000

VARIABLE NAME	UNIT OF MEASUREMENT	DATA SUBSET
PB SMSM	PPM	BSLT

HISTOGRAM

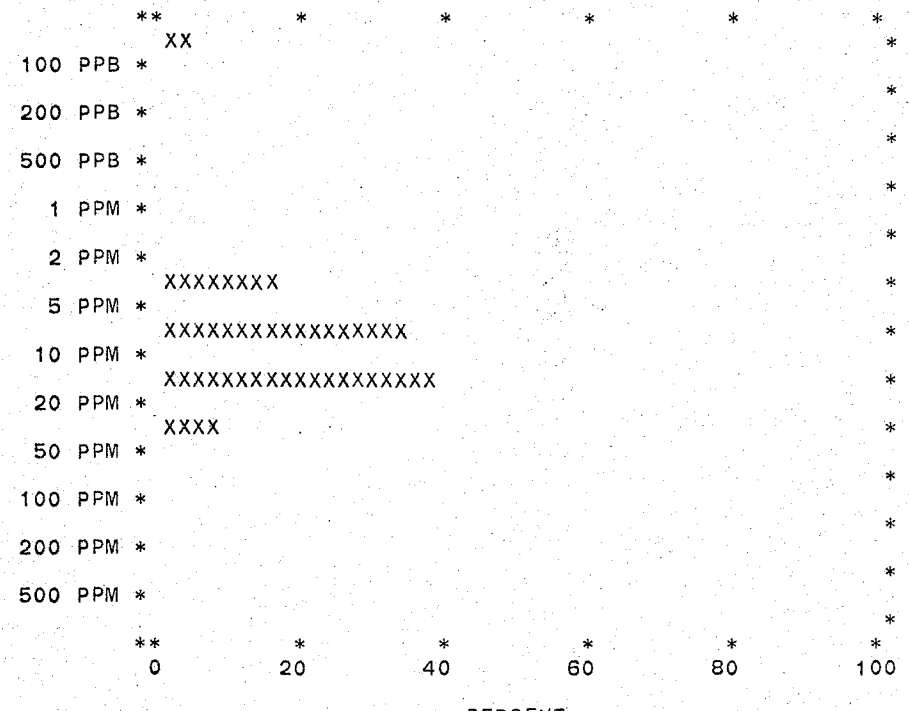

	N	%	CUM %
XX	1	3.85	3.85
XXXXXXXX	4	15.38	19.23
XXXXXXXXXXXXXXXXX	9	34.62	53.85
XXXXXXXXXXXXXXXXXX	10	38.46	92.31
XXXX	2	7.69	100.00

SUMMARY STATISTICS

TOTAL NUMBER OF SAMPLES	26
NUMBER OF ZERO VALUE SAMPLES	1
NUMBER OF NON-ZERO SAMPLES	25
ARITHMETIC MEAN	11.6800
VARIANCE	64.7267
STANDARD DEVIATION	8.0453
SKEW	1.8136
EXCESS KURTOSIS	4.2076
COEFFICIENT OF VARIANCE, %	68.8809
STANDARD ERROR OF THE MEAN	1.6091
LOWER 95% LIMIT ON THE MEAN	8.3653
UPPER 95% LIMIT ON THE MEAN	14.9947
LOWER 95% LIMIT ON THE RANGE	-4.8933
UPPER 95% LIMIT ON THE RANGE	28.2533
GEOMETRIC MEAN	9.5066
LOG10 MEAN	.9780
LOG10 VARIANCE	.0851
LOG10 STANDARD DEVIATION	.2916
STANDARD ERROR ON THE MEAN	.0583
LOWER 95% LIMIT ON THE MEAN	7.2089
UPPER 95% LIMIT ON THE MEAN	12.5368
LOWER 95% LIMIT ON THE RANGE	2.3836
UPPER 95% LIMIT ON THE RANGE	37.9161
MINIMUM VALUE	3.0000
25TH PERCENTILE OR 1ST QUARTILE	7.0000
50TH PERCENTILE OR MEDIAN	10.0000
75TH PERCENTILE OR 3RD QUARTILE	15.0000
80TH PERCENTILE	16.0000
90TH PERCENTILE	20.0000
95TH PERCENTILE	40.0000
98TH PERCENTILE	40.0000
99TH PERCENTILE	40.0000
MAXIMUM VALUE	40.0000

VARIABLE NAME	UNIT OF MEASUREMENT	DATA SUBSET
PB SMSM	PPM	LMSN

HISTOGRAM

		N	%	CUM %
100 PPB				
200 PPB				
500 PPB				
1 PPM				
2 PPM	XXXX	6	7.23	7.23
5 PPM	XXXXXXXXXXXXXXXXX	29	34.94	42.17
10 PPM	XXXXXXXXXXXXX	21	25.30	67.47
20 PPM	XXXXXXXXX	15	18.07	85.54
50 PPM	XXXXXX	10	12.05	97.59
100 PPM	X	2	2.41	100.00
200 PPM				
500 PPM				
1000 PPM				
2000 PPM				
5000 PPM				

0 20 40 60 80 100

PERCENT

SUMMARY STATISTICS

TOTAL NUMBER OF SAMPLES	83
NUMBER OF ZERO VALUE SAMPLES	0
NUMBER OF NON-ZERO SAMPLES	83
ARITHMETIC MEAN	24.5663
VARIANCE	746.9803
STANDARD DEVIATION	27.3309
SKEW	2.4617
EXCESS KURTOSIS	6.8881
COEFFICIENT OF VARIANCE, %	111.2540
STANDARD ERROR OF THE MEAN	3.0000
LOWER 95% LIMIT ON THE MEAN	18.5980
UPPER 95% LIMIT ON THE MEAN	30.5345
LOWER 95% LIMIT ON THE RANGE	-29.8070
UPPER 95% LIMIT ON THE RANGE	78.9395
GEOMETRIC MEAN	16.0479
LOG10 MEAN	1.2054
LOG10 VARIANCE	.1469
LOG10 STANDARD DEVIATION	.3833
STANDARD ERROR ON THE MEAN	.0421
LOWER 95% LIMIT ON THE MEAN	13.2349
UPPER 95% LIMIT ON THE MEAN	19.4587
LOWER 95% LIMIT ON THE RANGE	2.7727
UPPER 95% LIMIT ON THE RANGE	92.8807
MINIMUM VALUE	4.0000
25TH PERCENTILE OR 1ST QUARTILE	8.0000
50TH PERCENTILE OR MEDIAN	14.0000
75TH PERCENTILE OR 3RD QUARTILE	32.0000
80TH PERCENTILE	39.0000
90TH PERCENTILE	60.0000
95TH PERCENTILE	87.0000
98TH PERCENTILE	140.0000
99TH PERCENTILE	145.0000
MAXIMUM VALUE	145.0000

VARIABLE NAME	UNIT OF MEASUREMENT	DATA SUBSET
PB SMSM	PPM	DLMT

HISTOGRAM

		N	%	CUM %
100 PPB				
200 PPB				
500 PPB				
1 PPM				
2 PPM	X	1	1.25	1.25
5 PPM	XXX	4	5.00	6.25
10 PPM	XXXXXXXX	13	16.25	22.50
20 PPM	XXXXXXXXXXXXXXXXXXXX	33	41.25	63.75
50 PPM	XXXXXXXXXXXXX	21	26.25	90.00
100 PPM	XXX	5	6.25	96.25
200 PPM	X	1	1.25	97.50
500 PPM	X	2	2.50	100.00
1000 PPM				
2000 PPM				
5000 PPM				

0 20 40 60 80 100

PERCENT

SUMMARY STATISTICS

TOTAL NUMBER OF SAMPLES	80
NUMBER OF ZERO VALUE SAMPLES	0
NUMBER OF NON-ZERO SAMPLES	80
ARITHMETIC MEAN	67.3250
VARIANCE	11653.3108
STANDARD DEVIATION	107.9505
SKEW	4.3229
EXCESS KURTOSIS	19.5037
COEFFICIENT OF VARIANCE, %	160.3424
STANDARD ERROR OF THE MEAN	12.0692
LOWER 95% LIMIT ON THE MEAN	43.3024
UPPER 95% LIMIT ON THE MEAN	91.3476
LOWER 95% LIMIT ON THE RANGE	-147.5397
UPPER 95% LIMIT ON THE RANGE	282.1897
GEOMETRIC MEAN	40.0854
LOG10 MEAN	1.6030
LOG10 VARIANCE	.1654
LOG10 STANDARD DEVIATION	.4068
STANDARD ERROR ON THE MEAN	.0455
LOWER 95% LIMIT ON THE MEAN	32.5439
UPPER 95% LIMIT ON THE MEAN	49.3745
LOWER 95% LIMIT ON THE RANGE	6.2142
UPPER 95% LIMIT ON THE RANGE	258.5752
MINIMUM VALUE	3.0000
25TH PERCENTILE OR 1ST QUARTILE	22.0000
50TH PERCENTILE OR MEDIAN	43.0000
75TH PERCENTILE OR 3RD QUARTILE	68.0000
80TH PERCENTILE	73.0000
90TH PERCENTILE	135.0000
95TH PERCENTILE	180.0000
98TH PERCENTILE	600.0000
99TH PERCENTILE	680.0000
MAXIMUM VALUE	680.0000

VARIABLE NAME	UNIT OF MEASUREMENT	DATA SUBSET
PB SMSM	PPM	SYNT

HISTOGRAM



	N	%	CUM %
1 PPM	1	12.50	12.50
2 PPM			
5 PPM			
10 PPM			
20 PPM	1	12.50	25.00
50 PPM	3	37.50	62.50
100 PPM	3	37.50	100.00
200 PPM			
500 PPM			

SUMMARY STATISTICS

TOTAL NUMBER OF SAMPLES	8
NUMBER OF ZERO VALUE SAMPLES	1
NUMBER OF NON-ZERO SAMPLES	7
ARITHMETIC MEAN	45.7143
VARIANCE	689.2381
STANDARD DEVIATION	26.2533
SKEW	.6670
EXCESS KURTOSIS	-.3984
COEFFICIENT OF VARIANCE, %	57.4292
STANDARD ERROR OF THE MEAN	9.9228
LOWER 95% LIMIT ON THE MEAN	22.2468
UPPER 95% LIMIT ON THE MEAN	69.1818
LOWER 95% LIMIT ON THE RANGE	-16.3749
UPPER 95% LIMIT ON THE RANGE	107.8034
GEOMETRIC MEAN	39.1103
LOG10 MEAN	1.5923
LOG10 VARIANCE	.0757
LOG10 STANDARD DEVIATION	.2751
STANDARD ERROR ON THE MEAN	.1040
LOWER 95% LIMIT ON THE MEAN	22.2018
UPPER 95% LIMIT ON THE MEAN	68.8960
LOWER 95% LIMIT ON THE RANGE	8.7437
UPPER 95% LIMIT ON THE RANGE	174.9400
MINIMUM VALUE	13.0000
25TH PERCENTILE OR 1ST QUARTILE	35.0000
50TH PERCENTILE OR MEDIAN	38.0000
75TH PERCENTILE OR 3RD QUARTILE	62.0000
80TH PERCENTILE	93.0000
90TH PERCENTILE	93.0000
95TH PERCENTILE	93.0000
98TH PERCENTILE	93.0000
99TH PERCENTILE	93.0000
MAXIMUM VALUE	93.0000

REGIONAL STREAM SEDIMENT AND WATER GEOCHEMICAL RECONNAISSANCE DATA, YUKON TERRITORY 1977. GSC-OF 520, NGR 31-1977, NTS 116B,C,F,G

VARIABLE NAME	UNIT OF MEASUREMENT	DATA SUBSET
PB SMSM	PPM	GLCM

HISTOGRAM

		N	%	CUM %
10 PPB	X	1	1.04	1.04
20 PPB				
50 PPB				
100 PPB				
200 PPB				
500 PPB				
1 PPM	X	2	2.08	3.13
2 PPM	XX	4	4.17	7.29
5 PPM	XXXXXXXXXXXXX	25	26.04	33.33
10 PPM	XXXXXXXXXXXXX	25	26.04	59.37
20 PPM	XXXXX	10	10.42	69.79
50 PPM	XXXXXXXXXXX	22	22.92	92.71
100 PPM	XX	3	3.13	95.83
200 PPM	XX	4	4.17	100.00
500 PPM				
1000 PPM				
2000 PPM				
5000 PPM				

0 20 40 60 80 100

PERCENT

SUMMARY STATISTICS

TOTAL NUMBER OF SAMPLES	96
NUMBER OF ZERO VALUE SAMPLES	1
NUMBER OF NON-ZERO SAMPLES	95
ARITHMETIC MEAN	20.3895
VARIANCE	828.6871
STANDARD DEVIATION	28.7869
SKEW	3.3196
EXCESS KURTOSIS	13.6812
COEFFICIENT OF VARIANCE, %	141.1852
STANDARD ERROR OF THE MEAN	2.9535
LOWER 95% LIMIT ON THE MEAN	14.5251
UPPER 95% LIMIT ON THE MEAN	26.2539
LOWER 95% LIMIT ON THE RANGE	-36.7698
UPPER 95% LIMIT ON THE RANGE	77.5488
GEOMETRIC MEAN	10.8609
LOG10 MEAN	1.0359
LOG10 VARIANCE	.2267
LOG10 STANDARD DEVIATION	.4761
STANDARD ERROR ON THE MEAN	.0488
LOWER 95% LIMIT ON THE MEAN	8.6871
UPPER 95% LIMIT ON THE MEAN	13.5786
LOWER 95% LIMIT ON THE RANGE	1.2317
UPPER 95% LIMIT ON THE RANGE	95.7671
MINIMUM VALUE	1.0000
25TH PERCENTILE OR 1ST QUARTILE	5.0000
50TH PERCENTILE OR MEDIAN	9.0000
75TH PERCENTILE OR 3RD QUARTILE	25.0000
80TH PERCENTILE	33.0000
90TH PERCENTILE	46.0000
95TH PERCENTILE	62.0000
98TH PERCENTILE	115.0000
99TH PERCENTILE	190.0000
MAXIMUM VALUE	190.0000

VARIABLE NAME: PB SMSM
UNIT OF MEASUREMENT: PPM
DATA SUBSET: BEXV

HISTOGRAM

		N	%	CUM %
	** * * * * *			
	XXXXX *	1	9.09	9.09
100 PPB	*			
	*			
200 PPB	*			
	*			
500 PPB	*			
	*			
1 PPM	*			
	*			
2 PPM	*			
	XXXXX *	1	9.09	18.18
5 PPM	*			
	XXXXXXXXXXXXXXXXXXXXXX *	5	45.45	63.64
10 PPM	*			
	XXXXX *	1	9.09	72.73
20 PPM	*			
	XXXXXXXXXXXXX *	3	27.27	100.00
50 PPM	*			
	*			
100 PPM	*			
	*			
200 PPM	*			
	*			
500 PPM	*			
	*			
	** * * * * *			
	0 20 40 60 80 100			

PERCENT

SUMMARY STATISTICS

TOTAL NUMBER OF SAMPLES	11
NUMBER OF ZERO VALUE SAMPLES	1
NUMBER OF NON-ZERO SAMPLES	10
ARITHMETIC MEAN	14.7000
VARIANCE	102.2333
STANDARD DEVIATION	10.1111
SKEW	.9997
EXCESS KURTOSIS	-.1789
COEFFICIENT OF VARIANCE, %	68.7827
STANDARD ERROR OF THE MEAN	3.1974
LOWER 95% LIMIT ON THE MEAN	7.5762
UPPER 95% LIMIT ON THE MEAN	21.8238
LOWER 95% LIMIT ON THE RANGE	-7.8274
UPPER 95% LIMIT ON THE RANGE	37.2274
GEOMETRIC MEAN	12.0764
LOG10 MEAN	1.0819
LOG10 VARIANCE	.0799
LOG10 STANDARD DEVIATION	.2827
STANDARD ERROR ON THE MEAN	.0894
LOWER 95% LIMIT ON THE MEAN	7.6347
UPPER 95% LIMIT ON THE MEAN	19.1022
LOWER 95% LIMIT ON THE RANGE	2.8326
UPPER 95% LIMIT ON THE RANGE	51.4868
MINIMUM VALUE	5.0000
25TH PERCENTILE OR 1ST QUARTILE	7.0000
50TH PERCENTILE OR MEDIAN	10.0000
75TH PERCENTILE OR 3RD QUARTILE	22.0000
80TH PERCENTILE	25.0000
90TH PERCENTILE	36.0000
95TH PERCENTILE	36.0000
98TH PERCENTILE	36.0000
99TH PERCENTILE	36.0000
MAXIMUM VALUE	36.0000

VARIABLE NAME	UNIT OF MEASUREMENT	DATA SUBSET
PB SMSM	PPM	SCST

HISTOGRAM

		N	%	CUM %
10 PPB				
20 PPB				
50 PPB				
100 PPB				
200 PPB				
500 PPB				
1 PPM	XXX	3	5.17	5.17
2 PPM	XXX	4	6.90	12.07
5 PPM	XXXXXXXXX	11	18.97	31.03
10 PPM	XXXXXXXXXXX	13	22.41	53.45
20 PPM	XXXXXXXXX	10	17.24	70.69
50 PPM	XXXXXXXXXXXXXX	16	27.59	98.28
100 PPM	X	1	1.72	100.00
200 PPM				
500 PPM				

0 20 40 60 80 100

PERCENT

SUMMARY STATISTICS

TOTAL NUMBER OF SAMPLES	58
NUMBER OF ZERO VALUE SAMPLES	0
NUMBER OF NON-ZERO SAMPLES	58
ARITHMETIC MEAN	14.0345
VARIANCE	157.4023
STANDARD DEVIATION	12.5460
SKEW	1.3690
EXCESS KURTOSIS	1.3513
COEFFICIENT OF VARIANCE, %	89.3942
STANDARD ERROR OF THE MEAN	1.6474
LOWER 95% LIMIT ON THE MEAN	10.7371
UPPER 95% LIMIT ON THE MEAN	17.3319
LOWER 95% LIMIT ON THE RANGE	-11.0776
UPPER 95% LIMIT ON THE RANGE	39.1466
GEOMETRIC MEAN	9.2291
LOG10 MEAN	.9652
LOG10 VARIANCE	.1868
LOG10 STANDARD DEVIATION	.4323
STANDARD ERROR ON THE MEAN	.0568
LOWER 95% LIMIT ON THE MEAN	7.1048
UPPER 95% LIMIT ON THE MEAN	11.9885
LOWER 95% LIMIT ON THE RANGE	1.2588
UPPER 95% LIMIT ON THE RANGE	67.6630
MINIMUM VALUE	1.0000
25TH PERCENTILE OR 1ST QUARTILE	5.0000
50TH PERCENTILE OR MEDIAN	10.0000
75TH PERCENTILE OR 3RD QUARTILE	22.0000
80TH PERCENTILE	25.0000
90TH PERCENTILE	30.0000
95TH PERCENTILE	45.0000
98TH PERCENTILE	54.0000
99TH PERCENTILE	54.0000
MAXIMUM VALUE	54.0000

VARIABLE NAME: PB SMSM
UNIT OF MEASUREMENT: PPM
DATA SUBSET: GRNS

HISTOGRAM

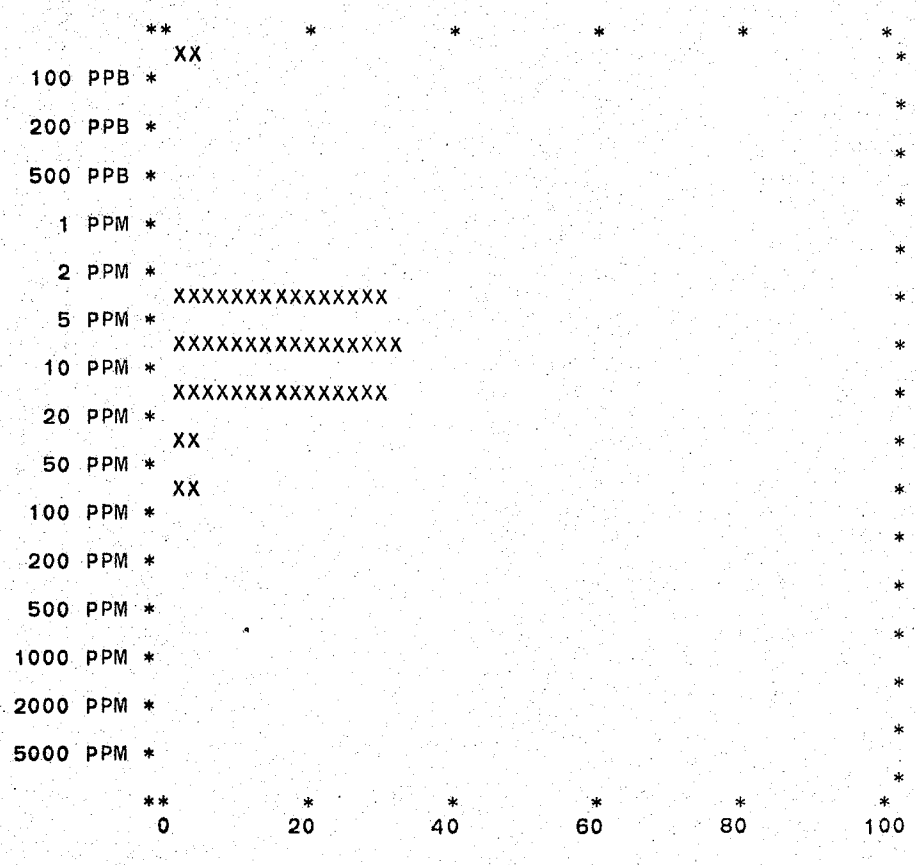

	N	%	CUM %
XX	1	3.23	3.23
XXXXXXXXXXXXXXX	9	29.03	32.26
XXXXXXXXXXXXXXXX	10	32.26	64.52
XXXXXXXXXXXXXXX	9	29.03	93.55
XX	1	3.23	96.77
XX	1	3.23	100.00

SUMMARY STATISTICS

TOTAL NUMBER OF SAMPLES	31
NUMBER OF ZERO VALUE SAMPLES	1
NUMBER OF NON-ZERO SAMPLES	30
ARITHMETIC MEAN	12.5333
VARIANCE	308.6713
STANDARD DEVIATION	17.5690
SKEW	4.3210
EXCESS KURTOSIS	18.9712
COEFFICIENT OF VARIANCE, %	140.1785
STANDARD ERROR OF THE MEAN	3.2077
LOWER 95% LIMIT ON THE MEAN	5.9833
UPPER 95% LIMIT ON THE MEAN	19.0834
LOWER 95% LIMIT ON THE RANGE	-23.3427
UPPER 95% LIMIT ON THE RANGE	48.4093
GEOMETRIC MEAN	8.6481
LOG10 MEAN	.9369
LOG10 VARIANCE	.1091
LOG10 STANDARD DEVIATION	.3303
STANDARD ERROR ON THE MEAN	.0603
LOWER 95% LIMIT ON THE MEAN	6.5131
UPPER 95% LIMIT ON THE MEAN	11.4830
LOWER 95% LIMIT ON THE RANGE	1.8302
UPPER 95% LIMIT ON THE RANGE	40.8643
MINIMUM VALUE	3.0000
25TH PERCENTILE OR 1ST QUARTILE	5.0000
50TH PERCENTILE OR MEDIAN	9.0000
75TH PERCENTILE OR 3RD QUARTILE	13.0000
80TH PERCENTILE	15.0000
90TH PERCENTILE	20.0000
95TH PERCENTILE	30.0000
98TH PERCENTILE	100.0000
99TH PERCENTILE	100.0000
MAXIMUM VALUE	100.0000

VARIABLE NAME: PB SMSM
UNIT OF MEASUREMENT: PPM
DATA SUBSET: BGNS

HISTOGRAM

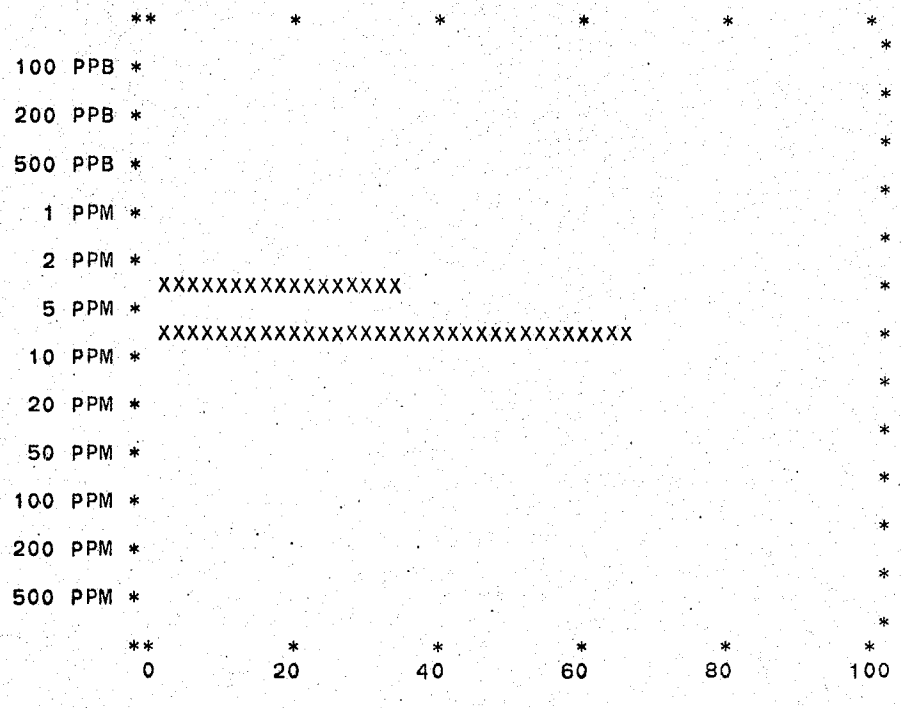

	N	%	CUM %
XXXXXXXXXXXXXXXX	2	33.33	33.33
XXXXXXXXXXXXXXXXXXXXXXXXXXXXXXXX	4	66.67	100.00

SUMMARY STATISTICS

TOTAL NUMBER OF SAMPLES	6
NUMBER OF ZERO VALUE SAMPLES	0
NUMBER OF NON-ZERO SAMPLES	6
ARITHMETIC MEAN	6.3333
VARIANCE	4.2667
STANDARD DEVIATION	2.0656
SKEW	.8563
EXCESS KURTOSIS	-.1816
COEFFICIENT OF VARIANCE, %	32.6146
STANDARD ERROR OF THE MEAN	.8433
LOWER 95% LIMIT ON THE MEAN	4.2698
UPPER 95% LIMIT ON THE MEAN	8.3968
LOWER 95% LIMIT ON THE RANGE	1.2788
UPPER 95% LIMIT ON THE RANGE	11.3878
GEOMETRIC MEAN	6.0777
LOG10 MEAN	.7837
LOG10 VARIANCE	.0182
LOG10 STANDARD DEVIATION	.1348
STANDARD ERROR ON THE MEAN	.0550
LOWER 95% LIMIT ON THE MEAN	4.4578
UPPER 95% LIMIT ON THE MEAN	8.2861
LOWER 95% LIMIT ON THE RANGE	2.8445
UPPER 95% LIMIT ON THE RANGE	12.9860
MINIMUM VALUE	4.0000
25TH PERCENTILE OR 1ST QUARTILE	5.0000
50TH PERCENTILE OR MEDIAN	6.0000
75TH PERCENTILE OR 3RD QUARTILE	7.0000
80TH PERCENTILE	10.0000
90TH PERCENTILE	10.0000
95TH PERCENTILE	10.0000
98TH PERCENTILE	10.0000
99TH PERCENTILE	10.0000
MAXIMUM VALUE	10.0000

VARIABLE NAME	UNIT OF MEASUREMENT	DATA SUBSET
PB SMSM	PPM	GRDR

HISTOGRAM

		N	%	CUM %
100 PPB				
200 PPB				
500 PPB				
1 PPM				
2 PPM	XXXXXXXXXXXXXXXX	1	33.33	33.33
5 PPM				
10 PPM				
20 PPM	XXXXXXXXXXXXXXXX	1	33.33	66.67
50 PPM	XXXXXXXXXXXXXXXX	1	33.33	100.00
100 PPM				
200 PPM				
500 PPM				

0 20 40 60 80 100

PERCENT

SUMMARY STATISTICS

TOTAL NUMBER OF SAMPLES	3
NUMBER OF ZERO VALUE SAMPLES	0
NUMBER OF NON-ZERO SAMPLES	3
ARITHMETIC MEAN	14.6667
VARIANCE	121.3333
STANDARD DEVIATION	11.0151
SKEW	.1108
EXCESS KURTOSIS	-1.5000
COEFFICIENT OF VARIANCE, %	75.1032
STANDARD ERROR OF THE MEAN	6.3596
LOWER 95% LIMIT ON THE MEAN	-5.5696
UPPER 95% LIMIT ON THE MEAN	34.9029
LOWER 95% LIMIT ON THE RANGE	-20.3835
UPPER 95% LIMIT ON THE RANGE	49.7168
GEOMETRIC MEAN	11.3341
LOG10 MEAN	1.0544
LOG10 VARIANCE	.1715
LOG10 STANDARD DEVIATION	.4141
STANDARD ERROR ON THE MEAN	.2391
LOWER 95% LIMIT ON THE MEAN	1.9658
UPPER 95% LIMIT ON THE MEAN	65.3479
LOWER 95% LIMIT ON THE RANGE	.5452
UPPER 95% LIMIT ON THE RANGE	235.6183
MINIMUM VALUE	4.0000
25TH PERCENTILE OR 1ST QUARTILE	14.0000
50TH PERCENTILE OR MEDIAN	14.0000
75TH PERCENTILE OR 3RD QUARTILE	26.0000
80TH PERCENTILE	26.0000
90TH PERCENTILE	26.0000
95TH PERCENTILE	26.0000
98TH PERCENTILE	26.0000
99TH PERCENTILE	26.0000
MAXIMUM VALUE	26.0000

VARIABLE NAME	UNIT OF MEASUREMENT	DATA SUBSET
PB SMSM	PPM	UMFC

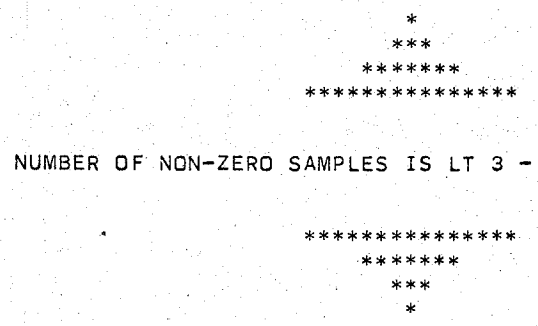

NUMBER OF NON-ZERO SAMPLES IS LT 3 - NO HISTOGRAM

SUMMARY STATISTICS

TOTAL NUMBER OF SAMPLES	1
NUMBER OF ZERO VALUE SAMPLES	0
NUMBER OF NON-ZERO SAMPLES	1
ARITHMETIC MEAN	10.0000
VARIANCE	.0000
STANDARD DEVIATION	.0000
SKEW	.0000
EXCESS KURTOSIS	.0000
COEFFICIENT OF VARIANCE, %	.0000
STANDARD ERROR OF THE MEAN	.0000
LOWER 95% LIMIT ON THE MEAN	10.0000
UPPER 95% LIMIT ON THE MEAN	10.0000
LOWER 95% LIMIT ON THE RANGE	10.0000
UPPER 95% LIMIT ON THE RANGE	10.0000
GEOMETRIC MEAN	10.0000
LOG10 MEAN	1.0000
LOG10 VARIANCE	.0000
LOG10 STANDARD DEVIATION	.0000
STANDARD ERROR ON THE MEAN	.0000
LOWER 95% LIMIT ON THE MEAN	10.0000
UPPER 95% LIMIT ON THE MEAN	10.0000
LOWER 95% LIMIT ON THE RANGE	10.0000
UPPER 95% LIMIT ON THE RANGE	10.0000
MINIMUM VALUE	10.0000
25TH PERCENTILE OR 1ST QUARTILE	10.0000
50TH PERCENTILE OR MEDIAN	10.0000
75TH PERCENTILE OR 3RD QUARTILE	10.0000
80TH PERCENTILE	10.0000
90TH PERCENTILE	10.0000
95TH PERCENTILE	10.0000
98TH PERCENTILE	10.0000
99TH PERCENTILE	10.0000
MAXIMUM VALUE	10.0000

REGIONAL STREAM SEDIMENT AND WATER GEOCHEMICAL RECONNAISSANCE DATA, YUKON TERRITORY 1977. GSC-OF 520, NGR 31-1977, NTS 116B,C,F,G

VARIABLE NAME	UNIT OF MEASUREMENT	DATA SUBSET
PB SMSM	PPM	UKNN

HISTOGRAM



	N	%	CUM %
I	6	.99	.99
XX	29	4.76	5.75
I	6	.99	6.73
XXXXXXXXXX	124	20.36	27.09
XXXXXXXXXXXXXXXXXXXXXXXXXXX	330	54.19	81.28
XXXXXXX	90	14.78	96.06
XX	20	3.28	99.34
I	3	.49	99.84
I	1	.16	100.00

SUMMARY STATISTICS

TOTAL NUMBER OF SAMPLES	609
NUMBER OF ZERO VALUE SAMPLES	6
NUMBER OF NON-ZERO SAMPLES	603
ARITHMETIC MEAN	8.7562
VARIANCE	103.3441
STANDARD DEVIATION	10.1658
SKEW	11.5082
EXCESS KURTOSIS	190.8010
COEFFICIENT OF VARIANCE, %	116.0984
STANDARD ERROR OF THE MEAN	.4140
LOWER 95% LIMIT ON THE MEAN	7.9432
UPPER 95% LIMIT ON THE MEAN	9.5693
LOWER 95% LIMIT ON THE RANGE	-11.2093
UPPER 95% LIMIT ON THE RANGE	28.7218
GEOMETRIC MEAN	6.9159
LOG10 MEAN	.8398
LOG10 VARIANCE	.0850
LOG10 STANDARD DEVIATION	.2915
STANDARD ERROR ON THE MEAN	.0119
LOWER 95% LIMIT ON THE MEAN	6.5544
UPPER 95% LIMIT ON THE MEAN	7.2973
LOWER 95% LIMIT ON THE RANGE	1.8505
UPPER 95% LIMIT ON THE RANGE	25.8471
MINIMUM VALUE	1.0000
25TH PERCENTILE OR 1ST QUARTILE	5.0000
50TH PERCENTILE OR MEDIAN	7.0000
75TH PERCENTILE OR 3RD QUARTILE	10.0000
80TH PERCENTILE	10.0000
90TH PERCENTILE	13.0000
95TH PERCENTILE	19.0000
98TH PERCENTILE	29.0000
99TH PERCENTILE	47.0000
MAXIMUM VALUE	195.0000

SUMMARY STATISTICS

SUBSET	VARIABLE		UNITS	N	ARITH MEAN	STD DEV	CV %	SKEW	EXCESS KURT	95% LIMITS ON MEAN		GEOM MEAN	LOG 10 MEAN	STD DEV	95% LIMITS ON MEAN	
QRTZ	PB	SMSM	PPM	337	14.5	13.4	92.4	2.95	14.28	13.0	15.9	10.3	1.0146	.3652	9.45	11.3
SLSN	PB	SMSM	PPM	11	14.9	4.68	31.4	.71	.22	11.8	18.0	14.3	1.1544	.1356	11.6	17.6
SNDS	PB	SMSM	PPM	122	17.6	34.7	197.7	7.65	68.04	11.3	23.8	10.6	1.0273	.3775	9.11	12.4
ARGL	PB	SMSM	PPM	120	22.9	41.4	181.2	6.80	56.59	15.4	30.3	13.0	1.1135	.4175	10.9	15.5
SHLE	PB	SMSM	PPM	112	17.1	20.1	117.7	3.33	11.74	13.3	20.8	11.8	1.0722	.3563	10.1	13.8
DORT	PB	SMSM	PPM	8	13.5	13.2	97.5	1.43	.75	2.76	24.2	9.53	.9792	.3749	4.72	19.3
BSLT	PB	SMSM	PPM	25	11.7	8.05	68.9	1.81	4.21	8.37	15.0	9.51	.9780	.2916	7.21	12.5
LMSN	PB	SMSM	PPM	83	24.6	27.3	111.3	2.46	6.89	18.6	30.5	16.0	1.2054	.3833	13.2	19.5
DLMT	PB	SMSM	PPM	80	67.3	108.	160.3	4.32	19.50	43.3	91.3	40.1	1.6030	.4068	32.5	49.4
SYNT	PB	SMSM	PPM	7	45.7	26.3	57.4	.67	-.40	22.2	69.2	39.1	1.5923	.2751	22.2	68.9
GLCM	PB	SMSM	PPM	95	20.4	28.8	141.2	3.32	13.68	14.5	26.3	10.9	1.0359	.4761	8.69	13.6
BEXV	PB	SMSM	PPM	10	14.7	10.1	68.8	1.00	-.18	7.58	21.8	12.1	1.0819	.2827	7.63	19.1
SCST	PB	SMSM	PPM	58	14.0	12.5	89.4	1.37	1.35	10.7	17.3	9.23	.9652	.4323	7.10	12.0
GRNS	PB	SMSM	PPM	30	12.5	17.6	140.2	4.32	18.97	5.98	19.1	8.65	.9369	.3303	6.51	11.5
BGNS	PB	SMSM	PPM	6	6.33	2.07	32.6	.86	-.18	4.27	8.40	6.08	.7837	.1348	4.46	8.29
GRDR	PB	SMSM	PPM	3	14.7	11.0	75.1	.11	-1.50	-5.57	34.9	11.3	1.0544	.4141	1.97	65.3
UMFC	PB	SMSM	PPM	1	10.0	.100E-05	.0	.00	.00	10.0	10.0	10.0	1.0000	.0000	10.0	10.0
UKNN	PB	SMSM	PPM	603	8.76	10.2	116.1	11.51	190.80	7.94	9.57	6.92	.8398	.2915	6.55	7.30

SUBSET	VARIABLE		UNITS	N	MIN VALUE	PERCENTILE 25TH	50TH	75TH	80TH	90TH	95TH	98TH	99TH	MAX VALUE
QRTZ	PB	SMSM	PPM	337	1.000	6.000	10.000	19.000	22.000	29.000	36.000	58.000	76.000	118.000
SLSN	PB	SMSM	PPM	11	8.000	13.000	14.000	17.000	20.000	25.000	25.000	25.000	25.000	25.000
SNDS	PB	SMSM	PPM	122	1.000	6.000	10.000	18.000	20.000	29.000	50.000	108.000	350.000	350.000
ARGL	PB	SMSM	PPM	120	1.000	6.000	11.000	23.000	32.000	52.000	70.000	165.000	400.000	400.000
SHLE	PB	SMSM	PPM	112	1.000	8.000	11.000	16.000	20.000	36.000	70.000	110.000	120.000	120.000
DORT	PB	SMSM	PPM	8	3.000	6.000	8.000	23.000	23.000	42.000	42.000	42.000	42.000	42.000
BSLT	PB	SMSM	PPM	25	3.000	7.000	10.000	15.000	16.000	20.000	40.000	40.000	40.000	40.000
LMSN	PB	SMSM	PPM	83	4.000	8.000	14.000	32.000	39.000	60.000	87.000	140.000	145.000	145.000
DLMT	PB	SMSM	PPM	80	3.000	22.000	43.000	68.000	73.000	135.000	180.000	600.000	680.000	680.000
SYNT	PB	SMSM	PPM	7	13.000	35.000	38.000	62.000	93.000	93.000	93.000	93.000	93.000	93.000
GLCM	PB	SMSM	PPM	95	1.000	5.000	9.000	25.000	33.000	46.000	62.000	115.000	190.000	190.000
BEXV	PB	SMSM	PPM	10	5.000	7.000	10.000	22.000	25.000	36.000	36.000	36.000	36.000	36.000
SCST	PB	SMSM	PPM	58	1.000	5.000	10.000	22.000	25.000	30.000	45.000	54.000	54.000	54.000
GRNS	PB	SMSM	PPM	30	3.000	5.000	9.000	13.000	15.000	20.000	30.000	100.000	100.000	100.000
BGNS	PB	SMSM	PPM	6	4.000	5.000	6.000	7.000	10.000	10.000	10.000	10.000	10.000	10.000
GRDR	PB	SMSM	PPM	3	4.000	14.000	14.000	26.000	26.000	26.000	26.000	26.000	26.000	26.000
UMFC	PB	SMSM	PPM	1	10.000	10.000	10.000	10.000	10.000	10.000	10.000	10.000	10.000	10.000
UKNN	PB	SMSM	PPM	603	1.000	5.000	7.000	10.000	10.000	13.000	19.000	29.000	47.000	195.000

VARIABLE NAME	UNIT OF MEASUREMENT	DATA SUBSET
NI SMSM	PPM	QRTZ

HISTOGRAM

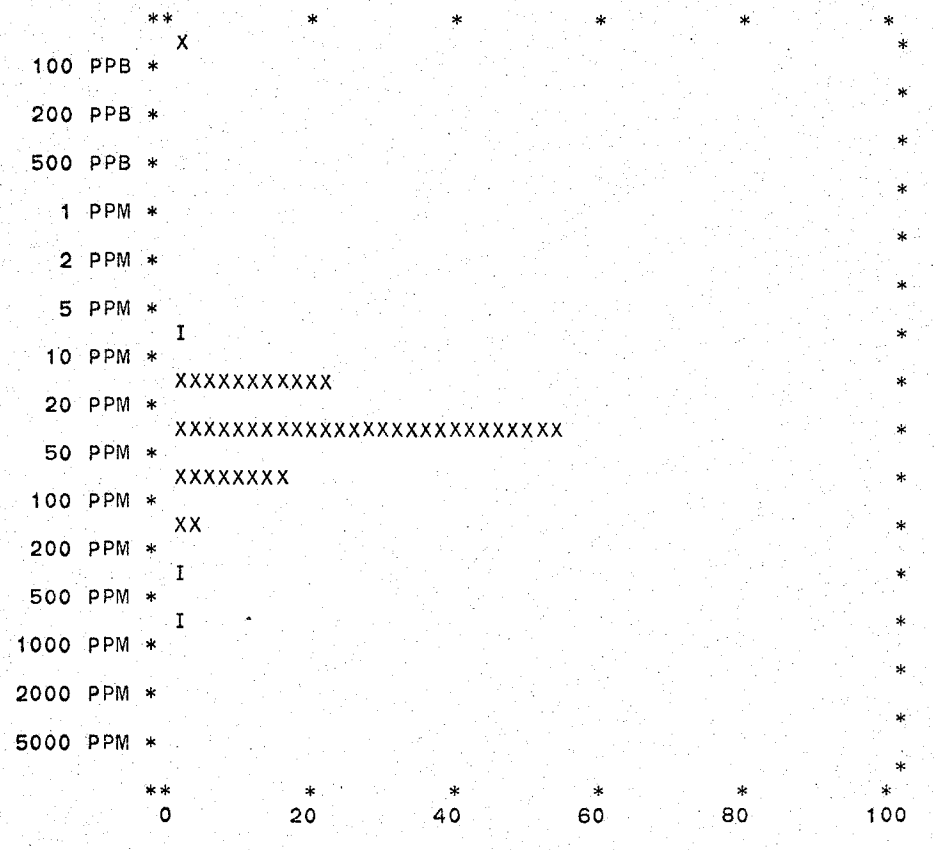

	N	%	CUM %
100 PPB	10	2.88	2.88
200 PPB			
500 PPB			
1 PPM			
2 PPM			
5 PPM			
10 PPM	3	.86	3.75
20 PPM	74	21.33	25.07
50 PPM	189	54.47	79.54
100 PPM	55	15.85	95.39
200 PPM	13	3.75	99.14
500 PPM	2	.58	99.71
1000 PPM	1	.29	100.00
2000 PPM			
5000 PPM			

SUMMARY STATISTICS

TOTAL NUMBER OF SAMPLES	347
NUMBER OF ZERO VALUE SAMPLES	10
NUMBER OF NON-ZERO SAMPLES	337
ARITHMETIC MEAN	43.0267
VARIANCE	3752.8177
STANDARD DEVIATION	61.2602
SKEW	11.7444
EXCESS KURTOSIS	175.8408
COEFFICIENT OF VARIANCE, %	142.3773
STANDARD ERROR OF THE MEAN	3.3371
LOWER 95% LIMIT ON THE MEAN	36.4618
UPPER 95% LIMIT ON THE MEAN	49.5916
LOWER 95% LIMIT ON THE RANGE	-77.4881
UPPER 95% LIMIT ON THE RANGE	163.5415
GEOMETRIC MEAN	33.0590
LOG10 MEAN	1.5193
LOG10 VARIANCE	.0748
LOG10 STANDARD DEVIATION	.2734
STANDARD ERROR ON THE MEAN	.0149
LOWER 95% LIMIT ON THE MEAN	30.9019
UPPER 95% LIMIT ON THE MEAN	35.3665
LOWER 95% LIMIT ON THE RANGE	9.5797
UPPER 95% LIMIT ON THE RANGE	114.0841
MINIMUM VALUE	10.0000
25TH PERCENTILE OR 1ST QUARTILE	21.0000
50TH PERCENTILE OR MEDIAN	31.0000
75TH PERCENTILE OR 3RD QUARTILE	45.0000
80TH PERCENTILE	53.0000
90TH PERCENTILE	80.0000
95TH PERCENTILE	100.0000
98TH PERCENTILE	146.0000
99TH PERCENTILE	215.0000
MAXIMUM VALUE	1000.0000

VARIABLE NAME: NI SMSM
UNIT OF MEASUREMENT: PPM
DATA SUBSET: SLSN

HISTOGRAM



	N	%	CUM %
XXXXXXXXXXXXXXXXXXXXXXXXXX	6	54.55	54.55
XXXXXXXXXXXXXXXXXXXXXX	5	45.45	100.00

SUMMARY STATISTICS

TOTAL NUMBER OF SAMPLES	11
NUMBER OF ZERO VALUE SAMPLES	0
NUMBER OF NON-ZERO SAMPLES	11
ARITHMETIC MEAN	51.0000
VARIANCE	275.0000
STANDARD DEVIATION	16.5831
SKEW	.8470
EXCESS KURTOSIS	-.2270
COEFFICIENT OF VARIANCE, %	32.5159
STANDARD ERROR OF THE MEAN	5.0000
LOWER 95% LIMIT ON THE MEAN	39.9950
UPPER 95% LIMIT ON THE MEAN	62.0050
LOWER 95% LIMIT ON THE RANGE	14.5005
UPPER 95% LIMIT ON THE RANGE	87.4995
GEOMETRIC MEAN	48.7720
LOG10 MEAN	1.6882
LOG10 VARIANCE	.0180
LOG10 STANDARD DEVIATION	.1343
STANDARD ERROR ON THE MEAN	.0405
LOWER 95% LIMIT ON THE MEAN	39.7225
UPPER 95% LIMIT ON THE MEAN	59.8831
LOWER 95% LIMIT ON THE RANGE	24.6915
UPPER 95% LIMIT ON THE RANGE	96.3371
MINIMUM VALUE	30.0000
25TH PERCENTILE OR 1ST QUARTILE	42.0000
50TH PERCENTILE OR MEDIAN	45.0000
75TH PERCENTILE OR 3RD QUARTILE	61.0000
80TH PERCENTILE	74.0000
90TH PERCENTILE	85.0000
95TH PERCENTILE	85.0000
98TH PERCENTILE	85.0000
99TH PERCENTILE	85.0000
MAXIMUM VALUE	85.0000

VARIABLE NAME: NI SMSM
UNIT OF MEASUREMENT: PPM
DATA SUBSET: SNDS

HISTOGRAM



	N	%	CUM %
100 PPB	4	3.17	3.17
200 PPB			
500 PPB			
1 PPM			
2 PPM	1	.79	3.97
5 PPM	2	1.59	5.56
10 PPM	28	22.22	27.78
20 PPM	59	46.83	74.60
50 PPM	20	15.87	90.48
100 PPM	12	9.52	100.00
200 PPM			
500 PPM			
1000 PPM			
2000 PPM			
5000 PPM			

SUMMARY STATISTICS

TOTAL NUMBER OF SAMPLES	126
NUMBER OF ZERO VALUE SAMPLES	4
NUMBER OF NON-ZERO SAMPLES	122
ARITHMETIC MEAN	43.8525
VARIANCE	1284.7053
STANDARD DEVIATION	35.8428
SKEW	1.6546
EXCESS KURTOSIS	2.1773
COEFFICIENT OF VARIANCE, %	81.7350
STANDARD ERROR OF THE MEAN	3.2451
LOWER 95% LIMIT ON THE MEAN	37.4286
UPPER 95% LIMIT ON THE MEAN	50.2764
LOWER 95% LIMIT ON THE RANGE	-27.1019
UPPER 95% LIMIT ON THE RANGE	114.8068
GEOMETRIC MEAN	33.4520
LOG10 MEAN	1.5244
LOG10 VARIANCE	.0990
LOG10 STANDARD DEVIATION	.3146
STANDARD ERROR ON THE MEAN	.0285
LOWER 95% LIMIT ON THE MEAN	29.3787
UPPER 95% LIMIT ON THE MEAN	38.0899
LOWER 95% LIMIT ON THE RANGE	7.9724
UPPER 95% LIMIT ON THE RANGE	140.3631
MINIMUM VALUE	5.0000
25TH PERCENTILE OR 1ST QUARTILE	20.0000
50TH PERCENTILE OR MEDIAN	30.0000
75TH PERCENTILE OR 3RD QUARTILE	54.0000
80TH PERCENTILE	70.0000
90TH PERCENTILE	101.0000
95TH PERCENTILE	132.0000
98TH PERCENTILE	151.0000
99TH PERCENTILE	180.0000
MAXIMUM VALUE	180.0000

VARIABLE NAME	UNIT OF MEASUREMENT	DATA SUBSET
NI SMSM	PPM	ARGL

HISTOGRAM



	N	%	CUM %
I	1	.83	.83
XX	6	4.96	6.61
XXXXXXXXXXXXXXXXXX	45	37.19	43.80
XXXXXXXXXXXXXXXXXXXXX	54	44.63	88.43
XXXX	9	7.44	95.87
XX	4	3.31	99.17
I	1	.83	100.00

SUMMARY STATISTICS

TOTAL NUMBER OF SAMPLES	121
NUMBER OF ZERO VALUE SAMPLES	1
NUMBER OF NON-ZERO SAMPLES	120
ARITHMETIC MEAN	32.9833
VARIANCE	1086.2014
STANDARD DEVIATION	32.9576
SKEW	3.5934
EXCESS KURTOSIS	15.6667
COEFFICIENT OF VARIANCE, %	99.9219
STANDARD ERROR OF THE MEAN	3.0086
LOWER 95% LIMIT ON THE MEAN	27.0263
UPPER 95% LIMIT ON THE MEAN	38.9404
LOWER 95% LIMIT ON THE RANGE	-32.2727
UPPER 95% LIMIT ON THE RANGE	98.2393
GEOMETRIC MEAN	25.3095
LOG10 MEAN	1.4033
LOG10 VARIANCE	.0840
LOG10 STANDARD DEVIATION	.2898
STANDARD ERROR ON THE MEAN	.0265
LOWER 95% LIMIT ON THE MEAN	22.4339
UPPER 95% LIMIT ON THE MEAN	28.5537
LOWER 95% LIMIT ON THE RANGE	6.7531
UPPER 95% LIMIT ON THE RANGE	94.8565
MINIMUM VALUE	5.0000
25TH PERCENTILE OR 1ST QUARTILE	16.0000
50TH PERCENTILE OR MEDIAN	23.0000
75TH PERCENTILE OR 3RD QUARTILE	36.0000
80TH PERCENTILE	44.0000
90TH PERCENTILE	55.0000
95TH PERCENTILE	99.0000
98TH PERCENTILE	192.0000
99TH PERCENTILE	235.0000
MAXIMUM VALUE	235.0000

VARIABLE NAME: NI SMSM
UNIT OF MEASUREMENT: PPM
DATA SUBSET: SHLE

HISTOGRAM

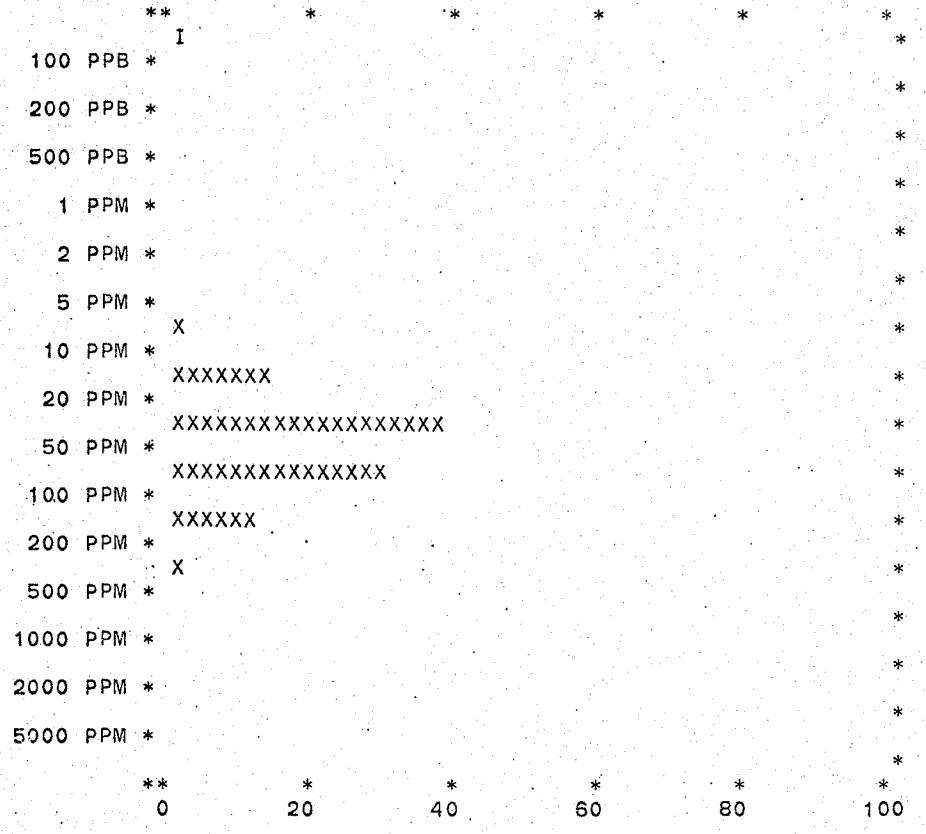

	N	%	CUM %
I	1	.88	.88
X	2	1.77	2.65
XXXXXXX	16	14.16	16.81
XXXXXXXXXXXXXXXXXX	42	37.17	53.98
XXXXXXXXXXXXXXX	35	30.97	84.96
XXXXXX	14	12.39	97.35
X	3	2.65	100.00

SUMMARY STATISTICS

TOTAL NUMBER OF SAMPLES	113
NUMBER OF ZERO VALUE SAMPLES	1
NUMBER OF NON-ZERO SAMPLES	112
ARITHMETIC MEAN	65.0982
VARIANCE	3371.5849
STANDARD DEVIATION	58.0653
SKEW	2.5279
EXCESS KURTOSIS	8.5096
COEFFICIENT OF VARIANCE, %	89.1965
STANDARD ERROR OF THE MEAN	5.4867
LOWER 95% LIMIT ON THE MEAN	54.2258
UPPER 95% LIMIT ON THE MEAN	75.9706
LOWER 95% LIMIT ON THE RANGE	-49.9641
UPPER 95% LIMIT ON THE RANGE	180.1605
GEOMETRIC MEAN	48.6022
LOG10 MEAN	1.6867
LOG10 VARIANCE	.1079
LOG10 STANDARD DEVIATION	.3284
STANDARD ERROR ON THE MEAN	.0310
LOWER 95% LIMIT ON THE MEAN	42.1852
UPPER 95% LIMIT ON THE MEAN	55.9953
LOWER 95% LIMIT ON THE RANGE	10.8604
UPPER 95% LIMIT ON THE RANGE	217.5037
MINIMUM VALUE	7.0000
25TH PERCENTILE OR 1ST QUARTILE	31.0000
50TH PERCENTILE OR MEDIAN	46.0000
75TH PERCENTILE OR 3RD QUARTILE	79.0000
80TH PERCENTILE	87.0000
90TH PERCENTILE	146.0000
95TH PERCENTILE	185.0000
98TH PERCENTILE	290.0000
99TH PERCENTILE	380.0000
MAXIMUM VALUE	380.0000

REGIONAL STREAM SEDIMENT AND WATER GEOCHEMICAL RECONNAISSANCE DATA, YUKON TERRITORY 1977. GSC-OF 520, NGR 31-1977, NTS 116B,C,F,G

VARIABLE NAME: NI SMSM | UNIT OF MEASUREMENT: PPM | DATA SUBSET: DORT

HISTOGRAM



	N	%	CUM %
10 PPM	3	37.50	37.50
50 PPM	4	50.00	87.50
100 PPM	1	12.50	100.00

SUMMARY STATISTICS

TOTAL NUMBER OF SAMPLES	8
NUMBER OF ZERO VALUE SAMPLES	0
NUMBER OF NON-ZERO SAMPLES	8
ARITHMETIC MEAN	28.3750
VARIANCE	206.5536
STANDARD DEVIATION	14.3720
SKEW	1.0014
EXCESS KURTOSIS	-.1464
COEFFICIENT OF VARIANCE, %	50.6501
STANDARD ERROR OF THE MEAN	5.0813
LOWER 95% LIMIT ON THE MEAN	16.6576
UPPER 95% LIMIT ON THE MEAN	40.0924
LOWER 95% LIMIT ON THE RANGE	-4.7668
UPPER 95% LIMIT ON THE RANGE	61.5168
GEOMETRIC MEAN	25.6774
LOG10 MEAN	1.4096
LOG10 VARIANCE	.0409
LOG10 STANDARD DEVIATION	.2022
STANDARD ERROR ON THE MEAN	.0715
LOWER 95% LIMIT ON THE MEAN	17.5669
UPPER 95% LIMIT ON THE MEAN	37.5324
LOWER 95% LIMIT ON THE RANGE	8.7754
UPPER 95% LIMIT ON THE RANGE	75.1335
MINIMUM VALUE	15.0000
25TH PERCENTILE OR 1ST QUARTILE	18.0000
50TH PERCENTILE OR MEDIAN	24.0000
75TH PERCENTILE OR 3RD QUARTILE	38.0000
80TH PERCENTILE	38.0000
90TH PERCENTILE	57.0000
95TH PERCENTILE	57.0000
98TH PERCENTILE	57.0000
99TH PERCENTILE	57.0000
MAXIMUM VALUE	57.0000

VARIABLE NAME: NI SMSM
UNIT OF MEASUREMENT: PPM
DATA SUBSET: BSLT

HISTOGRAM

	N	%	CUM %
100 PPB	1	3.85	3.85
200 PPB			
500 PPB			
1 PPM			
2 PPM			
5 PPM	1	3.85	7.69
10 PPM	4	15.38	23.08
20 PPM	6	23.08	46.15
50 PPM	4	15.38	61.54
100 PPM	9	34.62	96.15
200 PPM	1	3.85	100.00
500 PPM			
1000 PPM			
2000 PPM			
5000 PPM			

PERCENT

SUMMARY STATISTICS

TOTAL NUMBER OF SAMPLES	26
NUMBER OF ZERO VALUE SAMPLES	1
NUMBER OF NON-ZERO SAMPLES	25
ARITHMETIC MEAN	77.8800
VARIANCE	3799.6100
STANDARD DEVIATION	61.6410
SKEW	.9840
EXCESS KURTOSIS	.8547
COEFFICIENT OF VARIANCE, %	79.1487
STANDARD ERROR OF THE MEAN	12.3282
LOWER 95% LIMIT ON THE MEAN	52.4839
UPPER 95% LIMIT ON THE MEAN	103.2761
LOWER 95% LIMIT ON THE RANGE	-49.1004
UPPER 95% LIMIT ON THE RANGE	204.8604
GEOMETRIC MEAN	53.7681
LOG10 MEAN	1.7305
LOG10 VARIANCE	.1717
LOG10 STANDARD DEVIATION	.4144
STANDARD ERROR ON THE MEAN	.0829
LOWER 95% LIMIT ON THE MEAN	36.2915
UPPER 95% LIMIT ON THE MEAN	79.6608
LOWER 95% LIMIT ON THE RANGE	7.5323
UPPER 95% LIMIT ON THE RANGE	383.8163
MINIMUM VALUE	10.0000
25TH PERCENTILE OR 1ST QUARTILE	24.0000
50TH PERCENTILE OR MEDIAN	71.0000
75TH PERCENTILE OR 3RD QUARTILE	124.0000
80TH PERCENTILE	126.0000
90TH PERCENTILE	148.0000
95TH PERCENTILE	258.0000
98TH PERCENTILE	258.0000
99TH PERCENTILE	258.0000
MAXIMUM VALUE	258.0000

REGIONAL STREAM SEDIMENT AND WATER GEOCHEMICAL RECONNAISSANCE DATA, YUKON TERRITORY 1977. GSC-OF 520, NGR 31-1977, NTS 116B,C,F,G

VARIABLE NAME	UNIT OF MEASUREMENT	DATA SUBSET
NI SMSM	PPM	LMSN

HISTOGRAM



	N	%	CUM %
X	2	2.41	2.41
XXXXX	9	10.84	13.25
XXXXXXXXXX	17	20.48	33.73
XXXXXXXXXXXXXXXXXXXXXXXXXXXX	46	55.42	89.16
XXXXX	9	10.84	100.00

SUMMARY STATISTICS

TOTAL NUMBER OF SAMPLES	83
NUMBER OF ZERO VALUE SAMPLES	0
NUMBER OF NON-ZERO SAMPLES	83
ARITHMETIC MEAN	31.3133
VARIANCE	396.7543
STANDARD DEVIATION	19.9187
SKEW	1.0906
EXCESS KURTOSIS	1.3476
COEFFICIENT OF VARIANCE, %	63.6111
STANDARD ERROR OF THE MEAN	2.1864
LOWER 95% LIMIT ON THE MEAN	26.9636
UPPER 95% LIMIT ON THE MEAN	35.6629
LOWER 95% LIMIT ON THE RANGE	-8.3138
UPPER 95% LIMIT ON THE RANGE	70.9403
GEOMETRIC MEAN	25.1728
LOG10 MEAN	1.4009
LOG10 VARIANCE	.0945
LOG10 STANDARD DEVIATION	.3074
STANDARD ERROR ON THE MEAN	.0337
LOWER 95% LIMIT ON THE MEAN	21.5681
UPPER 95% LIMIT ON THE MEAN	29.3800
LOWER 95% LIMIT ON THE RANGE	6.1581
UPPER 95% LIMIT ON THE RANGE	102.9012
MINIMUM VALUE	4.0000
25TH PERCENTILE OR 1ST QUARTILE	16.0000
50TH PERCENTILE OR MEDIAN	28.0000
75TH PERCENTILE OR 3RD QUARTILE	44.0000
80TH PERCENTILE	46.0000
90TH PERCENTILE	55.0000
95TH PERCENTILE	74.0000
98TH PERCENTILE	93.0000
99TH PERCENTILE	100.0000
MAXIMUM VALUE	100.0000

REGIONAL STREAM SEDIMENT AND WATER GEOCHEMICAL RECONNAISSANCE DATA, YUKON TERRITORY 1977. GSC-OF 520, NGR 31-1977, NTS 116B,C,F,G

VARIABLE NAME	UNIT OF MEASUREMENT	DATA SUBSET
NI SMSM	PPM	DLMT

HISTOGRAM

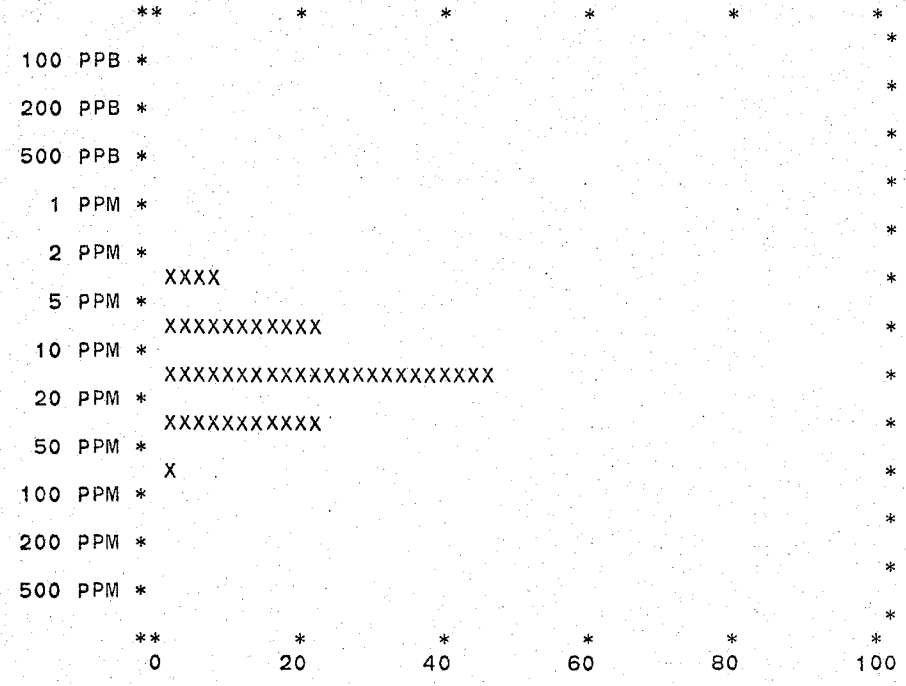

	N	%	CUM %
XXXX	6	7.50	7.50
XXXXXXXXXX	18	22.50	30.00
XXXXXXXXXXXXXXXXXXXXXX	37	46.25	76.25
XXXXXXXXXX	17	21.25	97.50
X	2	2.50	100.00

SUMMARY STATISTICS

TOTAL NUMBER OF SAMPLES	80
NUMBER OF ZERO VALUE SAMPLES	0
NUMBER OF NON-ZERO SAMPLES	80
ARITHMETIC MEAN	16.9000
VARIANCE	148.5468
STANDARD DEVIATION	12.1880
SKEW	3.6546
EXCESS KURTOSIS	19.2001
COEFFICIENT OF VARIANCE, %	72.1182
STANDARD ERROR OF THE MEAN	1.3627
LOWER 95% LIMIT ON THE MEAN	14.1878
UPPER 95% LIMIT ON THE MEAN	19.6122
LOWER 95% LIMIT ON THE RANGE	-7.3590
UPPER 95% LIMIT ON THE RANGE	41.1590
GEOMETRIC MEAN	14.2588
LOG10 MEAN	1.1541
LOG10 VARIANCE	.0615
LOG10 STANDARD DEVIATION	.2481
STANDARD ERROR ON THE MEAN	.0277
LOWER 95% LIMIT ON THE MEAN	12.5569
UPPER 95% LIMIT ON THE MEAN	16.1913
LOWER 95% LIMIT ON THE RANGE	4.5747
UPPER 95% LIMIT ON THE RANGE	44.4428
MINIMUM VALUE	4.0000
25TH PERCENTILE OR 1ST QUARTILE	10.0000
50TH PERCENTILE OR MEDIAN	15.0000
75TH PERCENTILE OR 3RD QUARTILE	20.0000
80TH PERCENTILE	22.0000
90TH PERCENTILE	29.0000
95TH PERCENTILE	34.0000
98TH PERCENTILE	55.0000
99TH PERCENTILE	94.0000
MAXIMUM VALUE	94.0000

REGIONAL STREAM SEDIMENT AND WATER GEOCHEMICAL RECONNAISSANCE DATA, YUKON TERRITORY 1977. GSC-OF 520, NGR 31-1977, NTS 116B,C,F,G

VARIABLE NAME: NI SMSM
UNIT OF MEASUREMENT: PPM
DATA SUBSET: SYNT

HISTOGRAM

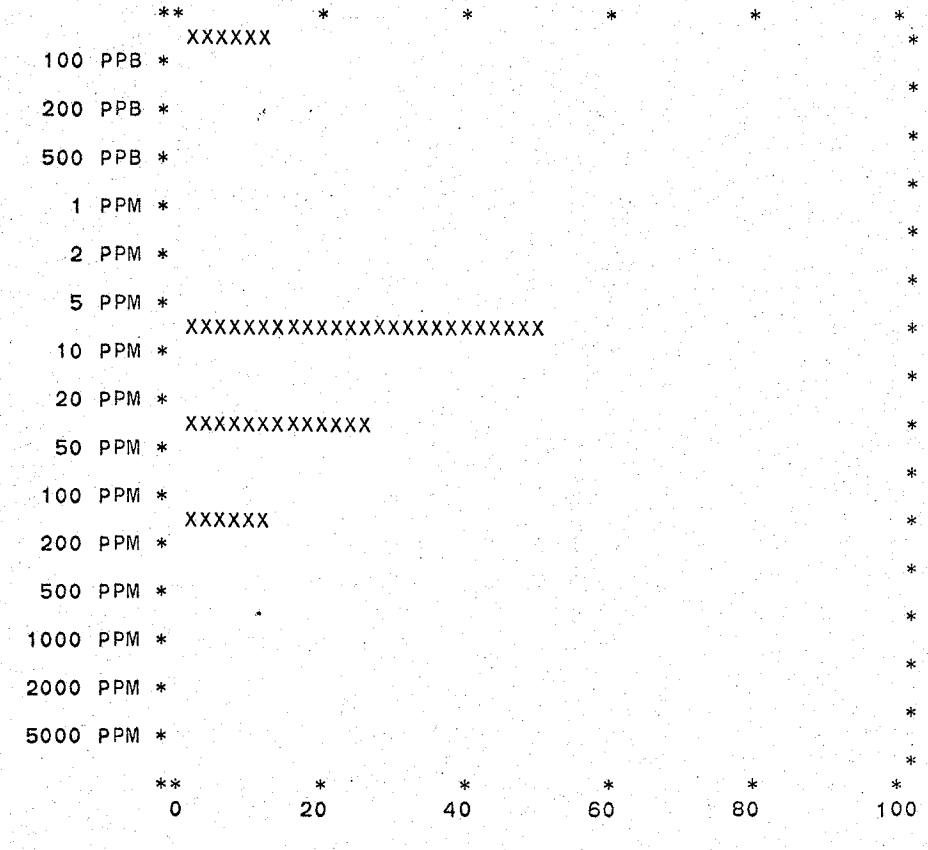

	N	%	CUM %
XXXXXX	1	12.50	12.50
XXXXXXXXXXXXXXXXXXXXXXXXX	4	50.00	62.50
XXXXXXXXXXXXX	2	25.00	87.50
XXXXXX	1	12.50	100.00

SUMMARY STATISTICS

TOTAL NUMBER OF SAMPLES	8
NUMBER OF ZERO VALUE SAMPLES	1
NUMBER OF NON-ZERO SAMPLES	7
ARITHMETIC MEAN	28.4286
VARIANCE	1516.9524
STANDARD DEVIATION	38.9481
SKEW	1.8823
EXCESS KURTOSIS	1.7977
COEFFICIENT OF VARIANCE, %	137.0033
STANDARD ERROR OF THE MEAN	14.7210
LOWER 95% LIMIT ON THE MEAN	-6.3866
UPPER 95% LIMIT ON THE MEAN	63.2437
LOWER 95% LIMIT ON THE RANGE	-63.6836
UPPER 95% LIMIT ON THE RANGE	120.5408
GEOMETRIC MEAN	16.8738
LOG10 MEAN	1.2272
LOG10 VARIANCE	.1814
LOG10 STANDARD DEVIATION	.4259
STANDARD ERROR ON THE MEAN	.1610
LOWER 95% LIMIT ON THE MEAN	7.0227
UPPER 95% LIMIT ON THE MEAN	40.5435
LOWER 95% LIMIT ON THE RANGE	1.6594
UPPER 95% LIMIT ON THE RANGE	171.5811
MINIMUM VALUE	8.0000
25TH PERCENTILE OR 1ST QUARTILE	9.0000
50TH PERCENTILE OR MEDIAN	10.0000
75TH PERCENTILE OR 3RD QUARTILE	28.0000
80TH PERCENTILE	115.0000
90TH PERCENTILE	115.0000
95TH PERCENTILE	115.0000
98TH PERCENTILE	115.0000
99TH PERCENTILE	115.0000
MAXIMUM VALUE	115.0000

REGIONAL STREAM SEDIMENT AND WATER GEOCHEMICAL RECONNAISSANCE DATA, YUKON TERRITORY 1977. GSC-OF 520, NGR 31-1977, NTS 116B,C,F,G

VARIABLE NAME	UNIT OF MEASUREMENT	DATA SUBSET
NI SMSM	PPM	GLCM

HISTOGRAM

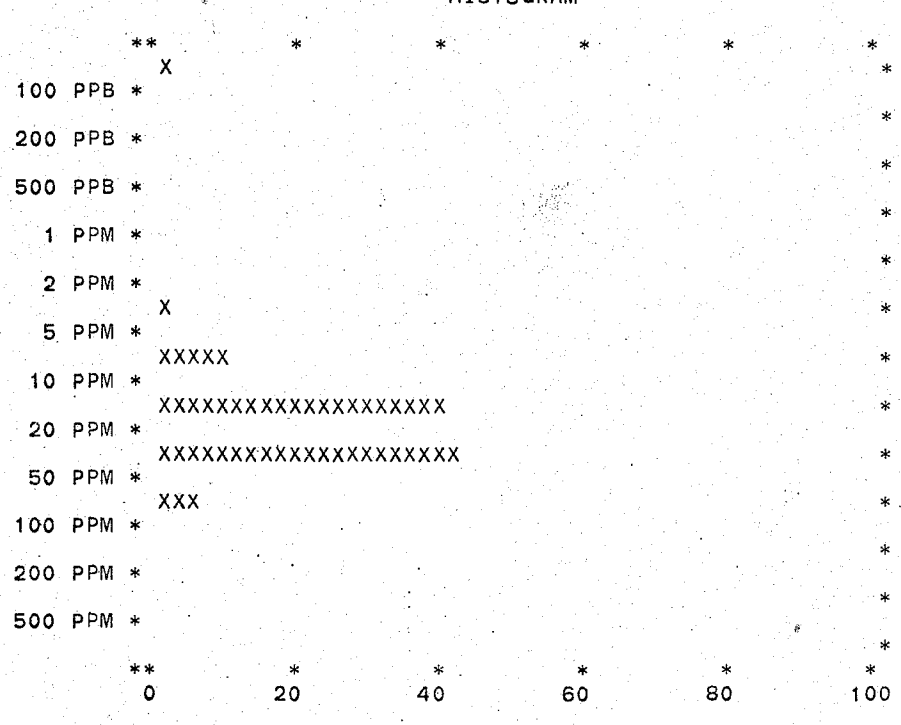

	N	%	CUM %
X	1	1.04	1.04
X	2	2.08	3.13
XXXXX	9	9.38	12.50
XXXXXXXXXXXXXXXXXXX	39	40.63	53.13
XXXXXXXXXXXXXXXXXXXX	40	41.67	94.79
XXX	5	5.21	100.00

SUMMARY STATISTICS

TOTAL NUMBER OF SAMPLES	96
NUMBER OF ZERO VALUE SAMPLES	1
NUMBER OF NON-ZERO SAMPLES	95
ARITHMETIC MEAN	22.9684
VARIANCE	161.1798
STANDARD DEVIATION	12.6957
SKEW	1.2359
EXCESS KURTOSIS	1.4491
COEFFICIENT OF VARIANCE, %	55.2744
STANDARD ERROR OF THE MEAN	1.3025
LOWER 95% LIMIT ON THE MEAN	20.3821
UPPER 95% LIMIT ON THE MEAN	25.5548
LOWER 95% LIMIT ON THE RANGE	-2.2401
UPPER 95% LIMIT ON THE RANGE	48.1769
GEOMETRIC MEAN	19.9177
LOG10 MEAN	1.2992
LOG10 VARIANCE	.0558
LOG10 STANDARD DEVIATION	.2361
STANDARD ERROR ON THE MEAN	.0242
LOWER 95% LIMIT ON THE MEAN	17.8295
UPPER 95% LIMIT ON THE MEAN	22.2506
LOWER 95% LIMIT ON THE RANGE	6.7671
UPPER 95% LIMIT ON THE RANGE	58.6241
MINIMUM VALUE	5.0000
25TH PERCENTILE OR 1ST QUARTILE	15.0000
50TH PERCENTILE OR MEDIAN	20.0000
75TH PERCENTILE OR 3RD QUARTILE	28.0000
80TH PERCENTILE	33.0000
90TH PERCENTILE	37.0000
95TH PERCENTILE	51.0000
98TH PERCENTILE	58.0000
99TH PERCENTILE	68.0000
MAXIMUM VALUE	68.0000

VARIABLE NAME: NI SMSM
UNIT OF MEASUREMENT: PPM
DATA SUBSET: BEXV

HISTOGRAM

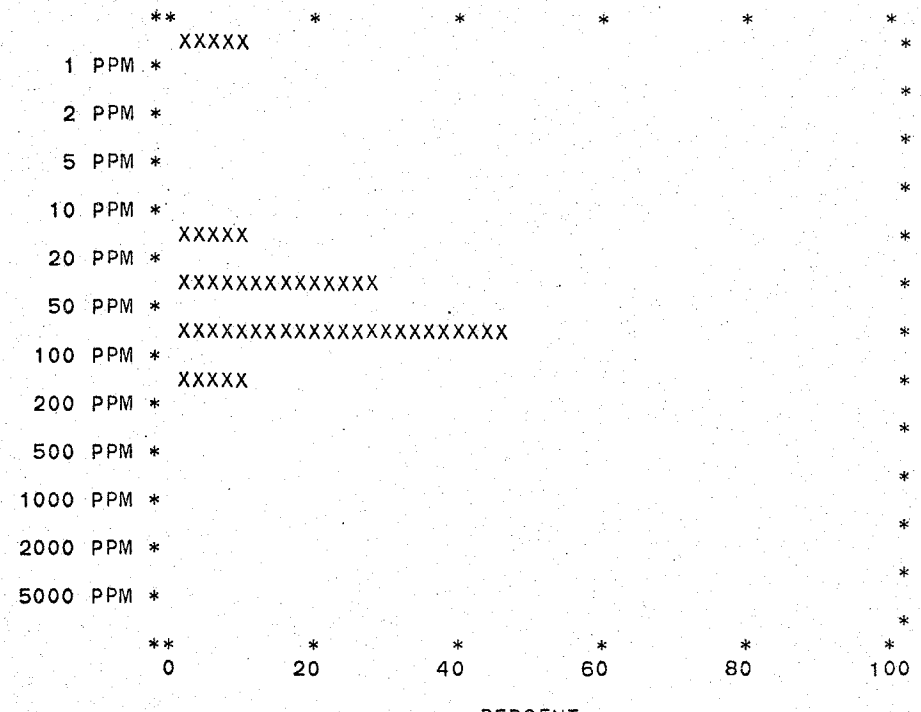

	N	%	CUM %
XXXXX	1	9.09	9.09
XXXXX	1	9.09	18.18
XXXXXXXXXXXXXX	3	27.27	45.45
XXXXXXXXXXXXXXXXXXXXXXX	5	45.45	90.91
XXXXX	1	9.09	100.00

SUMMARY STATISTICS

TOTAL NUMBER OF SAMPLES	11
NUMBER OF ZERO VALUE SAMPLES	1
NUMBER OF NON-ZERO SAMPLES	10
ARITHMETIC MEAN	59.5000
VARIANCE	1180.9444
STANDARD DEVIATION	34.3649
SKEW	.3577
EXCESS KURTOSIS	-.9253
COEFFICIENT OF VARIANCE, %	57.7561
STANDARD ERROR OF THE MEAN	10.8671
LOWER 95% LIMIT ON THE MEAN	35.2880
UPPER 95% LIMIT ON THE MEAN	83.7120
LOWER 95% LIMIT ON THE RANGE	-17.0649
UPPER 95% LIMIT ON THE RANGE	136.0649
GEOMETRIC MEAN	49.6270
LOG10 MEAN	1.6957
LOG10 VARIANCE	.0857
LOG10 STANDARD DEVIATION	.2928
STANDARD ERROR ON THE MEAN	.0926
LOWER 95% LIMIT ON THE MEAN	30.8618
UPPER 95% LIMIT ON THE MEAN	79.8021
LOWER 95% LIMIT ON THE RANGE	11.0497
UPPER 95% LIMIT ON THE RANGE	222.8872
MINIMUM VALUE	16.0000
25TH PERCENTILE OR 1ST QUARTILE	24.0000
50TH PERCENTILE OR MEDIAN	62.0000
75TH PERCENTILE OR 3RD QUARTILE	84.0000
80TH PERCENTILE	100.0000
90TH PERCENTILE	120.0000
95TH PERCENTILE	120.0000
98TH PERCENTILE	120.0000
99TH PERCENTILE	120.0000
MAXIMUM VALUE	120.0000

VARIABLE NAME: NI SMSM
UNIT OF MEASUREMENT: PPM
DATA SUBSET: SCST

HISTOGRAM



	N	%	CUM %
XXXXXXXX	9	15.52	15.52
XXXXXXXXXXXXXXXXXXXXXXXXXXXX	32	55.17	70.69
XXXXXXXXXXXXXX	16	27.59	98.28
X	1	1.72	100.00

SUMMARY STATISTICS

TOTAL NUMBER OF SAMPLES	58
NUMBER OF ZERO VALUE SAMPLES	0
NUMBER OF NON-ZERO SAMPLES	58
ARITHMETIC MEAN	18.6379
VARIANCE	69.4631
STANDARD DEVIATION	8.3345
SKEW	1.9777
EXCESS KURTOSIS	6.5540
COEFFICIENT OF VARIANCE, %	44.7177
STANDARD ERROR OF THE MEAN	1.0944
LOWER 95% LIMIT ON THE MEAN	16.4474
UPPER 95% LIMIT ON THE MEAN	20.8284
LOWER 95% LIMIT ON THE RANGE	1.9557
UPPER 95% LIMIT ON THE RANGE	35.3202
GEOMETRIC MEAN	17.1611
LOG10 MEAN	1.2345
LOG10 VARIANCE	.0307
LOG10 STANDARD DEVIATION	.1753
STANDARD ERROR ON THE MEAN	.0230
LOWER 95% LIMIT ON THE MEAN	15.4341
UPPER 95% LIMIT ON THE MEAN	19.0813
LOWER 95% LIMIT ON THE RANGE	7.6513
UPPER 95% LIMIT ON THE RANGE	38.4906
MINIMUM VALUE	8.0000
25TH PERCENTILE OR 1ST QUARTILE	12.0000
50TH PERCENTILE OR MEDIAN	19.0000
75TH PERCENTILE OR 3RD QUARTILE	21.0000
80TH PERCENTILE	22.0000
90TH PERCENTILE	25.0000
95TH PERCENTILE	35.0000
98TH PERCENTILE	57.0000
99TH PERCENTILE	57.0000
MAXIMUM VALUE	57.0000

VARIABLE NAME: NI SMSM
UNIT OF MEASUREMENT: PPM
DATA SUBSET: GRNS

HISTOGRAM

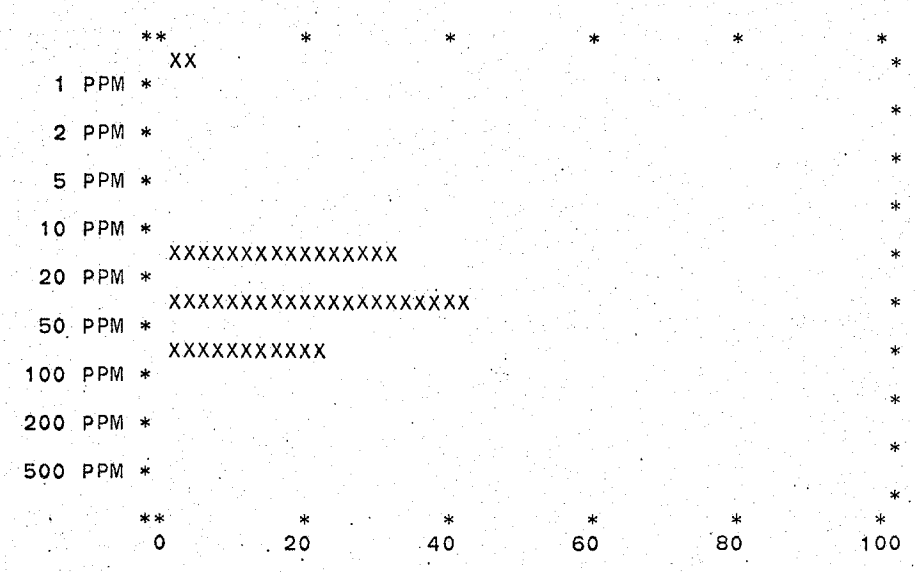

	N	%	CUM %
XX	1	3.23	3.23
XXXXXXXXXXXXXXX	10	32.26	35.48
XXXXXXXXXXXXXXXXXXXX	13	41.94	77.42
XXXXXXXXXX	7	22.58	100.00

SUMMARY STATISTICS

TOTAL NUMBER OF SAMPLES	31
NUMBER OF ZERO VALUE SAMPLES	1
NUMBER OF NON-ZERO SAMPLES	30
ARITHMETIC MEAN	33.8667
VARIANCE	436.3264
STANDARD DEVIATION	20.8884
SKEW	1.0973
EXCESS KURTOSIS	.2063
COEFFICIENT OF VARIANCE, %	61.6784
STANDARD ERROR OF THE MEAN	3.8137
LOWER 95% LIMIT ON THE MEAN	26.0791
UPPER 95% LIMIT ON THE MEAN	41.6542
LOWER 95% LIMIT ON THE RANGE	-8.7875
UPPER 95% LIMIT ON THE RANGE	76.5208
GEOMETRIC MEAN	28.7413
LOG10 MEAN	1.4585
LOG10 VARIANCE	.0614
LOG10 STANDARD DEVIATION	.2477
STANDARD ERROR ON THE MEAN	.0452
LOWER 95% LIMIT ON THE MEAN	23.2360
UPPER 95% LIMIT ON THE MEAN	35.5510
LOWER 95% LIMIT ON THE RANGE	8.9684
UPPER 95% LIMIT ON THE RANGE	92.1087
MINIMUM VALUE	11.0000
25TH PERCENTILE OR 1ST QUARTILE	20.0000
50TH PERCENTILE OR MEDIAN	25.0000
75TH PERCENTILE OR 3RD QUARTILE	50.0000
80TH PERCENTILE	55.0000
90TH PERCENTILE	67.0000
95TH PERCENTILE	74.0000
98TH PERCENTILE	91.0000
99TH PERCENTILE	91.0000
MAXIMUM VALUE	91.0000

VARIABLE NAME: NI SMSM
UNIT OF MEASUREMENT: PPM
DATA SUBSET: BGNS

HISTOGRAM



	N	%	CUM %
10 PPM	4	66.67	66.67
20 PPM	2	33.33	100.00

SUMMARY STATISTICS

TOTAL NUMBER OF SAMPLES	6
NUMBER OF ZERO VALUE SAMPLES	0
NUMBER OF NON-ZERO SAMPLES	6
ARITHMETIC MEAN	20.5000
VARIANCE	93.5000
STANDARD DEVIATION	9.6695
SKEW	1.3631
EXCESS KURTOSIS	.3441
COEFFICIENT OF VARIANCE, %	47.1685
STANDARD ERROR OF THE MEAN	3.9476
LOWER 95% LIMIT ON THE MEAN	10.8403
UPPER 95% LIMIT ON THE MEAN	30.1597
LOWER 95% LIMIT ON THE RANGE	-3.1614
UPPER 95% LIMIT ON THE RANGE	44.1614
GEOMETRIC MEAN	19.0356
LOG10 MEAN	1.2796
LOG10 VARIANCE	.0300
LOG10 STANDARD DEVIATION	.1732
STANDARD ERROR ON THE MEAN	.0707
LOWER 95% LIMIT ON THE MEAN	12.7798
UPPER 95% LIMIT ON THE MEAN	28.3537
LOWER 95% LIMIT ON THE RANGE	7.1730
UPPER 95% LIMIT ON THE RANGE	50.5165
MINIMUM VALUE	13.0000
25TH PERCENTILE OR 1ST QUARTILE	15.0000
50TH PERCENTILE OR MEDIAN	17.0000
75TH PERCENTILE OR 3RD QUARTILE	23.0000
80TH PERCENTILE	39.0000
90TH PERCENTILE	39.0000
95TH PERCENTILE	39.0000
98TH PERCENTILE	39.0000
99TH PERCENTILE	39.0000
MAXIMUM VALUE	39.0000

VARIABLE NAME	UNIT OF MEASUREMENT	DATA SUBSET
NI SMSM	PPM	GRDR

HISTOGRAM



	N	%	CUM %
10 PPM	2	66.67	66.67
20 PPM	1	33.33	100.00

SUMMARY STATISTICS

TOTAL NUMBER OF SAMPLES	3
NUMBER OF ZERO VALUE SAMPLES	0
NUMBER OF NON-ZERO SAMPLES	3
ARITHMETIC MEAN	16.0000
VARIANCE	25.0000
STANDARD DEVIATION	5.0000
SKEW	0.0000
EXCESS KURTOSIS	-1.5000
COEFFICIENT OF VARIANCE, %	31.2500
STANDARD ERROR OF THE MEAN	2.8868
LOWER 95% LIMIT ON THE MEAN	6.8144
UPPER 95% LIMIT ON THE MEAN	25.1856
LOWER 95% LIMIT ON THE RANGE	.0900
UPPER 95% LIMIT ON THE RANGE	31.9100
GEOMETRIC MEAN	15.4612
LOG10 MEAN	1.1892
LOG10 VARIANCE	.0199
LOG10 STANDARD DEVIATION	.1410
STANDARD ERROR ON THE MEAN	.0814
LOWER 95% LIMIT ON THE MEAN	8.5154
UPPER 95% LIMIT ON THE MEAN	28.0727
LOWER 95% LIMIT ON THE RANGE	5.5027
UPPER 95% LIMIT ON THE RANGE	43.4426
MINIMUM VALUE	11.0000
25TH PERCENTILE OR 1ST QUARTILE	16.0000
50TH PERCENTILE OR MEDIAN	16.0000
75TH PERCENTILE OR 3RD QUARTILE	21.0000
80TH PERCENTILE	21.0000
90TH PERCENTILE	21.0000
95TH PERCENTILE	21.0000
98TH PERCENTILE	21.0000
99TH PERCENTILE	21.0000
MAXIMUM VALUE	21.0000

VARIABLE NAME	UNIT OF MEASUREMENT	DATA SUBSET
NI SMSM	PPM	UMFC

*
***
****
****

NUMBER OF NON-ZERO SAMPLES IS LT 3 - NO HISTOGRAM

****
****
***
*

SUMMARY STATISTICS

TOTAL NUMBER OF SAMPLES	1
NUMBER OF ZERO VALUE SAMPLES	0
NUMBER OF NON-ZERO SAMPLES	1
ARITHMETIC MEAN	53.0000
VARIANCE	.0000
STANDARD DEVIATION	.0000
SKEW	.0000
EXCESS KURTOSIS	.0000
COEFFICIENT OF VARIANCE, %	.0000
STANDARD ERROR OF THE MEAN	.0000
LOWER 95% LIMIT ON THE MEAN	53.0000
UPPER 95% LIMIT ON THE MEAN	53.0000
LOWER 95% LIMIT ON THE RANGE	53.0000
UPPER 95% LIMIT ON THE RANGE	53.0000
GEOMETRIC MEAN	53.0000
LOG10 MEAN	1.7243
LOG10 VARIANCE	.0000
LOG10 STANDARD DEVIATION	.0000
STANDARD ERROR ON THE MEAN	.0000
LOWER 95% LIMIT ON THE MEAN	53.0000
UPPER 95% LIMIT ON THE MEAN	53.0000
LOWER 95% LIMIT ON THE RANGE	53.0000
UPPER 95% LIMIT ON THE RANGE	53.0000
MINIMUM VALUE	53.0000
25TH PERCENTILE OR 1ST QUARTILE	53.0000
50TH PERCENTILE OR MEDIAN	53.0000
75TH PERCENTILE OR 3RD QUARTILE	53.0000
80TH PERCENTILE	53.0000
90TH PERCENTILE	53.0000
95TH PERCENTILE	53.0000
98TH PERCENTILE	53.0000
99TH PERCENTILE	53.0000
MAXIMUM VALUE	53.0000

VARIABLE NAME	UNIT OF MEASUREMENT	DATA SUBSET
NI SMSM	PPM	UKNN

HISTOGRAM

		N	%	CUM %
	I	6	.99	.99
100 PPB				
200 PPB				
500 PPB				
1 PPM				
2 PPM	XX	19	3.12	4.11
5 PPM	X	16	2.63	6.73
10 PPM	XXXXXXXX	95	15.60	22.33
20 PPM	XXXXXXXXXXXXXXXXXXXXXXXXXXXX	335	55.01	77.34
50 PPM	XXXXXXXXX	108	17.73	95.07
100 PPM	XX	22	3.61	98.69
200 PPM	X	8	1.31	100.00
500 PPM				
1000 PPM				
2000 PPM				
5000 PPM				

0 20 40 60 80 100

PERCENT

SUMMARY STATISTICS

TOTAL NUMBER OF SAMPLES	609
NUMBER OF ZERO VALUE SAMPLES	6
NUMBER OF NON-ZERO SAMPLES	603
ARITHMETIC MEAN	43.5323
VARIANCE	2089.7942
STANDARD DEVIATION	45.7143
SKEW	5.7705
EXCESS KURTOSIS	46.7282
COEFFICIENT OF VARIANCE, %	105.0122
STANDARD ERROR OF THE MEAN	1.8616
LOWER 95% LIMIT ON THE MEAN	39.8761
UPPER 95% LIMIT ON THE MEAN	47.1885
LOWER 95% LIMIT ON THE RANGE	-46.2498
UPPER 95% LIMIT ON THE RANGE	133.3145
GEOMETRIC MEAN	32.9410
LOG10 MEAN	1.5177
LOG10 VARIANCE	.1032
LOG10 STANDARD DEVIATION	.3212
STANDARD ERROR ON THE MEAN	.0131
LOWER 95% LIMIT ON THE MEAN	31.0490
UPPER 95% LIMIT ON THE MEAN	34.9482
LOWER 95% LIMIT ON THE RANGE	7.7076
UPPER 95% LIMIT ON THE RANGE	140.7841
MINIMUM VALUE	3.0000
25TH PERCENTILE OR 1ST QUARTILE	23.0000
50TH PERCENTILE OR MEDIAN	35.0000
75TH PERCENTILE OR 3RD QUARTILE	48.0000
80TH PERCENTILE	54.0000
90TH PERCENTILE	75.0000
95TH PERCENTILE	104.0000
98TH PERCENTILE	152.0000
99TH PERCENTILE	255.0000
MAXIMUM VALUE	500.0000

SUMMARY STATISTICS

SUBSET	VARIABLE		UNITS	N	ARITH MEAN	STD DEV	CV %	SKEW	EXCESS KURT	95% LIMITS ON MEAN		GEOM MEAN	LOG 10 MEAN	STD DEV	95% LIMITS ON MEAN	
QRTZ	NI	SMSM	PPM	337	43.0	61.3	142.4	11.74	175.84	36.5	49.6	33.1	1.5193	.2734	30.9	35.4
SLSN	NI	SMSM	PPM	11	51.0	16.6	32.5	.85	-.23	40.0	62.0	48.8	1.6882	.1343	39.7	59.9
SNDS	NI	SMSM	PPM	122	43.9	35.8	81.7	1.65	2.18	37.4	50.3	33.5	1.5244	.3146	29.4	38.1
ARGL	NI	SMSM	PPM	120	33.0	33.0	99.9	3.59	15.67	27.0	38.9	25.3	1.4033	.2898	22.4	28.6
SHLE	NI	SMSM	PPM	112	65.1	58.1	89.2	2.53	8.51	54.2	76.0	48.6	1.6867	.3284	42.2	56.0
DORT	NI	SMSM	PPM	8	28.4	14.4	50.7	1.00	-.15	16.7	40.1	25.7	1.4096	.2022	17.6	37.5
BSLT	NI	SMSM	PPM	25	77.9	61.6	79.1	.98	.85	52.5	103.	53.8	1.7305	.4144	36.3	79.7
LMSN	NI	SMSM	PPM	83	31.3	19.9	63.6	1.09	1.35	27.0	35.7	25.2	1.4009	.3074	21.6	29.4
DLMT	NI	SMSM	PPM	80	16.9	12.2	72.1	3.65	19.20	14.2	19.6	14.3	1.1541	.2481	12.6	16.2
SYNT	NI	SMSM	PPM	7	28.4	38.9	137.0	1.88	1.80	-6.39	63.2	16.9	1.2272	.4259	7.02	40.5
GLCM	NI	SMSM	PPM	95	23.0	12.7	55.3	1.24	1.45	20.4	25.6	19.9	1.2992	.2361	17.8	22.3
BEXV	NI	SMSM	PPM	10	59.5	34.4	57.8	.36	-.93	35.3	83.7	49.6	1.6957	.2928	30.9	79.8
SCST	NI	SMSM	PPM	58	18.6	8.33	44.7	1.98	6.55	16.4	20.8	17.2	1.2345	.1753	15.4	19.1
GRNS	NI	SMSM	PPM	30	33.9	20.9	61.7	1.10	.21	26.1	41.7	28.7	1.4585	.2477	23.2	35.6
BGNS	NI	SMSM	PPM	6	20.5	9.67	47.2	1.36	.34	10.8	30.2	19.0	1.2796	.1732	12.8	28.4
GRDR	NI	SMSM	PPM	3	16.0	5.00	31.3	0.00	-1.50	6.81	25.2	15.5	1.1892	.1410	8.52	28.1
UMFC	NI	SMSM	PPM	1	53.0	.100E-05	.0	.00	.00	53.0	53.0	53.0	1.7243	.0000	53.0	53.0
UKNN	NI	SMSM	PPM	603	43.5	45.7	105.0	5.77	46.73	39.9	47.2	32.9	1.5177	.3212	31.0	34.9

SUBSET	VARIABLE		UNITS	N	MIN VALUE	PERCENTILE 25TH	50TH	75TH	80TH	90TH	95TH	98TH	99TH	MAX VALUE
QRTZ	NI	SMSM	PPM	337	10.000	21.000	31.000	45.000	53.000	80.000	100.000	146.000	215.000	1000.000
SLSN	NI	SMSM	PPM	11	30.000	42.000	45.000	61.000	74.000	85.000	85.000	85.000	85.000	85.000
SNDS	NI	SMSM	PPM	122	5.000	20.000	30.000	54.000	70.000	101.000	132.000	151.000	180.000	180.000
ARGL	NI	SMSM	PPM	120	5.000	16.000	23.000	36.000	44.000	55.000	99.000	192.000	235.000	235.000
SHLE	NI	SMSM	PPM	112	7.000	31.000	46.000	79.000	87.000	146.000	185.000	290.000	380.000	380.000
DORT	NI	SMSM	PPM	8	15.000	18.000	24.000	38.000	38.000	57.000	57.000	57.000	57.000	57.000
BSLT	NI	SMSM	PPM	25	10.000	24.000	71.000	124.000	126.000	148.000	258.000	258.000	258.000	258.000
LMSN	NI	SMSM	PPM	83	4.000	16.000	28.000	44.000	46.000	55.000	74.000	93.000	100.000	100.000
DLMT	NI	SMSM	PPM	80	4.000	10.000	15.000	20.000	22.000	29.000	34.000	55.000	94.000	94.000
SYNT	NI	SMSM	PPM	7	8.000	9.000	10.000	28.000	115.000	115.000	115.000	115.000	115.000	115.000
GLCM	NI	SMSM	PPM	95	5.000	15.000	20.000	28.000	33.000	37.000	51.000	58.000	68.000	68.000
BEXV	NI	SMSM	PPM	10	16.000	24.000	62.000	84.000	100.000	120.000	120.000	120.000	120.000	120.000
SCST	NI	SMSM	PPM	58	8.000	12.000	19.000	21.000	22.000	25.000	35.000	57.000	57.000	57.000
GRNS	NI	SMSM	PPM	30	11.000	20.000	25.000	50.000	55.000	67.000	74.000	91.000	91.000	91.000
BGNS	NI	SMSM	PPM	6	13.000	15.000	17.000	23.000	39.000	39.000	39.000	39.000	39.000	39.000
GRDR	NI	SMSM	PPM	3	11.000	16.000	16.000	21.000	21.000	21.000	21.000	21.000	21.000	21.000
UMFC	NI	SMSM	PPM	1	53.000	53.000	53.000	53.000	53.000	53.000	53.000	53.000	53.000	53.000
UKNN	NI	SMSM	PPM	603	3.000	23.000	35.000	48.000	54.000	75.000	104.000	152.000	255.000	500.000

VARIABLE NAME: CO SMSM
UNIT OF MEASUREMENT: PPM
DATA SUBSET: QRTZ

HISTOGRAM

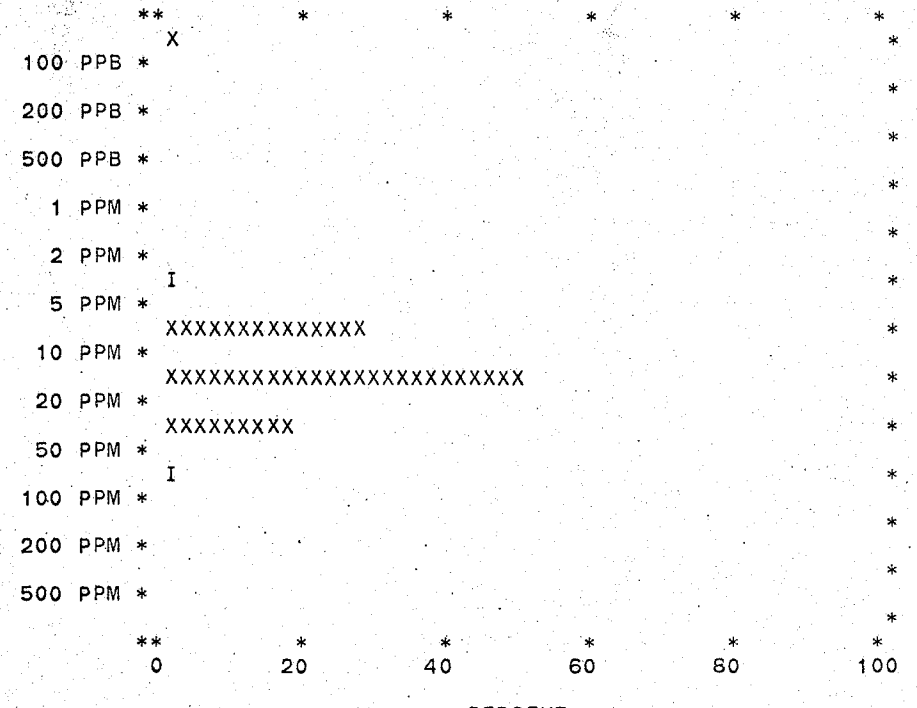

	N	%	CUM %
*			
*	10	2.88	2.88
*			
*			
*			
*			
*			
*	1	.29	3.17
*			
*	96	27.67	30.84
*			
*	176	50.72	81.56
*			
*	63	18.16	99.71
*			
*	1	.29	100.00
*			
*			
*			
*			
*			

SUMMARY STATISTICS

TOTAL NUMBER OF SAMPLES	347
NUMBER OF ZERO VALUE SAMPLES	10
NUMBER OF NON-ZERO SAMPLES	337
ARITHMETIC MEAN	15.1869
VARIANCE	55.4977
STANDARD DEVIATION	7.4497
SKEW	1.7931
EXCESS KURTOSIS	4.1608
COEFFICIENT OF VARIANCE, %	49.0532
STANDARD ERROR OF THE MEAN	.4058
LOWER 95% LIMIT ON THE MEAN	14.3886
UPPER 95% LIMIT ON THE MEAN	15.9853
LOWER 95% LIMIT ON THE RANGE	.5315
UPPER 95% LIMIT ON THE RANGE	29.8424
GEOMETRIC MEAN	13.8049
LOG10 MEAN	1.1400
LOG10 VARIANCE	.0333
LOG10 STANDARD DEVIATION	.1823
STANDARD ERROR ON THE MEAN	.0099
LOWER 95% LIMIT ON THE MEAN	13.1975
UPPER 95% LIMIT ON THE MEAN	14.4403
LOWER 95% LIMIT ON THE RANGE	6.0437
UPPER 95% LIMIT ON THE RANGE	31.5328
MINIMUM VALUE	5.0000
25TH PERCENTILE OR 1ST QUARTILE	10.0000
50TH PERCENTILE OR MEDIAN	13.0000
75TH PERCENTILE OR 3RD QUARTILE	18.0000
80TH PERCENTILE	20.0000
90TH PERCENTILE	26.0000
95TH PERCENTILE	31.0000
98TH PERCENTILE	36.0000
99TH PERCENTILE	41.0000
MAXIMUM VALUE	57.0000

VARIABLE NAME	UNIT OF MEASUREMENT	DATA SUBSET
CO SMSM	PPM	SLSN

HISTOGRAM

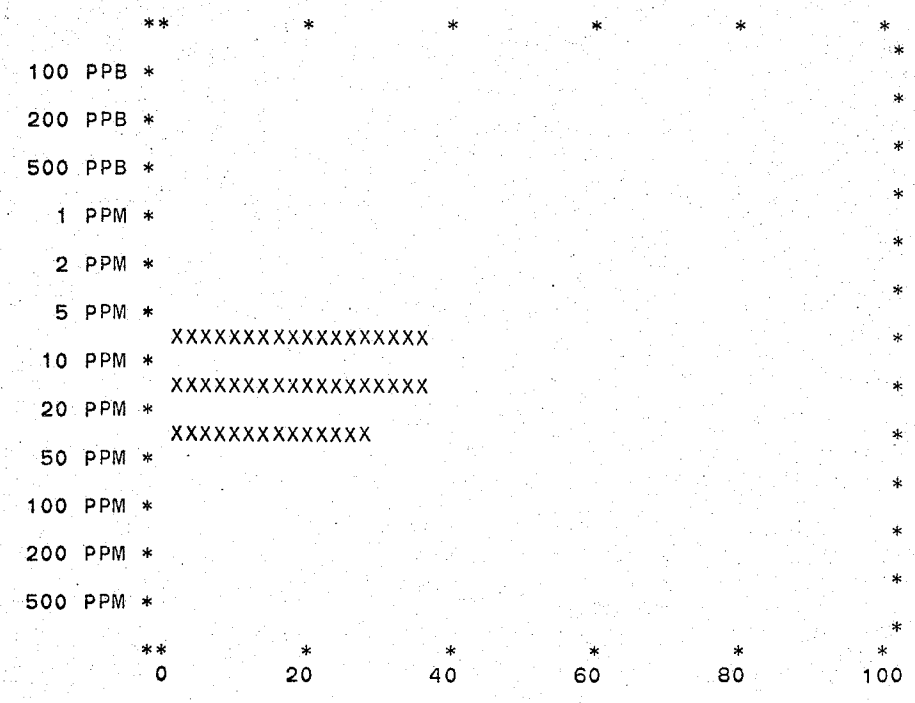

	N	%	CUM %
XXXXXXXXXXXXXXXXX	4	36.36	36.36
XXXXXXXXXXXXXXXXX	4	36.36	72.73
XXXXXXXXXXXXX	3	27.27	100.00

SUMMARY STATISTICS

TOTAL NUMBER OF SAMPLES	11
NUMBER OF ZERO VALUE SAMPLES	0
NUMBER OF NON-ZERO SAMPLES	11
ARITHMETIC MEAN	18.1818
VARIANCE	127.1636
STANDARD DEVIATION	11.2767
SKEW	1.7096
EXCESS KURTOSIS	2.5976
COEFFICIENT OF VARIANCE, %	62.0218
STANDARD ERROR OF THE MEAN	3.4000
LOWER 95% LIMIT ON THE MEAN	10.6983
UPPER 95% LIMIT ON THE MEAN	25.6653
LOWER 95% LIMIT ON THE RANGE	-6.6382
UPPER 95% LIMIT ON THE RANGE	43.0018
GEOMETRIC MEAN	15.7835
LOG10 MEAN	1.1982
LOG10 VARIANCE	.0555
LOG10 STANDARD DEVIATION	.2357
STANDARD ERROR ON THE MEAN	.0711
LOWER 95% LIMIT ON THE MEAN	11.0107
UPPER 95% LIMIT ON THE MEAN	22.6251
LOWER 95% LIMIT ON THE RANGE	4.7811
UPPER 95% LIMIT ON THE RANGE	52.1052

MINIMUM VALUE	7.0000
25TH PERCENTILE OR 1ST QUARTILE	10.0000
50TH PERCENTILE OR MEDIAN	18.0000
75TH PERCENTILE OR 3RD QUARTILE	21.0000
80TH PERCENTILE	23.0000
90TH PERCENTILE	48.0000
95TH PERCENTILE	48.0000
98TH PERCENTILE	48.0000
99TH PERCENTILE	48.0000
MAXIMUM VALUE	48.0000

VARIABLE NAME: CO SMSM
UNIT OF MEASUREMENT: PPM
DATA SUBSET: SNDS

HISTOGRAM



	N	%	CUM %
10 PPB	4	3.17	3.17
20 PPB			
50 PPB			
100 PPB			
200 PPB			
500 PPB			
1 PPM	1	.79	3.97
2 PPM			
5 PPM	7	5.56	9.52
10 PPM	38	30.16	39.68
20 PPM	51	40.48	80.16
50 PPM	24	19.05	99.21
100 PPM			
200 PPM	1	.79	100.00
500 PPM			
1000 PPM			
2000 PPM			
5000 PPM			

SUMMARY STATISTICS

TOTAL NUMBER OF SAMPLES	126
NUMBER OF ZERO VALUE SAMPLES	4
NUMBER OF NON-ZERO SAMPLES	122
ARITHMETIC MEAN	16.2377
VARIANCE	322.4967
STANDARD DEVIATION	17.9582
SKEW	7.8181
EXCESS KURTOSIS	73.5762
COEFFICIENT OF VARIANCE, %	110.5956
STANDARD ERROR OF THE MEAN	1.6259
LOWER 95% LIMIT ON THE MEAN	13.0192
UPPER 95% LIMIT ON THE MEAN	19.4563
LOWER 95% LIMIT ON THE RANGE	-19.3123
UPPER 95% LIMIT ON THE RANGE	51.7877
GEOMETRIC MEAN	12.9607
LOG10 MEAN	1.1126
LOG10 VARIANCE	.0759
LOG10 STANDARD DEVIATION	.2754
STANDARD ERROR ON THE MEAN	.0249
LOWER 95% LIMIT ON THE MEAN	11.5681
UPPER 95% LIMIT ON THE MEAN	14.5210
LOWER 95% LIMIT ON THE RANGE	3.6929
UPPER 95% LIMIT ON THE RANGE	45.4876
MINIMUM VALUE	1.0000
25TH PERCENTILE OR 1ST QUARTILE	9.0000
50TH PERCENTILE OR MEDIAN	13.0000
75TH PERCENTILE OR 3RD QUARTILE	19.0000
80TH PERCENTILE	22.0000
90TH PERCENTILE	29.0000
95TH PERCENTILE	33.0000
98TH PERCENTILE	40.0000
99TH PERCENTILE	192.0000
MAXIMUM VALUE	192.0000

VARIABLE NAME: CO SMSM
UNIT OF MEASUREMENT: PPM
DATA SUBSET: ARGL

HISTOGRAM

		N	%	CUM %
	I	1	.83	.83
10 PPB				
20 PPB				
50 PPB				
100 PPB				
200 PPB				
500 PPB				
	I	1	.83	1.65
1 PPM				
	XX	4	3.31	4.96
2 PPM				
	XXXXXXXX	19	15.70	20.66
5 PPM				
	XXXXXXXXXXXXXXXXXX	45	37.19	57.85
10 PPM				
	XXXXXXXXXXXXXXXXXX	46	38.02	95.87
20 PPM				
	XX	4	3.31	99.17
50 PPM				
	I	1	.83	100.00
100 PPM				
200 PPM				
500 PPM				

0 20 40 60 80 100

PERCENT

SUMMARY STATISTICS

TOTAL NUMBER OF SAMPLES	121
NUMBER OF ZERO VALUE SAMPLES	1
NUMBER OF NON-ZERO SAMPLES	120
ARITHMETIC MEAN	10.6500
VARIANCE	42.5487
STANDARD DEVIATION	6.5229
SKEW	2.7165
EXCESS KURTOSIS	14.7820
COEFFICIENT OF VARIANCE, %	61.2483
STANDARD ERROR OF THE MEAN	.5955
LOWER 95% LIMIT ON THE MEAN	9.4710
UPPER 95% LIMIT ON THE MEAN	11.8290
LOWER 95% LIMIT ON THE RANGE	-2.2654
UPPER 95% LIMIT ON THE RANGE	23.5654
GEOMETRIC MEAN	9.0198
LOG10 MEAN	.9552
LOG10 VARIANCE	.0697
LOG10 STANDARD DEVIATION	.2639
STANDARD ERROR ON THE MEAN	.0241
LOWER 95% LIMIT ON THE MEAN	8.0815
UPPER 95% LIMIT ON THE MEAN	10.0669
LOWER 95% LIMIT ON THE RANGE	2.7080
UPPER 95% LIMIT ON THE RANGE	30.0433
MINIMUM VALUE	1.0000
25TH PERCENTILE OR 1ST QUARTILE	7.0000
50TH PERCENTILE OR MEDIAN	10.0000
75TH PERCENTILE OR 3RD QUARTILE	14.0000
80TH PERCENTILE	15.0000
90TH PERCENTILE	18.0000
95TH PERCENTILE	20.0000
98TH PERCENTILE	26.0000
99TH PERCENTILE	54.0000
MAXIMUM VALUE	54.0000

VARIABLE NAME	UNIT OF MEASUREMENT	DATA SUBSET
CO SMSM	PPM	SHLE

HISTOGRAM

		N	%	CUM %
10 PPB	I	1	.88	.88
20 PPB				
50 PPB				
100 PPB				
200 PPB				
500 PPB				
1 PPM	X	3	2.65	3.54
2 PPM	I	1	.88	4.42
5 PPM	XXXXX	12	10.62	15.04
10 PPM	XXXXXXXXXXXXXXXXX	41	36.28	51.33
20 PPM	XXXXXXXXXXXXXXXX	39	34.51	85.84
50 PPM	XXXXXXX	15	13.27	99.12
100 PPM	I	1	.88	100.00
200 PPM				
500 PPM				

0 20 40 60 80 100

PERCENT

SUMMARY STATISTICS

TOTAL NUMBER OF SAMPLES	113
NUMBER OF ZERO VALUE SAMPLES	1
NUMBER OF NON-ZERO SAMPLES	112
ARITHMETIC MEAN	13.2946
VARIANCE	101.6331
STANDARD DEVIATION	10.0813
SKEW	2.1583
EXCESS KURTOSIS	5.9524
COEFFICIENT OF VARIANCE, %	75.8300
STANDARD ERROR OF THE MEAN	.9526
LOWER 95% LIMIT ON THE MEAN	11.4070
UPPER 95% LIMIT ON THE MEAN	15.1823
LOWER 95% LIMIT ON THE RANGE	-6.6825
UPPER 95% LIMIT ON THE RANGE	33.2718
GEOMETRIC MEAN	10.4604
LOG10 MEAN	1.0195
LOG10 VARIANCE	.0990
LOG10 STANDARD DEVIATION	.3146
STANDARD ERROR ON THE MEAN	.0297
LOWER 95% LIMIT ON THE MEAN	9.1337
UPPER 95% LIMIT ON THE MEAN	11.9798
LOWER 95% LIMIT ON THE RANGE	2.4900
UPPER 95% LIMIT ON THE RANGE	43.9434
MINIMUM VALUE	1.0000
25TH PERCENTILE OR 1ST QUARTILE	7.0000
50TH PERCENTILE OR MEDIAN	10.0000
75TH PERCENTILE OR 3RD QUARTILE	16.0000
80TH PERCENTILE	17.0000
90TH PERCENTILE	27.0000
95TH PERCENTILE	37.0000
98TH PERCENTILE	43.0000
99TH PERCENTILE	64.0000
MAXIMUM VALUE	64.0000

VARIABLE NAME: CO SMSM
UNIT OF MEASUREMENT: PPM
DATA SUBSET: DORT

HISTOGRAM



	N	%	CUM %
XXXXXXXXXXXXXXXXXXXXXXXX	4	50.00	50.00
XXXXXXXXXXXXXXXXXX	3	37.50	87.50
XXXXXX	1	12.50	100.00

SUMMARY STATISTICS

TOTAL NUMBER OF SAMPLES	8
NUMBER OF ZERO VALUE SAMPLES	0
NUMBER OF NON-ZERO SAMPLES	8
ARITHMETIC MEAN	13.1250
VARIANCE	59.8393
STANDARD DEVIATION	7.7356
SKEW	1.1244
EXCESS KURTOSIS	.1765
COEFFICIENT OF VARIANCE, %	58.9378
STANDARD ERROR OF THE MEAN	2.7349
LOWER 95% LIMIT ON THE MEAN	6.8182
UPPER 95% LIMIT ON THE MEAN	19.4318
LOWER 95% LIMIT ON THE RANGE	-4.7133
UPPER 95% LIMIT ON THE RANGE	30.9633
GEOMETRIC MEAN	11.4875
LOG10 MEAN	1.0602
LOG10 VARIANCE	.0545
LOG10 STANDARD DEVIATION	.2335
STANDARD ERROR ON THE MEAN	.0825
LOWER 95% LIMIT ON THE MEAN	7.4111
UPPER 95% LIMIT ON THE MEAN	17.8060
LOWER 95% LIMIT ON THE RANGE	3.3255
UPPER 95% LIMIT ON THE RANGE	39.6816
MINIMUM VALUE	6.0000
25TH PERCENTILE OR 1ST QUARTILE	8.0000
50TH PERCENTILE OR MEDIAN	13.0000
75TH PERCENTILE OR 3RD QUARTILE	19.0000
80TH PERCENTILE	19.0000
90TH PERCENTILE	29.0000
95TH PERCENTILE	29.0000
98TH PERCENTILE	29.0000
99TH PERCENTILE	29.0000
MAXIMUM VALUE	29.0000

VARIABLE NAME	UNIT OF MEASUREMENT	DATA SUBSET
CO SMSM	PPM	BSLT

HISTOGRAM

	N	%	CUM %
100 PPB	1	3.85	3.85
200 PPB			
500 PPB			
1 PPM			
2 PPM			
5 PPM	5	19.23	23.08
10 PPM	7	26.92	50.00
20 PPM	13	50.00	100.00
50 PPM			
100 PPM			
200 PPM			
500 PPM			

0 20 40 60 80 100

PERCENT

SUMMARY STATISTICS

TOTAL NUMBER OF SAMPLES	26
NUMBER OF ZERO VALUE SAMPLES	1
NUMBER OF NON-ZERO SAMPLES	25
ARITHMETIC MEAN	22.7200
VARIANCE	131.7100
STANDARD DEVIATION	11.4765
SKEW	.2305
EXCESS KURTOSIS	-1.4573
COEFFICIENT OF VARIANCE, %	50.5128
STANDARD ERROR OF THE MEAN	2.2953
LOWER 95% LIMIT ON THE MEAN	17.9917
UPPER 95% LIMIT ON THE MEAN	27.4483
LOWER 95% LIMIT ON THE RANGE	-.9216
UPPER 95% LIMIT ON THE RANGE	46.3616
GEOMETRIC MEAN	19.7990
LOG10 MEAN	1.2966
LOG10 VARIANCE	.0573
LOG10 STANDARD DEVIATION	.2394
STANDARD ERROR ON THE MEAN	.0479
LOWER 95% LIMIT ON THE MEAN	15.7771
UPPER 95% LIMIT ON THE MEAN	24.8462
LOWER 95% LIMIT ON THE RANGE	6.3615
UPPER 95% LIMIT ON THE RANGE	61.6206
MINIMUM VALUE	9.0000
25TH PERCENTILE OR 1ST QUARTILE	12.0000
50TH PERCENTILE OR MEDIAN	23.0000
75TH PERCENTILE OR 3RD QUARTILE	35.0000
80TH PERCENTILE	35.0000
90TH PERCENTILE	39.0000
95TH PERCENTILE	42.0000
98TH PERCENTILE	42.0000
99TH PERCENTILE	42.0000
MAXIMUM VALUE	42.0000

VARIABLE NAME	UNIT OF MEASUREMENT	DATA SUBSET
CO SMSM	PPM	LMSN

HISTOGRAM

		N	%	CUM %
10 PPB				
20 PPB				
50 PPB				
100 PPB				
200 PPB				
500 PPB				
1 PPM	XX	3	3.61	3.61
2 PPM	XX	3	3.61	7.23
5 PPM	XXXXXXXXXX	17	20.48	27.71
10 PPM	XXXXXXXXXXXXXXXXXXXXXXX	38	45.78	73.49
20 PPM	XXXXXXXXXXXXX	21	25.30	98.80
50 PPM	X	1	1.20	100.00
100 PPM				
200 PPM				
500 PPM				

0 20 40 60 80 100

PERCENT

SUMMARY STATISTICS

TOTAL NUMBER OF SAMPLES	83
NUMBER OF ZERO VALUE SAMPLES	0
NUMBER OF NON-ZERO SAMPLES	83
ARITHMETIC MEAN	8.2892
VARIANCE	19.5495
STANDARD DEVIATION	4.4215
SKEW	.9308
EXCESS KURTOSIS	1.4176
COEFFICIENT OF VARIANCE, %	53.3406
STANDARD ERROR OF THE MEAN	.4853
LOWER 95% LIMIT ON THE MEAN	7.3236
UPPER 95% LIMIT ON THE MEAN	9.2547
LOWER 95% LIMIT ON THE RANGE	-.5071
UPPER 95% LIMIT ON THE RANGE	17.0854
GEOMETRIC MEAN	7.0303
LOG10 MEAN	.8470
LOG10 VARIANCE	.0761
LOG10 STANDARD DEVIATION	.2758
STANDARD ERROR ON THE MEAN	.0303
LOWER 95% LIMIT ON THE MEAN	6.1200
UPPER 95% LIMIT ON THE MEAN	8.0760
LOWER 95% LIMIT ON THE RANGE	1.9876
UPPER 95% LIMIT ON THE RANGE	24.8670
MINIMUM VALUE	1.0000
25TH PERCENTILE OR 1ST QUARTILE	5.0000
50TH PERCENTILE OR MEDIAN	7.0000
75TH PERCENTILE OR 3RD QUARTILE	11.0000
80TH PERCENTILE	12.0000
90TH PERCENTILE	15.0000
95TH PERCENTILE	16.0000
98TH PERCENTILE	20.0000
99TH PERCENTILE	25.0000
MAXIMUM VALUE	25.0000

REGIONAL STREAM SEDIMENT AND WATER GEOCHEMICAL RECONNAISSANCE DATA, YUKON TERRITORY 1977. GSC-OF 520, NGR 31-1977, NTS 116B,C,F,G

VARIABLE NAME	UNIT OF MEASUREMENT	DATA SUBSET
CO SMSM	PPM	DLMT

HISTOGRAM

		N	%	CUM %
10 PPB				
20 PPB				
50 PPB				
100 PPB				
200 PPB				
500 PPB				
1 PPM	X	1	1.25	1.25
2 PPM	XX	3	3.75	5.00
5 PPM	XXXXXXXXXXXXXXXX	25	31.25	36.25
10 PPM	XXXXXXXXXXXXXXXXXX	29	36.25	72.50
20 PPM	XXXXXXXXXXXX	20	25.00	97.50
50 PPM	X	2	2.50	100.00
100 PPM				
200 PPM				
500 PPM				

0 20 40 60 80 100

PERCENT

SUMMARY STATISTICS

TOTAL NUMBER OF SAMPLES	80
NUMBER OF ZERO VALUE SAMPLES	0
NUMBER OF NON-ZERO SAMPLES	80
ARITHMETIC MEAN	8.6750
VARIANCE	33.0829
STANDARD DEVIATION	5.7518
SKEW	1.2117
EXCESS KURTOSIS	1.2168
COEFFICIENT OF VARIANCE, %	66.3029
STANDARD ERROR OF THE MEAN	.6431
LOWER 95% LIMIT ON THE MEAN	7.3950
UPPER 95% LIMIT ON THE MEAN	9.9550
LOWER 95% LIMIT ON THE RANGE	-2.7733
UPPER 95% LIMIT ON THE RANGE	20.1233
GEOMETRIC MEAN	7.0325
LOG10 MEAN	.8471
LOG10 VARIANCE	.0839
LOG10 STANDARD DEVIATION	.2897
STANDARD ERROR ON THE MEAN	.0324
LOWER 95% LIMIT ON THE MEAN	6.0623
UPPER 95% LIMIT ON THE MEAN	8.1579
LOWER 95% LIMIT ON THE RANGE	1.8640
UPPER 95% LIMIT ON THE RANGE	26.5314
MINIMUM VALUE	1.0000
25TH PERCENTILE OR 1ST QUARTILE	4.0000
50TH PERCENTILE OR MEDIAN	7.0000
75TH PERCENTILE OR 3RD QUARTILE	12.0000
80TH PERCENTILE	14.0000
90TH PERCENTILE	18.0000
95TH PERCENTILE	20.0000
98TH PERCENTILE	22.0000
99TH PERCENTILE	30.0000
MAXIMUM VALUE	30.0000

VARIABLE NAME	UNIT OF MEASUREMENT	DATA SUBSET
CO SMSM	PPM	SYNT

HISTOGRAM

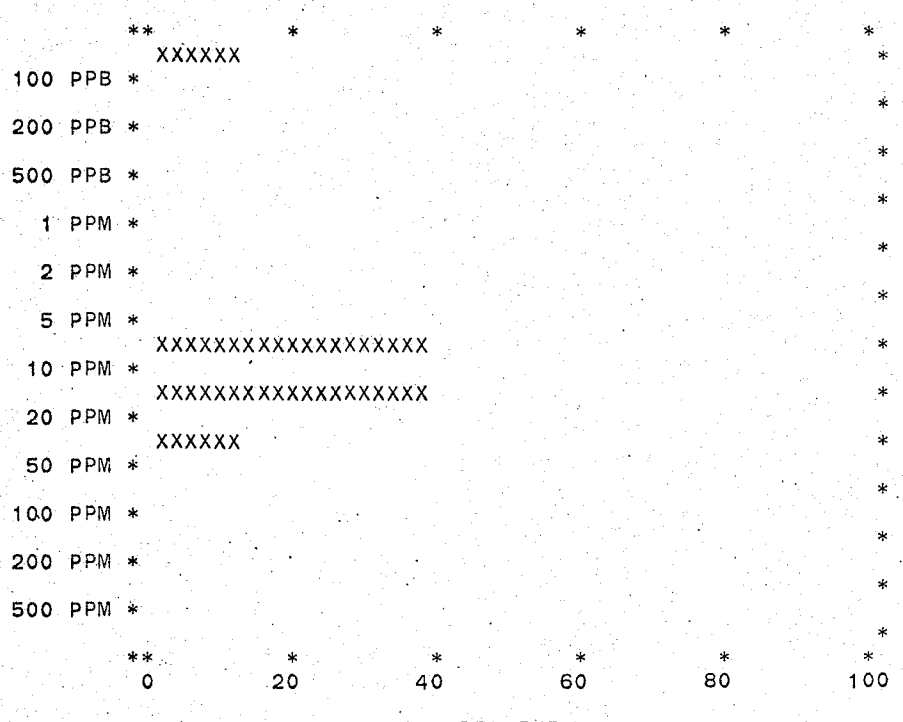

	N	%	CUM %
XXXXXX	1	12.50	12.50
XXXXXXXXXXXXXXXXXXX	3	37.50	50.00
XXXXXXXXXXXXXXXXXXX	3	37.50	87.50
XXXXXX	1	12.50	100.00

SUMMARY STATISTICS

TOTAL NUMBER OF SAMPLES	8
NUMBER OF ZERO VALUE SAMPLES	1
NUMBER OF NON-ZERO SAMPLES	7
ARITHMETIC MEAN	13.0000
VARIANCE	39.6667
STANDARD DEVIATION	6.2981
SKEW	.9728
EXCESS KURTOSIS	-.1545
COEFFICIENT OF VARIANCE, %	48.4473
STANDARD ERROR OF THE MEAN	2.3805
LOWER 95% LIMIT ON THE MEAN	7.3702
UPPER 95% LIMIT ON THE MEAN	18.6298
LOWER 95% LIMIT ON THE RANGE	-1.8951
UPPER 95% LIMIT ON THE RANGE	27.8951
GEOMETRIC MEAN	11.8732
LOG10 MEAN	1.0746
LOG10 VARIANCE	.0382
LOG10 STANDARD DEVIATION	.1955
STANDARD ERROR ON THE MEAN	.0739
LOWER 95% LIMIT ON THE MEAN	7.9400
UPPER 95% LIMIT ON THE MEAN	17.7547
LOWER 95% LIMIT ON THE RANGE	4.0948
UPPER 95% LIMIT ON THE RANGE	34.4274
MINIMUM VALUE	7.0000
25TH PERCENTILE OR 1ST QUARTILE	9.0000
50TH PERCENTILE OR MEDIAN	11.0000
75TH PERCENTILE OR 3RD QUARTILE	16.0000
80TH PERCENTILE	25.0000
90TH PERCENTILE	25.0000
95TH PERCENTILE	25.0000
98TH PERCENTILE	25.0000
99TH PERCENTILE	25.0000
MAXIMUM VALUE	25.0000

VARIABLE NAME: CO SMSM
UNIT OF MEASUREMENT: PPM
DATA SUBSET: GLCM

HISTOGRAM

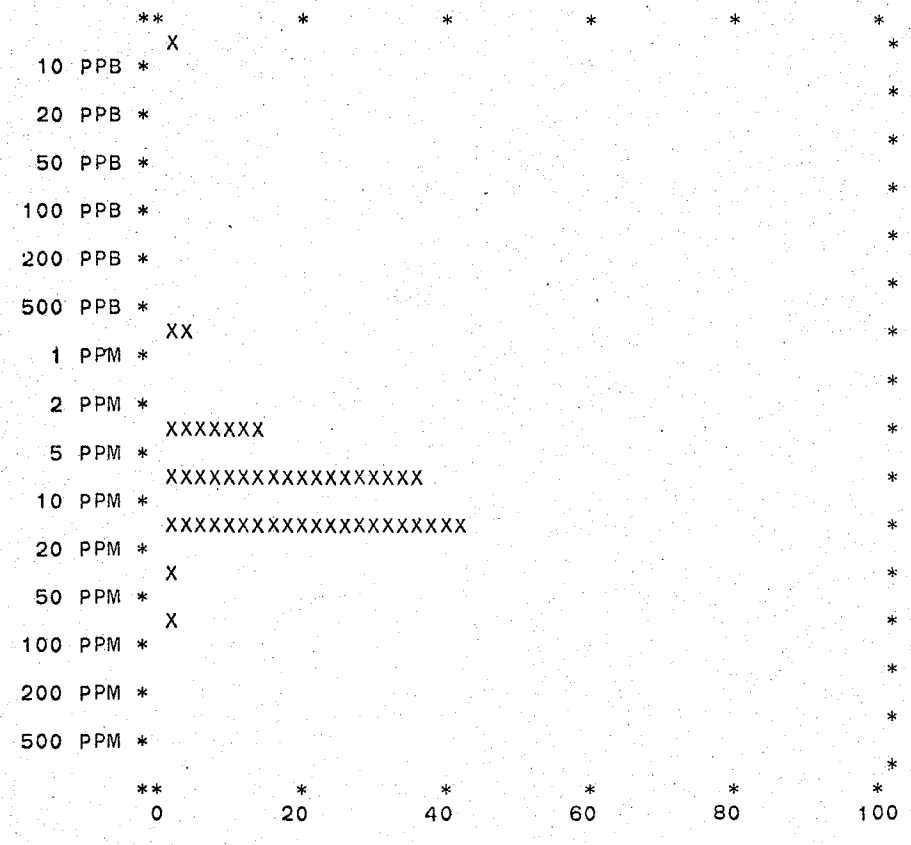

	N	%	CUM %
X	1	1.04	1.04
XX	4	4.17	5.21
XXXXXXX	14	14.58	19.79
XXXXXXXXXXXXXXXXXX	35	36.46	56.25
XXXXXXXXXXXXXXXXXXXX	40	41.67	97.92
X	1	1.04	98.96
X	1	1.04	100.00

SUMMARY STATISTICS

TOTAL NUMBER OF SAMPLES	96
NUMBER OF ZERO VALUE SAMPLES	1
NUMBER OF NON-ZERO SAMPLES	95
ARITHMETIC MEAN	10.5158
VARIANCE	59.7630
STANDARD DEVIATION	7.7307
SKEW	3.7597
EXCESS KURTOSIS	20.6291
COEFFICIENT OF VARIANCE, %	73.5147
STANDARD ERROR OF THE MEAN	.7931
LOWER 95% LIMIT ON THE MEAN	8.9409
UPPER 95% LIMIT ON THE MEAN	12.0907
LOWER 95% LIMIT ON THE RANGE	-4.8342
UPPER 95% LIMIT ON THE RANGE	25.8658
GEOMETRIC MEAN	8.5529
LOG10 MEAN	.9321
LOG10 VARIANCE	.0902
LOG10 STANDARD DEVIATION	.3004
STANDARD ERROR ON THE MEAN	.0308
LOWER 95% LIMIT ON THE MEAN	7.4289
UPPER 95% LIMIT ON THE MEAN	9.8470
LOWER 95% LIMIT ON THE RANGE	2.1662
UPPER 95% LIMIT ON THE RANGE	33.7699
MINIMUM VALUE	1.0000
25TH PERCENTILE OR 1ST QUARTILE	6.0000
50TH PERCENTILE OR MEDIAN	10.0000
75TH PERCENTILE OR 3RD QUARTILE	12.0000
80TH PERCENTILE	14.0000
90TH PERCENTILE	17.0000
95TH PERCENTILE	19.0000
98TH PERCENTILE	44.0000
99TH PERCENTILE	61.0000
MAXIMUM VALUE	61.0000

VARIABLE NAME: CO SMSM
UNIT OF MEASUREMENT: PPM
DATA SUBSET: BEXV

HISTOGRAM

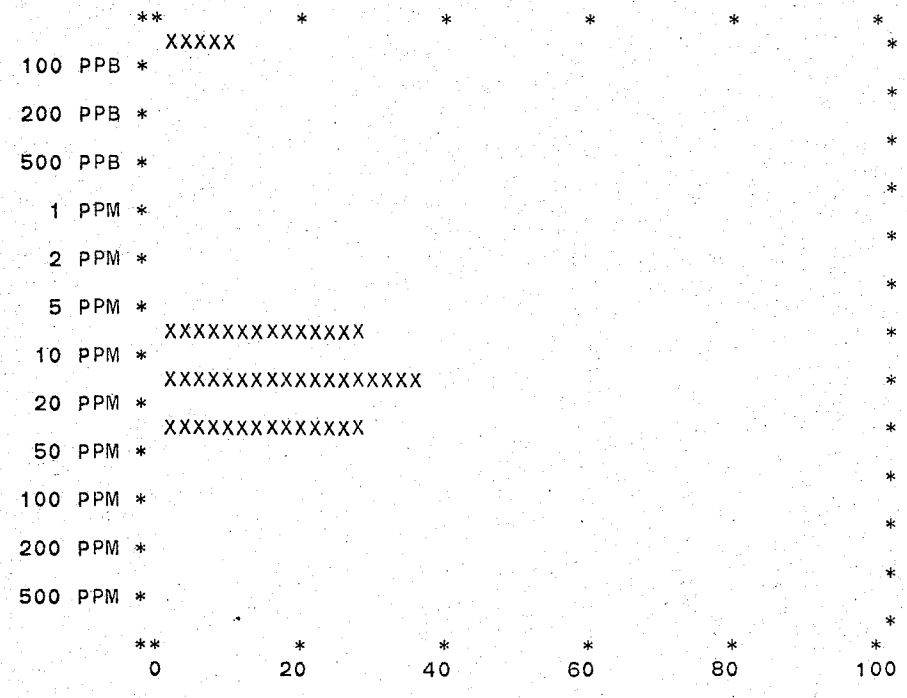

	N	%	CUM %
XXXXX	1	9.09	9.09
XXXXXXXXXXXXXX	3	27.27	36.36
XXXXXXXXXXXXXXXXXX	4	36.36	72.73
XXXXXXXXXXXXXX	3	27.27	100.00

SUMMARY STATISTICS

TOTAL NUMBER OF SAMPLES	11
NUMBER OF ZERO VALUE SAMPLES	1
NUMBER OF NON-ZERO SAMPLES	10
ARITHMETIC MEAN	17.5000
VARIANCE	74.7222
STANDARD DEVIATION	8.6442
SKEW	.3889
EXCESS KURTOSIS	-.6434
COEFFICIENT OF VARIANCE, %	49.3954
STANDARD ERROR OF THE MEAN	2.7335
LOWER 95% LIMIT ON THE MEAN	11.4097
UPPER 95% LIMIT ON THE MEAN	23.5903
LOWER 95% LIMIT ON THE RANGE	-1.7593
UPPER 95% LIMIT ON THE RANGE	36.7593
GEOMETRIC MEAN	15.4624
LOG10 MEAN	1.1893
LOG10 VARIANCE	.0563
LOG10 STANDARD DEVIATION	.2372
STANDARD ERROR ON THE MEAN	.0750
LOWER 95% LIMIT ON THE MEAN	10.5230
UPPER 95% LIMIT ON THE MEAN	22.7205
LOWER 95% LIMIT ON THE RANGE	4.5786
UPPER 95% LIMIT ON THE RANGE	52.2180
MINIMUM VALUE	6.0000
25TH PERCENTILE OR 1ST QUARTILE	9.0000
50TH PERCENTILE OR MEDIAN	19.0000
75TH PERCENTILE OR 3RD QUARTILE	24.0000
80TH PERCENTILE	24.0000
90TH PERCENTILE	34.0000
95TH PERCENTILE	34.0000
98TH PERCENTILE	34.0000
99TH PERCENTILE	34.0000
MAXIMUM VALUE	34.0000

VARIABLE NAME	UNIT OF MEASUREMENT	DATA SUBSET
CO SMSM	PPM	SCST

HISTOGRAM

		N	%	CUM %
100 PPB				
200 PPB				
500 PPB				
1 PPM				
2 PPM	XXXXX	6	10.34	10.34
5 PPM	XXXXXXXXXXXXXXXXXXXXXXXXXXXXXXXXXXXX	43	74.14	84.48
10 PPM	XXXXXXXX	9	15.52	100.00
20 PPM				
50 PPM				
100 PPM				
200 PPM				
500 PPM				

0 20 40 60 80 100

PERCENT

SUMMARY STATISTICS

TOTAL NUMBER OF SAMPLES	58
NUMBER OF ZERO VALUE SAMPLES	0
NUMBER OF NON-ZERO SAMPLES	58
ARITHMETIC MEAN	8.5517
VARIANCE	8.2517
STANDARD DEVIATION	2.8726
SKEW	1.3437
EXCESS KURTOSIS	2.9702
COEFFICIENT OF VARIANCE, %	33.5905
STANDARD ERROR OF THE MEAN	.3772
LOWER 95% LIMIT ON THE MEAN	7.7967
UPPER 95% LIMIT ON THE MEAN	9.3067
LOWER 95% LIMIT ON THE RANGE	2.8020
UPPER 95% LIMIT ON THE RANGE	14.3015
GEOMETRIC MEAN	8.1267
LOG10 MEAN	.9099
LOG10 VARIANCE	.0195
LOG10 STANDARD DEVIATION	.1398
STANDARD ERROR ON THE MEAN	.0184
LOWER 95% LIMIT ON THE MEAN	7.4674
UPPER 95% LIMIT ON THE MEAN	8.8442
LOWER 95% LIMIT ON THE RANGE	4.2665
UPPER 95% LIMIT ON THE RANGE	15.4794
MINIMUM VALUE	3.0000
25TH PERCENTILE OR 1ST QUARTILE	7.0000
50TH PERCENTILE OR MEDIAN	8.0000
75TH PERCENTILE OR 3RD QUARTILE	10.0000
80TH PERCENTILE	10.0000
90TH PERCENTILE	12.0000
95TH PERCENTILE	16.0000
98TH PERCENTILE	19.0000
99TH PERCENTILE	19.0000
MAXIMUM VALUE	19.0000

VARIABLE NAME	UNIT OF MEASUREMENT	DATA SUBSET
CO SMSM	PPM	GRNS

HISTOGRAM

		N	%	CUM %
100 PPB	XX	1	3.23	3.23
200 PPB				
500 PPB				
1 PPM				
2 PPM				
5 PPM	XXXXXXXXXXXXXXXXXXXXX	14	45.16	48.39
10 PPM	XXXXXXXXXXXXXXXXXXX	13	41.94	90.32
20 PPM	XXXXX	3	9.68	100.00
50 PPM				
100 PPM				
200 PPM				
500 PPM				

0 20 40 60 80 100

PERCENT

SUMMARY STATISTICS

TOTAL NUMBER OF SAMPLES	31
NUMBER OF ZERO VALUE SAMPLES	1
NUMBER OF NON-ZERO SAMPLES	30
ARITHMETIC MEAN	12.3333
VARIANCE	33.7471
STANDARD DEVIATION	5.8092
SKEW	1.6202
EXCESS KURTOSIS	2.6614
COEFFICIENT OF VARIANCE, %	47.1018
STANDARD ERROR OF THE MEAN	1.0606
LOWER 95% LIMIT ON THE MEAN	10.1676
UPPER 95% LIMIT ON THE MEAN	14.4991
LOWER 95% LIMIT ON THE RANGE	.4709
UPPER 95% LIMIT ON THE RANGE	24.1958
GEOMETRIC MEAN	11.3052
LOG10 MEAN	1.0533
LOG10 VARIANCE	.0314
LOG10 STANDARD DEVIATION	.1773
STANDARD ERROR ON THE MEAN	.0324
LOWER 95% LIMIT ON THE MEAN	9.7090
UPPER 95% LIMIT ON THE MEAN	13.1639
LOWER 95% LIMIT ON THE RANGE	4.9115
UPPER 95% LIMIT ON THE RANGE	26.0222
MINIMUM VALUE	6.0000
25TH PERCENTILE OR 1ST QUARTILE	9.0000
50TH PERCENTILE OR MEDIAN	11.0000
75TH PERCENTILE OR 3RD QUARTILE	15.0000
80TH PERCENTILE	16.0000
90TH PERCENTILE	21.0000
95TH PERCENTILE	23.0000
98TH PERCENTILE	32.0000
99TH PERCENTILE	32.0000
MAXIMUM VALUE	32.0000

VARIABLE NAME: CO SMSM
UNIT OF MEASUREMENT: PPM
DATA SUBSET: BGNS

HISTOGRAM

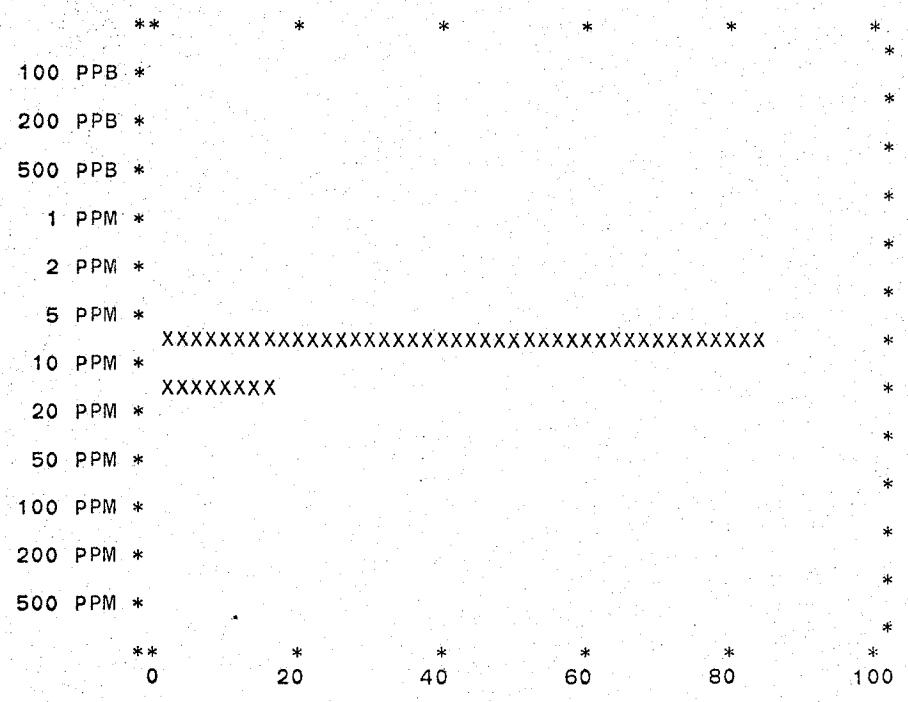

	N	%	CUM %
10 PPM	5	83.33	83.33
20 PPM	1	16.67	100.00

SUMMARY STATISTICS

TOTAL NUMBER OF SAMPLES	6
NUMBER OF ZERO VALUE SAMPLES	0
NUMBER OF NON-ZERO SAMPLES	6
ARITHMETIC MEAN	10.3333
VARIANCE	5.8667
STANDARD DEVIATION	2.4221
SKEW	1.3328
EXCESS KURTOSIS	.5362
COEFFICIENT OF VARIANCE, %	23.4399
STANDARD ERROR OF THE MEAN	.9888
LOWER 95% LIMIT ON THE MEAN	7.9137
UPPER 95% LIMIT ON THE MEAN	12.7530
LOWER 95% LIMIT ON THE RANGE	4.4064
UPPER 95% LIMIT ON THE RANGE	16.2603
GEOMETRIC MEAN	10.1291
LOG10 MEAN	1.0056
LOG10 VARIANCE	.0085
LOG10 STANDARD DEVIATION	.0920
STANDARD ERROR ON THE MEAN	.0376
LOWER 95% LIMIT ON THE MEAN	8.1974
UPPER 95% LIMIT ON THE MEAN	12.5159
LOWER 95% LIMIT ON THE RANGE	6.0323
UPPER 95% LIMIT ON THE RANGE	17.0083
MINIMUM VALUE	8.0000
25TH PERCENTILE OR 1ST QUARTILE	9.0000
50TH PERCENTILE OR MEDIAN	10.0000
75TH PERCENTILE OR 3RD QUARTILE	10.0000
80TH PERCENTILE	15.0000
90TH PERCENTILE	15.0000
95TH PERCENTILE	15.0000
98TH PERCENTILE	15.0000
99TH PERCENTILE	15.0000
MAXIMUM VALUE	15.0000

REGIONAL STREAM SEDIMENT AND WATER GEOCHEMICAL RECONNAISSANCE DATA, YUKON TERRITORY 1977. GSC-OF 520, NGR 31-1977, NTS 116B,C,F,G

VARIABLE NAME	UNIT OF MEASUREMENT	DATA SUBSET
CO SMSM	PPM	GRDR

HISTOGRAM

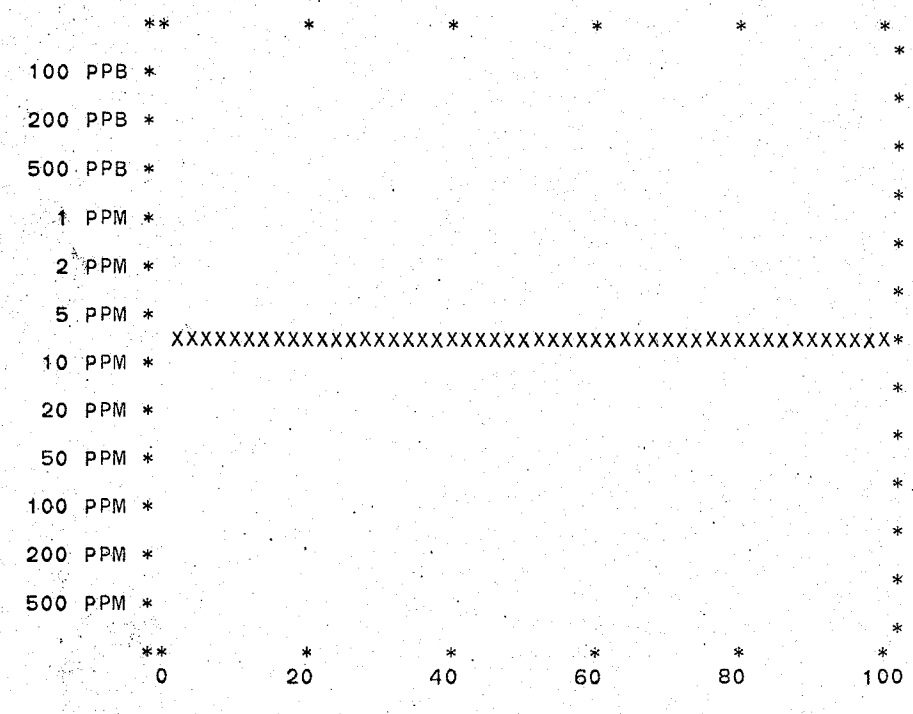

	N	%	CUM %
10 PPM	3	100.00	100.00

SUMMARY STATISTICS

TOTAL NUMBER OF SAMPLES	3
NUMBER OF ZERO VALUE SAMPLES	0
NUMBER OF NON-ZERO SAMPLES	3
ARITHMETIC MEAN	9.3333
VARIANCE	1.3333
STANDARD DEVIATION	1.1547
SKEW	-.7071
EXCESS KURTOSIS	-1.5000
COEFFICIENT OF VARIANCE, %	12.3718
STANDARD ERROR OF THE MEAN	.6667
LOWER 95% LIMIT ON THE MEAN	7.2120
UPPER 95% LIMIT ON THE MEAN	11.4547
LOWER 95% LIMIT ON THE RANGE	5.6591
UPPER 95% LIMIT ON THE RANGE	13.0076
GEOMETRIC MEAN	9.2832
LOG10 MEAN	.9677
LOG10 VARIANCE	.0031
LOG10 STANDARD DEVIATION	.0560
STANDARD ERROR ON THE MEAN	.0323
LOWER 95% LIMIT ON THE MEAN	7.3267
UPPER 95% LIMIT ON THE MEAN	11.7621
LOWER 95% LIMIT ON THE RANGE	6.1611
UPPER 95% LIMIT ON THE RANGE	13.9873
MINIMUM VALUE	8.0000
25TH PERCENTILE OR 1ST QUARTILE	10.0000
50TH PERCENTILE OR MEDIAN	10.0000
75TH PERCENTILE OR 3RD QUARTILE	10.0000
80TH PERCENTILE	10.0000
90TH PERCENTILE	10.0000
95TH PERCENTILE	10.0000
98TH PERCENTILE	10.0000
99TH PERCENTILE	10.0000
MAXIMUM VALUE	10.0000

VARIABLE NAME	UNIT OF MEASUREMENT	DATA SUBSET
CO SMSM	PPM	UMFC



NUMBER OF NON-ZERO SAMPLES IS LT 3 - NO HISTOGRAM

SUMMARY STATISTICS

TOTAL NUMBER OF SAMPLES	1
NUMBER OF ZERO VALUE SAMPLES	0
NUMBER OF NON-ZERO SAMPLES	1
ARITHMETIC MEAN	13.0000
VARIANCE	.0000
STANDARD DEVIATION	.0000
SKEW	.0000
EXCESS KURTOSIS	.0000
COEFFICIENT OF VARIANCE, %	.0000
STANDARD ERROR OF THE MEAN	.0000
LOWER 95% LIMIT ON THE MEAN	13.0000
UPPER 95% LIMIT ON THE MEAN	13.0000
LOWER 95% LIMIT ON THE RANGE	13.0000
UPPER 95% LIMIT ON THE RANGE	13.0000
GEOMETRIC MEAN	13.0000
LOG10 MEAN	1.1139
LOG10 VARIANCE	.0000
LOG10 STANDARD DEVIATION	.0000
STANDARD ERROR ON THE MEAN	.0000
LOWER 95% LIMIT ON THE MEAN	13.0000
UPPER 95% LIMIT ON THE MEAN	13.0000
LOWER 95% LIMIT ON THE RANGE	13.0000
UPPER 95% LIMIT ON THE RANGE	13.0000
MINIMUM VALUE	13.0000
25TH PERCENTILE OR 1ST QUARTILE	13.0000
50TH PERCENTILE OR MEDIAN	13.0000
75TH PERCENTILE OR 3RD QUARTILE	13.0000
80TH PERCENTILE	13.0000
90TH PERCENTILE	13.0000
95TH PERCENTILE	13.0000
98TH PERCENTILE	13.0000
99TH PERCENTILE	13.0000
MAXIMUM VALUE	13.0000

VARIABLE NAME: CO SMSM
UNIT OF MEASUREMENT: PPM
DATA SUBSET: UKNN

HISTOGRAM



	N	%	CUM %
10 PPB	6	.99	.99
20 PPB			
50 PPB			
100 PPB			
200 PPB			
500 PPB			
1 PPM	33	5.42	6.40
2 PPM	19	3.12	9.52
5 PPM	160	26.27	35.80
10 PPM	246	40.39	76.19
20 PPM	116	19.05	95.24
50 PPM	22	3.61	98.85
100 PPM	4	.66	99.51
200 PPM	2	.33	99.84
500 PPM	1	.16	100.00
1000 PPM			
2000 PPM			
5000 PPM			

SUMMARY STATISTICS

TOTAL NUMBER OF SAMPLES	609
NUMBER OF ZERO VALUE SAMPLES	6
NUMBER OF NON-ZERO SAMPLES	603
ARITHMETIC MEAN	9.7098
VARIANCE	393.3226
STANDARD DEVIATION	19.8324
SKEW	16.0395
EXCESS KURTOSIS	310.8360
COEFFICIENT OF VARIANCE, %	204.2513
STANDARD ERROR OF THE MEAN	.8076
LOWER 95% LIMIT ON THE MEAN	8.1236
UPPER 95% LIMIT ON THE MEAN	11.2960
LOWER 95% LIMIT ON THE RANGE	-29.2407
UPPER 95% LIMIT ON THE RANGE	48.6602
GEOMETRIC MEAN	6.8375
LOG10 MEAN	.8349
LOG10 VARIANCE	.1100
LOG10 STANDARD DEVIATION	.3316
STANDARD ERROR ON THE MEAN	.0135
LOWER 95% LIMIT ON THE MEAN	6.4324
UPPER 95% LIMIT ON THE MEAN	7.2682
LOWER 95% LIMIT ON THE RANGE	1.5260
UPPER 95% LIMIT ON THE RANGE	30.6364
MINIMUM VALUE	1.0000
25TH PERCENTILE OR 1ST QUARTILE	5.0000
50TH PERCENTILE OR MEDIAN	7.0000
75TH PERCENTILE OR 3RD QUARTILE	10.0000
80TH PERCENTILE	11.0000
90TH PERCENTILE	15.0000
95TH PERCENTILE	20.0000
98TH PERCENTILE	31.0000
99TH PERCENTILE	55.0000
MAXIMUM VALUE	420.0000

SUMMARY STATISTICS

SUBSET	VARIABLE	UNITS	N	ARITH MEAN	STD DEV	CV %	SKEW	EXCESS KURT	95% LIMITS ON MEAN		GEOM MEAN	LOG 10 MEAN	STD DEV	95% LIMITS ON MEAN	
QRTZ	CO SMSM	PPM	337	15.2	7.45	49.1	1.79	4.16	14.4	16.0	13.8	1.1400	.1823	13.2	14.4
SLSN	CO SMSM	PPM	11	18.2	11.3	62.0	1.71	2.60	10.7	25.7	15.8	1.1982	.2357	11.0	22.6
SNDS	CO SMSM	PPM	122	16.2	18.0	110.6	7.82	73.58	13.0	19.5	13.0	1.1126	.2754	11.6	14.5
ARGL	CO SMSM	PPM	120	10.7	6.52	61.2	2.72	14.78	9.47	11.8	9.02	.9552	.2639	8.08	10.1
SHLE	CO SMSM	PPM	112	13.3	10.1	75.8	2.16	5.95	11.4	15.2	10.5	1.0195	.3146	9.13	12.0
DORT	CO SMSM	PPM	8	13.1	7.74	58.9	1.12	.18	6.82	19.4	11.5	1.0602	.2335	7.41	17.8
BSLT	CO SMSM	PPM	25	22.7	11.5	50.5	.23	-1.46	18.0	27.4	19.8	1.2966	.2394	15.8	24.8
LMSN	CO SMSM	PPM	83	8.29	4.42	53.3	.93	1.42	7.32	9.25	7.03	.8470	.2758	6.12	8.08
DLMT	CO SMSM	PPM	80	8.68	5.75	66.3	1.21	1.22	7.40	9.95	7.03	.8471	.2897	6.06	8.16
SYNT	CO SMSM	PPM	7	13.0	6.30	48.4	.97	-.15	7.37	18.6	11.9	1.0746	.1955	7.94	17.8
GLCM	CO SMSM	PPM	95	10.5	7.73	73.5	3.76	20.63	8.94	12.1	8.55	.9321	.3004	7.43	9.85
BEXV	CO SMSM	PPM	10	17.5	8.64	49.4	.39	-.64	11.4	23.6	15.5	1.1893	.2372	10.5	22.7
SCST	CO SMSM	PPM	58	8.55	2.87	33.6	1.34	2.97	7.80	9.31	8.13	.9099	.1398	7.47	8.84
GRNS	CO SMSM	PPM	30	12.3	5.81	47.1	1.62	2.66	10.2	14.5	11.3	1.0533	.1773	9.71	13.2
BGNS	CO SMSM	PPM	6	10.3	2.42	23.4	1.33	.54	7.91	12.8	10.1	1.0056	.0920	8.20	12.5
GRDR	CO SMSM	PPM	3	9.33	1.15	12.4	-.71	-1.50	7.21	11.5	9.28	.9677	.0560	7.33	11.8
UMFC	CO SMSM	PPM	1	13.0	.100E-05	.0	.00	.00	13.0	13.0	13.0	1.1139	.0000	13.0	13.0
UKNN	CO SMSM	PPM	603	9.71	19.8	204.3	16.04	310.84	8.12	11.3	6.84	.8349	.3316	6.43	7.27

SUBSET	VARIABLE	UNITS	N	MIN VALUE	PERCENTILE 25TH	50TH	75TH	80TH	90TH	95TH	98TH	99TH	MAX VALUE
QRTZ	CO SMSM	PPM	337	5.000	10.000	13.000	18.000	20.000	26.000	31.000	36.000	41.000	57.000
SLSN	CO SMSM	PPM	11	7.000	10.000	18.000	21.000	23.000	48.000	48.000	48.000	48.000	48.000
SNDS	CO SMSM	PPM	122	1.000	9.000	13.000	19.000	22.000	29.000	33.000	40.000	192.000	192.000
ARGL	CO SMSM	PPM	120	1.000	7.000	10.000	14.000	15.000	18.000	20.000	26.000	54.000	54.000
SHLE	CO SMSM	PPM	112	1.000	7.000	10.000	16.000	17.000	27.000	37.000	43.000	64.000	64.000
DORT	CO SMSM	PPM	8	6.000	8.000	13.000	19.000	19.000	29.000	29.000	29.000	29.000	29.000
BSLT	CO SMSM	PPM	25	9.000	12.000	23.000	35.000	35.000	39.000	42.000	42.000	42.000	42.000
LMSN	CO SMSM	PPM	83	1.000	5.000	7.000	11.000	12.000	15.000	16.000	20.000	25.000	25.000
DLMT	CO SMSM	PPM	80	1.000	4.000	7.000	12.000	14.000	18.000	20.000	22.000	30.000	30.000
SYNT	CO SMSM	PPM	7	7.000	9.000	11.000	16.000	25.000	25.000	25.000	25.000	25.000	25.000
GLCM	CO SMSM	PPM	95	1.000	6.000	10.000	12.000	14.000	17.000	19.000	44.000	61.000	61.000
BEXV	CO SMSM	PPM	10	6.000	9.000	19.000	24.000	24.000	34.000	34.000	34.000	34.000	34.000
SCST	CO SMSM	PPM	58	3.000	7.000	8.000	10.000	10.000	12.000	16.000	19.000	19.000	19.000
GRNS	CO SMSM	PPM	30	6.000	9.000	11.000	15.000	16.000	21.000	23.000	32.000	32.000	32.000
BGNS	CO SMSM	PPM	6	8.000	9.000	10.000	10.000	15.000	15.000	15.000	15.000	15.000	15.000
GRDR	CO SMSM	PPM	3	8.000	10.000	10.000	10.000	10.000	10.000	10.000	10.000	10.000	10.000
UMFC	CO SMSM	PPM	1	13.000	13.000	13.000	13.000	13.000	13.000	13.000	13.000	13.000	13.000
UKNN	CO SMSM	PPM	603	1.000	5.000	7.000	10.000	11.000	15.000	20.000	31.000	55.000	420.000

VARIABLE NAME	UNIT OF MEASUREMENT	DATA SUBSET
AG SMSM	PPM	QRTZ

HISTOGRAM

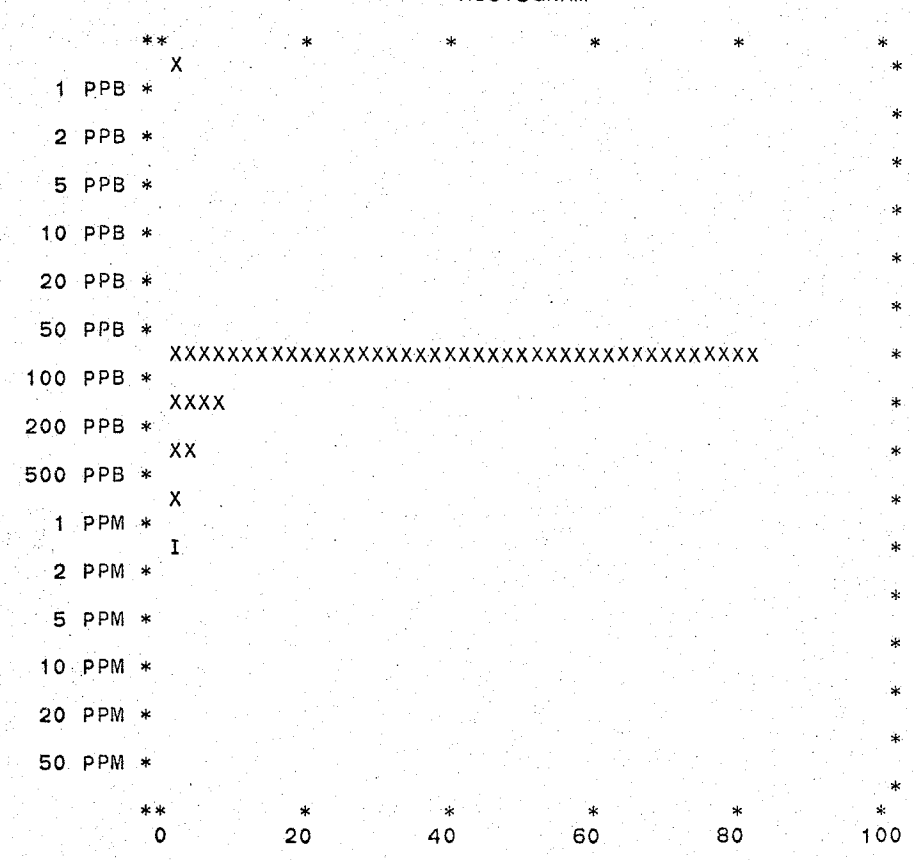

	N	%	CUM %
X	10	2.88	2.88
XXXXXXXXXXXXXXXXXXXXXXXXXXXXXXXXXXXXXXXXX	285	82.13	85.01
XXXX	30	8.65	93.66
XX	15	4.32	97.98
X	6	1.73	99.71
I	1	.29	100.00

SUMMARY STATISTICS

TOTAL NUMBER OF SAMPLES	347
NUMBER OF ZERO VALUE SAMPLES	10
NUMBER OF NON-ZERO SAMPLES	337
ARITHMETIC MEAN	.1377
VARIANCE	.0176
STANDARD DEVIATION	.1326
SKEW	6.2517
EXCESS KURTOSIS	52.1186
COEFFICIENT OF VARIANCE, %	96.3357
STANDARD ERROR OF THE MEAN	.0072
LOWER 95% LIMIT ON THE MEAN	.1235
UPPER 95% LIMIT ON THE MEAN	.1519
LOWER 95% LIMIT ON THE RANGE	-.1233
UPPER 95% LIMIT ON THE RANGE	.3986
GEOMETRIC MEAN	.1180
LOG10 MEAN	-.9279
LOG10 VARIANCE	.0362
LOG10 STANDARD DEVIATION	.1903
STANDARD ERROR ON THE MEAN	.0104
LOWER 95% LIMIT ON THE MEAN	.1126
UPPER 95% LIMIT ON THE MEAN	.1237
LOWER 95% LIMIT ON THE RANGE	.0499
UPPER 95% LIMIT ON THE RANGE	.2795
MINIMUM VALUE	.1000
25TH PERCENTILE OR 1ST QUARTILE	.1000
50TH PERCENTILE OR MEDIAN	.1000
75TH PERCENTILE OR 3RD QUARTILE	.1000
80TH PERCENTILE	.1000
90TH PERCENTILE	.2000
95TH PERCENTILE	.4000
98TH PERCENTILE	.6000
99TH PERCENTILE	.8000
MAXIMUM VALUE	1.6000

VARIABLE NAME	UNIT OF MEASUREMENT	DATA SUBSET
AG SMSM	PPM	SLSN

HISTOGRAM



	N	%	CUM %
XXXXXXXXX	2	18.18	18.18
XXXXX	1	9.09	27.27
XXXXXXXXXXXXXX	3	27.27	54.55
XXXXXXXXXXXXXXXXXX	4	36.36	90.91
XXXXX	1	9.09	100.00

SUMMARY STATISTICS

TOTAL NUMBER OF SAMPLES	11
NUMBER OF ZERO VALUE SAMPLES	0
NUMBER OF NON-ZERO SAMPLES	11
ARITHMETIC MEAN	.5636
VARIANCE	.1965
STANDARD DEVIATION	.4433
SKEW	1.1422
EXCESS KURTOSIS	.7161
COEFFICIENT OF VARIANCE, %	78.6561
STANDARD ERROR OF THE MEAN	.1337
LOWER 95% LIMIT ON THE MEAN	.2694
UPPER 95% LIMIT ON THE MEAN	.8578
LOWER 95% LIMIT ON THE RANGE	-.4121
UPPER 95% LIMIT ON THE RANGE	1.5394
GEOMETRIC MEAN	.4126
LOG10 MEAN	-.3845
LOG10 VARIANCE	.1487
LOG10 STANDARD DEVIATION	.3856
STANDARD ERROR ON THE MEAN	.1163
LOWER 95% LIMIT ON THE MEAN	.2289
UPPER 95% LIMIT ON THE MEAN	.7438
LOWER 95% LIMIT ON THE RANGE	.0584
UPPER 95% LIMIT ON THE RANGE	2.9126
MINIMUM VALUE	.1000
25TH PERCENTILE OR 1ST QUARTILE	.4000
50TH PERCENTILE OR MEDIAN	.4000
75TH PERCENTILE OR 3RD QUARTILE	.8000
80TH PERCENTILE	1.0000
90TH PERCENTILE	1.6000
95TH PERCENTILE	1.6000
98TH PERCENTILE	1.6000
99TH PERCENTILE	1.6000
MAXIMUM VALUE	1.6000

VARIABLE NAME: AG SMSM | UNIT OF MEASUREMENT: PPM | DATA SUBSET: SNDS

HISTOGRAM

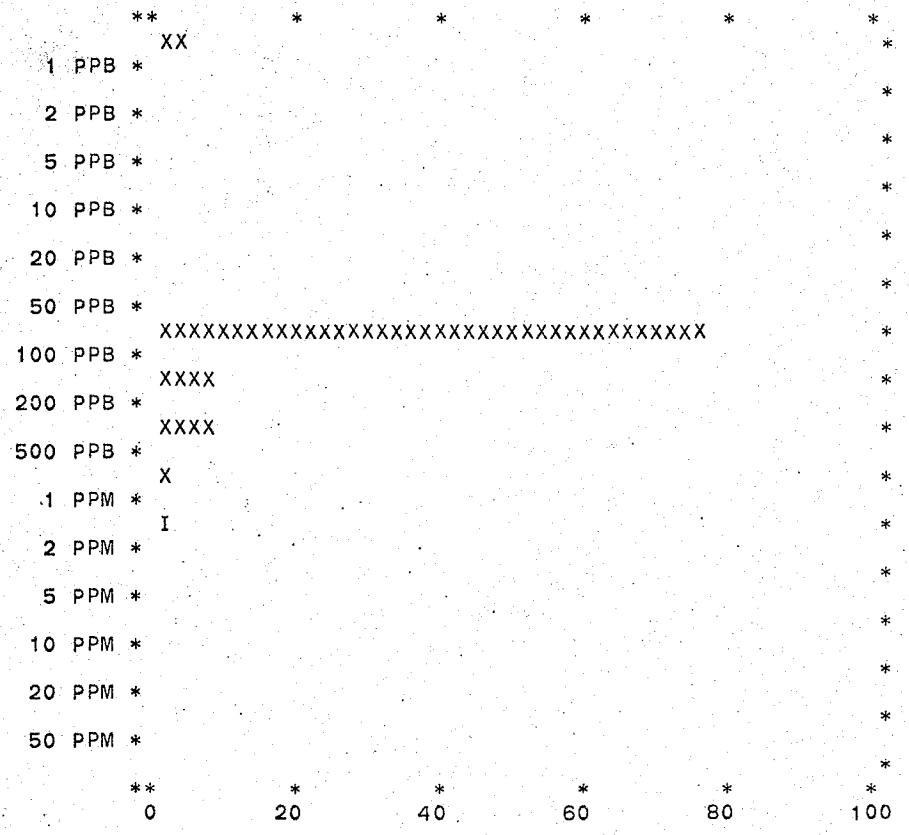

	N	%	CUM %
XX	4	3.17	3.17
XXXXXXXXXXXXXXXXXXXXXXXXXXXXXXXXXXXXXX	97	76.98	80.16
XXXX	10	7.94	88.10
XXXX	11	8.73	96.83
X	3	2.38	99.21
I	1	.79	100.00

SUMMARY STATISTICS

TOTAL NUMBER OF SAMPLES	126
NUMBER OF ZERO VALUE SAMPLES	4
NUMBER OF NON-ZERO SAMPLES	122
ARITHMETIC MEAN	.1631
VARIANCE	.0336
STANDARD DEVIATION	.1833
SKEW	4.3800
EXCESS KURTOSIS	22.0307
COEFFICIENT OF VARIANCE, %	112.3548
STANDARD ERROR OF THE MEAN	.0166
LOWER 95% LIMIT ON THE MEAN	.1303
UPPER 95% LIMIT ON THE MEAN	.1960
LOWER 95% LIMIT ON THE RANGE	-.1997
UPPER 95% LIMIT ON THE RANGE	.5259
GEOMETRIC MEAN	.1286
LOG10 MEAN	-.8909
LOG10 VARIANCE	.0586
LOG10 STANDARD DEVIATION	.2421
STANDARD ERROR ON THE MEAN	.0219
LOWER 95% LIMIT ON THE MEAN	.1163
UPPER 95% LIMIT ON THE MEAN	.1421
LOWER 95% LIMIT ON THE RANGE	.0426
UPPER 95% LIMIT ON THE RANGE	.3875
MINIMUM VALUE	.1000
25TH PERCENTILE OR 1ST QUARTILE	.1000
50TH PERCENTILE OR MEDIAN	.1000
75TH PERCENTILE OR 3RD QUARTILE	.1000
80TH PERCENTILE	.2000
90TH PERCENTILE	.4000
95TH PERCENTILE	.4000
98TH PERCENTILE	1.0000
99TH PERCENTILE	1.4000
MAXIMUM VALUE	1.4000

VARIABLE NAME	UNIT OF MEASUREMENT	DATA SUBSET
AG SMSM	PPM	ARGL

HISTOGRAM

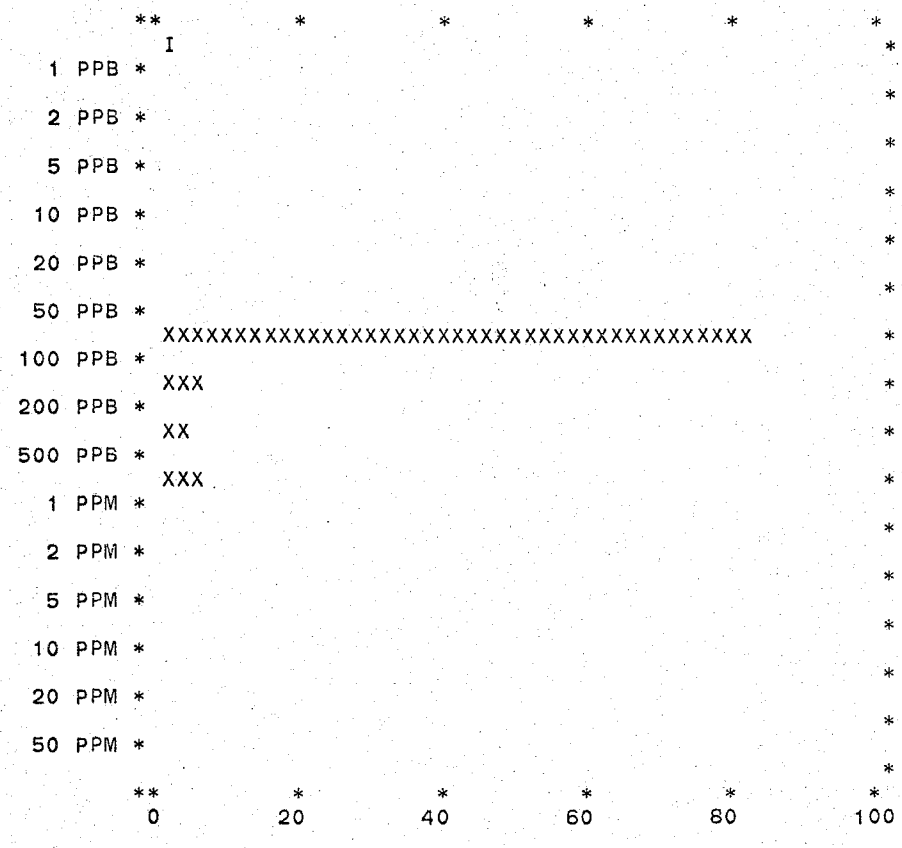

	N	%	CUM %
I	1	.83	.83
XXXXXXXXXXXXXXXXXXXXXXXXXXXXXXXXXXXXXXXXX	100	82.64	83.47
XXX	7	5.79	89.26
XX	6	4.96	94.21
XXX	7	5.79	100.00

SUMMARY STATISTICS

TOTAL NUMBER OF SAMPLES	121
NUMBER OF ZERO VALUE SAMPLES	1
NUMBER OF NON-ZERO SAMPLES	120
ARITHMETIC MEAN	.1575
VARIANCE	.0287
STANDARD DEVIATION	.1694
SKEW	3.5080
EXCESS KURTOSIS	12.2053
COEFFICIENT OF VARIANCE, %	107.5301
STANDARD ERROR OF THE MEAN	.0155
LOWER 95% LIMIT ON THE MEAN	.1269
UPPER 95% LIMIT ON THE MEAN	.1881
LOWER 95% LIMIT ON THE RANGE	-.1778
UPPER 95% LIMIT ON THE RANGE	.4928
GEOMETRIC MEAN	.1247
LOG10 MEAN	-.9043
LOG10 VARIANCE	.0567
LOG10 STANDARD DEVIATION	.2382
STANDARD ERROR ON THE MEAN	.0217
LOWER 95% LIMIT ON THE MEAN	.1129
UPPER 95% LIMIT ON THE MEAN	.1376
LOWER 95% LIMIT ON THE RANGE	.0421
UPPER 95% LIMIT ON THE RANGE	.3693
MINIMUM VALUE	.1000
25TH PERCENTILE OR 1ST QUARTILE	.1000
50TH PERCENTILE OR MEDIAN	.1000
75TH PERCENTILE OR 3RD QUARTILE	.1000
80TH PERCENTILE	.1000
90TH PERCENTILE	.3000
95TH PERCENTILE	.6000
98TH PERCENTILE	1.0000
99TH PERCENTILE	1.0000
MAXIMUM VALUE	1.0000

VARIABLE NAME	UNIT OF MEASUREMENT	DATA SUBSET
AG SMSM	PPM	SHLE

HISTOGRAM

		N	%	CUM %
	** * * * * *			
	I	1	.88	.88
1 PPB	*			
2 PPB	*			
5 PPB	*			
10 PPB	*			
20 PPB	*			
50 PPB	*			
	XXXXXXXXXXXXXXXXXXXXXXXXX	59	52.21	53.10
100 PPB	*			
	XXXXXXX	16	14.16	67.26
200 PPB	*			
	XXXXXXX	16	14.16	81.42
500 PPB	*			
	XXXXXXX	15	13.27	94.69
1 PPM	*			
	XX	4	3.54	98.23
2 PPM	*			
	X	2	1.77	100.00
5 PPM	*			
10 PPM	*			
20 PPM	*			
50 PPM	*			
	** * * * * *			
	0 20 40 60 80 100			

PERCENT

SUMMARY STATISTICS

TOTAL NUMBER OF SAMPLES	113
NUMBER OF ZERO VALUE SAMPLES	1
NUMBER OF NON-ZERO SAMPLES	112
ARITHMETIC MEAN	.3768
VARIANCE	.4580
STANDARD DEVIATION	.6768
SKEW	4.9855
EXCESS KURTOSIS	28.5665
COEFFICIENT OF VARIANCE, %	179.6161
STANDARD ERROR OF THE MEAN	.0639
LOWER 95% LIMIT ON THE MEAN	.2501
UPPER 95% LIMIT ON THE MEAN	.5035
LOWER 95% LIMIT ON THE RANGE	-.9643
UPPER 95% LIMIT ON THE RANGE	1.7179
GEOMETRIC MEAN	.2061
LOG10 MEAN	-.6859
LOG10 VARIANCE	.1670
LOG10 STANDARD DEVIATION	.4086
STANDARD ERROR ON THE MEAN	.0386
LOWER 95% LIMIT ON THE MEAN	.1728
UPPER 95% LIMIT ON THE MEAN	.2458
LOWER 95% LIMIT ON THE RANGE	.0319
UPPER 95% LIMIT ON THE RANGE	1.3299
MINIMUM VALUE	.1000
25TH PERCENTILE OR 1ST QUARTILE	.1000
50TH PERCENTILE OR MEDIAN	.1000
75TH PERCENTILE OR 3RD QUARTILE	.4000
80TH PERCENTILE	.5000
90TH PERCENTILE	.8000
95TH PERCENTILE	1.4000
98TH PERCENTILE	4.4000
99TH PERCENTILE	5.0000
MAXIMUM VALUE	5.0000

VARIABLE NAME	UNIT OF MEASUREMENT	DATA SUBSET
AG SMSM	PPM	DORT

HISTOGRAM

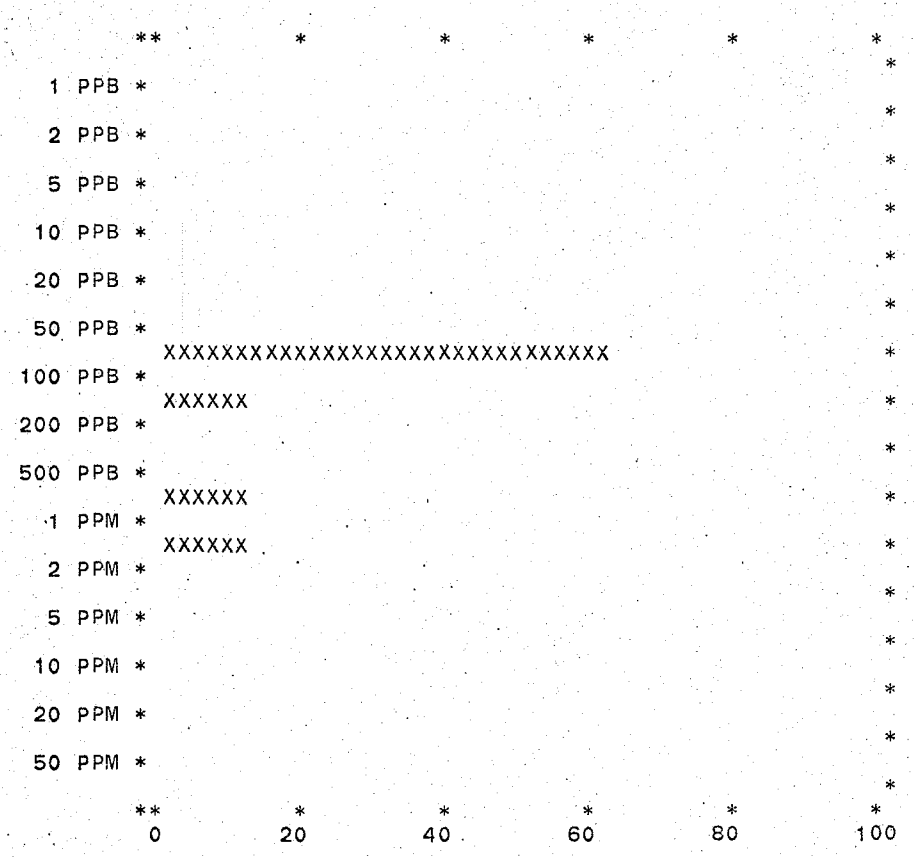

	N	%	CUM %
XXXXXXXXXXXXXXXXXXXXXXXXXXXXXX	5	62.50	62.50
XXXXXX	1	12.50	75.00
XXXXXX	1	12.50	87.50
XXXXXX	1	12.50	100.00

SUMMARY STATISTICS

TOTAL NUMBER OF SAMPLES	8
NUMBER OF ZERO VALUE SAMPLES	0
NUMBER OF NON-ZERO SAMPLES	8
ARITHMETIC MEAN	.3625
VARIANCE	.2341
STANDARD DEVIATION	.4838
SKEW	1.4909
EXCESS KURTOSIS	.6335
COEFFICIENT OF VARIANCE, %	133.4748
STANDARD ERROR OF THE MEAN	.1711
LOWER 95% LIMIT ON THE MEAN	-.0320
UPPER 95% LIMIT ON THE MEAN	.7570
LOWER 95% LIMIT ON THE RANGE	-.7532
UPPER 95% LIMIT ON THE RANGE	1.4782
GEOMETRIC MEAN	.1967
LOG10 MEAN	-.7062
LOG10 VARIANCE	.2185
LOG10 STANDARD DEVIATION	.4674
STANDARD ERROR ON THE MEAN	.1653
LOWER 95% LIMIT ON THE MEAN	.0818
UPPER 95% LIMIT ON THE MEAN	.4730
LOWER 95% LIMIT ON THE RANGE	.0164
UPPER 95% LIMIT ON THE RANGE	2.3531
MINIMUM VALUE	.1000
25TH PERCENTILE OR 1ST QUARTILE	.1000
50TH PERCENTILE OR MEDIAN	.1000
75TH PERCENTILE OR 3RD QUARTILE	.8000
80TH PERCENTILE	.8000
90TH PERCENTILE	1.4000
95TH PERCENTILE	1.4000
98TH PERCENTILE	1.4000
99TH PERCENTILE	1.4000
MAXIMUM VALUE	1.4000

VARIABLE NAME	UNIT OF MEASUREMENT	DATA SUBSET
AG SMSM	PPM	BSLT

HISTOGRAM

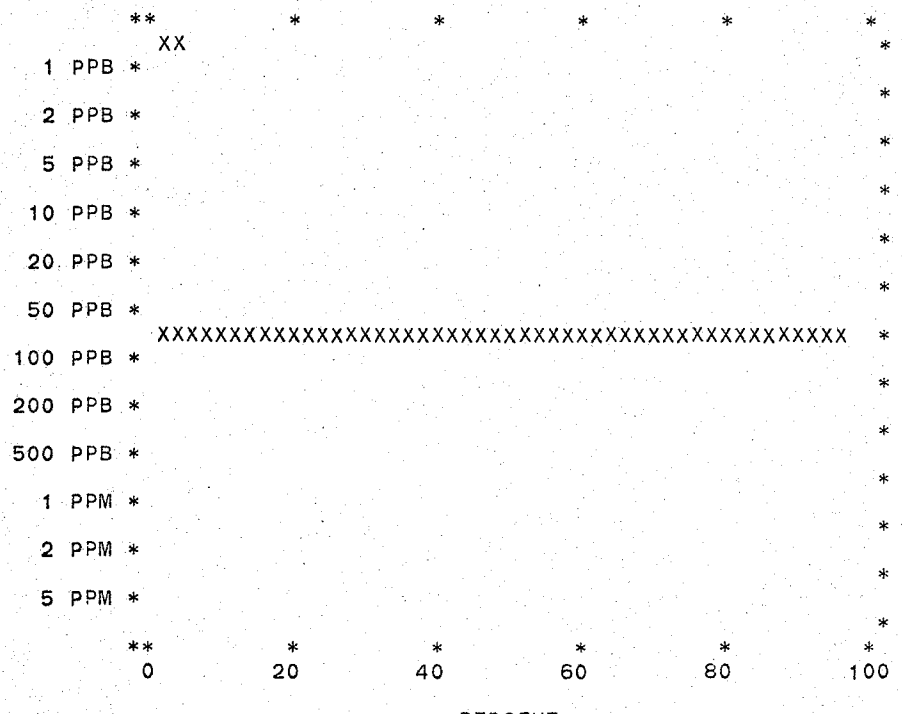

	N	%	CUM %
XX	1	3.85	3.85
XXXXXXXXXXXXXXXXXXXXXXXXXXXXXXXXXXXXXXXXXXXXXXXXX	25	96.15	100.00

SUMMARY STATISTICS

TOTAL NUMBER OF SAMPLES	26
NUMBER OF ZERO VALUE SAMPLES	1
NUMBER OF NON-ZERO SAMPLES	25
ARITHMETIC MEAN	.1000
VARIANCE	.0000
STANDARD DEVIATION	.0000
SKEW	**********
EXCESS KURTOSIS	-3.0000
COEFFICIENT OF VARIANCE, %	.0000
STANDARD ERROR OF THE MEAN	.0000
LOWER 95% LIMIT ON THE MEAN	.1000
UPPER 95% LIMIT ON THE MEAN	.1000
LOWER 95% LIMIT ON THE RANGE	.1000
UPPER 95% LIMIT ON THE RANGE	.1000
GEOMETRIC MEAN	.1000
LOG10 MEAN	-1.0000
LOG10 VARIANCE	.0000
LOG10 STANDARD DEVIATION	.0000
STANDARD ERROR ON THE MEAN	.0000
LOWER 95% LIMIT ON THE MEAN	.1000
UPPER 95% LIMIT ON THE MEAN	.1000
LOWER 95% LIMIT ON THE RANGE	.1000
UPPER 95% LIMIT ON THE RANGE	.1000
MINIMUM VALUE	.1000
25TH PERCENTILE OR 1ST QUARTILE	.1000
50TH PERCENTILE OR MEDIAN	.1000
75TH PERCENTILE OR 3RD QUARTILE	.1000
80TH PERCENTILE	.1000
90TH PERCENTILE	.1000
95TH PERCENTILE	.1000
98TH PERCENTILE	.1000
99TH PERCENTILE	.1000
MAXIMUM VALUE	.1000

VARIABLE NAME	UNIT OF MEASUREMENT	DATA SUBSET
AG SMSM	PPM	LMSN

HISTOGRAM

		N	%	CUM %
1 PPB				
2 PPB				
5 PPB				
10 PPB				
20 PPB				
50 PPB	XXXXXXXXXXXXXXXXXXXXXXXXXXXXXXXXXX	56	67.47	67.47
100 PPB	XXXXX	8	9.64	77.11
200 PPB	XXXXX	9	10.84	87.95
500 PPB	XXXXX	9	10.84	98.80
1 PPM				
2 PPM	X	1	1.20	100.00
5 PPM				
10 PPM				
20 PPM				
50 PPM				

0 20 40 60 80 100

PERCENT

SUMMARY STATISTICS

TOTAL NUMBER OF SAMPLES	83
NUMBER OF ZERO VALUE SAMPLES	0
NUMBER OF NON-ZERO SAMPLES	83
ARITHMETIC MEAN	.2434
VARIANCE	.1481
STANDARD DEVIATION	.3848
SKEW	5.7564
EXCESS KURTOSIS	40.3275
COEFFICIENT OF VARIANCE, %	158.1241
STANDARD ERROR OF THE MEAN	.0422
LOWER 95% LIMIT ON THE MEAN	.1593
UPPER 95% LIMIT ON THE MEAN	.3274
LOWER 95% LIMIT ON THE RANGE	-.5222
UPPER 95% LIMIT ON THE RANGE	1.0090
GEOMETRIC MEAN	.1589
LOG10 MEAN	-.7990
LOG10 VARIANCE	.1113
LOG10 STANDARD DEVIATION	.3337
STANDARD ERROR ON THE MEAN	.0366
LOWER 95% LIMIT ON THE MEAN	.1343
UPPER 95% LIMIT ON THE MEAN	.1879
LOWER 95% LIMIT ON THE RANGE	.0345
UPPER 95% LIMIT ON THE RANGE	.7326
MINIMUM VALUE	.1000
25TH PERCENTILE OR 1ST QUARTILE	.1000
50TH PERCENTILE OR MEDIAN	.1000
75TH PERCENTILE OR 3RD QUARTILE	.2000
80TH PERCENTILE	.3000
90TH PERCENTILE	.6000
95TH PERCENTILE	.8000
98TH PERCENTILE	.9000
99TH PERCENTILE	3.2000
MAXIMUM VALUE	3.2000

VARIABLE NAME	UNIT OF MEASUREMENT	DATA SUBSET
AG SMSM	PPM	DLMT

HISTOGRAM

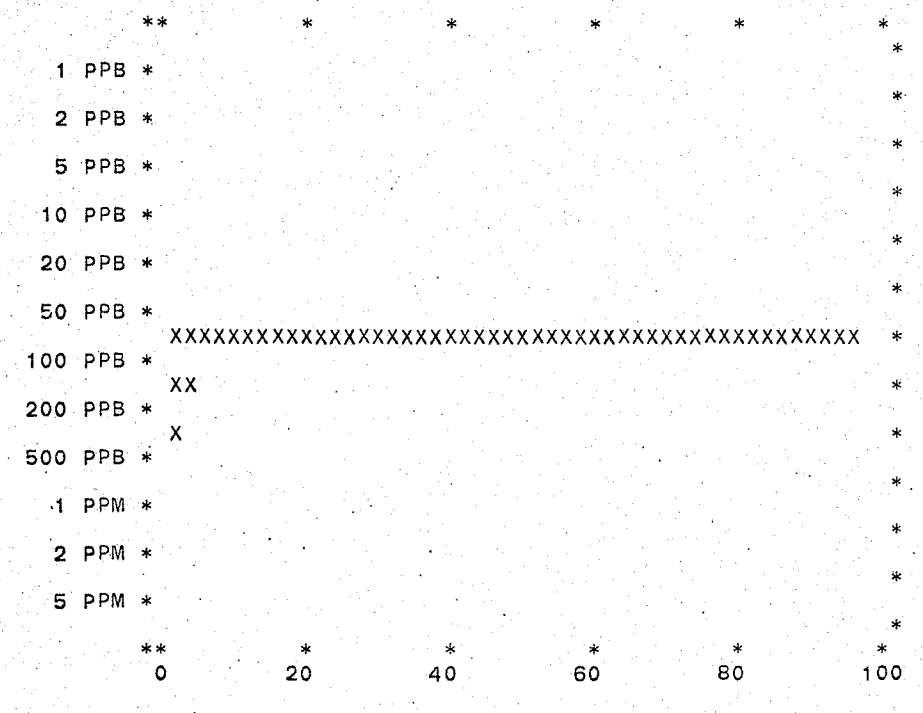

	N	%	CUM %
XXXXXXXXXXXXXXXXXXXXXXXXXXXXXXXXXXXXXXXXXXXXXXXXXXX	76	95.00	95.00
XX	3	3.75	98.75
X	1	1.25	100.00

SUMMARY STATISTICS

TOTAL NUMBER OF SAMPLES	80
NUMBER OF ZERO VALUE SAMPLES	0
NUMBER OF NON-ZERO SAMPLES	80
ARITHMETIC MEAN	.1063
VARIANCE	.0008
STANDARD DEVIATION	.0291
SKEW	5.0305
EXCESS KURTOSIS	26.3550
COEFFICIENT OF VARIANCE, %	27.3835
STANDARD ERROR OF THE MEAN	.0033
LOWER 95% LIMIT ON THE MEAN	.0998
UPPER 95% LIMIT ON THE MEAN	.1127
LOWER 95% LIMIT ON THE RANGE	.0483
UPPER 95% LIMIT ON THE RANGE	.1642
GEOMETRIC MEAN	.1041
LOG10 MEAN	-.9827
LOG10 VARIANCE	.0060
LOG10 STANDARD DEVIATION	.0776
STANDARD ERROR ON THE MEAN	.0087
LOWER 95% LIMIT ON THE MEAN	.1000
UPPER 95% LIMIT ON THE MEAN	.1083
LOWER 95% LIMIT ON THE RANGE	.0729
UPPER 95% LIMIT ON THE RANGE	.1485
MINIMUM VALUE	.1000
25TH PERCENTILE OR 1ST QUARTILE	.1000
50TH PERCENTILE OR MEDIAN	.1000
75TH PERCENTILE OR 3RD QUARTILE	.1000
80TH PERCENTILE	.1000
90TH PERCENTILE	.1000
95TH PERCENTILE	.2000
98TH PERCENTILE	.2000
99TH PERCENTILE	.3000
MAXIMUM VALUE	.3000

REGIONAL STREAM SEDIMENT AND WATER GEOCHEMICAL RECONNAISSANCE DATA, YUKON TERRITORY 1977. GSC-OF 520, NGR 31-1977, NTS 116B,C,F,G

VARIABLE NAME	UNIT OF MEASUREMENT	DATA SUBSET
AG SMSM	PPM	SYNT

HISTOGRAM

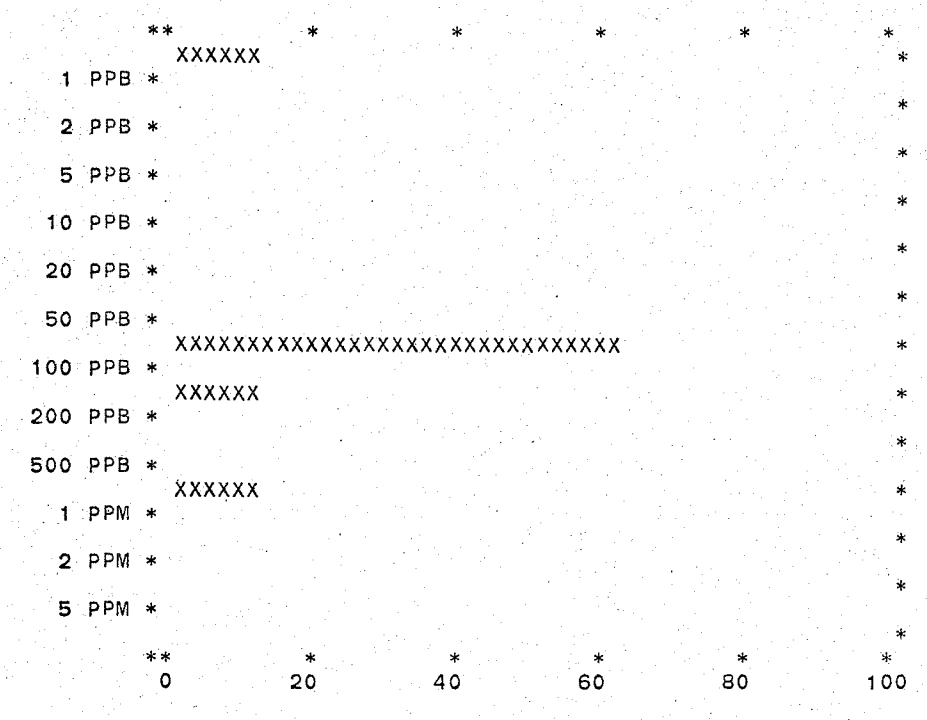

	N	%	CUM %
1 PPB	1	12.50	12.50
2 PPB			
5 PPB			
10 PPB			
20 PPB			
50 PPB			
100 PPB	5	62.50	75.00
200 PPB	1	12.50	87.50
500 PPB			
1 PPM	1	12.50	100.00
2 PPM			
5 PPM			

SUMMARY STATISTICS

TOTAL NUMBER OF SAMPLES	8
NUMBER OF ZERO VALUE SAMPLES	1
NUMBER OF NON-ZERO SAMPLES	7
ARITHMETIC MEAN	.1857
VARIANCE	.0348
STANDARD DEVIATION	.1864
SKEW	1.8876
EXCESS KURTOSIS	1.7835
COEFFICIENT OF VARIANCE, %	100.3937
STANDARD ERROR OF THE MEAN	.0705
LOWER 95% LIMIT ON THE MEAN	.0191
UPPER 95% LIMIT ON THE MEAN	.3524
LOWER 95% LIMIT ON THE RANGE	-.2552
UPPER 95% LIMIT ON THE RANGE	.6267
GEOMETRIC MEAN	.1426
LOG10 MEAN	-.8458
LOG10 VARIANCE	.0883
LOG10 STANDARD DEVIATION	.2971
STANDARD ERROR ON THE MEAN	.1123
LOWER 95% LIMIT ON THE MEAN	.0774
UPPER 95% LIMIT ON THE MEAN	.2629
LOWER 95% LIMIT ON THE RANGE	.0283
UPPER 95% LIMIT ON THE RANGE	.7193
MINIMUM VALUE	.1000
25TH PERCENTILE OR 1ST QUARTILE	.1000
50TH PERCENTILE OR MEDIAN	.1000
75TH PERCENTILE OR 3RD QUARTILE	.2000
80TH PERCENTILE	.6000
90TH PERCENTILE	.6000
95TH PERCENTILE	.6000
98TH PERCENTILE	.6000
99TH PERCENTILE	.6000
MAXIMUM VALUE	.6000

VARIABLE NAME: AG SMSM
UNIT OF MEASUREMENT: PPM
DATA SUBSET: GLCM

HISTOGRAM

		N	%	CUM %
1 PPB	X	1	1.04	1.04
2 PPB				
5 PPB				
10 PPB				
20 PPB				
50 PPB				
100 PPB	XXXXXXXXXXXXXXXXXXXXXXXXXXXXXXXXXXXXXXXXXXXXXXXXXX	86	89.58	90.62
200 PPB	XXX	6	6.25	96.87
500 PPB	X	2	2.08	98.96
1 PPM				
2 PPM				
5 PPM	X	1	1.04	100.00
10 PPM				
20 PPM				
50 PPM				

0 20 40 60 80 100

PERCENT

SUMMARY STATISTICS

TOTAL NUMBER OF SAMPLES	96
NUMBER OF ZERO VALUE SAMPLES	1
NUMBER OF NON-ZERO SAMPLES	95
ARITHMETIC MEAN	.1421
VARIANCE	.0897
STANDARD DEVIATION	.2995
SKEW	9.2989
EXCESS KURTOSIS	86.1509
COEFFICIENT OF VARIANCE, %	210.7562
STANDARD ERROR OF THE MEAN	.0307
LOWER 95% LIMIT ON THE MEAN	.0811
UPPER 95% LIMIT ON THE MEAN	.2031
LOWER 95% LIMIT ON THE RANGE	-.4526
UPPER 95% LIMIT ON THE RANGE	.7368
GEOMETRIC MEAN	.1112
LOG10 MEAN	-.9541
LOG10 VARIANCE	.0331
LOG10 STANDARD DEVIATION	.1821
STANDARD ERROR ON THE MEAN	.0187
LOWER 95% LIMIT ON THE MEAN	.1021
UPPER 95% LIMIT ON THE MEAN	.1211
LOWER 95% LIMIT ON THE RANGE	.0484
UPPER 95% LIMIT ON THE RANGE	.2555
MINIMUM VALUE	.1000
25TH PERCENTILE OR 1ST QUARTILE	.1000
50TH PERCENTILE OR MEDIAN	.1000
75TH PERCENTILE OR 3RD QUARTILE	.1000
80TH PERCENTILE	.1000
90TH PERCENTILE	.1000
95TH PERCENTILE	.2000
98TH PERCENTILE	.4000
99TH PERCENTILE	3.0000
MAXIMUM VALUE	3.0000

VARIABLE NAME	UNIT OF MEASUREMENT	DATA SUBSET
AG SMSM	PPM	BEXV

HISTOGRAM

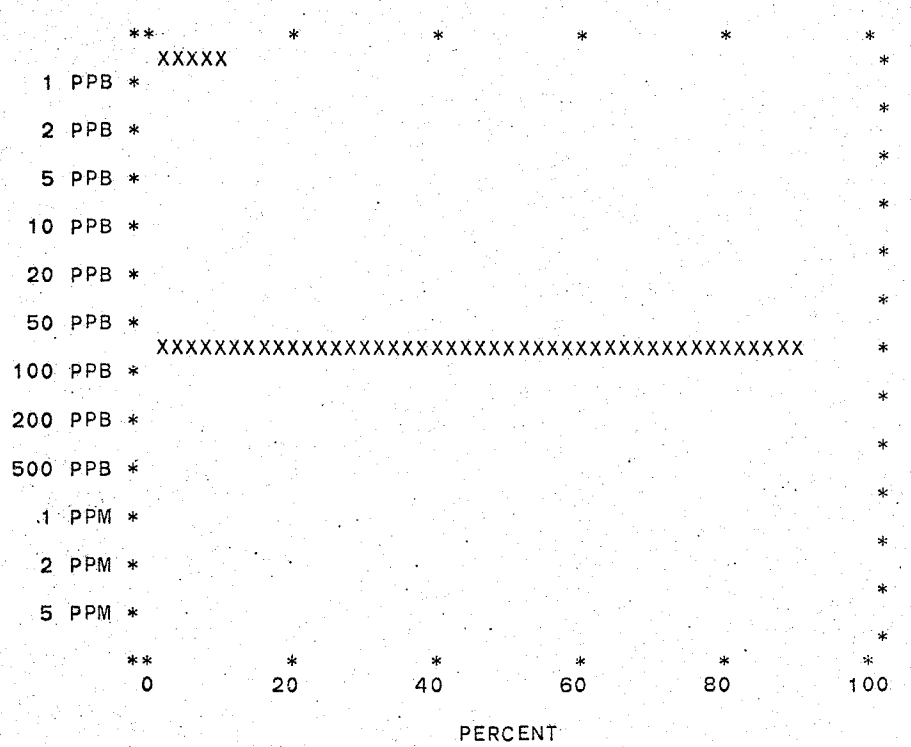

	N	%	CUM %
XXXXX	1	9.09	9.09
XXXXXXXXXXXXXXXXXXXXXXXXXXXXXXXXXXXXXXXXXXXXXXXXXX	10	90.91	100.00

SUMMARY STATISTICS

TOTAL NUMBER OF SAMPLES	11
NUMBER OF ZERO VALUE SAMPLES	1
NUMBER OF NON-ZERO SAMPLES	10
ARITHMETIC MEAN	.1000
VARIANCE	.0000
STANDARD DEVIATION	.0000
SKEW	**********
EXCESS KURTOSIS	-3.0000
COEFFICIENT OF VARIANCE, %	.0000
STANDARD ERROR OF THE MEAN	.0000
LOWER 95% LIMIT ON THE MEAN	.1000
UPPER 95% LIMIT ON THE MEAN	.1000
LOWER 95% LIMIT ON THE RANGE	.1000
UPPER 95% LIMIT ON THE RANGE	.1000
GEOMETRIC MEAN	.1000
LOG10 MEAN	-1.0000
LOG10 VARIANCE	.0000
LOG10 STANDARD DEVIATION	.0000
STANDARD ERROR ON THE MEAN	.0000
LOWER 95% LIMIT ON THE MEAN	.1000
UPPER 95% LIMIT ON THE MEAN	.1000
LOWER 95% LIMIT ON THE RANGE	.1000
UPPER 95% LIMIT ON THE RANGE	.1000
MINIMUM VALUE	.1000
25TH PERCENTILE OR 1ST QUARTILE	.1000
50TH PERCENTILE OR MEDIAN	.1000
75TH PERCENTILE OR 3RD QUARTILE	.1000
80TH PERCENTILE	.1000
90TH PERCENTILE	.1000
95TH PERCENTILE	.1000
98TH PERCENTILE	.1000
99TH PERCENTILE	.1000
MAXIMUM VALUE	.1000

REGIONAL STREAM SEDIMENT AND WATER GEOCHEMICAL RECONNAISSANCE DATA, YUKON TERRITORY 1977. GSC-OF 520, NGR 31-1977, NTS 116B,C,F,G

VARIABLE NAME: AG SMSM | UNIT OF MEASUREMENT: PPM | DATA SUBSET: SCST

HISTOGRAM

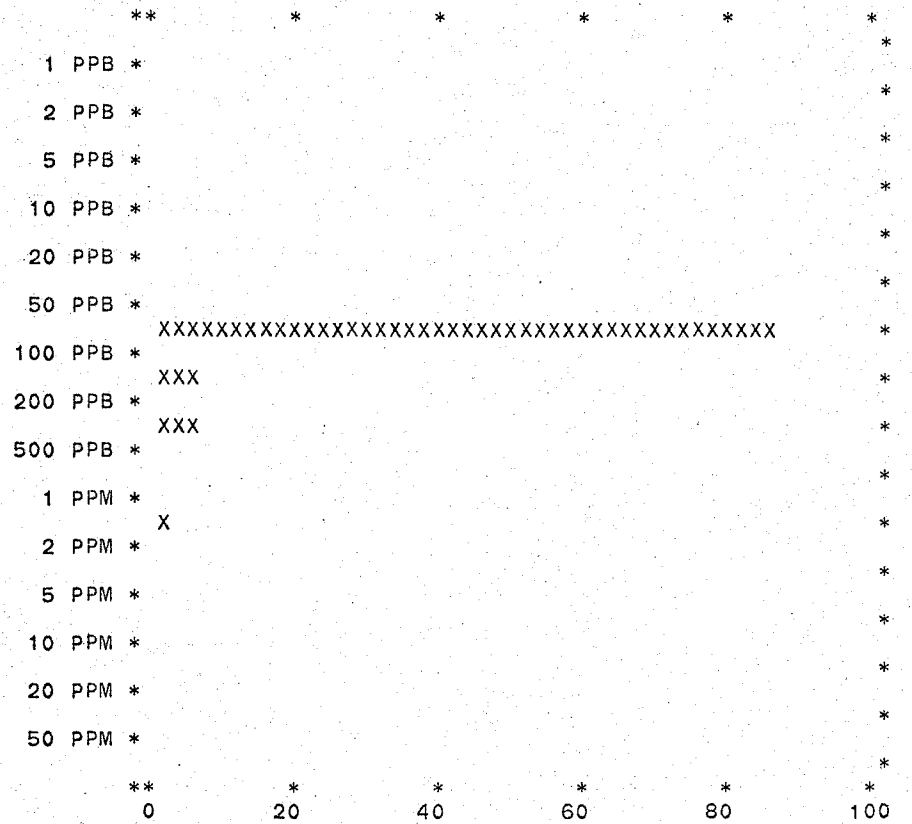

	N	%	CUM %
XXXXXXXXXXXXXXXXXXXXXXXXXXXXXXXXXXXXXXXXXX	50	86.21	86.21
XXX	4	6.90	93.10
XXX	3	5.17	98.28
X	1	1.72	100.00

SUMMARY STATISTICS

TOTAL NUMBER OF SAMPLES	58
NUMBER OF ZERO VALUE SAMPLES	0
NUMBER OF NON-ZERO SAMPLES	58
ARITHMETIC MEAN	.1414
VARIANCE	.0316
STANDARD DEVIATION	.1777
SKEW	6.3551
EXCESS KURTOSIS	41.9941
COEFFICIENT OF VARIANCE, %	125.7176
STANDARD ERROR OF THE MEAN	.0233
LOWER 95% LIMIT ON THE MEAN	.0947
UPPER 95% LIMIT ON THE MEAN	.1881
LOWER 95% LIMIT ON THE RANGE	-.2144
UPPER 95% LIMIT ON THE RANGE	.4971
GEOMETRIC MEAN	.1168
LOG10 MEAN	-.9326
LOG10 VARIANCE	.0391
LOG10 STANDARD DEVIATION	.1978
STANDARD ERROR ON THE MEAN	.0260
LOWER 95% LIMIT ON THE MEAN	.1036
UPPER 95% LIMIT ON THE MEAN	.1316
LOWER 95% LIMIT ON THE RANGE	.0469
UPPER 95% LIMIT ON THE RANGE	.2906
MINIMUM VALUE	.1000
25TH PERCENTILE OR 1ST QUARTILE	.1000
50TH PERCENTILE OR MEDIAN	.1000
75TH PERCENTILE OR 3RD QUARTILE	.1000
80TH PERCENTILE	.1000
90TH PERCENTILE	.2000
95TH PERCENTILE	.3000
98TH PERCENTILE	1.4000
99TH PERCENTILE	1.4000
MAXIMUM VALUE	1.4000

VARIABLE NAME	UNIT OF MEASUREMENT	DATA SUBSET
AG SMSM	PPM	GRNS

HISTOGRAM

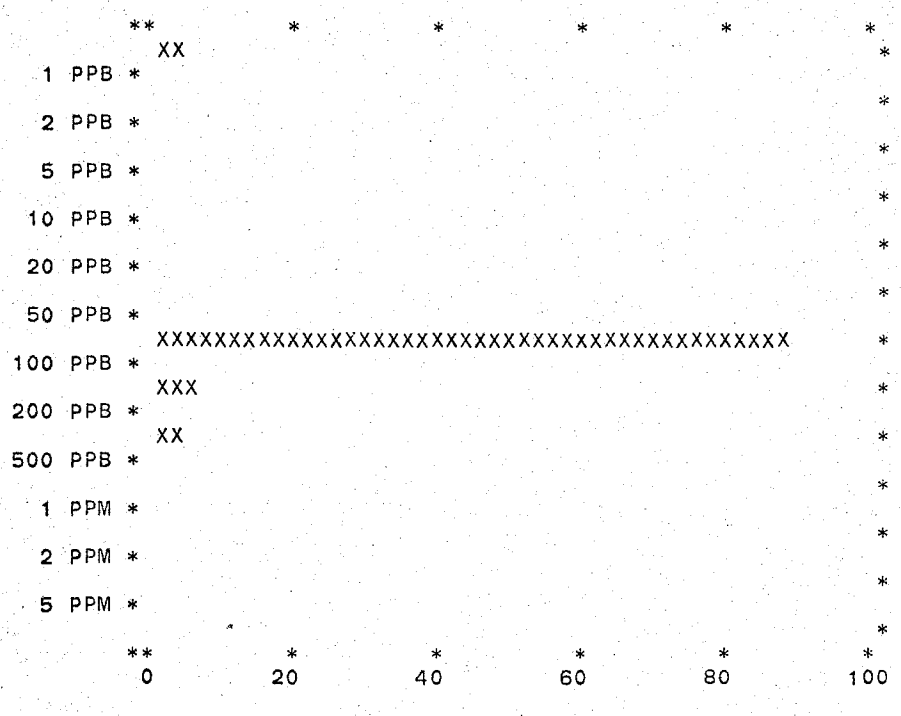

	N	%	CUM %
1 PPB	1	3.23	3.23
2 PPB			
5 PPB			
10 PPB			
20 PPB			
50 PPB			
100 PPB	27	87.10	90.32
200 PPB	2	6.45	96.77
500 PPB	1	3.23	100.00
1 PPM			
2 PPM			
5 PPM			

SUMMARY STATISTICS

TOTAL NUMBER OF SAMPLES	31
NUMBER OF ZERO VALUE SAMPLES	1
NUMBER OF NON-ZERO SAMPLES	30
ARITHMETIC MEAN	.1167
VARIANCE	.0035
STANDARD DEVIATION	.0592
SKEW	4.0176
EXCESS KURTOSIS	15.9909
COEFFICIENT OF VARIANCE, %	50.7509
STANDARD ERROR OF THE MEAN	.0108
LOWER 95% LIMIT ON THE MEAN	.0946
UPPER 95% LIMIT ON THE MEAN	.1387
LOWER 95% LIMIT ON THE RANGE	-.0042
UPPER 95% LIMIT ON THE RANGE	.2376
GEOMETRIC MEAN	.1097
LOG10 MEAN	-.9599
LOG10 VARIANCE	.0171
LOG10 STANDARD DEVIATION	.1307
STANDARD ERROR ON THE MEAN	.0239
LOWER 95% LIMIT ON THE MEAN	.0980
UPPER 95% LIMIT ON THE MEAN	.1227
LOWER 95% LIMIT ON THE RANGE	.0593
UPPER 95% LIMIT ON THE RANGE	.2028
MINIMUM VALUE	.1000
25TH PERCENTILE OR 1ST QUARTILE	.1000
50TH PERCENTILE OR MEDIAN	.1000
75TH PERCENTILE OR 3RD QUARTILE	.1000
80TH PERCENTILE	.1000
90TH PERCENTILE	.2000
95TH PERCENTILE	.2000
98TH PERCENTILE	.4000
99TH PERCENTILE	.4000
MAXIMUM VALUE	.4000

VARIABLE NAME: AG SMSM
UNIT OF MEASUREMENT: PPM
DATA SUBSET: BGNS

HISTOGRAM

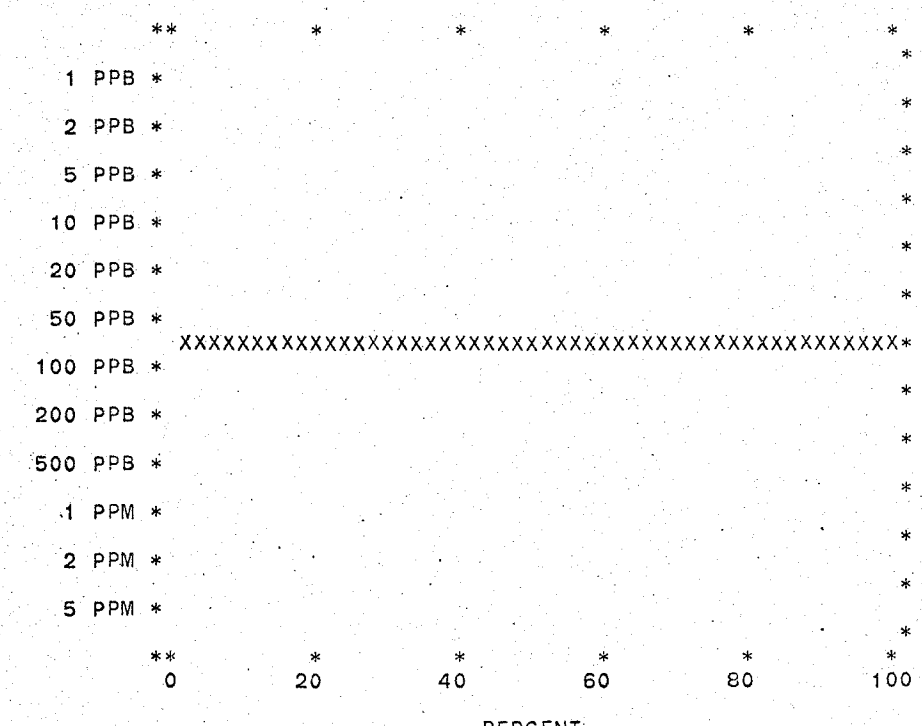

	N	%	CUM %
XXXXXXXXXXXXXXXXXXXXXXXXXXXXXXXXXXXXXXXXXXXXXXXXXX	6	100.00	100.00

SUMMARY STATISTICS

TOTAL NUMBER OF SAMPLES	6
NUMBER OF ZERO VALUE SAMPLES	0
NUMBER OF NON-ZERO SAMPLES	6
ARITHMETIC MEAN	.1000
VARIANCE	.0000
STANDARD DEVIATION	.0000
SKEW	**********
EXCESS KURTOSIS	-3.0000
COEFFICIENT OF VARIANCE, %	.0000
STANDARD ERROR OF THE MEAN	.0000
LOWER 95% LIMIT ON THE MEAN	.1000
UPPER 95% LIMIT ON THE MEAN	.1000
LOWER 95% LIMIT ON THE RANGE	.1000
UPPER 95% LIMIT ON THE RANGE	.1000
GEOMETRIC MEAN	.1000
LOG10 MEAN	-1.0000
LOG10 VARIANCE	.0000
LOG10 STANDARD DEVIATION	.0000
STANDARD ERROR ON THE MEAN	.0000
LOWER 95% LIMIT ON THE MEAN	.1000
UPPER 95% LIMIT ON THE MEAN	.1000
LOWER 95% LIMIT ON THE RANGE	.1000
UPPER 95% LIMIT ON THE RANGE	.1000
MINIMUM VALUE	.1000
25TH PERCENTILE OR 1ST QUARTILE	.1000
50TH PERCENTILE OR MEDIAN	.1000
75TH PERCENTILE OR 3RD QUARTILE	.1000
80TH PERCENTILE	.1000
90TH PERCENTILE	.1000
95TH PERCENTILE	.1000
98TH PERCENTILE	.1000
99TH PERCENTILE	.1000
MAXIMUM VALUE	.1000

REGIONAL STREAM SEDIMENT AND WATER GEOCHEMICAL RECONNAISSANCE DATA, YUKON TERRITORY 1977. GSC-OF 520, NGR 31-1977, NTS 116B,C,F,G

VARIABLE NAME	UNIT OF MEASUREMENT	DATA SUBSET
AG SMSM	PPM	GRDR

HISTOGRAM



	N	%	CUM %
100 PPB	3	100.00	100.00

SUMMARY STATISTICS

TOTAL NUMBER OF SAMPLES	3
NUMBER OF ZERO VALUE SAMPLES	0
NUMBER OF NON-ZERO SAMPLES	3
ARITHMETIC MEAN	.1000
VARIANCE	.0000
STANDARD DEVIATION	.0000
SKEW	**********
EXCESS KURTOSIS	-3.0000
COEFFICIENT OF VARIANCE, %	.0000
STANDARD ERROR OF THE MEAN	.0000
LOWER 95% LIMIT ON THE MEAN	.1000
UPPER 95% LIMIT ON THE MEAN	.1000
LOWER 95% LIMIT ON THE RANGE	.1000
UPPER 95% LIMIT ON THE RANGE	.1000
GEOMETRIC MEAN	.1000
LOG10 MEAN	-1.0000
LOG10 VARIANCE	.0000
LOG10 STANDARD DEVIATION	.0000
STANDARD ERROR ON THE MEAN	.0000
LOWER 95% LIMIT ON THE MEAN	.1000
UPPER 95% LIMIT ON THE MEAN	.1000
LOWER 95% LIMIT ON THE RANGE	.1000
UPPER 95% LIMIT ON THE RANGE	.1000
MINIMUM VALUE	.1000
25TH PERCENTILE OR 1ST QUARTILE	.1000
50TH PERCENTILE OR MEDIAN	.1000
75TH PERCENTILE OR 3RD QUARTILE	.1000
80TH PERCENTILE	.1000
90TH PERCENTILE	.1000
95TH PERCENTILE	.1000
98TH PERCENTILE	.1000
99TH PERCENTILE	.1000
MAXIMUM VALUE	.1000

VARIABLE NAME	UNIT OF MEASUREMENT	DATA SUBSET
AG SMSM	PPM	UMFC

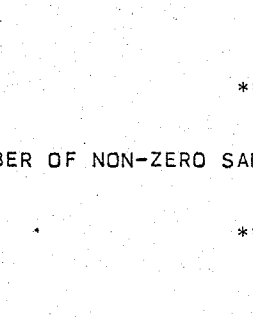

NUMBER OF NON-ZERO SAMPLES IS LT 3 - NO HISTOGRAM

SUMMARY STATISTICS

TOTAL NUMBER OF SAMPLES	1
NUMBER OF ZERO VALUE SAMPLES	0
NUMBER OF NON-ZERO SAMPLES	1
ARITHMETIC MEAN	.1000
VARIANCE	.0000
STANDARD DEVIATION	.0000
SKEW	.0000
EXCESS KURTOSIS	.0000
COEFFICIENT OF VARIANCE, %	.0000
STANDARD ERROR OF THE MEAN	.0000
LOWER 95% LIMIT ON THE MEAN	.1000
UPPER 95% LIMIT ON THE MEAN	.1000
LOWER 95% LIMIT ON THE RANGE	.1000
UPPER 95% LIMIT ON THE RANGE	.1000
GEOMETRIC MEAN	.1000
LOG10 MEAN	-1.0000
LOG10 VARIANCE	.0000
LOG10 STANDARD DEVIATION	.0000
STANDARD ERROR ON THE MEAN	.0000
LOWER 95% LIMIT ON THE MEAN	.1000
UPPER 95% LIMIT ON THE MEAN	.1000
LOWER 95% LIMIT ON THE RANGE	.1000
UPPER 95% LIMIT ON THE RANGE	.1000
MINIMUM VALUE	.1000
25TH PERCENTILE OR 1ST QUARTILE	.1000
50TH PERCENTILE OR MEDIAN	.1000
75TH PERCENTILE OR 3RD QUARTILE	.1000
80TH PERCENTILE	.1000
90TH PERCENTILE	.1000
95TH PERCENTILE	.1000
98TH PERCENTILE	.1000
99TH PERCENTILE	.1000
MAXIMUM VALUE	.1000

REGIONAL STREAM SEDIMENT AND WATER GEOCHEMICAL RECONNAISSANCE DATA, YUKON TERRITORY 1977. GSC-OF 520, NGR 31-1977, NTS 116B,C,F,G

VARIABLE NAME: AG SMSM | UNIT OF MEASUREMENT: PPM | DATA SUBSET: UKNN

HISTOGRAM

		N	%	CUM %
1 PPB	I	6	.99	.99
2 PPB				
5 PPB				
10 PPB				
20 PPB				
50 PPB	XXXXXXXXXXXXXXXXXXXXXXXXXXXXXX	365	59.93	60.92
100 PPB	XXXXXXXX	101	16.58	77.50
200 PPB	XXXXXX	67	11.00	88.51
500 PPB	XXXX	46	7.55	96.06
.1 PPM	X	18	2.96	99.01
2 PPM	I	6	.99	100.00
5 PPM				
10 PPM				
20 PPM				
50 PPM				

0 20 40 60 80 100

PERCENT

SUMMARY STATISTICS

TOTAL NUMBER OF SAMPLES	609
NUMBER OF ZERO VALUE SAMPLES	6
NUMBER OF NON-ZERO SAMPLES	603
ARITHMETIC MEAN	.2645
VARIANCE	.1480
STANDARD DEVIATION	.3847
SKEW	4.3865
EXCESS KURTOSIS	26.0636
COEFFICIENT OF VARIANCE, %	145.4449
STANDARD ERROR OF THE MEAN	.0157
LOWER 95% LIMIT ON THE MEAN	.2337
UPPER 95% LIMIT ON THE MEAN	.2953
LOWER 95% LIMIT ON THE RANGE	-.4911
UPPER 95% LIMIT ON THE RANGE	1.0201
GEOMETRIC MEAN	.1696
LOG10 MEAN	-.7705
LOG10 VARIANCE	.1187
LOG10 STANDARD DEVIATION	.3445
STANDARD ERROR ON THE MEAN	.0140
LOWER 95% LIMIT ON THE MEAN	.1592
UPPER 95% LIMIT ON THE MEAN	.1808
LOWER 95% LIMIT ON THE RANGE	.0357
UPPER 95% LIMIT ON THE RANGE	.8056
MINIMUM VALUE	.1000
25TH PERCENTILE OR 1ST QUARTILE	.1000
50TH PERCENTILE OR MEDIAN	.1000
75TH PERCENTILE OR 3RD QUARTILE	.2000
80TH PERCENTILE	.3000
90TH PERCENTILE	.6000
95TH PERCENTILE	1.0000
98TH PERCENTILE	1.5000
99TH PERCENTILE	2.2000
MAXIMUM VALUE	4.0000

SUMMARY STATISTICS

SUBSET	VARIABLE	UNITS	N	ARITH MEAN	STD DEV	CV %	SKEW	EXCESS KURT	95% LIMITS ON MEAN		GEOM MEAN	LOG 10 MEAN	STD DEV	95% LIMITS ON MEAN	
QRTZ	AG SMSM	PPM	337	.138	.133	96.3	6.25	52.12	.123	.152	.118	-.9279	.1903	.113	.124
SLSN	AG SMSM	PPM	11	.564	.443	78.7	1.14	.72	.269	.858	.413	-.3845	.3856	.229	.744
SNDS	AG SMSM	PPM	122	.163	.183	112.4	4.38	22.03	.130	.196	.129	-.8909	.2421	.116	.142
ARGL	AG SMSM	PPM	120	.157	.169	107.5	3.51	12.21	.127	.188	.125	-.9043	.2382	.113	.138
SHLE	AG SMSM	PPM	112	.377	.677	179.6	4.99	28.57	.250	.504	.206	-.6859	.4086	.173	.246
DORT	AG SMSM	PPM	8	.363	.484	133.5	1.49	.63	-.320E-01	.757	.197	-.7062	.4674	.818E-01	.473
BSLT	AG SMSM	PPM	25	.100E+00	.272E-07	.0*******		-3.00	.100E+00	.100	.100	-1.0000	.0000	.100E+00	.100
LMSN	AG SMSM	PPM	83	.243	.385	158.1	5.76	40.33	.159	.327	.159	-.7990	.3337	.134	.188
DLMT	AG SMSM	PPM	80	.106	.291E-01	27.4	5.03	26.35	.998E-01	.113	.104	-.9827	.0776	.100E+00	.108
SYNT	AG SMSM	PPM	7	.186	.186	100.4	1.89	1.78	.191E-01	.352	.143	-.8458	.2971	.774E-01	.263
GLCM	AG SMSM	PPM	95	.142	.299	210.8	9.30	86.15	.811E-01	.203	.111	-.9541	.1821	.102	.121
BEXV	AG SMSM	PPM	10	.100E+00	.157E-07	.0*******		-3.00	.100E+00	.100	.100	-1.0000	.0000	.100E+00	.100
SCST	AG SMSM	PPM	58	.141	.178	125.7	6.36	41.99	.947E-01	.188	.117	-.9326	.1978	.104	.132
GRNS	AG SMSM	PPM	30	.117	.592E-01	50.8	4.02	15.99	.946E-01	.139	.110	-.9599	.1307	.980E-01	.123
BGNS	AG SMSM	PPM	6	.100E+00	.133E-07	.0*******		-3.00	.100E+00	.100	.100	-1.0000	.0000	.100E+00	.100
GRDR	AG SMSM	PPM	3	.100E+00	.149E-07	.0*******		-3.00	.100E+00	.100	.100	-1.0000	.0000	.100E+00	.100
UMFC	AG SMSM	PPM	1	.100	.100E-05	.0	.00	.00	.100	.100	.100	-1.0000	.0000	.100	.100
UKNN	AG SMSM	PPM	603	.265	.385	145.4	4.39	26.06	.234	.295	.170	-.7705	.3445	.159	.181

SUBSET	VARIABLE	UNITS	N	MIN VALUE	PERCENTILE 25TH	50TH	75TH	80TH	90TH	95TH	98TH	99TH	MAX VALUE
QRTZ	AG SMSM	PPM	337	.100	.100	.100	.100	.100	.200	.400	.600	.800	1.600
SLSN	AG SMSM	PPM	11	.100	.400	.400	.800	1.000	1.600	1.600	1.600	1.600	1.600
SNDS	AG SMSM	PPM	122	.100	.100	.100	.100	.200	.400	.400	1.000	1.400	1.400
ARGL	AG SMSM	PPM	120	.100	.100	.100	.100	.100	.300	.600	1.000	1.000	1.000
SHLE	AG SMSM	PPM	112	.100	.100	.100	.400	.500	.800	1.400	4.400	5.000	5.000
DORT	AG SMSM	PPM	8	.100	.100	.100	.800	.800	1.400	1.400	1.400	1.400	1.400
BSLT	AG SMSM	PPM	25	.100	.100	.100	.100	.100	.100	.100	.100	.100	.100
LMSN	AG SMSM	PPM	83	.100	.100	.100	.200	.300	.600	.800	.900	3.200	3.200
DLMT	AG SMSM	PPM	80	.100	.100	.100	.100	.100	.100	.200	.200	.300	.300
SYNT	AG SMSM	PPM	7	.100	.100	.100	.200	.600	.600	.600	.600	.600	.600
GLCM	AG SMSM	PPM	95	.100	.100	.100	.100	.100	.100	.200	.400	3.000	3.000
BEXV	AG SMSM	PPM	10	.100	.100	.100	.100	.100	.100	.100	.100	.100	.100
SCST	AG SMSM	PPM	58	.100	.100	.100	.100	.100	.200	.300	1.400	1.400	1.400
GRNS	AG SMSM	PPM	30	.100	.100	.100	.100	.100	.200	.200	.400	.400	.400
BGNS	AG SMSM	PPM	6	.100	.100	.100	.100	.100	.100	.100	.100	.100	.100
GRDR	AG SMSM	PPM	3	.100	.100	.100	.100	.100	.100	.100	.100	.100	.100
UMFC	AG SMSM	PPM	1	.100	.100	.100	.100	.100	.100	.100	.100	.100	.100
UKNN	AG SMSM	PPM	603	.100	.100	.100	.200	.300	.600	1.000	1.500	2.200	4.000

VARIABLE NAME	UNIT OF MEASUREMENT	DATA SUBSET
MN SMSM	PPM	QRTZ

HISTOGRAM

		N	%	CUM %
10 PPM	X	10	2.88	2.88
20 PPM				
50 PPM				
100 PPM				
200 PPM	X	9	2.59	5.48
500 PPM	XXXXXXXXXXXXXXXXXXXXXX	162	46.69	52.16
1000 PPM	XXXXXXXXXXXXXXXXX	128	36.89	89.05
2000 PPM	XXXXX	35	10.09	99.14
5000 PPM	I	3	.86	100.00
1 PCT				
2 PCT				
5 PCT				

0 20 40 60 80 100

PERCENT

SUMMARY STATISTICS

TOTAL NUMBER OF SAMPLES	347
NUMBER OF ZERO VALUE SAMPLES	10
NUMBER OF NON-ZERO SAMPLES	337
ARITHMETIC MEAN	614.4807
VARIANCE	**********
STANDARD DEVIATION	399.4350
SKEW	2.5199
EXCESS KURTOSIS	9.2368
COEFFICIENT OF VARIANCE, %	65.0037
STANDARD ERROR OF THE MEAN	21.7586
LOWER 95% LIMIT ON THE MEAN	571.6759
UPPER 95% LIMIT ON THE MEAN	657.2856
LOWER 95% LIMIT ON THE RANGE	-171.3118
UPPER 95% LIMIT ON THE RANGE	1400.2732
GEOMETRIC MEAN	527.8064
LOG10 MEAN	2.7225
LOG10 VARIANCE	.0531
LOG10 STANDARD DEVIATION	.2304
STANDARD ERROR ON THE MEAN	.0126
LOWER 95% LIMIT ON THE MEAN	498.6355
UPPER 95% LIMIT ON THE MEAN	558.6838
LOWER 95% LIMIT ON THE RANGE	185.8660
UPPER 95% LIMIT ON THE RANGE	1498.8196
MINIMUM VALUE	115.0000
25TH PERCENTILE OR 1ST QUARTILE	380.0000
50TH PERCENTILE OR MEDIAN	495.0000
75TH PERCENTILE OR 3RD QUARTILE	700.0000
80TH PERCENTILE	770.0000
90TH PERCENTILE	1100.0000
95TH PERCENTILE	1500.0000
98TH PERCENTILE	1900.0000
99TH PERCENTILE	2050.0000
MAXIMUM VALUE	3350.0000

REGIONAL STREAM SEDIMENT AND WATER GEOCHEMICAL RECONNAISSANCE DATA, YUKON TERRITORY 1977. GSC-OF 520, NGR 31-1977, NTS 116B,C,F,G

VARIABLE NAME: MN SMSM
UNIT OF MEASUREMENT: PPM
DATA SUBSET: SLSN

HISTOGRAM



	N	%	CUM %
XXXXXXXXXXXXXXXXXXXXXXXXXXXXXXX	7	63.64	63.64
XXXXXXXXXXXXXX	3	27.27	90.91
XXXXX	1	9.09	100.00

SUMMARY STATISTICS

TOTAL NUMBER OF SAMPLES	11
NUMBER OF ZERO VALUE SAMPLES	0
NUMBER OF NON-ZERO SAMPLES	11
ARITHMETIC MEAN	537.2727
VARIANCE	81241.8182
STANDARD DEVIATION	285.0295
SKEW	1.9316
EXCESS KURTOSIS	3.0795
COEFFICIENT OF VARIANCE, %	53.0512
STANDARD ERROR OF THE MEAN	85.9396
LOWER 95% LIMIT ON THE MEAN	348.1196
UPPER 95% LIMIT ON THE MEAN	726.4259
LOWER 95% LIMIT ON THE RANGE	-90.0772
UPPER 95% LIMIT ON THE RANGE	1164.6227
GEOMETRIC MEAN	489.1804
LOG10 MEAN	2.6895
LOG10 VARIANCE	.0342
LOG10 STANDARD DEVIATION	.1848
STANDARD ERROR ON THE MEAN	.0557
LOWER 95% LIMIT ON THE MEAN	368.8208
UPPER 95% LIMIT ON THE MEAN	648.8177
LOWER 95% LIMIT ON THE RANGE	191.7224
UPPER 95% LIMIT ON THE RANGE	1248.1455
MINIMUM VALUE	290.0000
25TH PERCENTILE OR 1ST QUARTILE	380.0000
50TH PERCENTILE OR MEDIAN	460.0000
75TH PERCENTILE OR 3RD QUARTILE	630.0000
80TH PERCENTILE	660.0000
90TH PERCENTILE	1310.0000
95TH PERCENTILE	1310.0000
98TH PERCENTILE	1310.0000
99TH PERCENTILE	1310.0000
MAXIMUM VALUE	1310.0000

VARIABLE NAME: MN SMSM
UNIT OF MEASUREMENT: PPM
DATA SUBSET: SNDS

HISTOGRAM

```
          **        *         *         *         *         *
            XX                                                *
     1 PPM *                                                  *
     2 PPM *                                                  *
     5 PPM *                                                  *
    10 PPM *                                                  *
    20 PPM *                                                  *
    50 PPM *                                                  *
            X                                                 *
   100 PPM *                                                  *
            XXX                                               *
   200 PPM *                                                  *
            XXXXXXXXXXXXXX                                    *
   500 PPM *                                                  *
            XXXXXXXXXXXXXXXXXXXXX                             *
  1000 PPM *                                                  *
            XXXXXXX                                           *
  2000 PPM *                                                  *
            XX                                                *
  5000 PPM *                                                  *
     1 PCT *                                                  *
            X                                                 *
     2 PCT *                                                  *
            I                                                 *
     5 PCT *                                                  *
    10 PCT *                                                  *
    20 PCT *                                                  *
    50 PCT *                                                  *
          **        *         *         *         *         *
           0        20        40        60        80       100
                                PERCENT
```

	N	%	CUM %
XX	4	3.17	3.17
X	2	1.59	4.76
XXX	7	5.56	10.32
XXXXXXXXXXXXXX	36	28.57	38.89
XXXXXXXXXXXXXXXXXXXXX	53	42.06	80.95
XXXXXXX	17	13.49	94.44
XX	4	3.17	97.62
X	2	1.59	99.21
I	1	.79	100.00

SUMMARY STATISTICS

TOTAL NUMBER OF SAMPLES	126
NUMBER OF ZERO VALUE SAMPLES	4
NUMBER OF NON-ZERO SAMPLES	122
ARITHMETIC MEAN	1107.5820
VARIANCE	**********
STANDARD DEVIATION	2665.1090
SKEW	6.5196
EXCESS KURTOSIS	44.6207
COEFFICIENT OF VARIANCE, %	240.6241
STANDARD ERROR OF THE MEAN	241.2876
LOWER 95% LIMIT ON THE MEAN	629.9290
UPPER 95% LIMIT ON THE MEAN	1585.2350
LOWER 95% LIMIT ON THE RANGE	-4168.2678
UPPER 95% LIMIT ON THE RANGE	6383.4317
GEOMETRIC MEAN	619.5226
LOG10 MEAN	2.7921
LOG10 VARIANCE	.1386
LOG10 STANDARD DEVIATION	.3722
STANDARD ERROR ON THE MEAN	.0337
LOWER 95% LIMIT ON THE MEAN	531.3040
UPPER 95% LIMIT ON THE MEAN	722.3892
LOWER 95% LIMIT ON THE RANGE	113.5471
UPPER 95% LIMIT ON THE RANGE	3380.1680
MINIMUM VALUE	90.0000
25TH PERCENTILE OR 1ST QUARTILE	375.0000
50TH PERCENTILE OR MEDIAN	650.0000
75TH PERCENTILE OR 3RD QUARTILE	920.0000
80TH PERCENTILE	1020.0000
90TH PERCENTILE	1410.0000
95TH PERCENTILE	2200.0000
98TH PERCENTILE	15400.0000
99TH PERCENTILE	23000.0000
MAXIMUM VALUE	23000.0000

VARIABLE NAME: MN SMSM
UNIT OF MEASUREMENT: PPM
DATA SUBSET: ARGL

HISTOGRAM

		N	%	CUM %
1 PPM	I	1	.83	.83
2 PPM				
5 PPM				
10 PPM				
20 PPM				
50 PPM				
100 PPM	I	1	.83	1.65
200 PPM	XXXXXXX	16	13.22	14.88
500 PPM	XXXXXXXXXXXXXXXXXXXXXXX	56	46.28	61.16
1000 PPM	XXXXXXXXXXX	30	24.79	85.95
2000 PPM	XXXXX	11	9.09	95.04
5000 PPM	XX	5	4.13	99.17
1 PCT	I	1	.83	100.00
2 PCT				
5 PCT				
10 PCT				
20 PCT				
50 PCT				

0 20 40 60 80 100

PERCENT

SUMMARY STATISTICS

TOTAL NUMBER OF SAMPLES	121
NUMBER OF ZERO VALUE SAMPLES	1
NUMBER OF NON-ZERO SAMPLES	120
ARITHMETIC MEAN	678.2083
VARIANCE	**********
STANDARD DEVIATION	1049.5127
SKEW	6.3729
EXCESS KURTOSIS	50.9216
COEFFICIENT OF VARIANCE, %	154.7478
STANDARD ERROR OF THE MEAN	95.8070
LOWER 95% LIMIT ON THE MEAN	488.5106
UPPER 95% LIMIT ON THE MEAN	867.9061
LOWER 95% LIMIT ON THE RANGE	-1399.8267
UPPER 95% LIMIT ON THE RANGE	2756.2434
GEOMETRIC MEAN	446.1950
LOG10 MEAN	2.6495
LOG10 VARIANCE	.1223
LOG10 STANDARD DEVIATION	.3497
STANDARD ERROR ON THE MEAN	.0319
LOWER 95% LIMIT ON THE MEAN	385.7635
UPPER 95% LIMIT ON THE MEAN	516.0934
LOWER 95% LIMIT ON THE RANGE	90.6076
UPPER 95% LIMIT ON THE RANGE	2197.2778
MINIMUM VALUE	90.0000
25TH PERCENTILE OR 1ST QUARTILE	250.0000
50TH PERCENTILE OR MEDIAN	385.0000
75TH PERCENTILE OR 3RD QUARTILE	725.0000
80TH PERCENTILE	890.0000
90TH PERCENTILE	1300.0000
95TH PERCENTILE	2600.0000
98TH PERCENTILE	3750.0000
99TH PERCENTILE	10000.0000
MAXIMUM VALUE	10000.0000

VARIABLE NAME: MN SMSM
UNIT OF MEASUREMENT: PPM
DATA SUBSET: SHLE

HISTOGRAM

		N	%	CUM %
1 PPM	I	1	.88	.88
2 PPM				
5 PPM				
10 PPM				
20 PPM				
50 PPM	XX	4	3.54	4.42
100 PPM	XXXXX	12	10.62	15.04
200 PPM	XXXXXXXXXXXXXXXXXXX	46	40.71	55.75
500 PPM	XXXXXXXXXXXXXXX	36	31.86	87.61
1000 PPM	XXXXXX	13	11.50	99.12
2000 PPM	I	1	.88	100.00
5000 PPM				
1 PCT				
2 PCT				
5 PCT				

0 20 40 60 80 100

PERCENT

SUMMARY STATISTICS

TOTAL NUMBER OF SAMPLES	113
NUMBER OF ZERO VALUE SAMPLES	1
NUMBER OF NON-ZERO SAMPLES	112
ARITHMETIC MEAN	590.8482
VARIANCE	**********
STANDARD DEVIATION	503.3656
SKEW	2.7478
EXCESS KURTOSIS	12.1486
COEFFICIENT OF VARIANCE, %	85.1937
STANDARD ERROR OF THE MEAN	47.5636
LOWER 95% LIMIT ON THE MEAN	496.5962
UPPER 95% LIMIT ON THE MEAN	685.1002
LOWER 95% LIMIT ON THE RANGE	-406.6212
UPPER 95% LIMIT ON THE RANGE	1588.3176
GEOMETRIC MEAN	445.3173
LOG10 MEAN	2.6487
LOG10 VARIANCE	.1096
LOG10 STANDARD DEVIATION	.3310
STANDARD ERROR ON THE MEAN	.0313
LOWER 95% LIMIT ON THE MEAN	386.0879
UPPER 95% LIMIT ON THE MEAN	513.6330
LOWER 95% LIMIT ON THE RANGE	98.3331
UPPER 95% LIMIT ON THE RANGE	2016.6922
MINIMUM VALUE	60.0000
25TH PERCENTILE OR 1ST QUARTILE	285.0000
50TH PERCENTILE OR MEDIAN	425.0000
75TH PERCENTILE OR 3RD QUARTILE	810.0000
80TH PERCENTILE	860.0000
90TH PERCENTILE	1130.0000
95TH PERCENTILE	1600.0000
98TH PERCENTILE	2000.0000
99TH PERCENTILE	3705.0000
MAXIMUM VALUE	3705.0000

VARIABLE NAME: MN SMSM
UNIT OF MEASUREMENT: PPM
DATA SUBSET: DORT

HISTOGRAM

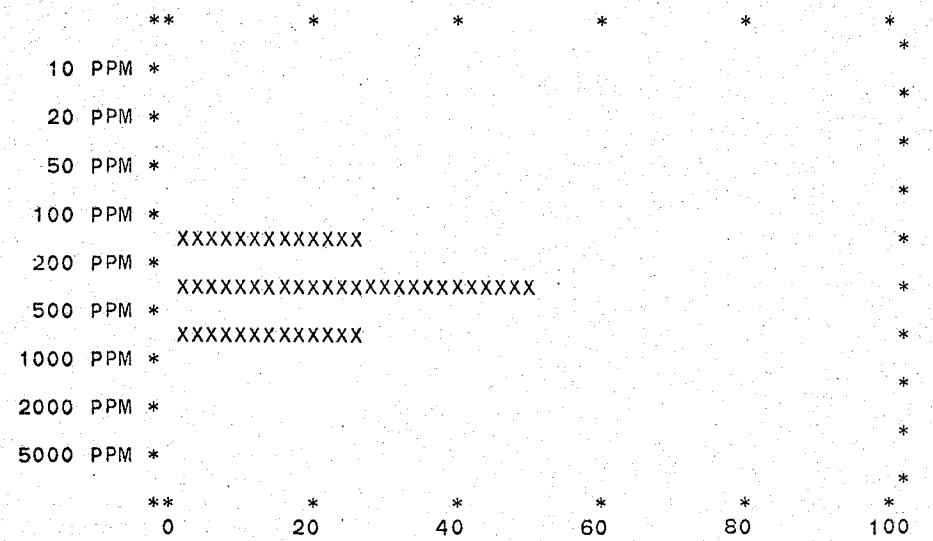

	N	%	CUM %
XXXXXXXXXXXX	2	25.00	25.00
XXXXXXXXXXXXXXXXXXXXXXXX	4	50.00	75.00
XXXXXXXXXXXX	2	25.00	100.00

SUMMARY STATISTICS

TOTAL NUMBER OF SAMPLES	8
NUMBER OF ZERO VALUE SAMPLES	0
NUMBER OF NON-ZERO SAMPLES	8
ARITHMETIC MEAN	386.8750
VARIANCE	49056.6964
STANDARD DEVIATION	221.4875
SKEW	1.0012
EXCESS KURTOSIS	.2364
COEFFICIENT OF VARIANCE, %	57.2504
STANDARD ERROR OF THE MEAN	78.3076
LOWER 95% LIMIT ON THE MEAN	206.2976
UPPER 95% LIMIT ON THE MEAN	567.4524
LOWER 95% LIMIT ON THE RANGE	-123.8751
UPPER 95% LIMIT ON THE RANGE	897.6251
GEOMETRIC MEAN	337.4012
LOG10 MEAN	2.5281
LOG10 VARIANCE	.0594
LOG10 STANDARD DEVIATION	.2437
STANDARD ERROR ON THE MEAN	.0862
LOWER 95% LIMIT ON THE MEAN	213.5401
UPPER 95% LIMIT ON THE MEAN	533.1065
LOWER 95% LIMIT ON THE RANGE	92.5189
UPPER 95% LIMIT ON THE RANGE	1230.4466

MINIMUM VALUE	150.0000
25TH PERCENTILE OR 1ST QUARTILE	235.0000
50TH PERCENTILE OR MEDIAN	390.0000
75TH PERCENTILE OR 3RD QUARTILE	525.0000
80TH PERCENTILE	525.0000
90TH PERCENTILE	840.0000
95TH PERCENTILE	840.0000
98TH PERCENTILE	840.0000
99TH PERCENTILE	840.0000
MAXIMUM VALUE	840.0000

REGIONAL STREAM SEDIMENT AND WATER GEOCHEMICAL RECONNAISSANCE DATA, YUKON TERRITORY 1977. GSC-OF 520, NGR 31-1977, NTS 116B,C,F,G

VARIABLE NAME	UNIT OF MEASUREMENT	DATA SUBSET
MN SMSM	PPM	BSLT

HISTOGRAM

		N	%	CUM %
	** * * * * *			
	XX *	1	3.85	3.85
10 PPM	*			
	*			
20 PPM	*			
	*			
50 PPM	*			
	*			
100 PPM	*			
	*			
200 PPM	*			
	XXXXXXXXXXXX *	6	23.08	26.92
500 PPM	*			
	XXXXXXXXXXXXXXXXXXXXXXXXX *	13	50.00	76.92
1000 PPM	*			
	XXXXXXXXXX *	5	19.23	96.15
2000 PPM	*			
	XX *	1	3.85	100.00
5000 PPM	*			
	*			
1 PCT	*			
	*			
2 PCT	*			
	*			
5 PCT	*			
	*			
	** * * * * *			
	0 20 40 60 80 100			

PERCENT

SUMMARY STATISTICS

TOTAL NUMBER OF SAMPLES	26
NUMBER OF ZERO VALUE SAMPLES	1
NUMBER OF NON-ZERO SAMPLES	25
ARITHMETIC MEAN	876.6000
VARIANCE	**********
STANDARD DEVIATION	536.0323
SKEW	1.6519
EXCESS KURTOSIS	3.0799
COEFFICIENT OF VARIANCE, %	61.1490
STANDARD ERROR OF THE MEAN	107.2065
LOWER 95% LIMIT ON THE MEAN	655.7547
UPPER 95% LIMIT ON THE MEAN	1097.4453
LOWER 95% LIMIT ON THE RANGE	-227.6266
UPPER 95% LIMIT ON THE RANGE	1980.8266
GEOMETRIC MEAN	752.3045
LOG10 MEAN	2.8764
LOG10 VARIANCE	.0586
LOG10 STANDARD DEVIATION	.2421
STANDARD ERROR ON THE MEAN	.0484
LOWER 95% LIMIT ON THE MEAN	597.9423
UPPER 95% LIMIT ON THE MEAN	946.5162
LOWER 95% LIMIT ON THE RANGE	238.6282
UPPER 95% LIMIT ON THE RANGE	2371.7316
MINIMUM VALUE	300.0000
25TH PERCENTILE OR 1ST QUARTILE	510.0000
50TH PERCENTILE OR MEDIAN	790.0000
75TH PERCENTILE OR 3RD QUARTILE	1080.0000
80TH PERCENTILE	1110.0000
90TH PERCENTILE	1500.0000
95TH PERCENTILE	2650.0000
98TH PERCENTILE	2650.0000
99TH PERCENTILE	2650.0000
MAXIMUM VALUE	2650.0000

VARIABLE NAME: MN SMSM
UNIT OF MEASUREMENT: PPM
DATA SUBSET: LMSN

HISTOGRAM

```
                                                          N      %    CUM %
      **        *         *         *         *         *
                                                        *
  1 PPM *                                               *
                                                        *
  2 PPM *                                               *
                                                        *
  5 PPM *                                               *
                                                        *
 10 PPM *                                               *
                                                        *
 20 PPM *                                               *
                                                        *
 50 PPM *                                               *
        XX                                              *    4   4.82   4.82
100 PPM *                                               *
        XXXXXXX                                         *   11  13.25  18.07
200 PPM *                                               *
        XXXXXXXXXXXXXXXXXXXXXXXXXXX                     *   44  53.01  71.08
500 PPM *                                               *
        XXXXXXXXXXXX                                    *   20  24.10  95.18
1000 PPM *                                              *
        XX                                              *    4   4.82 100.00
2000 PPM *                                              *
                                                        *
5000 PPM *                                              *
                                                        *
  1 PCT *                                               *
                                                        *
  2 PCT *                                               *
                                                        *
  5 PCT *                                               *
                                                        *
      **        *         *         *         *         *
       0        20        40        60        80       100
                              PERCENT
```

SUMMARY STATISTICS

TOTAL NUMBER OF SAMPLES	83
NUMBER OF ZERO VALUE SAMPLES	0
NUMBER OF NON-ZERO SAMPLES	83
ARITHMETIC MEAN	438.1325
VARIANCE	86809.5798
STANDARD DEVIATION	294.6347
SKEW	1.8026
EXCESS KURTOSIS	4.5974
COEFFICIENT OF VARIANCE, %	67.2478
STANDARD ERROR OF THE MEAN	32.3404
LOWER 95% LIMIT ON THE MEAN	373.7933
UPPER 95% LIMIT ON THE MEAN	502.4717
LOWER 95% LIMIT ON THE RANGE	-148.0254
UPPER 95% LIMIT ON THE RANGE	1024.2905
GEOMETRIC MEAN	358.8525
LOG10 MEAN	2.5549
LOG10 VARIANCE	.0796
LOG10 STANDARD DEVIATION	.2821
STANDARD ERROR ON THE MEAN	.0310
LOWER 95% LIMIT ON THE MEAN	311.3977
UPPER 95% LIMIT ON THE MEAN	413.5389
LOWER 95% LIMIT ON THE RANGE	98.5618
UPPER 95% LIMIT ON THE RANGE	1306.5414
MINIMUM VALUE	70.0000
25TH PERCENTILE OR 1ST QUARTILE	260.0000
50TH PERCENTILE OR MEDIAN	355.0000
75TH PERCENTILE OR 3RD QUARTILE	590.0000
80TH PERCENTILE	635.0000
90TH PERCENTILE	820.0000
95TH PERCENTILE	1100.0000
98TH PERCENTILE	1200.0000
99TH PERCENTILE	1800.0000
MAXIMUM VALUE	1800.0000

REGIONAL STREAM SEDIMENT AND WATER GEOCHEMICAL RECONNAISSANCE DATA, YUKON TERRITORY 1977. GSC-OF 520, NGR 31-1977, NTS 116B,C,F,G

VARIABLE NAME: MN SMSM
UNIT OF MEASUREMENT: PPM
DATA SUBSET: DLMT

HISTOGRAM

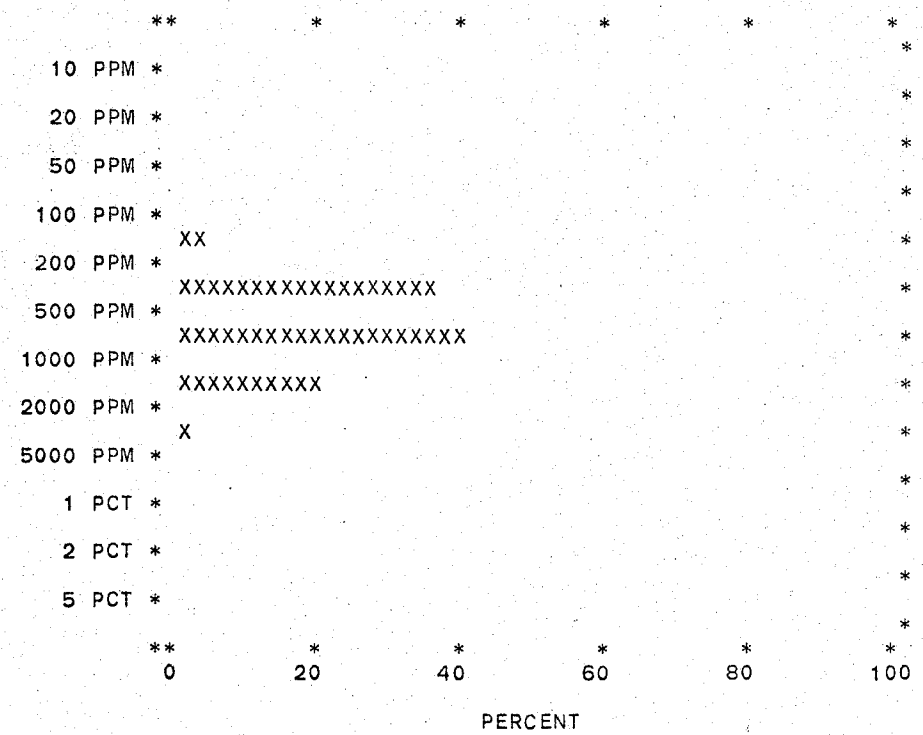

	N	%	CUM %
XX	3	3.75	3.75
XXXXXXXXXXXXXXXXX	28	35.00	38.75
XXXXXXXXXXXXXXXXXXX	32	40.00	78.75
XXXXXXXXXX	16	20.00	98.75
X	1	1.25	100.00

SUMMARY STATISTICS

TOTAL NUMBER OF SAMPLES	80
NUMBER OF ZERO VALUE SAMPLES	0
NUMBER OF NON-ZERO SAMPLES	80
ARITHMETIC MEAN	738.2500
VARIANCE	**********
STANDARD DEVIATION	475.1696
SKEW	1.6198
EXCESS KURTOSIS	3.1733
COEFFICIENT OF VARIANCE, %	64.3643
STANDARD ERROR OF THE MEAN	53.1256
LOWER 95% LIMIT ON THE MEAN	632.5089
UPPER 95% LIMIT ON THE MEAN	843.9911
LOWER 95% LIMIT ON THE RANGE	-207.5276
UPPER 95% LIMIT ON THE RANGE	1684.0276
GEOMETRIC MEAN	619.3233
LOG10 MEAN	2.7919
LOG10 VARIANCE	.0657
LOG10 STANDARD DEVIATION	.2563
STANDARD ERROR ON THE MEAN	.0287
LOWER 95% LIMIT ON THE MEAN	543.0957
UPPER 95% LIMIT ON THE MEAN	706.2500
LOWER 95% LIMIT ON THE RANGE	191.3052
UPPER 95% LIMIT ON THE RANGE	2004.9707

MINIMUM VALUE	190.0000
25TH PERCENTILE OR 1ST QUARTILE	410.0000
50TH PERCENTILE OR MEDIAN	600.0000
75TH PERCENTILE OR 3RD QUARTILE	945.0000
80TH PERCENTILE	1050.0000
90TH PERCENTILE	1500.0000
95TH PERCENTILE	1850.0000
98TH PERCENTILE	1900.0000
99TH PERCENTILE	2750.0000
MAXIMUM VALUE	2750.0000

VARIABLE NAME	UNIT OF MEASUREMENT	DATA SUBSET
MN SMSM	PPM	SYNT

HISTOGRAM

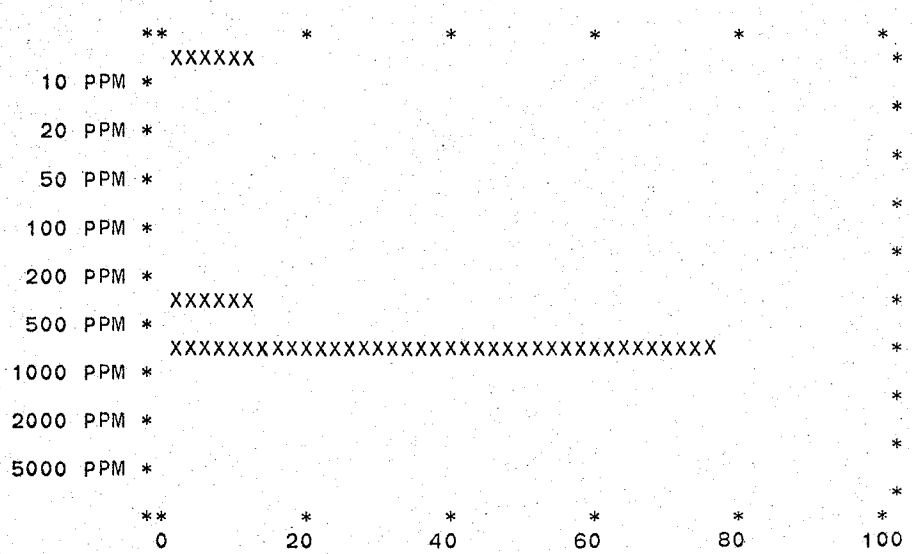

	N	%	CUM %
XXXXXX	1	12.50	12.50
XXXXXX	1	12.50	25.00
XXXXXXXXXXXXXXXXXXXXXXXXXXXXXXXXXXXXXX	6	75.00	100.00

SUMMARY STATISTICS

TOTAL NUMBER OF SAMPLES	8
NUMBER OF ZERO VALUE SAMPLES	1
NUMBER OF NON-ZERO SAMPLES	7
ARITHMETIC MEAN	659.2857
VARIANCE	30653.5714
STANDARD DEVIATION	175.0816
SKEW	.2086
EXCESS KURTOSIS	-1.2019
COEFFICIENT OF VARIANCE, %	26.5563
STANDARD ERROR OF THE MEAN	66.1746
LOWER 95% LIMIT ON THE MEAN	502.7827
UPPER 95% LIMIT ON THE MEAN	815.7887
LOWER 95% LIMIT ON THE RANGE	245.2177
UPPER 95% LIMIT ON THE RANGE	1073.3537
GEOMETRIC MEAN	639.2668
LOG10 MEAN	2.8057
LOG10 VARIANCE	.0137
LOG10 STANDARD DEVIATION	.1173
STANDARD ERROR ON THE MEAN	.0443
LOWER 95% LIMIT ON THE MEAN	502.1882
UPPER 95% LIMIT ON THE MEAN	813.7627
LOWER 95% LIMIT ON THE RANGE	337.5717
UPPER 95% LIMIT ON THE RANGE	1210.5933
MINIMUM VALUE	430.0000
25TH PERCENTILE OR 1ST QUARTILE	590.0000
50TH PERCENTILE OR MEDIAN	610.0000
75TH PERCENTILE OR 3RD QUARTILE	820.0000
80TH PERCENTILE	920.0000
90TH PERCENTILE	920.0000
95TH PERCENTILE	920.0000
98TH PERCENTILE	920.0000
99TH PERCENTILE	920.0000
MAXIMUM VALUE	920.0000

VARIABLE NAME: MN SMSM
UNIT OF MEASUREMENT: PPM
DATA SUBSET: GLCM

HISTOGRAM



	N	%	CUM %
1 PPM	1	1.04	1.04
2 PPM			
5 PPM			
10 PPM			
20 PPM			
50 PPM	1	1.04	2.08
100 PPM			
200 PPM	6	6.25	8.33
500 PPM	42	43.75	52.08
1000 PPM	26	27.08	79.17
2000 PPM	16	16.67	95.83
5000 PPM	2	2.08	97.92
1 PCT	1	1.04	98.96
2 PCT	1	1.04	100.00
5 PCT			
10 PCT			
20 PCT			
50 PCT			

SUMMARY STATISTICS

TOTAL NUMBER OF SAMPLES	96
NUMBER OF ZERO VALUE SAMPLES	1
NUMBER OF NON-ZERO SAMPLES	95
ARITHMETIC MEAN	883.7895
VARIANCE	**********
STANDARD DEVIATION	1482.4629
SKEW	6.3057
EXCESS KURTOSIS	46.3339
COEFFICIENT OF VARIANCE, %	167.7394
STANDARD ERROR OF THE MEAN	152.0975
LOWER 95% LIMIT ON THE MEAN	581.7847
UPPER 95% LIMIT ON THE MEAN	1185.7942
LOWER 95% LIMIT ON THE RANGE	-2059.7888
UPPER 95% LIMIT ON THE RANGE	3827.3677
GEOMETRIC MEAN	568.9218
LOG10 MEAN	2.7551
LOG10 VARIANCE	.1275
LOG10 STANDARD DEVIATION	.3570
STANDARD ERROR ON THE MEAN	.0366
LOWER 95% LIMIT ON THE MEAN	481.1907
UPPER 95% LIMIT ON THE MEAN	672.6480
LOWER 95% LIMIT ON THE RANGE	111.2030
UPPER 95% LIMIT ON THE RANGE	2910.6402
MINIMUM VALUE	70.0000
25TH PERCENTILE OR 1ST QUARTILE	340.0000
50TH PERCENTILE OR MEDIAN	495.0000
75TH PERCENTILE OR 3RD QUARTILE	1000.0000
80TH PERCENTILE	1100.0000
90TH PERCENTILE	1600.0000
95TH PERCENTILE	1900.0000
98TH PERCENTILE	5350.0000
99TH PERCENTILE	13000.0000
MAXIMUM VALUE	13000.0000

VARIABLE NAME: MN SMSM
UNIT OF MEASUREMENT: PPM
DATA SUBSET: BEXV

HISTOGRAM



	N	%	CUM %
XXXXX	1	9.09	9.09
XXXXXXXXXXXXXX	3	27.27	36.36
XXXXXXXXXXXXXXXXXXXXXXXXXXXXXXXX	7	63.64	100.00

SUMMARY STATISTICS

TOTAL NUMBER OF SAMPLES	11
NUMBER OF ZERO VALUE SAMPLES	1
NUMBER OF NON-ZERO SAMPLES	10
ARITHMETIC MEAN	578.5000
VARIANCE	22889.1667
STANDARD DEVIATION	151.2917
SKEW	-.4846
EXCESS KURTOSIS	-1.0269
COEFFICIENT OF VARIANCE, %	26.1524
STANDARD ERROR OF THE MEAN	47.8426
LOWER 95% LIMIT ON THE MEAN	471.9066
UPPER 95% LIMIT ON THE MEAN	685.0934
LOWER 95% LIMIT ON THE RANGE	241.4222
UPPER 95% LIMIT ON THE RANGE	915.5778
GEOMETRIC MEAN	558.1939
LOG10 MEAN	2.7468
LOG10 VARIANCE	.0162
LOG10 STANDARD DEVIATION	.1272
STANDARD ERROR ON THE MEAN	.0402
LOWER 95% LIMIT ON THE MEAN	454.0785
UPPER 95% LIMIT ON THE MEAN	686.1819
LOWER 95% LIMIT ON THE RANGE	290.5853
UPPER 95% LIMIT ON THE RANGE	1072.2511
MINIMUM VALUE	320.0000
25TH PERCENTILE OR 1ST QUARTILE	440.0000
50TH PERCENTILE OR MEDIAN	620.0000
75TH PERCENTILE OR 3RD QUARTILE	675.0000
80TH PERCENTILE	745.0000
90TH PERCENTILE	765.0000
95TH PERCENTILE	765.0000
98TH PERCENTILE	765.0000
99TH PERCENTILE	765.0000
MAXIMUM VALUE	765.0000

VARIABLE NAME	UNIT OF MEASUREMENT	DATA SUBSET
MN SMSM	PPM	SCST

HISTOGRAM

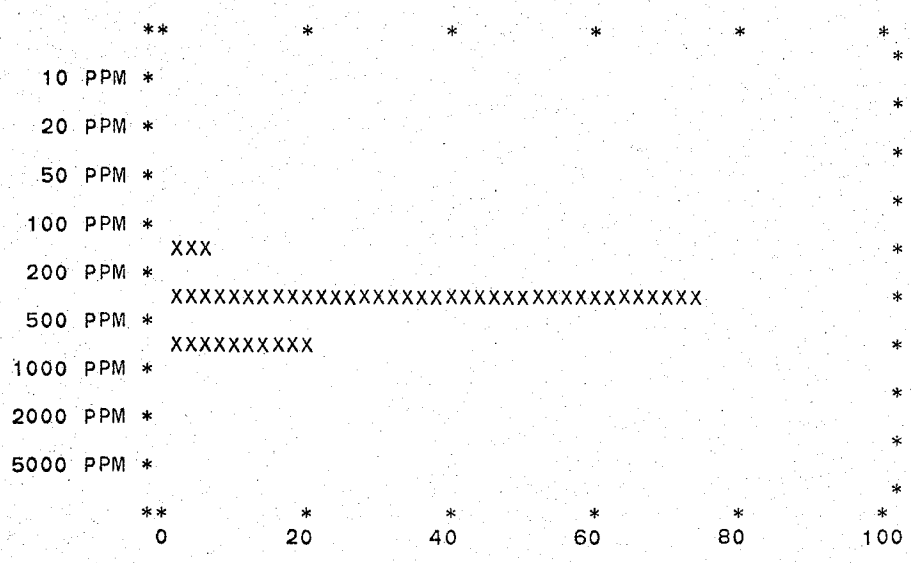

	N	%	CUM %
XXX	3	5.17	5.17
XXXXXXXXXXXXXXXXXXXXXXXXXXXXXXXXXXXX	43	74.14	79.31
XXXXXXXXXX	12	20.69	100.00

SUMMARY STATISTICS

TOTAL NUMBER OF SAMPLES	58
NUMBER OF ZERO VALUE SAMPLES	0
NUMBER OF NON-ZERO SAMPLES	58
ARITHMETIC MEAN	436.7241
VARIANCE	19511.8875
STANDARD DEVIATION	139.6850
SKEW	.3683
EXCESS KURTOSIS	.8059
COEFFICIENT OF VARIANCE, %	31.9847
STANDARD ERROR OF THE MEAN	18.3415
LOWER 95% LIMIT ON THE MEAN	400.0117
UPPER 95% LIMIT ON THE MEAN	473.4366
LOWER 95% LIMIT ON THE RANGE	157.1307
UPPER 95% LIMIT ON THE RANGE	716.3175
GEOMETRIC MEAN	411.8506
LOG10 MEAN	2.6147
LOG10 VARIANCE	.0258
LOG10 STANDARD DEVIATION	.1607
STANDARD ERROR ON THE MEAN	.0211
LOWER 95% LIMIT ON THE MEAN	373.6776
UPPER 95% LIMIT ON THE MEAN	453.9233
LOWER 95% LIMIT ON THE RANGE	196.3490
UPPER 95% LIMIT ON THE RANGE	863.8746
MINIMUM VALUE	115.0000
25TH PERCENTILE OR 1ST QUARTILE	370.0000
50TH PERCENTILE OR MEDIAN	425.0000
75TH PERCENTILE OR 3RD QUARTILE	485.0000
80TH PERCENTILE	505.0000
90TH PERCENTILE	610.0000
95TH PERCENTILE	740.0000
98TH PERCENTILE	795.0000
99TH PERCENTILE	795.0000
MAXIMUM VALUE	795.0000

REGIONAL STREAM SEDIMENT AND WATER GEOCHEMICAL RECONNAISSANCE DATA, YUKON TERRITORY 1977. GSC-OF 520, NGR 31-1977, NTS 116B,C,F,G

VARIABLE NAME	UNIT OF MEASUREMENT	DATA SUBSET
MN SMSM	PPM	GRNS

HISTOGRAM

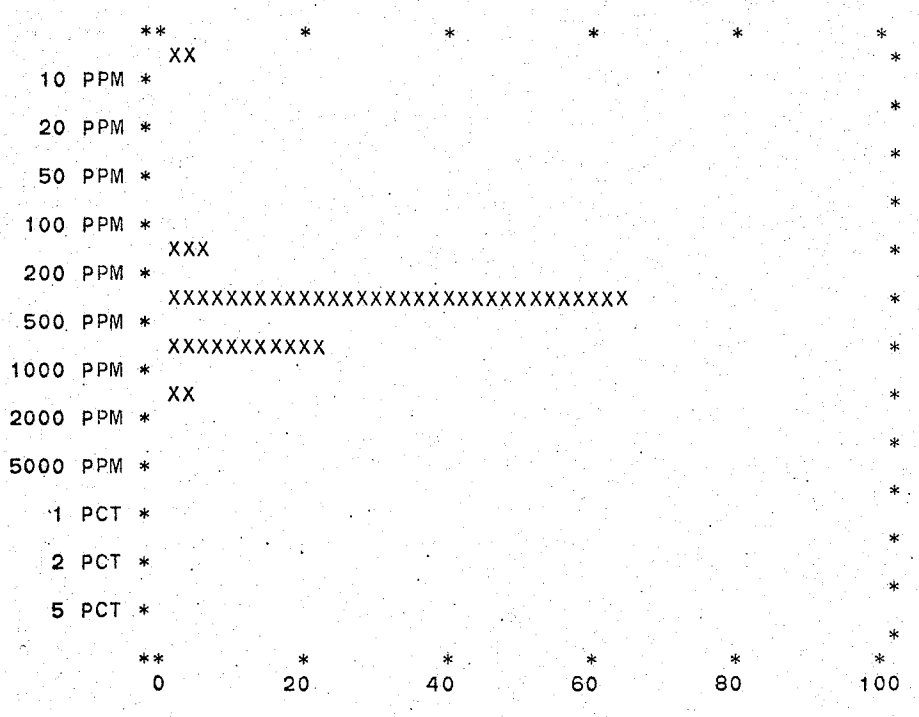

	N	%	CUM %
10 PPM	1	3.23	3.23
20 PPM			
50 PPM			
100 PPM			
200 PPM	2	6.45	9.68
500 PPM	20	64.52	74.19
1000 PPM	7	22.58	96.77
2000 PPM	1	3.23	100.00
5000 PPM			
1 PCT			
2 PCT			
5 PCT			

SUMMARY STATISTICS

TOTAL NUMBER OF SAMPLES	31
NUMBER OF ZERO VALUE SAMPLES	1
NUMBER OF NON-ZERO SAMPLES	30
ARITHMETIC MEAN	481.8333
VARIANCE	70961.1782
STANDARD DEVIATION	266.3854
SKEW	2.0007
EXCESS KURTOSIS	5.2159
COEFFICIENT OF VARIANCE, %	55.2858
STANDARD ERROR OF THE MEAN	48.6351
LOWER 95% LIMIT ON THE MEAN	382.5205
UPPER 95% LIMIT ON THE MEAN	581.1462
LOWER 95% LIMIT ON THE RANGE	-62.1256
UPPER 95% LIMIT ON THE RANGE	1025.7923
GEOMETRIC MEAN	427.9501
LOG10 MEAN	2.6314
LOG10 VARIANCE	.0443
LOG10 STANDARD DEVIATION	.2104
STANDARD ERROR ON THE MEAN	.0384
LOWER 95% LIMIT ON THE MEAN	357.2436
UPPER 95% LIMIT ON THE MEAN	512.6511
LOWER 95% LIMIT ON THE RANGE	159.1555
UPPER 95% LIMIT ON THE RANGE	1150.7071

MINIMUM VALUE	160.0000
25TH PERCENTILE OR 1ST QUARTILE	325.0000
50TH PERCENTILE OR MEDIAN	415.0000
75TH PERCENTILE OR 3RD QUARTILE	605.0000
80TH PERCENTILE	700.0000
90TH PERCENTILE	825.0000
95TH PERCENTILE	895.0000
98TH PERCENTILE	1500.0000
99TH PERCENTILE	1500.0000
MAXIMUM VALUE	1500.0000

VARIABLE NAME	UNIT OF MEASUREMENT	DATA SUBSET
MN SMSM	PPM	BGNS

HISTOGRAM

		N	%	CUM %
10 PPM				
20 PPM				
50 PPM				
100 PPM				
200 PPM	XXXXXXXXXXXXXXXXXXXXXXXXXXXXXXXXXXXXXXXXXX	5	83.33	83.33
500 PPM	XXXXXXXX	1	16.67	100.00
1000 PPM				
2000 PPM				
5000 PPM				

0 20 40 60 80 100

PERCENT

SUMMARY STATISTICS

TOTAL NUMBER OF SAMPLES	6
NUMBER OF ZERO VALUE SAMPLES	0
NUMBER OF NON-ZERO SAMPLES	6
ARITHMETIC MEAN	449.1667
VARIANCE	45394.1667
STANDARD DEVIATION	213.0591
SKEW	1.5148
EXCESS KURTOSIS	.8089
COEFFICIENT OF VARIANCE, %	47.4343
STANDARD ERROR OF THE MEAN	86.9810
LOWER 95% LIMIT ON THE MEAN	236.3242
UPPER 95% LIMIT ON THE MEAN	662.0092
LOWER 95% LIMIT ON THE RANGE	-72.1889
UPPER 95% LIMIT ON THE RANGE	970.5222
GEOMETRIC MEAN	417.4082
LOG10 MEAN	2.6206
LOG10 VARIANCE	.0296
LOG10 STANDARD DEVIATION	.1721
STANDARD ERROR ON THE MEAN	.0702
LOWER 95% LIMIT ON THE MEAN	280.9768
UPPER 95% LIMIT ON THE MEAN	620.0852
LOWER 95% LIMIT ON THE RANGE	158.3131
UPPER 95% LIMIT ON THE RANGE	1100.5376
MINIMUM VALUE	260.0000
25TH PERCENTILE OR 1ST QUARTILE	375.0000
50TH PERCENTILE OR MEDIAN	395.0000
75TH PERCENTILE OR 3RD QUARTILE	410.0000
80TH PERCENTILE	870.0000
90TH PERCENTILE	870.0000
95TH PERCENTILE	870.0000
98TH PERCENTILE	870.0000
99TH PERCENTILE	870.0000
MAXIMUM VALUE	870.0000

VARIABLE NAME	UNIT OF MEASUREMENT	DATA SUBSET
MN SMSM	PPM	GRDR

HISTOGRAM

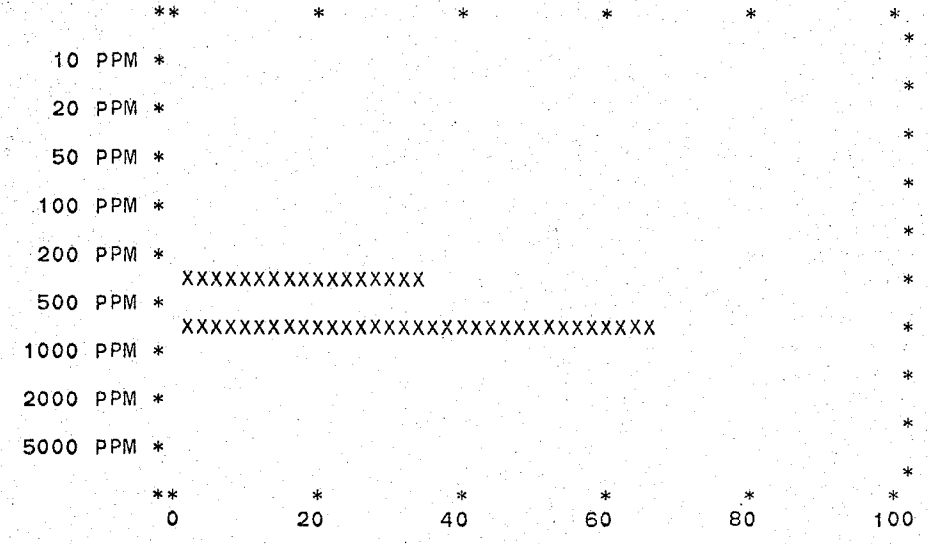

	N	%	CUM %
XXXXXXXXXXXXXXXX	1	33.33	33.33
XXXXXXXXXXXXXXXXXXXXXXXXXXXXXXXX	2	66.67	100.00

SUMMARY STATISTICS

TOTAL NUMBER OF SAMPLES	3
NUMBER OF ZERO VALUE SAMPLES	0
NUMBER OF NON-ZERO SAMPLES	3
ARITHMETIC MEAN	588.3333
VARIANCE	23158.3333
STANDARD DEVIATION	152.1786
SKEW	.5648
EXCESS KURTOSIS	-1.5000
COEFFICIENT OF VARIANCE, %	25.8661
STANDARD ERROR OF THE MEAN	87.8604
LOWER 95% LIMIT ON THE MEAN	308.7616
UPPER 95% LIMIT ON THE MEAN	867.9050
LOWER 95% LIMIT ON THE RANGE	104.1010
UPPER 95% LIMIT ON THE RANGE	1072.5657
GEOMETRIC MEAN	575.9990
LOG10 MEAN	2.7604
LOG10 VARIANCE	.0117
LOG10 STANDARD DEVIATION	.1080
STANDARD ERROR ON THE MEAN	.0623
LOWER 95% LIMIT ON THE MEAN	364.7794
UPPER 95% LIMIT ON THE MEAN	909.5219
LOWER 95% LIMIT ON THE RANGE	261.0945
UPPER 95% LIMIT ON THE RANGE	1270.7080
MINIMUM VALUE	470.0000
25TH PERCENTILE OR 1ST QUARTILE	535.0000
50TH PERCENTILE OR MEDIAN	535.0000
75TH PERCENTILE OR 3RD QUARTILE	760.0000
80TH PERCENTILE	760.0000
90TH PERCENTILE	760.0000
95TH PERCENTILE	760.0000
98TH PERCENTILE	760.0000
99TH PERCENTILE	760.0000
MAXIMUM VALUE	760.0000

VARIABLE NAME	UNIT OF MEASUREMENT	DATA SUBSET
MN SMSM	PPM	UMFC

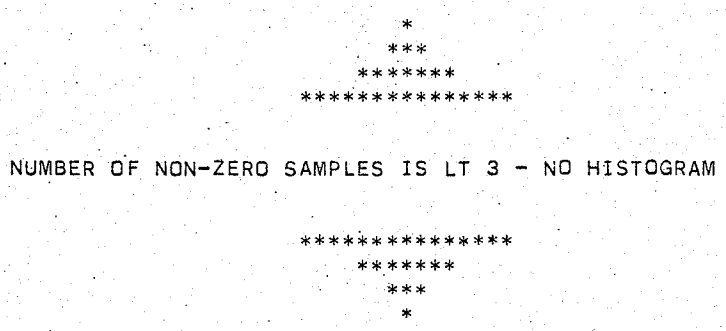

NUMBER OF NON-ZERO SAMPLES IS LT 3 - NO HISTOGRAM

SUMMARY STATISTICS

TOTAL NUMBER OF SAMPLES	1
NUMBER OF ZERO VALUE SAMPLES	0
NUMBER OF NON-ZERO SAMPLES	1
ARITHMETIC MEAN	580.0000
VARIANCE	.0000
STANDARD DEVIATION	.0000
SKEW	.0000
EXCESS KURTOSIS	.0000
COEFFICIENT OF VARIANCE, %	.0000
STANDARD ERROR OF THE MEAN	.0000
LOWER 95% LIMIT ON THE MEAN	580.0000
UPPER 95% LIMIT ON THE MEAN	580.0000
LOWER 95% LIMIT ON THE RANGE	580.0000
UPPER 95% LIMIT ON THE RANGE	580.0000
GEOMETRIC MEAN	580.0000
LOG10 MEAN	2.7634
LOG10 VARIANCE	.0000
LOG10 STANDARD DEVIATION	.0000
STANDARD ERROR ON THE MEAN	.0000
LOWER 95% LIMIT ON THE MEAN	580.0000
UPPER 95% LIMIT ON THE MEAN	580.0000
LOWER 95% LIMIT ON THE RANGE	580.0000
UPPER 95% LIMIT ON THE RANGE	580.0000
MINIMUM VALUE	580.0000
25TH PERCENTILE OR 1ST QUARTILE	580.0000
50TH PERCENTILE OR MEDIAN	580.0000
75TH PERCENTILE OR 3RD QUARTILE	580.0000
80TH PERCENTILE	580.0000
90TH PERCENTILE	580.0000
95TH PERCENTILE	580.0000
98TH PERCENTILE	580.0000
99TH PERCENTILE	580.0000
MAXIMUM VALUE	580.0000

VARIABLE NAME: MN SMSM | UNIT OF MEASUREMENT: PPM | DATA SUBSET: UKNN

HISTOGRAM



	N	%	CUM %
1 PPM	6	.99	.99
2 PPM			
5 PPM			
10 PPM			
20 PPM	1	.16	1.15
50 PPM	8	1.31	2.46
100 PPM	51	8.37	10.84
200 PPM	165	27.09	37.93
500 PPM	271	44.50	82.43
1000 PPM	70	11.49	93.92
2000 PPM	27	4.43	98.36
5000 PPM	6	.99	99.34
1 PCT	2	.33	99.67
2 PCT			
5 PCT			
10 PCT	2	.33	100.00
20 PCT			
50 PCT			

SUMMARY STATISTICS

TOTAL NUMBER OF SAMPLES	609
NUMBER OF ZERO VALUE SAMPLES	6
NUMBER OF NON-ZERO SAMPLES	603
ARITHMETIC MEAN	592.8856
VARIANCE	**********
STANDARD DEVIATION	3844.8916
SKEW	17.3106
EXCESS KURTOSIS	307.4645
COEFFICIENT OF VARIANCE, %	648.5048
STANDARD ERROR OF THE MEAN	156.5761
LOWER 95% LIMIT ON THE MEAN	285.3725
UPPER 95% LIMIT ON THE MEAN	900.3987
LOWER 95% LIMIT ON THE RANGE	-6958.4238
UPPER 95% LIMIT ON THE RANGE	8144.1950
GEOMETRIC MEAN	264.6780
LOG10 MEAN	2.4227
LOG10 VARIANCE	.1372
LOG10 STANDARD DEVIATION	.3704
STANDARD ERROR ON THE MEAN	.0151
LOWER 95% LIMIT ON THE MEAN	247.2271
UPPER 95% LIMIT ON THE MEAN	283.3608
LOWER 95% LIMIT ON THE RANGE	49.5817
UPPER 95% LIMIT ON THE RANGE	1412.9098
MINIMUM VALUE	20.0000
25TH PERCENTILE OR 1ST QUARTILE	155.0000
50TH PERCENTILE OR MEDIAN	250.0000
75TH PERCENTILE OR 3RD QUARTILE	410.0000
80TH PERCENTILE	460.0000
90TH PERCENTILE	760.0000
95TH PERCENTILE	1100.0000
98TH PERCENTILE	1800.0000
99TH PERCENTILE	3250.0000
MAXIMUM VALUE	75000.0000

SUMMARY STATISTICS

SUBSET	VARIABLE		UNITS	N	ARITH MEAN	STD DEV	CV %	SKEW	EXCESS KURT	95% LIMITS ON MEAN		GEOM MEAN	LOG 10 MEAN	STD DEV	95% LIMITS ON MEAN	
QRTZ	MN	SMSM	PPM	337	614.	399.	65.0	2.52	9.24	572.	657.	528.	2.7225	.2304	499.	559.
SLSN	MN	SMSM	PPM	11	537.	285.	53.1	1.93	3.08	348.	726.	489.	2.6895	.1848	369.	649.
SNDS	MN	SMSM	PPM	122	.111E+04	.267E+04	240.6	6.52	44.62	630.	.159E+04	620.	2.7921	.3722	531.	722.
ARGL	MN	SMSM	PPM	120	678.	.105E+04	154.7	6.37	50.92	489.	868.	446.	2.6495	.3497	386.	516.
SHLE	MN	SMSM	PPM	112	591.	503.	85.2	2.75	12.15	497.	685.	445.	2.6487	.3310	386.	514.
DORT	MN	SMSM	PPM	8	387.	221.	57.3	1.00	.24	206.	567.	337.	2.5281	.2437	214.	533.
BSLT	MN	SMSM	PPM	25	877.	536.	61.1	1.65	3.08	656.	.110E+04	752.	2.8764	.2421	598.	947.
LMSN	MN	SMSM	PPM	83	438.	295.	67.2	1.80	4.60	374.	502.	359.	2.5549	.2821	311.	414.
DLMT	MN	SMSM	PPM	80	738.	475.	64.4	1.62	3.17	633.	844.	619.	2.7919	.2563	543.	706.
SYNT	MN	SMSM	PPM	7	659.	175.	26.6	.21	-1.20	503.	816.	639.	2.8057	.1173	502.	814.
GLCM	MN	SMSM	PPM	95	884.	.148E+04	167.7	6.31	46.33	582.	.119E+04	569.	2.7551	.3570	481.	673.
BEXV	MN	SMSM	PPM	10	579.	151.	26.2	-.48	-1.03	472.	685.	558.	2.7468	.1272	454.	686.
SCST	MN	SMSM	PPM	58	437.	140.	32.0	.37	.81	400.	473.	412.	2.6147	.1607	374.	454.
GRNS	MN	SMSM	PPM	30	482.	266.	55.3	2.00	5.22	383.	581.	428.	2.6314	.2104	357.	513.
BGNS	MN	SMSM	PPM	6	449.	213.	47.4	1.51	.81	236.	662.	417.	2.6206	.1721	281.	620.
GRDR	MN	SMSM	PPM	3	588.	152.	25.9	.56	-1.50	309.	868.	576.	2.7604	.1080	365.	910.
UMFC	MN	SMSM	PPM	1	580.	.100E-05	.0	.00	.00	580.	580.	580.	2.7634	.0000	580.	580.
UKNN	MN	SMSM	PPM	603	593.	.384E+04	648.5	17.31	307.46	285.	900.	265.	2.4227	.3704	247.	283.

SUBSET	VARIABLE		UNITS	N	MIN VALUE	PERCENTILE 25TH	50TH	75TH	80TH	90TH	95TH	98TH	99TH	MAX VALUE
QRTZ	MN	SMSM	PPM	337	115.000	380.000	495.000	700.000	770.000	1100.000	1500.000	1900.000	2050.000	3350.000
SLSN	MN	SMSM	PPM	11	290.000	380.000	460.000	630.000	660.000	1310.000	1310.000	1310.000	1310.000	1310.000
SNDS	MN	SMSM	PPM	122	90.000	375.000	650.000	920.000	1020.000	1410.000	2200.000	15400.000	23000.000	23000.000
ARGL	MN	SMSM	PPM	120	90.000	250.000	385.000	725.000	890.000	1300.000	2600.000	3750.000	10000.000	10000.000
SHLE	MN	SMSM	PPM	112	60.000	285.000	425.000	810.000	860.000	1130.000	1600.000	2000.000	3705.000	3705.000
DORT	MN	SMSM	PPM	8	150.000	235.000	390.000	525.000	525.000	840.000	840.000	840.000	840.000	840.000
BSLT	MN	SMSM	PPM	25	300.000	510.000	790.000	1080.000	1110.000	1500.000	2650.000	2650.000	2650.000	2650.000
LMSN	MN	SMSM	PPM	83	70.000	260.000	355.000	590.000	635.000	820.000	1100.000	1200.000	1800.000	1800.000
DLMT	MN	SMSM	PPM	80	190.000	410.000	600.000	945.000	1050.000	1500.000	1850.000	1900.000	2750.000	2750.000
SYNT	MN	SMSM	PPM	7	430.000	590.000	610.000	820.000	920.000	920.000	920.000	920.000	920.000	920.000
GLCM	MN	SMSM	PPM	95	70.000	340.000	495.000	1000.000	1100.000	1600.000	1900.000	5350.000	13000.000	13000.000
BEXV	MN	SMSM	PPM	10	320.000	440.000	620.000	675.000	745.000	765.000	765.000	765.000	765.000	765.000
SCST	MN	SMSM	PPM	58	115.000	370.000	425.000	485.000	505.000	610.000	740.000	795.000	795.000	795.000
GRNS	MN	SMSM	PPM	30	160.000	325.000	415.000	605.000	700.000	825.000	895.000	1500.000	1500.000	1500.000
BGNS	MN	SMSM	PPM	6	260.000	375.000	395.000	410.000	870.000	870.000	870.000	870.000	870.000	870.000
GRDR	MN	SMSM	PPM	3	470.000	535.000	535.000	760.000	760.000	760.000	760.000	760.000	760.000	760.000
UMFC	MN	SMSM	PPM	1	580.000	580.000	580.000	580.000	580.000	580.000	580.000	580.000	580.000	580.000
UKNN	MN	SMSM	PPM	603	20.000	155.000	250.000	410.000	460.000	760.000	1100.000	1800.000	3250.000	75000.000

VARIABLE NAME	UNIT OF MEASUREMENT	DATA SUBSET
FE SMSM	PCT	QRTZ

HISTOGRAM

		N	%	CUM %
100 PPM	X	10	2.88	2.88
200 PPM				
500 PPM				
1000 PPM				
2000 PPM				
5000 PPM				
1 PCT	I	3	.86	3.75
2 PCT	XXXXXXXXXXXXX	93	26.80	30.55
5 PCT	XXXXXXXXXXXXXXXXXXXXXXXXXXXXXXXXX	232	66.86	97.41
10 PCT	X	9	2.59	100.00
20 PCT				
50 PCT				

0 20 40 60 80 100

PERCENT

SUMMARY STATISTICS

TOTAL NUMBER OF SAMPLES	347
NUMBER OF ZERO VALUE SAMPLES	10
NUMBER OF NON-ZERO SAMPLES	337
ARITHMETIC MEAN	2.6280
VARIANCE	.9465
STANDARD DEVIATION	.9729
SKEW	1.7761
EXCESS KURTOSIS	4.9985
COEFFICIENT OF VARIANCE, %	37.0201
STANDARD ERROR OF THE MEAN	.0530
LOWER 95% LIMIT ON THE MEAN	2.5238
UPPER 95% LIMIT ON THE MEAN	2.7323
LOWER 95% LIMIT ON THE RANGE	.7141
UPPER 95% LIMIT ON THE RANGE	4.5420
GEOMETRIC MEAN	2.4816
LOG10 MEAN	.3947
LOG10 VARIANCE	.0206
LOG10 STANDARD DEVIATION	.1437
STANDARD ERROR ON THE MEAN	.0078
LOWER 95% LIMIT ON THE MEAN	2.3952
UPPER 95% LIMIT ON THE MEAN	2.5711
LOWER 95% LIMIT ON THE RANGE	1.2945
UPPER 95% LIMIT ON THE RANGE	4.7571
MINIMUM VALUE	.8000
25TH PERCENTILE OR 1ST QUARTILE	2.0000
50TH PERCENTILE OR MEDIAN	2.4000
75TH PERCENTILE OR 3RD QUARTILE	3.0000
80TH PERCENTILE	3.2000
90TH PERCENTILE	3.9500
95TH PERCENTILE	4.5000
98TH PERCENTILE	5.2000
99TH PERCENTILE	6.5000
MAXIMUM VALUE	8.1000

REGIONAL STREAM SEDIMENT AND WATER GEOCHEMICAL RECONNAISSANCE DATA, YUKON TERRITORY 1977. GSC-OF 520, NGR 31-1977, NTS 116B,C,F,G

VARIABLE NAME	UNIT OF MEASUREMENT	DATA SUBSET
FE SMSM	PCT	SLSN

HISTOGRAM

```
                                                                  N     %   CUM %
        **        *        *        *        *        *
                                                      *
1000 PPM *
                                                      *
2000 PPM *
                                                      *
5000 PPM *
                                                      *
   1 PCT *
          XXXXX                                       *    1   9.09   9.09
   2 PCT *
          XXXXXXXXXXXXXXXXXXXXXXXXXXXXXXXXXXXXXXXXXXX  *   10  90.91 100.00
   5 PCT *
                                                      *
  10 PCT *
                                                      *
  20 PCT *
                                                      *
  50 PCT *
                                                      *
        **        *        *        *        *        *
         0       20       40       60       80      100
                          PERCENT
```

SUMMARY STATISTICS

TOTAL NUMBER OF SAMPLES	11
NUMBER OF ZERO VALUE SAMPLES	0
NUMBER OF NON-ZERO SAMPLES	11
ARITHMETIC MEAN	3.2136
VARIANCE	.5575
STANDARD DEVIATION	.7467
SKEW	-.3833
EXCESS KURTOSIS	-.7460
COEFFICIENT OF VARIANCE, %	23.2350
STANDARD ERROR OF THE MEAN	.2251
LOWER 95% LIMIT ON THE MEAN	2.7181
UPPER 95% LIMIT ON THE MEAN	3.7092
LOWER 95% LIMIT ON THE RANGE	1.5702
UPPER 95% LIMIT ON THE RANGE	4.8571
GEOMETRIC MEAN	3.1262
LOG10 MEAN	.4950
LOG10 VARIANCE	.0122
LOG10 STANDARD DEVIATION	.1104
STANDARD ERROR ON THE MEAN	.0333
LOWER 95% LIMIT ON THE MEAN	2.6410
UPPER 95% LIMIT ON THE MEAN	3.7007
LOWER 95% LIMIT ON THE RANGE	1.7867
UPPER 95% LIMIT ON THE RANGE	5.4700
MINIMUM VALUE	1.9500
25TH PERCENTILE OR 1ST QUARTILE	2.8000
50TH PERCENTILE OR MEDIAN	3.4500
75TH PERCENTILE OR 3RD QUARTILE	3.6500
80TH PERCENTILE	3.8000
90TH PERCENTILE	4.4000
95TH PERCENTILE	4.4000
98TH PERCENTILE	4.4000
99TH PERCENTILE	4.4000
MAXIMUM VALUE	4.4000

VARIABLE NAME: FE SMSM
UNIT OF MEASUREMENT: PCT
DATA SUBSET: SNDS

HISTOGRAM

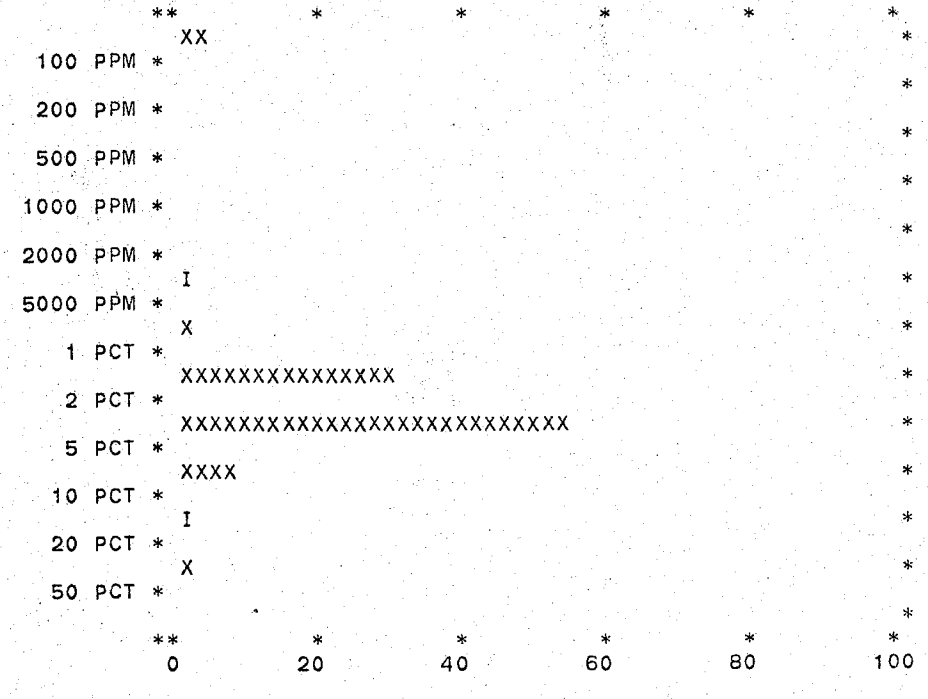

	N	%	CUM %
	4	3.17	3.17
	1	.79	3.97
	3	2.38	6.35
	38	30.16	36.51
	67	53.17	89.68
	10	7.94	97.62
	1	.79	98.41
	2	1.59	100.00

SUMMARY STATISTICS

TOTAL NUMBER OF SAMPLES	126
NUMBER OF ZERO VALUE SAMPLES	4
NUMBER OF NON-ZERO SAMPLES	122
ARITHMETIC MEAN	3.2291
VARIANCE	9.4288
STANDARD DEVIATION	3.0706
SKEW	4.6776
EXCESS KURTOSIS	25.2557
COEFFICIENT OF VARIANCE, %	95.0928
STANDARD ERROR OF THE MEAN	.2780
LOWER 95% LIMIT ON THE MEAN	2.6788
UPPER 95% LIMIT ON THE MEAN	3.7794
LOWER 95% LIMIT ON THE RANGE	-2.8495
UPPER 95% LIMIT ON THE RANGE	9.3077
GEOMETRIC MEAN	2.6365
LOG10 MEAN	.4210
LOG10 VARIANCE	.0625
LOG10 STANDARD DEVIATION	.2500
STANDARD ERROR ON THE MEAN	.0226
LOWER 95% LIMIT ON THE MEAN	2.3781
UPPER 95% LIMIT ON THE MEAN	2.9230
LOWER 95% LIMIT ON THE RANGE	.8438
UPPER 95% LIMIT ON THE RANGE	8.2384
MINIMUM VALUE	.5000
25TH PERCENTILE OR 1ST QUARTILE	1.9000
50TH PERCENTILE OR MEDIAN	2.5000
75TH PERCENTILE OR 3RD QUARTILE	3.5500
80TH PERCENTILE	3.9500
90TH PERCENTILE	5.3000
95TH PERCENTILE	6.3000
98TH PERCENTILE	22.0000
99TH PERCENTILE	23.0000
MAXIMUM VALUE	23.0000

VARIABLE NAME	UNIT OF MEASUREMENT	DATA SUBSET
FE SMSM	PCT	ARGL

HISTOGRAM

		N	%	CUM %
100 PPM	I	1	.83	.83
200 PPM				
500 PPM				
1000 PPM				
2000 PPM	I	1	.83	1.65
5000 PPM	XXXX	10	8.26	9.92
1 PCT	XXXXXXXXXXXXXXXXXXX	48	39.67	49.59
2 PCT	XXXXXXXXXXXXXXXXXXXXXXX	58	47.93	97.52
5 PCT	X	2	1.65	99.17
10 PCT	I	1	.83	100.00
20 PCT				
50 PCT				

0 20 40 60 80 100

PERCENT

SUMMARY STATISTICS

TOTAL NUMBER OF SAMPLES	121
NUMBER OF ZERO VALUE SAMPLES	1
NUMBER OF NON-ZERO SAMPLES	120
ARITHMETIC MEAN	2.2620
VARIANCE	2.3546
STANDARD DEVIATION	1.5345
SKEW	5.5475
EXCESS KURTOSIS	44.5324
COEFFICIENT OF VARIANCE, %	67.8371
STANDARD ERROR OF THE MEAN	.1401
LOWER 95% LIMIT ON THE MEAN	1.9846
UPPER 95% LIMIT ON THE MEAN	2.5394
LOWER 95% LIMIT ON THE RANGE	-.7763
UPPER 95% LIMIT ON THE RANGE	5.3003
GEOMETRIC MEAN	1.9856
LOG10 MEAN	.2979
LOG10 VARIANCE	.0460
LOG10 STANDARD DEVIATION	.2145
STANDARD ERROR ON THE MEAN	.0196
LOWER 95% LIMIT ON THE MEAN	1.8160
UPPER 95% LIMIT ON THE MEAN	2.1710
LOWER 95% LIMIT ON THE RANGE	.7469
UPPER 95% LIMIT ON THE RANGE	5.2787
MINIMUM VALUE	.4500
25TH PERCENTILE OR 1ST QUARTILE	1.5000
50TH PERCENTILE OR MEDIAN	2.1000
75TH PERCENTILE OR 3RD QUARTILE	2.7500
80TH PERCENTILE	2.9000
90TH PERCENTILE	3.3000
95TH PERCENTILE	3.8500
98TH PERCENTILE	5.6500
99TH PERCENTILE	15.5000
MAXIMUM VALUE	15.5000

VARIABLE NAME: FE SMSM
UNIT OF MEASUREMENT: PCT
DATA SUBSET: SHLE

HISTOGRAM

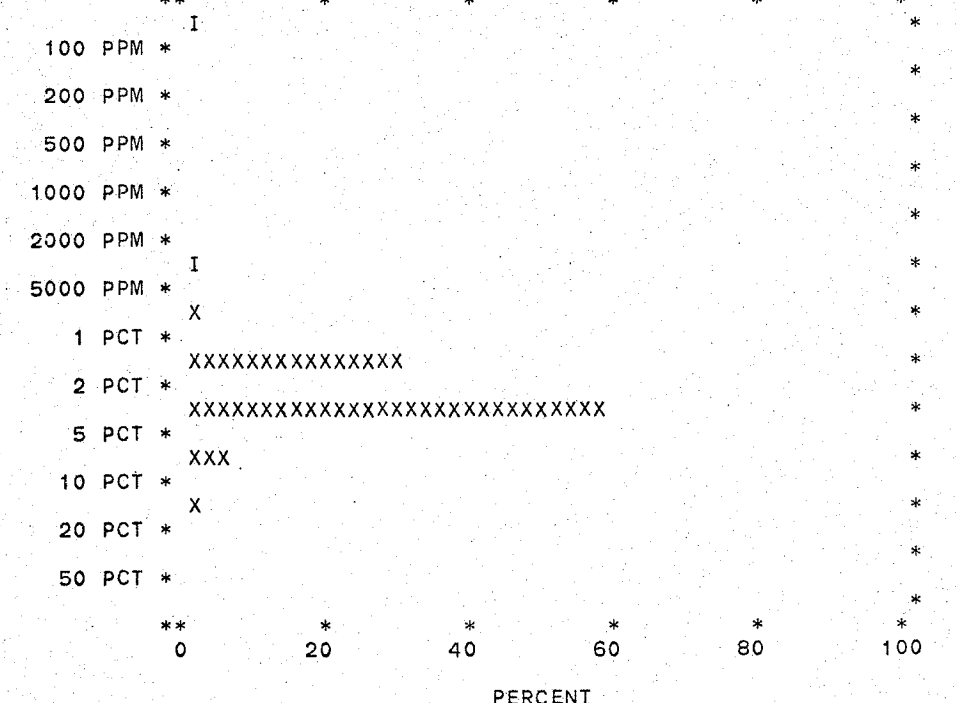

	N	%	CUM %
I	1	.88	.88
I	1	.88	1.77
X	3	2.65	4.42
XXXXXXXXXXXXXX	34	30.09	34.51
XXXXXXXXXXXXXXXXXXXXXXXXXXXXX	66	58.41	92.92
XXX	6	5.31	98.23
X	2	1.77	100.00

SUMMARY STATISTICS

TOTAL NUMBER OF SAMPLES	113
NUMBER OF ZERO VALUE SAMPLES	1
NUMBER OF NON-ZERO SAMPLES	112
ARITHMETIC MEAN	2.7951
VARIANCE	3.9591
STANDARD DEVIATION	1.9898
SKEW	3.8629
EXCESS KURTOSIS	19.8263
COEFFICIENT OF VARIANCE, %	71.1877
STANDARD ERROR OF THE MEAN	.1880
LOWER 95% LIMIT ON THE MEAN	2.4225
UPPER 95% LIMIT ON THE MEAN	3.1677
LOWER 95% LIMIT ON THE RANGE	-1.1478
UPPER 95% LIMIT ON THE RANGE	6.7380
GEOMETRIC MEAN	2.3973
LOG10 MEAN	.3797
LOG10 VARIANCE	.0538
LOG10 STANDARD DEVIATION	.2320
STANDARD ERROR ON THE MEAN	.0219
LOWER 95% LIMIT ON THE MEAN	2.1691
UPPER 95% LIMIT ON THE MEAN	2.6495
LOWER 95% LIMIT ON THE RANGE	.8316
UPPER 95% LIMIT ON THE RANGE	6.9103
MINIMUM VALUE	.4500
25TH PERCENTILE OR 1ST QUARTILE	1.7500
50TH PERCENTILE OR MEDIAN	2.4000
75TH PERCENTILE OR 3RD QUARTILE	3.1500
80TH PERCENTILE	3.3000
90TH PERCENTILE	4.6000
95TH PERCENTILE	6.2000
98TH PERCENTILE	13.5000
99TH PERCENTILE	15.4000
MAXIMUM VALUE	15.4000

REGIONAL STREAM SEDIMENT AND WATER GEOCHEMICAL RECONNAISSANCE DATA, YUKON TERRITORY 1977. GSC-OF 520, NGR 31-1977, NTS 116B,C,F,G

VARIABLE NAME: FE SMSM | UNIT OF MEASUREMENT: PCT | DATA SUBSET: DORT

HISTOGRAM



	N	%	CUM %
XXXXXXXXXXXX	2	25.00	25.00
XXXXXXXXXXXXXXXXXXXXXXXXXXXXXXXXXXXXXX	6	75.00	100.00

SUMMARY STATISTICS

TOTAL NUMBER OF SAMPLES	8
NUMBER OF ZERO VALUE SAMPLES	0
NUMBER OF NON-ZERO SAMPLES	8
ARITHMETIC MEAN	2.7813
VARIANCE	1.1600
STANDARD DEVIATION	1.0770
SKEW	.7123
EXCESS KURTOSIS	-.6712
COEFFICIENT OF VARIANCE, %	38.7240
STANDARD ERROR OF THE MEAN	.3808
LOWER 95% LIMIT ON THE MEAN	1.9032
UPPER 95% LIMIT ON THE MEAN	3.6593
LOWER 95% LIMIT ON THE RANGE	.2977
UPPER 95% LIMIT ON THE RANGE	5.2648
GEOMETRIC MEAN	2.6127
LOG10 MEAN	.4171
LOG10 VARIANCE	.0266
LOG10 STANDARD DEVIATION	.1630
STANDARD ERROR ON THE MEAN	.0576
LOWER 95% LIMIT ON THE MEAN	1.9239
UPPER 95% LIMIT ON THE MEAN	3.5480
LOWER 95% LIMIT ON THE RANGE	1.0995
UPPER 95% LIMIT ON THE RANGE	6.2083
MINIMUM VALUE	1.5000
25TH PERCENTILE OR 1ST QUARTILE	2.2500
50TH PERCENTILE OR MEDIAN	2.7000
75TH PERCENTILE OR 3RD QUARTILE	4.0000
80TH PERCENTILE	4.0000
90TH PERCENTILE	4.7000
95TH PERCENTILE	4.7000
98TH PERCENTILE	4.7000
99TH PERCENTILE	4.7000
MAXIMUM VALUE	4.7000

VARIABLE NAME	UNIT OF MEASUREMENT	DATA SUBSET
FE SMSM	PCT	BSLT

HISTOGRAM



	N	%	CUM %
XX	1	3.85	3.85
XXXXXXXXXX	5	19.23	23.08
XXXXXXXXXXXXXXXXXXXXXXXXXX	14	53.85	76.92
XXXXXXXXXXXX	6	23.08	100.00

SUMMARY STATISTICS

TOTAL NUMBER OF SAMPLES	26
NUMBER OF ZERO VALUE SAMPLES	1
NUMBER OF NON-ZERO SAMPLES	25
ARITHMETIC MEAN	3.6740
VARIANCE	2.2552
STANDARD DEVIATION	1.5017
SKEW	.4556
EXCESS KURTOSIS	-.8029
COEFFICIENT OF VARIANCE, %	40.8749
STANDARD ERROR OF THE MEAN	.3003
LOWER 95% LIMIT ON THE MEAN	3.0553
UPPER 95% LIMIT ON THE MEAN	4.2927
LOWER 95% LIMIT ON THE RANGE	.5804
UPPER 95% LIMIT ON THE RANGE	6.7676
GEOMETRIC MEAN	3.3824
LOG10 MEAN	.5292
LOG10 VARIANCE	.0333
LOG10 STANDARD DEVIATION	.1825
STANDARD ERROR ON THE MEAN	.0365
LOWER 95% LIMIT ON THE MEAN	2.8448
UPPER 95% LIMIT ON THE MEAN	4.0217
LOWER 95% LIMIT ON THE RANGE	1.4234
UPPER 95% LIMIT ON THE RANGE	8.0375
MINIMUM VALUE	1.7000
25TH PERCENTILE OR 1ST QUARTILE	2.2000
50TH PERCENTILE OR MEDIAN	3.6500
75TH PERCENTILE OR 3RD QUARTILE	5.1000
80TH PERCENTILE	5.2000
90TH PERCENTILE	5.5500
95TH PERCENTILE	6.9000
98TH PERCENTILE	6.9000
99TH PERCENTILE	6.9000
MAXIMUM VALUE	6.9000

VARIABLE NAME	UNIT OF MEASUREMENT	DATA SUBSET
FE SMSM	PCT	LMSN

HISTOGRAM

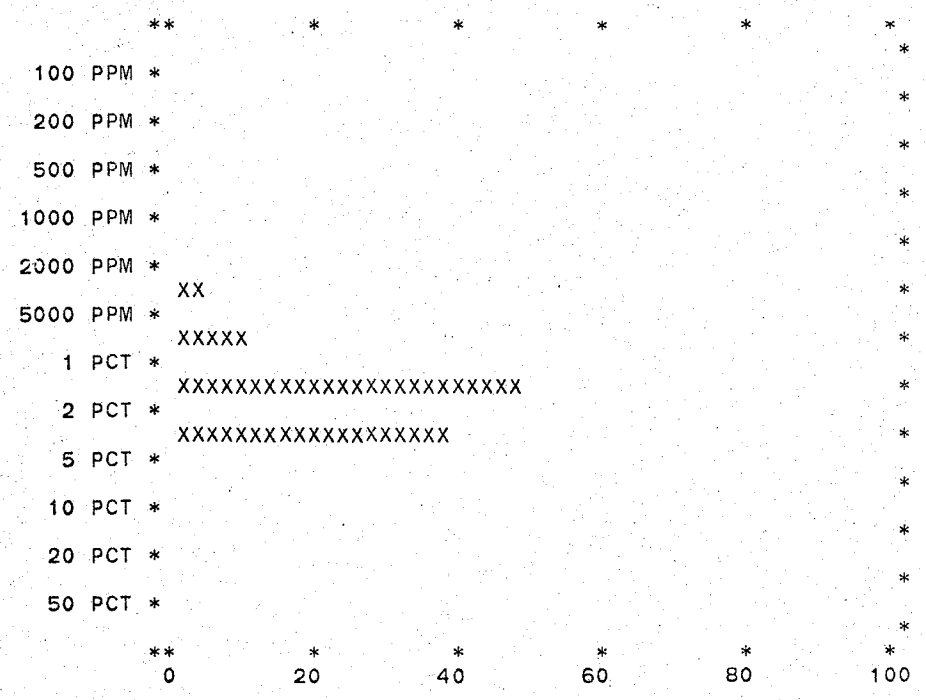

	N	%	CUM %
XX	3	3.61	3.61
XXXXX	8	9.64	13.25
XXXXXXXXXXXXXXXXXXXXXXXX	40	48.19	61.45
XXXXXXXXXXXXXXXXXX	32	38.55	100.00

SUMMARY STATISTICS

TOTAL NUMBER OF SAMPLES	83
NUMBER OF ZERO VALUE SAMPLES	0
NUMBER OF NON-ZERO SAMPLES	83
ARITHMETIC MEAN	1.9193
VARIANCE	.8223
STANDARD DEVIATION	.9068
SKEW	.7421
EXCESS KURTOSIS	.7701
COEFFICIENT OF VARIANCE, %	47.2475
STANDARD ERROR OF THE MEAN	.0995
LOWER 95% LIMIT ON THE MEAN	1.7213
UPPER 95% LIMIT ON THE MEAN	2.1173
LOWER 95% LIMIT ON THE RANGE	.1152
UPPER 95% LIMIT ON THE RANGE	3.7233
GEOMETRIC MEAN	1.6947
LOG10 MEAN	.2291
LOG10 VARIANCE	.0540
LOG10 STANDARD DEVIATION	.2325
STANDARD ERROR ON THE MEAN	.0255
LOWER 95% LIMIT ON THE MEAN	1.5077
UPPER 95% LIMIT ON THE MEAN	1.9048
LOWER 95% LIMIT ON THE RANGE	.5842
UPPER 95% LIMIT ON THE RANGE	4.9157
MINIMUM VALUE	.3500
25TH PERCENTILE OR 1ST QUARTILE	1.3000
50TH PERCENTILE OR MEDIAN	1.9000
75TH PERCENTILE OR 3RD QUARTILE	2.5500
80TH PERCENTILE	2.6000
90TH PERCENTILE	2.9500
95TH PERCENTILE	4.0000
98TH PERCENTILE	4.3000
99TH PERCENTILE	4.9000
MAXIMUM VALUE	4.9000

VARIABLE NAME	UNIT OF MEASUREMENT	DATA SUBSET
FE SMSM	PCT	DLMT

HISTOGRAM

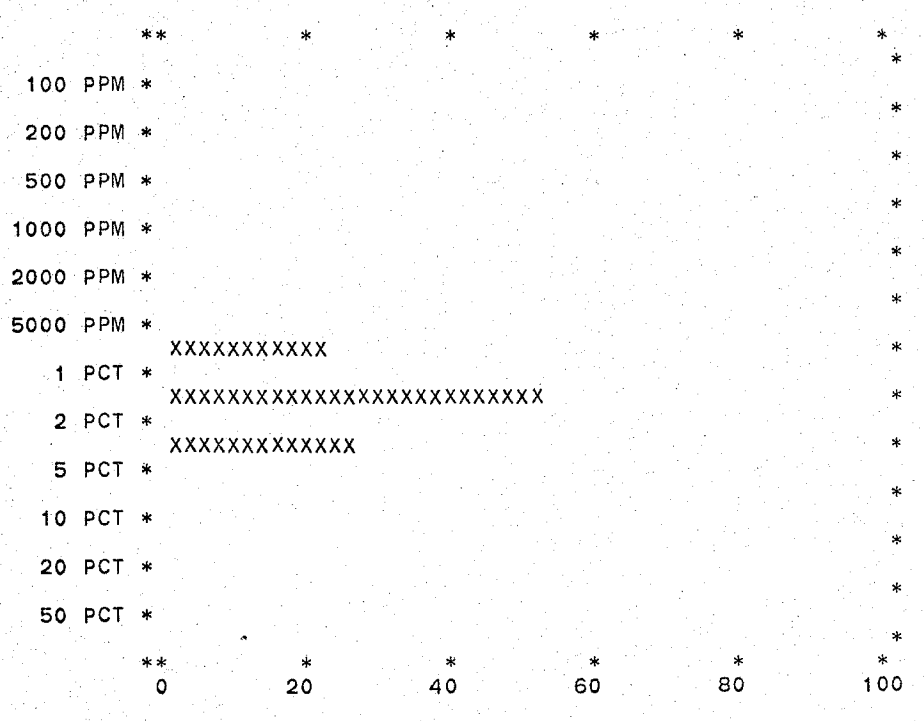

	N	%	CUM %
XXXXXXXXXXX	17	21.25	21.25
XXXXXXXXXXXXXXXXXXXXXXXXXX	42	52.50	73.75
XXXXXXXXXXXXX	21	26.25	100.00

SUMMARY STATISTICS

TOTAL NUMBER OF SAMPLES	80
NUMBER OF ZERO VALUE SAMPLES	0
NUMBER OF NON-ZERO SAMPLES	80
ARITHMETIC MEAN	1.6750
VARIANCE	.7050
STANDARD DEVIATION	.8396
SKEW	1.3647
EXCESS KURTOSIS	2.4450
COEFFICIENT OF VARIANCE, %	50.1279
STANDARD ERROR OF THE MEAN	.0939
LOWER 95% LIMIT ON THE MEAN	1.4882
UPPER 95% LIMIT ON THE MEAN	1.8618
LOWER 95% LIMIT ON THE RANGE	.0038
UPPER 95% LIMIT ON THE RANGE	3.3462
GEOMETRIC MEAN	1.4972
LOG10 MEAN	.1753
LOG10 VARIANCE	.0425
LOG10 STANDARD DEVIATION	.2062
STANDARD ERROR ON THE MEAN	.0231
LOWER 95% LIMIT ON THE MEAN	1.3470
UPPER 95% LIMIT ON THE MEAN	1.6640
LOWER 95% LIMIT ON THE RANGE	.5818
UPPER 95% LIMIT ON THE RANGE	3.8525
MINIMUM VALUE	.5500
25TH PERCENTILE OR 1ST QUARTILE	1.0500
50TH PERCENTILE OR MEDIAN	1.4500
75TH PERCENTILE OR 3RD QUARTILE	2.1500
80TH PERCENTILE	2.3000
90TH PERCENTILE	2.7500
95TH PERCENTILE	3.6000
98TH PERCENTILE	4.0500
99TH PERCENTILE	5.0000
MAXIMUM VALUE	5.0000

VARIABLE NAME: FE SMSM
UNIT OF MEASUREMENT: PCT
DATA SUBSET: SYNT

HISTOGRAM

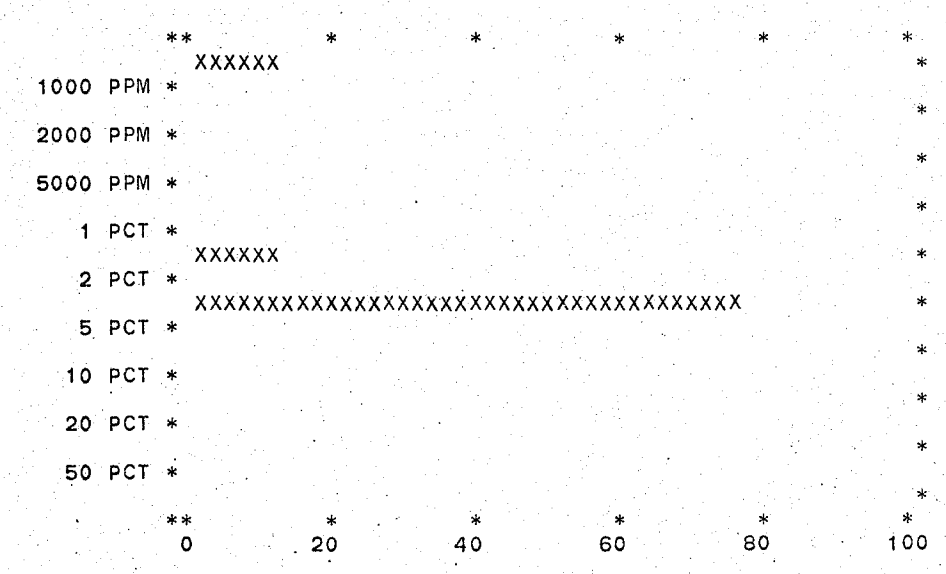

	N	%	CUM %
XXXXXX	1	12.50	12.50
XXXXXXXXXXXXXXXXXXXXXXXXXXXXXXXXXXXXX	6	75.00	100.00

SUMMARY STATISTICS

TOTAL NUMBER OF SAMPLES	8
NUMBER OF ZERO VALUE SAMPLES	1
NUMBER OF NON-ZERO SAMPLES	7
ARITHMETIC MEAN	2.4857
VARIANCE	.3339
STANDARD DEVIATION	.5779
SKEW	.0799
EXCESS KURTOSIS	-.8641
COEFFICIENT OF VARIANCE, %	23.2475
STANDARD ERROR OF THE MEAN	.2184
LOWER 95% LIMIT ON THE MEAN	1.9692
UPPER 95% LIMIT ON THE MEAN	3.0023
LOWER 95% LIMIT ON THE RANGE	1.1191
UPPER 95% LIMIT ON THE RANGE	3.8524
GEOMETRIC MEAN	2.4264
LOG10 MEAN	.3850
LOG10 VARIANCE	.0109
LOG10 STANDARD DEVIATION	.1046
STANDARD ERROR ON THE MEAN	.0395
LOWER 95% LIMIT ON THE MEAN	1.9564
UPPER 95% LIMIT ON THE MEAN	3.0092
LOWER 95% LIMIT ON THE RANGE	1.3727
UPPER 95% LIMIT ON THE RANGE	4.2888
MINIMUM VALUE	1.6000
25TH PERCENTILE OR 1ST QUARTILE	2.3000
50TH PERCENTILE OR MEDIAN	2.4000
75TH PERCENTILE OR 3RD QUARTILE	3.2000
80TH PERCENTILE	3.2500
90TH PERCENTILE	3.2500
95TH PERCENTILE	3.2500
98TH PERCENTILE	3.2500
99TH PERCENTILE	3.2500
MAXIMUM VALUE	3.2500

REGIONAL STREAM SEDIMENT AND WATER GEOCHEMICAL RECONNAISSANCE DATA, YUKON TERRITORY 1977. GSC-OF 520, NGR 31-1977, NTS 116B,C,F,G

VARIABLE NAME: FE SMSM | UNIT OF MEASUREMENT: PCT | DATA SUBSET: GLCM

HISTOGRAM

		N	%	CUM %
100 PPM	X	1	1.04	1.04
200 PPM				
500 PPM				
1000 PPM				
2000 PPM	X	1	1.04	2.08
5000 PPM	XXX	6	6.25	8.33
1 PCT	XXXXXXXXXXXXXXXXXXXXXXX	47	48.96	57.29
2 PCT	XXXXXXXXXXXXXXXXXXX	39	40.63	97.92
5 PCT				
10 PCT	X	1	1.04	98.96
20 PCT	X	1	1.04	100.00
50 PCT				

0 20 40 60 80 100

PERCENT

SUMMARY STATISTICS

TOTAL NUMBER OF SAMPLES	96
NUMBER OF ZERO VALUE SAMPLES	1
NUMBER OF NON-ZERO SAMPLES	95
ARITHMETIC MEAN	2.2789
VARIANCE	6.3676
STANDARD DEVIATION	2.5234
SKEW	6.7111
EXCESS KURTOSIS	49.4065
COEFFICIENT OF VARIANCE, %	110.7273
STANDARD ERROR OF THE MEAN	.2589
LOWER 95% LIMIT ON THE MEAN	1.7649
UPPER 95% LIMIT ON THE MEAN	2.7930
LOWER 95% LIMIT ON THE RANGE	-2.7316
UPPER 95% LIMIT ON THE RANGE	7.2894
GEOMETRIC MEAN	1.8899
LOG10 MEAN	.2764
LOG10 VARIANCE	.0518
LOG10 STANDARD DEVIATION	.2277
STANDARD ERROR ON THE MEAN	.0234
LOWER 95% LIMIT ON THE MEAN	1.6985
UPPER 95% LIMIT ON THE MEAN	2.1029
LOWER 95% LIMIT ON THE RANGE	.6674
UPPER 95% LIMIT ON THE RANGE	5.3520
MINIMUM VALUE	.4000
25TH PERCENTILE OR 1ST QUARTILE	1.4000
50TH PERCENTILE OR MEDIAN	1.9500
75TH PERCENTILE OR 3RD QUARTILE	2.4000
80TH PERCENTILE	2.8000
90TH PERCENTILE	3.0000
95TH PERCENTILE	3.2000
98TH PERCENTILE	13.0000
99TH PERCENTILE	23.0000
MAXIMUM VALUE	23.0000

VARIABLE NAME	UNIT OF MEASUREMENT	DATA SUBSET
FE SMSM	PCT	BEXV

HISTOGRAM

	N	%	CUM %
XXXXX	1	9.09	9.09
1000 PPM			
2000 PPM			
5000 PPM			
1 PCT			
XXXXXXXXXXXXXX	3	27.27	36.36
2 PCT			
XXXXXXXXXXXXXXXXXXXXXXXXXXXX	6	54.55	90.91
5 PCT			
XXXXX	1	9.09	100.00
10 PCT			
20 PCT			
50 PCT			

0 20 40 60 80 100

PERCENT

SUMMARY STATISTICS

TOTAL NUMBER OF SAMPLES	11
NUMBER OF ZERO VALUE SAMPLES	1
NUMBER OF NON-ZERO SAMPLES	10
ARITHMETIC MEAN	3.0000
VARIANCE	1.4839
STANDARD DEVIATION	1.2181
SKEW	.2848
EXCESS KURTOSIS	-.8307
COEFFICIENT OF VARIANCE, %	40.6050
STANDARD ERROR OF THE MEAN	.3852
LOWER 95% LIMIT ON THE MEAN	2.1417
UPPER 95% LIMIT ON THE MEAN	3.8583
LOWER 95% LIMIT ON THE RANGE	.2860
UPPER 95% LIMIT ON THE RANGE	5.7140
GEOMETRIC MEAN	2.7694
LOG10 MEAN	.4424
LOG10 VARIANCE	.0351
LOG10 STANDARD DEVIATION	.1874
STANDARD ERROR ON THE MEAN	.0593
LOWER 95% LIMIT ON THE MEAN	2.0433
UPPER 95% LIMIT ON THE MEAN	3.7534
LOWER 95% LIMIT ON THE RANGE	1.0588
UPPER 95% LIMIT ON THE RANGE	7.2433
MINIMUM VALUE	1.4500
25TH PERCENTILE OR 1ST QUARTILE	1.9000
50TH PERCENTILE OR MEDIAN	3.4000
75TH PERCENTILE OR 3RD QUARTILE	3.7000
80TH PERCENTILE	4.0000
90TH PERCENTILE	5.2500
95TH PERCENTILE	5.2500
98TH PERCENTILE	5.2500
99TH PERCENTILE	5.2500
MAXIMUM VALUE	5.2500

VARIABLE NAME	UNIT OF MEASUREMENT	DATA SUBSET
FE SMSM	PCT	SCST

HISTOGRAM

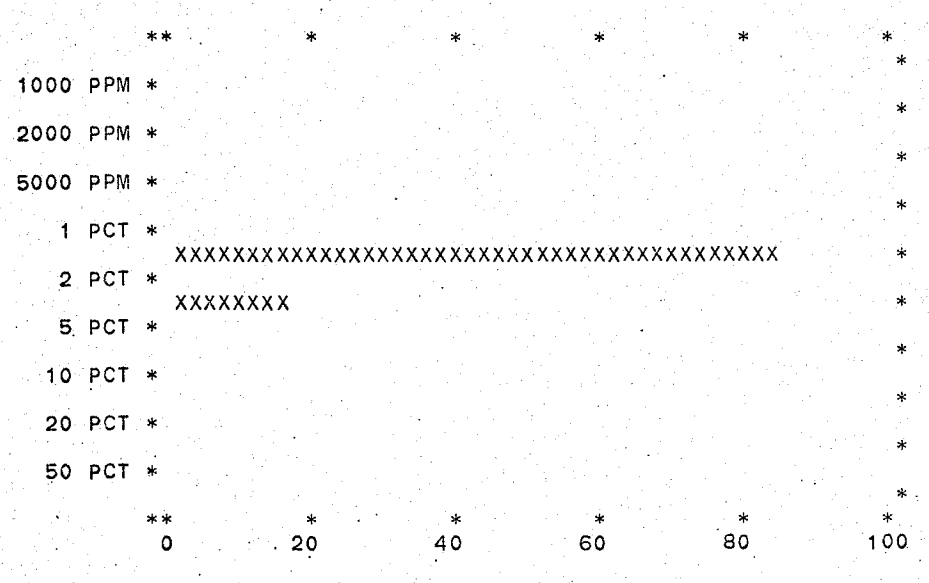

	N	%	CUM %
XXXXXXXXXXXXXXXXXXXXXXXXXXXXXXXXXXXXXXXXX	49	84.48	84.48
XXXXXXXX	9	15.52	100.00

SUMMARY STATISTICS

TOTAL NUMBER OF SAMPLES	58
NUMBER OF ZERO VALUE SAMPLES	0
NUMBER OF NON-ZERO SAMPLES	58
ARITHMETIC MEAN	1.7922
VARIANCE	.1245
STANDARD DEVIATION	.3529
SKEW	1.4280
EXCESS KURTOSIS	3.2913
COEFFICIENT OF VARIANCE, %	19.6909
STANDARD ERROR OF THE MEAN	.0463
LOWER 95% LIMIT ON THE MEAN	1.6995
UPPER 95% LIMIT ON THE MEAN	1.8850
LOWER 95% LIMIT ON THE RANGE	1.0859
UPPER 95% LIMIT ON THE RANGE	2.4986
GEOMETRIC MEAN	1.7618
LOG10 MEAN	.2460
LOG10 VARIANCE	.0063
LOG10 STANDARD DEVIATION	.0795
STANDARD ERROR ON THE MEAN	.0104
LOWER 95% LIMIT ON THE MEAN	1.6791
UPPER 95% LIMIT ON THE MEAN	1.8486
LOWER 95% LIMIT ON THE RANGE	1.2216
UPPER 95% LIMIT ON THE RANGE	2.5409
MINIMUM VALUE	1.2500
25TH PERCENTILE OR 1ST QUARTILE	1.6000
50TH PERCENTILE OR MEDIAN	1.7500
75TH PERCENTILE OR 3RD QUARTILE	1.9000
80TH PERCENTILE	2.0000
90TH PERCENTILE	2.1500
95TH PERCENTILE	2.5500
98TH PERCENTILE	3.1500
99TH PERCENTILE	3.1500
MAXIMUM VALUE	3.1500

VARIABLE NAME: FE SMSM
UNIT OF MEASUREMENT: PCT
DATA SUBSET: GRNS

HISTOGRAM

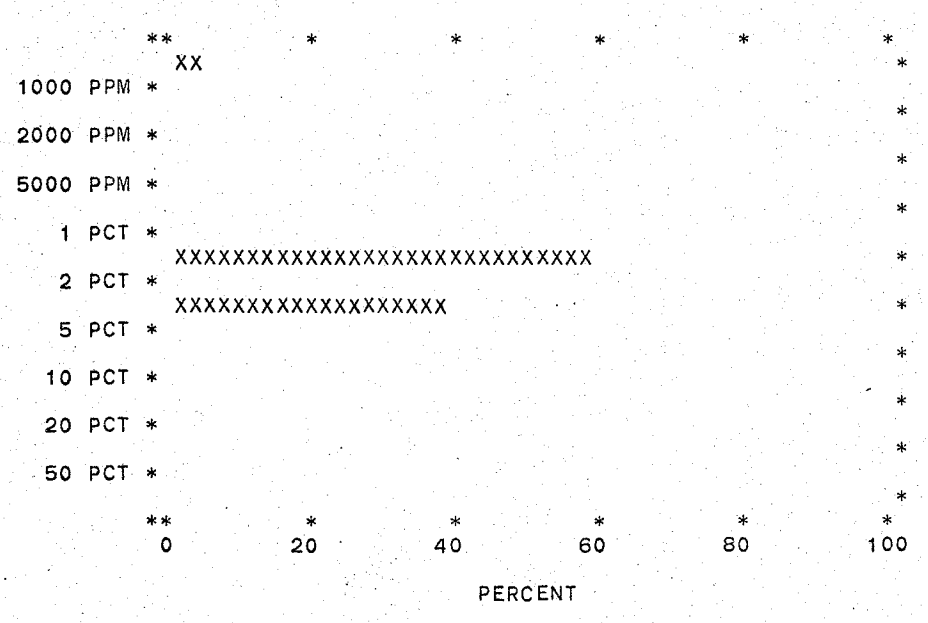

	N	%	CUM %
XX	1	3.23	3.23
XXXXXXXXXXXXXXXXXXXXXXXXXXXXX	18	58.06	61.29
XXXXXXXXXXXXXXXXXX	12	38.71	100.00

SUMMARY STATISTICS

TOTAL NUMBER OF SAMPLES	31
NUMBER OF ZERO VALUE SAMPLES	1
NUMBER OF NON-ZERO SAMPLES	30
ARITHMETIC MEAN	2.2500
VARIANCE	.6945
STANDARD DEVIATION	.8334
SKEW	1.5569
EXCESS KURTOSIS	1.8264
COEFFICIENT OF VARIANCE, %	37.0381
STANDARD ERROR OF THE MEAN	.1521
LOWER 95% LIMIT ON THE MEAN	1.9393
UPPER 95% LIMIT ON THE MEAN	2.5607
LOWER 95% LIMIT ON THE RANGE	.5483
UPPER 95% LIMIT ON THE RANGE	3.9517
GEOMETRIC MEAN	2.1318
LOG10 MEAN	.3287
LOG10 VARIANCE	.0193
LOG10 STANDARD DEVIATION	.1388
STANDARD ERROR ON THE MEAN	.0253
LOWER 95% LIMIT ON THE MEAN	1.8923
UPPER 95% LIMIT ON THE MEAN	2.4015
LOWER 95% LIMIT ON THE RANGE	1.1099
UPPER 95% LIMIT ON THE RANGE	4.0944
MINIMUM VALUE	1.2500
25TH PERCENTILE OR 1ST QUARTILE	1.7500
50TH PERCENTILE OR MEDIAN	2.0000
75TH PERCENTILE OR 3RD QUARTILE	2.6000
80TH PERCENTILE	2.8000
90TH PERCENTILE	3.8000
95TH PERCENTILE	4.2500
98TH PERCENTILE	4.7500
99TH PERCENTILE	4.7500
MAXIMUM VALUE	4.7500

VARIABLE NAME: FE SMSM
UNIT OF MEASUREMENT: PCT
DATA SUBSET: BGNS

HISTOGRAM

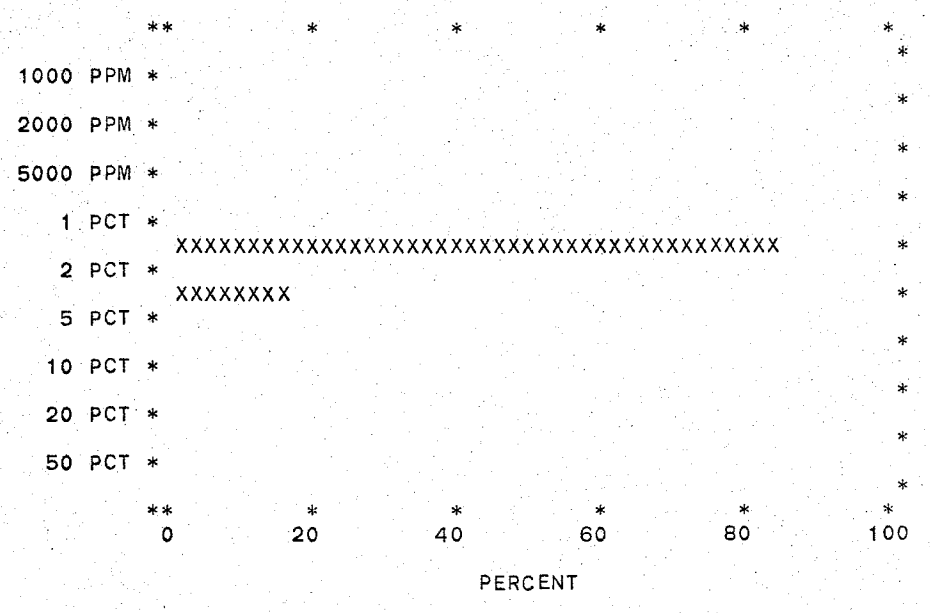

	N	%	CUM %
XXXXXXXXXXXXXXXXXXXXXXXXXXXXXXXXXXXXXXXXXX	5	83.33	83.33
XXXXXXXX	1	16.67	100.00

SUMMARY STATISTICS

TOTAL NUMBER OF SAMPLES	6
NUMBER OF ZERO VALUE SAMPLES	0
NUMBER OF NON-ZERO SAMPLES	6
ARITHMETIC MEAN	1.8667
VARIANCE	.0717
STANDARD DEVIATION	.2677
SKEW	1.6051
EXCESS KURTOSIS	.8624
COEFFICIENT OF VARIANCE, %	14.3414
STANDARD ERROR OF THE MEAN	.1093
LOWER 95% LIMIT ON THE MEAN	1.5992
UPPER 95% LIMIT ON THE MEAN	2.1341
LOWER 95% LIMIT ON THE RANGE	1.2116
UPPER 95% LIMIT ON THE RANGE	2.5217
GEOMETRIC MEAN	1.8525
LOG10 MEAN	.2678
LOG10 VARIANCE	.0032
LOG10 STANDARD DEVIATION	.0569
STANDARD ERROR ON THE MEAN	.0232
LOWER 95% LIMIT ON THE MEAN	1.6252
UPPER 95% LIMIT ON THE MEAN	2.1117
LOWER 95% LIMIT ON THE RANGE	1.3443
UPPER 95% LIMIT ON THE RANGE	2.5529
MINIMUM VALUE	1.7000
25TH PERCENTILE OR 1ST QUARTILE	1.7000
50TH PERCENTILE OR MEDIAN	1.8000
75TH PERCENTILE OR 3RD QUARTILE	1.8500
80TH PERCENTILE	2.4000
90TH PERCENTILE	2.4000
95TH PERCENTILE	2.4000
98TH PERCENTILE	2.4000
99TH PERCENTILE	2.4000
MAXIMUM VALUE	2.4000

VARIABLE NAME: FE SMSM
UNIT OF MEASUREMENT: PCT
DATA SUBSET: GRDR

HISTOGRAM

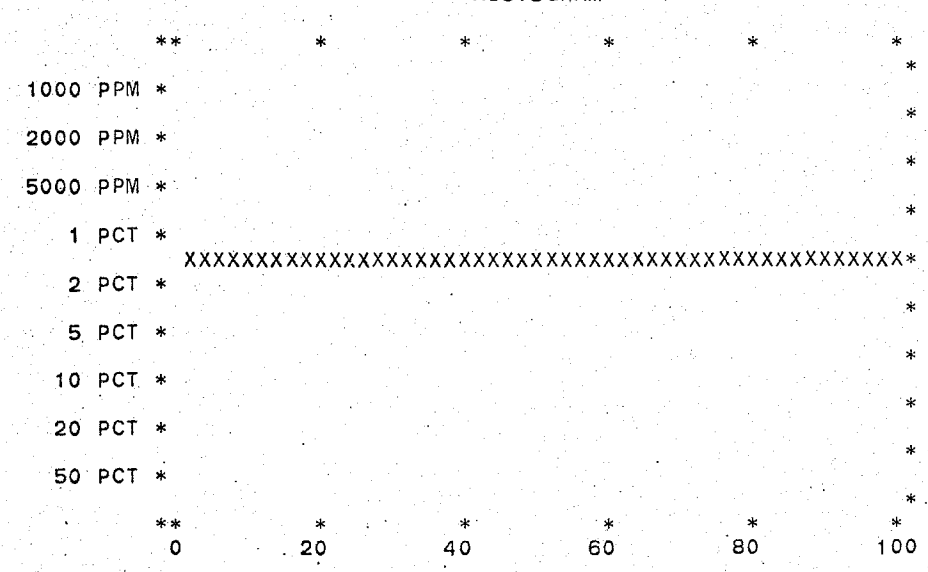

	N	%	CUM %
XXXXXXXXXXXXXXXXXXXXXXXXXXXXXXXXXXXXXXXXXXXXXXXXXXX*	3	100.00	100.00

SUMMARY STATISTICS

TOTAL NUMBER OF SAMPLES	3
NUMBER OF ZERO VALUE SAMPLES	0
NUMBER OF NON-ZERO SAMPLES	3
ARITHMETIC MEAN	1.7167
VARIANCE	.0608
STANDARD DEVIATION	.2466
SKEW	.6746
EXCESS KURTOSIS	-1.5000
COEFFICIENT OF VARIANCE, %	14.3676
STANDARD ERROR OF THE MEAN	.1424
LOWER 95% LIMIT ON THE MEAN	1.2635
UPPER 95% LIMIT ON THE MEAN	2.1698
LOWER 95% LIMIT ON THE RANGE	.9318
UPPER 95% LIMIT ON THE RANGE	2.5015
GEOMETRIC MEAN	1.7054
LOG10 MEAN	.2318
LOG10 VARIANCE	.0036
LOG10 STANDARD DEVIATION	.0603
STANDARD ERROR ON THE MEAN	.0348
LOWER 95% LIMIT ON THE MEAN	1.3213
UPPER 95% LIMIT ON THE MEAN	2.2012
LOWER 95% LIMIT ON THE RANGE	1.0961
UPPER 95% LIMIT ON THE RANGE	2.6533
MINIMUM VALUE	1.5500
25TH PERCENTILE OR 1ST QUARTILE	1.6000
50TH PERCENTILE OR MEDIAN	1.6000
75TH PERCENTILE OR 3RD QUARTILE	2.0000
80TH PERCENTILE	2.0000
90TH PERCENTILE	2.0000
95TH PERCENTILE	2.0000
98TH PERCENTILE	2.0000
99TH PERCENTILE	2.0000
MAXIMUM VALUE	2.0000

VARIABLE NAME	UNIT OF MEASUREMENT	DATA SUBSET
FE SMSM	PCT	UMFC



NUMBER OF NON-ZERO SAMPLES IS LT 3 - NO HISTOGRAM

SUMMARY STATISTICS

TOTAL NUMBER OF SAMPLES	1
NUMBER OF ZERO VALUE SAMPLES	0
NUMBER OF NON-ZERO SAMPLES	1
ARITHMETIC MEAN	2.1000
VARIANCE	.0000
STANDARD DEVIATION	.0000
SKEW	.0000
EXCESS KURTOSIS	.0000
COEFFICIENT OF VARIANCE, %	.0000
STANDARD ERROR OF THE MEAN	.0000
LOWER 95% LIMIT ON THE MEAN	2.1000
UPPER 95% LIMIT ON THE MEAN	2.1000
LOWER 95% LIMIT ON THE RANGE	2.1000
UPPER 95% LIMIT ON THE RANGE	2.1000
GEOMETRIC MEAN	2.1000
LOG10 MEAN	.3222
LOG10 VARIANCE	.0000
LOG10 STANDARD DEVIATION	.0000
STANDARD ERROR ON THE MEAN	.0000
LOWER 95% LIMIT ON THE MEAN	2.1000
UPPER 95% LIMIT ON THE MEAN	2.1000
LOWER 95% LIMIT ON THE RANGE	2.1000
UPPER 95% LIMIT ON THE RANGE	2.1000
MINIMUM VALUE	2.1000
25TH PERCENTILE OR 1ST QUARTILE	2.1000
50TH PERCENTILE OR MEDIAN	2.1000
75TH PERCENTILE OR 3RD QUARTILE	2.1000
80TH PERCENTILE	2.1000
90TH PERCENTILE	2.1000
95TH PERCENTILE	2.1000
98TH PERCENTILE	2.1000
99TH PERCENTILE	2.1000
MAXIMUM VALUE	2.1000

VARIABLE NAME: FE SMSM
UNIT OF MEASUREMENT: PCT
DATA SUBSET: UKNN

HISTOGRAM

		N	%	CUM %
	** * * * * *			
	I *	6	.99	.99
100 PPM	*			
	*			
200 PPM	*			
	*			
500 PPM	*			
	*			
1000 PPM	*			
	I *	2	.33	1.31
2000 PPM	*			
	XX *	30	4.93	6.24
5000 PPM	*			
	XXXX *	45	7.39	13.63
1 PCT	*			
	XXXXXXXXXXXXXXXXXXXX *	255	41.87	55.50
2 PCT	*			
	XXXXXXXXXXXXXXXXXXX *	246	40.39	95.89
5 PCT	*			
	XX *	19	3.12	99.01
10 PCT	*			
	I *	2	.33	99.34
20 PCT	*			
	I *	4	.66	100.00
50 PCT	*			
	*			
	** * * * * *			
	0 20 40 60 80 100			

PERCENT

SUMMARY STATISTICS

TOTAL NUMBER OF SAMPLES	609
NUMBER OF ZERO VALUE SAMPLES	6
NUMBER OF NON-ZERO SAMPLES	603
ARITHMETIC MEAN	2.3407
VARIANCE	5.6742
STANDARD DEVIATION	2.3821
SKEW	7.3355
EXCESS KURTOSIS	73.0118
COEFFICIENT OF VARIANCE, %	101.7662
STANDARD ERROR OF THE MEAN	.0970
LOWER 95% LIMIT ON THE MEAN	2.1502
UPPER 95% LIMIT ON THE MEAN	2.5312
LOWER 95% LIMIT ON THE RANGE	-2.3376
UPPER 95% LIMIT ON THE RANGE	7.0190
GEOMETRIC MEAN	1.8642
LOG10 MEAN	.2705
LOG10 VARIANCE	.0817
LOG10 STANDARD DEVIATION	.2859
STANDARD ERROR ON THE MEAN	.0116
LOWER 95% LIMIT ON THE MEAN	1.7686
UPPER 95% LIMIT ON THE MEAN	1.9650
LOWER 95% LIMIT ON THE RANGE	.5117
UPPER 95% LIMIT ON THE RANGE	6.7915
MINIMUM VALUE	.2000
25TH PERCENTILE OR 1ST QUARTILE	1.4500
50TH PERCENTILE OR MEDIAN	1.9000
75TH PERCENTILE OR 3RD QUARTILE	2.7000
80TH PERCENTILE	2.9500
90TH PERCENTILE	3.6000
95TH PERCENTILE	4.4000
98TH PERCENTILE	7.4500
99TH PERCENTILE	10.4000
MAXIMUM VALUE	32.2500

SUMMARY STATISTICS

SUBSET	VARIABLE		UNITS	N	ARITH MEAN	STD DEV	CV %	SKEW	EXCESS KURT	95% LIMITS ON MEAN		GEOM MEAN	LOG 10 MEAN	STD DEV	95% LIMITS ON MEAN	
QRTZ	FE	SMSM	PCT	337	2.63	.973	37.0	1.78	5.00	2.52	2.73	2.48	.3947	.1437	2.40	2.57
SLSN	FE	SMSM	PCT	11	3.21	.747	23.2	-.38	-.75	2.72	3.71	3.13	.4950	.1104	2.64	3.70
SNDS	FE	SMSM	PCT	122	3.23	3.07	95.1	4.68	25.26	2.68	3.78	2.64	.4210	.2500	2.38	2.92
ARGL	FE	SMSM	PCT	120	2.26	1.53	67.8	5.55	44.53	1.98	2.54	1.99	.2979	.2145	1.82	2.17
SHLE	FE	SMSM	PCT	112	2.80	1.99	71.2	3.86	19.83	2.42	3.17	2.40	.3797	.2320	2.17	2.65
DORT	FE	SMSM	PCT	8	2.78	1.08	38.7	.71	-.67	1.90	3.66	2.61	.4171	.1630	1.92	3.55
BSLT	FE	SMSM	PCT	25	3.67	1.50	40.9	.46	-.80	3.06	4.29	3.38	.5292	.1825	2.84	4.02
LMSN	FE	SMSM	PCT	83	1.92	.907	47.2	.74	.77	1.72	2.12	1.69	.2291	.2325	1.51	1.90
DLMT	FE	SMSM	PCT	80	1.67	.840	50.1	1.36	2.44	1.49	1.86	1.50	.1753	.2062	1.35	1.66
SYNT	FE	SMSM	PCT	7	2.49	.578	23.2	.08	-.86	1.97	3.00	2.43	.3850	.1046	1.96	3.01
GLCM	FE	SMSM	PCT	95	2.28	2.52	110.7	6.71	49.41	1.76	2.79	1.89	.2764	.2277	1.70	2.10
BEXV	FE	SMSM	PCT	10	3.00	1.22	40.6	.28	-.83	2.14	3.86	2.77	.4424	.1874	2.04	3.75
SCST	FE	SMSM	PCT	58	1.79	.353	19.7	1.43	3.29	1.70	1.88	1.76	.2460	.0795	1.68	1.85
GRNS	FE	SMSM	PCT	30	2.25	.833	37.0	1.56	1.83	1.94	2.56	2.13	.3287	.1388	1.89	2.40
BGNS	FE	SMSM	PCT	6	1.87	.268	14.3	1.61	.86	1.60	2.13	1.85	.2678	.0569	1.63	2.11
GRDR	FE	SMSM	PCT	3	1.72	.247	14.4	.67	-1.50	1.26	2.17	1.71	.2318	.0603	1.32	2.20
UMFC	FE	SMSM	PCT	1	2.10	.100E-05	.0	.00	.00	2.10	2.10	2.10	.3222	.0000	2.10	2.10
UKNN	FE	SMSM	PCT	603	2.34	2.38	101.8	7.34	73.01	2.15	2.53	1.86	.2705	.2859	1.77	1.97

SUBSET	VARIABLE		UNITS	N	MIN VALUE	PERCENTILE 25TH	50TH	75TH	80TH	90TH	95TH	98TH	99TH	MAX VALUE
QRTZ	FE	SMSM	PCT	337	.800	2.000	2.400	3.000	3.200	3.950	4.500	5.200	6.500	8.100
SLSN	FE	SMSM	PCT	11	1.950	2.800	3.450	3.650	3.800	4.400	4.400	4.400	4.400	4.400
SNDS	FE	SMSM	PCT	122	.500	1.900	2.500	3.550	3.950	5.300	6.300	22.000	23.000	23.000
ARGL	FE	SMSM	PCT	120	.450	1.500	2.100	2.750	2.900	3.300	3.850	5.650	15.500	15.500
SHLE	FE	SMSM	PCT	112	.450	1.750	2.400	3.150	3.300	4.600	6.200	13.500	15.400	15.400
DORT	FE	SMSM	PCT	8	1.500	2.250	2.700	4.000	4.000	4.700	4.700	4.700	4.700	4.700
BSLT	FE	SMSM	PCT	25	1.700	2.200	3.650	5.100	5.200	5.550	6.900	6.900	6.900	6.900
LMSN	FE	SMSM	PCT	83	.350	1.300	1.900	2.550	2.600	2.950	4.000	4.300	4.900	4.900
DLMT	FE	SMSM	PCT	80	.550	1.050	1.450	2.150	2.300	2.750	3.600	4.050	5.000	5.000
SYNT	FE	SMSM	PCT	7	1.600	2.300	2.400	3.200	3.250	3.250	3.250	3.250	3.250	3.250
GLCM	FE	SMSM	PCT	95	.400	1.400	1.950	2.400	2.800	3.000	3.200	13.000	23.000	23.000
BEXV	FE	SMSM	PCT	10	1.450	1.900	3.400	3.700	4.000	5.250	5.250	5.250	5.250	5.250
SCST	FE	SMSM	PCT	58	1.250	1.600	1.750	1.900	2.000	2.150	2.550	3.150	3.150	3.150
GRNS	FE	SMSM	PCT	30	1.250	1.750	2.000	2.600	2.800	3.800	4.250	4.750	4.750	4.750
BGNS	FE	SMSM	PCT	6	1.700	1.700	1.800	1.850	2.400	2.400	2.400	2.400	2.400	2.400
GRDR	FE	SMSM	PCT	3	1.550	1.600	1.600	2.000	2.000	2.000	2.000	2.000	2.000	2.000
UMFC	FE	SMSM	PCT	1	2.100	2.100	2.100	2.100	2.100	2.100	2.100	2.100	2.100	2.100
UKNN	FE	SMSM	PCT	603	.200	1.450	1.900	2.700	2.950	3.600	4.400	7.450	10.400	32.250

VARIABLE NAME	UNIT OF MEASUREMENT	DATA SUBSET
BA SMSM	PPM	QRTZ

HISTOGRAM

		N	%	CUM %
10 PPM	X	10	2.88	2.88
20 PPM				
50 PPM				
100 PPM				
200 PPM	X	4	1.15	4.03
500 PPM	XXXXXXXXXXXXXXXXXX	132	38.04	42.07
1000 PPM	XXXXXXXXXXXXXXXXXXXXXXXXXXX	184	53.03	95.10
2000 PPM	XX	16	4.61	99.71
5000 PPM	I	1	.29	100.00
1 PCT				
2 PCT				
5 PCT				

0 20 40 60 80 100

PERCENT

SUMMARY STATISTICS

TOTAL NUMBER OF SAMPLES	347
NUMBER OF ZERO VALUE SAMPLES	10
NUMBER OF NON-ZERO SAMPLES	337
ARITHMETIC MEAN	1174.2433
VARIANCE	**********
STANDARD DEVIATION	571.8122
SKEW	5.4292
EXCESS KURTOSIS	50.1634
COEFFICIENT OF VARIANCE, %	48.6962
STANDARD ERROR OF THE MEAN	31.1486
LOWER 95% LIMIT ON THE MEAN	1112.9659
UPPER 95% LIMIT ON THE MEAN	1235.5207
LOWER 95% LIMIT ON THE RANGE	49.3401
UPPER 95% LIMIT ON THE RANGE	2299.1465
GEOMETRIC MEAN	1094.8711
LOG10 MEAN	3.0394
LOG10 VARIANCE	.0230
LOG10 STANDARD DEVIATION	.1516
STANDARD ERROR ON THE MEAN	.0083
LOWER 95% LIMIT ON THE MEAN	1054.6612
UPPER 95% LIMIT ON THE MEAN	1136.6140
LOWER 95% LIMIT ON THE RANGE	550.8738
UPPER 95% LIMIT ON THE RANGE	2176.0750

MINIMUM VALUE	400.0000
25TH PERCENTILE OR 1ST QUARTILE	900.0000
50TH PERCENTILE OR MEDIAN	1060.0000
75TH PERCENTILE OR 3RD QUARTILE	1260.0000
80TH PERCENTILE	1340.0000
90TH PERCENTILE	1700.0000
95TH PERCENTILE	2050.0000
98TH PERCENTILE	2320.0000
99TH PERCENTILE	4100.0000
MAXIMUM VALUE	7600.0000

REGIONAL STREAM SEDIMENT AND WATER GEOCHEMICAL RECONNAISSANCE DATA, YUKON TERRITORY 1977. GSC-OF 520, NGR 31-1977, NTS 116B,C,F,G

VARIABLE NAME: BA SMSM
UNIT OF MEASUREMENT: PPM
DATA SUBSET: SLSN

HISTOGRAM



	N	%	CUM %
	9	81.82	81.82
	2	18.18	100.00

SUMMARY STATISTICS

TOTAL NUMBER OF SAMPLES	11
NUMBER OF ZERO VALUE SAMPLES	0
NUMBER OF NON-ZERO SAMPLES	11
ARITHMETIC MEAN	1662.7273
VARIANCE	**********
STANDARD DEVIATION	569.5453
SKEW	1.6484
EXCESS KURTOSIS	1.5357
COEFFICIENT OF VARIANCE, %	34.2537
STANDARD ERROR OF THE MEAN	171.7244
LOWER 95% LIMIT ON THE MEAN	1284.7620
UPPER 95% LIMIT ON THE MEAN	2040.6926
LOWER 95% LIMIT ON THE RANGE	409.1581
UPPER 95% LIMIT ON THE RANGE	2916.2964
GEOMETRIC MEAN	1593.8453
LOG10 MEAN	3.2024
LOG10 VARIANCE	.0157
LOG10 STANDARD DEVIATION	.1253
STANDARD ERROR ON THE MEAN	.0378
LOWER 95% LIMIT ON THE MEAN	1316.1006
UPPER 95% LIMIT ON THE MEAN	1930.2041
LOWER 95% LIMIT ON THE RANGE	844.5888
UPPER 95% LIMIT ON THE RANGE	3007.7864
MINIMUM VALUE	1160.0000
25TH PERCENTILE OR 1ST QUARTILE	1380.0000
50TH PERCENTILE OR MEDIAN	1510.0000
75TH PERCENTILE OR 3RD QUARTILE	1620.0000
80TH PERCENTILE	2400.0000
90TH PERCENTILE	3070.0000
95TH PERCENTILE	3070.0000
98TH PERCENTILE	3070.0000
99TH PERCENTILE	3070.0000
MAXIMUM VALUE	3070.0000

VARIABLE NAME	UNIT OF MEASUREMENT	DATA SUBSET
BA SMSM	PPM	SNDS

HISTOGRAM

		N	%	CUM %
10 PPM	XX	4	3.17	3.17
20 PPM				
50 PPM				
100 PPM				
200 PPM	I	1	.79	3.97
500 PPM	XXXXXXXXXXXXXXXXX	45	35.71	39.68
1000 PPM	XXXXXXXXXXXXXXXXXXXXXXXXXXX	67	53.17	92.86
2000 PPM	XXX	8	6.35	99.21
5000 PPM				
.1 PCT	I	1	.79	100.00
2 PCT				
5 PCT				
10 PCT				
20 PCT				
50 PCT				

0 20 40 60 80 100

PERCENT

SUMMARY STATISTICS

TOTAL NUMBER OF SAMPLES	126
NUMBER OF ZERO VALUE SAMPLES	4
NUMBER OF NON-ZERO SAMPLES	122
ARITHMETIC MEAN	1361.8852
VARIANCE	**********
STANDARD DEVIATION	1672.9878
SKEW	9.7355
EXCESS KURTOSIS	99.9732
COEFFICIENT OF VARIANCE, %	122.8435
STANDARD ERROR OF THE MEAN	151.4652
LOWER 95% LIMIT ON THE MEAN	1062.0447
UPPER 95% LIMIT ON THE MEAN	1661.7258
LOWER 95% LIMIT ON THE RANGE	-1949.9614
UPPER 95% LIMIT ON THE RANGE	4673.7319
GEOMETRIC MEAN	1173.4288
LOG10 MEAN	3.0695
LOG10 VARIANCE	.0330
LOG10 STANDARD DEVIATION	.1817
STANDARD ERROR ON THE MEAN	.0165
LOWER 95% LIMIT ON THE MEAN	1088.6599
UPPER 95% LIMIT ON THE MEAN	1264.7983
LOWER 95% LIMIT ON THE RANGE	512.5896
UPPER 95% LIMIT ON THE RANGE	2686.2333
MINIMUM VALUE	460.0000
25TH PERCENTILE OR 1ST QUARTILE	900.0000
50TH PERCENTILE OR MEDIAN	1100.0000
75TH PERCENTILE OR 3RD QUARTILE	1420.0000
80TH PERCENTILE	1540.0000
90TH PERCENTILE	2000.0000
95TH PERCENTILE	2250.0000
98TH PERCENTILE	3070.0000
99TH PERCENTILE	19000.0000
MAXIMUM VALUE	19000.0000

VARIABLE NAME	UNIT OF MEASUREMENT	DATA SUBSET
BA SMSM	PPM	ARGL

HISTOGRAM

		N	%	CUM %
1 PPM	X	2	1.65	1.65
2 PPM				
5 PPM				
10 PPM				
20 PPM				
50 PPM	I	1	.83	2.48
100 PPM				
200 PPM	X	2	1.65	4.13
500 PPM	XXXXXX	14	11.57	15.70
1000 PPM	XXXXXXXXXXXX	30	24.79	40.50
2000 PPM	XXXXXXXXXXXXXXXXXX	44	36.36	76.86
5000 PPM	XXXXXXXXX	22	18.18	95.04
1 PCT	XX	6	4.96	100.00
2 PCT				
5 PCT				

0 20 40 60 80 100

PERCENT

SUMMARY STATISTICS

TOTAL NUMBER OF SAMPLES	121
NUMBER OF ZERO VALUE SAMPLES	2
NUMBER OF NON-ZERO SAMPLES	119
ARITHMETIC MEAN	1636.3866
VARIANCE	**********
STANDARD DEVIATION	1452.9909
SKEW	2.3261
EXCESS KURTOSIS	6.0901
COEFFICIENT OF VARIANCE, %	88.7926
STANDARD ERROR OF THE MEAN	133.1955
LOWER 95% LIMIT ON THE MEAN	1372.6329
UPPER 95% LIMIT ON THE MEAN	1900.1402
LOWER 95% LIMIT ON THE RANGE	-1240.8261
UPPER 95% LIMIT ON THE RANGE	4513.5992
GEOMETRIC MEAN	1194.0978
LOG10 MEAN	3.0770
LOG10 VARIANCE	.1290
LOG10 STANDARD DEVIATION	.3592
STANDARD ERROR ON THE MEAN	.0329
LOWER 95% LIMIT ON THE MEAN	1027.6300
UPPER 95% LIMIT ON THE MEAN	1387.5320
LOWER 95% LIMIT ON THE RANGE	232.1443
UPPER 95% LIMIT ON THE RANGE	6142.1699
MINIMUM VALUE	50.0000
25TH PERCENTILE OR 1ST QUARTILE	820.0000
50TH PERCENTILE OR MEDIAN	1260.0000
75TH PERCENTILE OR 3RD QUARTILE	2000.0000
80TH PERCENTILE	2200.0000
90TH PERCENTILE	3000.0000
95TH PERCENTILE	5600.0000
98TH PERCENTILE	7700.0000
99TH PERCENTILE	7900.0000
MAXIMUM VALUE	7900.0000

VARIABLE NAME	UNIT OF MEASUREMENT	DATA SUBSET
BA SMSM	PPM	SHLE

HISTOGRAM

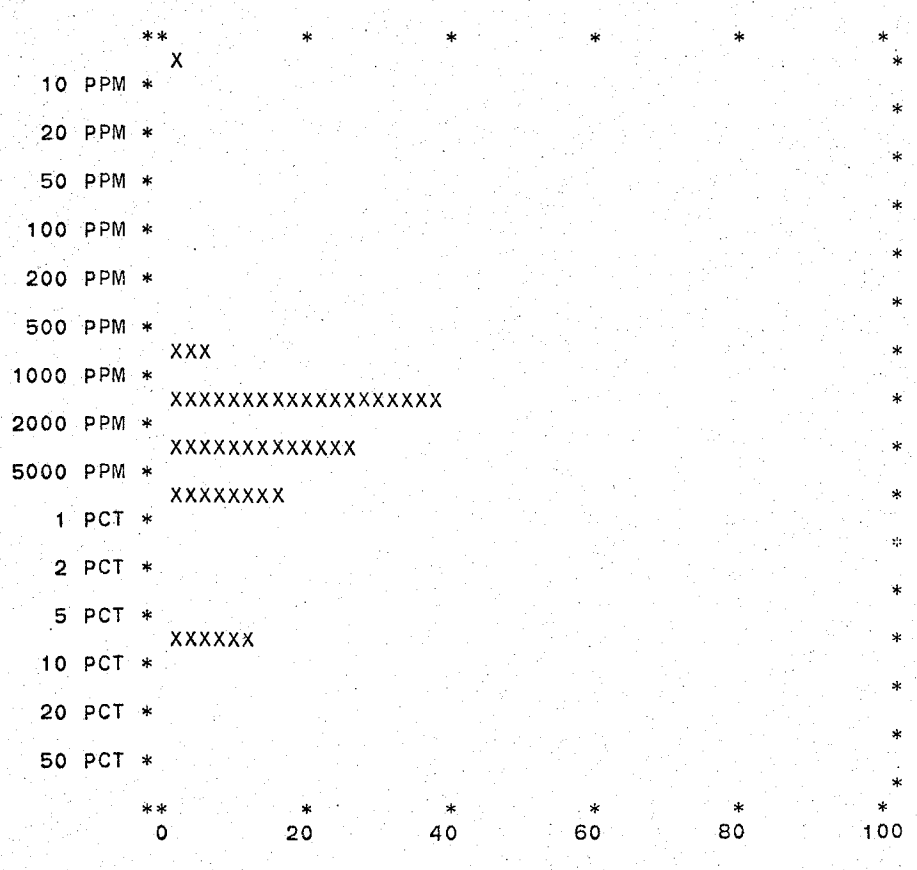

	N	%	CUM %
10 PPM	3	2.65	2.65
20 PPM			
50 PPM			
100 PPM			
200 PPM			
500 PPM			
1000 PPM	6	5.31	7.96
2000 PPM	42	37.17	45.13
5000 PPM	30	26.55	71.68
1 PCT	19	16.81	88.50
2 PCT			
5 PCT			
10 PCT	13	11.50	100.00
20 PCT			
50 PCT			

SUMMARY STATISTICS

TOTAL NUMBER OF SAMPLES	113
NUMBER OF ZERO VALUE SAMPLES	3
NUMBER OF NON-ZERO SAMPLES	110
ARITHMETIC MEAN	14504.3364
VARIANCE	**********
STANDARD DEVIATION	31513.2899
SKEW	2.3449
EXCESS KURTOSIS	3.5391
COEFFICIENT OF VARIANCE, %	217.2681
STANDARD ERROR OF THE MEAN	3004.6743
LOWER 95% LIMIT ON THE MEAN	8549.0719
UPPER 95% LIMIT ON THE MEAN	20459.6008
LOWER 95% LIMIT ON THE RANGE	**********
UPPER 95% LIMIT ON THE RANGE	76963.6770
GEOMETRIC MEAN	3731.6453
LOG10 MEAN	3.5719
LOG10 VARIANCE	.3516
LOG10 STANDARD DEVIATION	.5930
STANDARD ERROR ON THE MEAN	.0565
LOWER 95% LIMIT ON THE MEAN	2882.9918
UPPER 95% LIMIT ON THE MEAN	4830.1132
LOWER 95% LIMIT ON THE RANGE	249.2511
UPPER 95% LIMIT ON THE RANGE	55868.0549
MINIMUM VALUE	820.0000
25TH PERCENTILE OR 1ST QUARTILE	1460.0000
50TH PERCENTILE OR MEDIAN	2450.0000
75TH PERCENTILE OR 3RD QUARTILE	5800.0000
80TH PERCENTILE	7000.0000
90TH PERCENTILE	99999.0000
95TH PERCENTILE	99999.0000
98TH PERCENTILE	99999.0000
99TH PERCENTILE	99999.0000
MAXIMUM VALUE	99999.0000

VARIABLE NAME: BA SMSM
UNIT OF MEASUREMENT: PPM
DATA SUBSET: DORT

HISTOGRAM

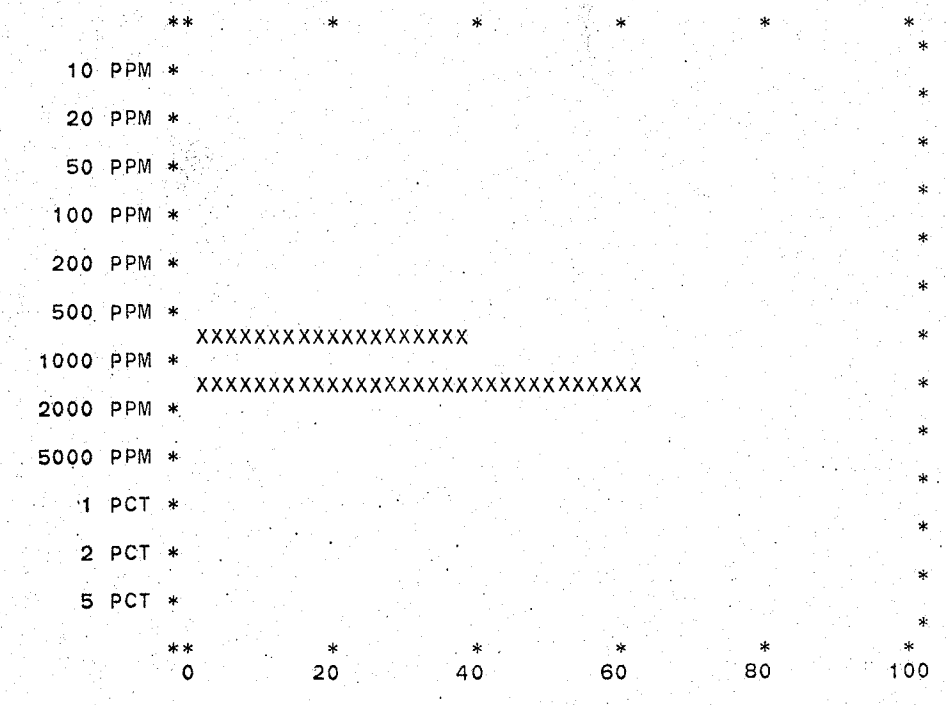

	N	%	CUM %
XXXXXXXXXXXXXXXXXX	3	37.50	37.50
XXXXXXXXXXXXXXXXXXXXXXXXXXXXXXXX	5	62.50	100.00

SUMMARY STATISTICS

TOTAL NUMBER OF SAMPLES	8
NUMBER OF ZERO VALUE SAMPLES	0
NUMBER OF NON-ZERO SAMPLES	8
ARITHMETIC MEAN	1122.5000
VARIANCE	78135.7143
STANDARD DEVIATION	279.5277
SKEW	1.6739
EXCESS KURTOSIS	1.5480
COEFFICIENT OF VARIANCE, %	24.9022
STANDARD ERROR OF THE MEAN	98.8280
LOWER 95% LIMIT ON THE MEAN	894.6027
UPPER 95% LIMIT ON THE MEAN	1350.3973
LOWER 95% LIMIT ON THE RANGE	477.9092
UPPER 95% LIMIT ON THE RANGE	1767.0908
GEOMETRIC MEAN	1097.5960
LOG10 MEAN	3.0404
LOG10 VARIANCE	.0088
LOG10 STANDARD DEVIATION	.0939
STANDARD ERROR ON THE MEAN	.0332
LOWER 95% LIMIT ON THE MEAN	920.2418
UPPER 95% LIMIT ON THE MEAN	1309.1309
LOWER 95% LIMIT ON THE RANGE	666.7348
UPPER 95% LIMIT ON THE RANGE	1806.8909
MINIMUM VALUE	880.0000
25TH PERCENTILE OR 1ST QUARTILE	980.0000
50TH PERCENTILE OR MEDIAN	1040.0000
75TH PERCENTILE OR 3RD QUARTILE	1260.0000
80TH PERCENTILE	1260.0000
90TH PERCENTILE	1760.0000
95TH PERCENTILE	1760.0000
98TH PERCENTILE	1760.0000
99TH PERCENTILE	1760.0000
MAXIMUM VALUE	1760.0000

VARIABLE NAME: BA SMSM
UNIT OF MEASUREMENT: PPM
DATA SUBSET: BSLT

HISTOGRAM

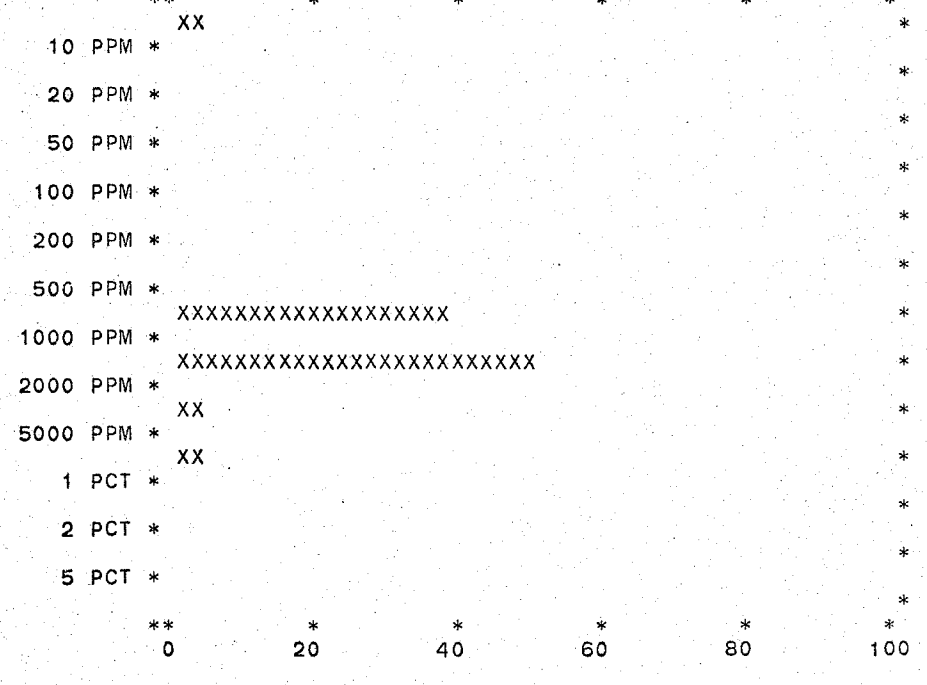

	N	%	CUM %
XX	1	3.85	3.85
XXXXXXXXXXXXXXXXXX	10	38.46	42.31
XXXXXXXXXXXXXXXXXXXXXXXX	13	50.00	92.31
XX	1	3.85	96.15
XX	1	3.85	100.00

SUMMARY STATISTICS

TOTAL NUMBER OF SAMPLES	26
NUMBER OF ZERO VALUE SAMPLES	1
NUMBER OF NON-ZERO SAMPLES	25
ARITHMETIC MEAN	1350.8000
VARIANCE	**********
STANDARD DEVIATION	1166.3223
SKEW	4.0721
EXCESS KURTOSIS	16.2442
COEFFICIENT OF VARIANCE, %	86.3431
STANDARD ERROR OF THE MEAN	233.2645
LOWER 95% LIMIT ON THE MEAN	870.2752
UPPER 95% LIMIT ON THE MEAN	1831.3248
LOWER 95% LIMIT ON THE RANGE	-1051.8239
UPPER 95% LIMIT ON THE RANGE	3753.4239
GEOMETRIC MEAN	1160.3644
LOG10 MEAN	3.0646
LOG10 VARIANCE	.0422
LOG10 STANDARD DEVIATION	.2055
STANDARD ERROR ON THE MEAN	.0411
LOWER 95% LIMIT ON THE MEAN	954.8238
UPPER 95% LIMIT ON THE MEAN	1410.1509
LOWER 95% LIMIT ON THE RANGE	437.7624
UPPER 95% LIMIT ON THE RANGE	3075.7449

MINIMUM VALUE	520.0000
25TH PERCENTILE OR 1ST QUARTILE	940.0000
50TH PERCENTILE OR MEDIAN	1100.0000
75TH PERCENTILE OR 3RD QUARTILE	1320.0000
80TH PERCENTILE	1360.0000
90TH PERCENTILE	1740.0000
95TH PERCENTILE	6700.0000
98TH PERCENTILE	6700.0000
99TH PERCENTILE	6700.0000
MAXIMUM VALUE	6700.0000

VARIABLE NAME	UNIT OF MEASUREMENT	DATA SUBSET
BA SMSM	PPM	LMSN

HISTOGRAM

		N	%	CUM %
10 PPM				
20 PPM				
50 PPM				
100 PPM				
200 PPM	XXXXX	9	10.84	10.84
500 PPM	XXXXXXXXXXXXXXXXX	28	33.73	44.58
1000 PPM	XXXXXXXXXXXXX	22	26.51	71.08
2000 PPM	XXXXXXXXXXXX	20	24.10	95.18
5000 PPM	XX	3	3.61	98.80
1 PCT				
2 PCT				
5 PCT	X	1	1.20	100.00
10 PCT				
20 PCT				
50 PCT				

0 20 40 60 80 100

PERCENT

SUMMARY STATISTICS

TOTAL NUMBER OF SAMPLES	83
NUMBER OF ZERO VALUE SAMPLES	0
NUMBER OF NON-ZERO SAMPLES	83
ARITHMETIC MEAN	2879.1446
VARIANCE	**********
STANDARD DEVIATION	10904.9263
SKEW	8.6663
EXCESS KURTOSIS	74.6616
COEFFICIENT OF VARIANCE, %	378.7558
STANDARD ERROR OF THE MEAN	1196.9712
LOWER 95% LIMIT ON THE MEAN	497.8423
UPPER 95% LIMIT ON THE MEAN	5260.4469
LOWER 95% LIMIT ON THE RANGE	**********
UPPER 95% LIMIT ON THE RANGE	24573.8411
GEOMETRIC MEAN	1308.3243
LOG10 MEAN	3.1167
LOG10 VARIANCE	.1537
LOG10 STANDARD DEVIATION	.3921
STANDARD ERROR ON THE MEAN	.0430
LOWER 95% LIMIT ON THE MEAN	1074.2146
UPPER 95% LIMIT ON THE MEAN	1593.4549
LOWER 95% LIMIT ON THE RANGE	217.0902
UPPER 95% LIMIT ON THE RANGE	7884.7989
MINIMUM VALUE	300.0000
25TH PERCENTILE OR 1ST QUARTILE	680.0000
50TH PERCENTILE OR MEDIAN	1140.0000
75TH PERCENTILE OR 3RD QUARTILE	2200.0000
80TH PERCENTILE	2480.0000
90TH PERCENTILE	4000.0000
95TH PERCENTILE	7200.0000
98TH PERCENTILE	8600.0000
99TH PERCENTILE	99999.0000
MAXIMUM VALUE	99999.0000

VARIABLE NAME	UNIT OF MEASUREMENT	DATA SUBSET
HG SMSM	PPB	SCST

HISTOGRAM

		N	%	CUM %
	** * * * * *			
1 PPB	*			
2 PPB	*			
5 PPB	*			
10 PPB	*			
	XXXX *	5	8.62	8.62
20 PPB	*			
	XXXXXXXXXXXXXXXXXXXXXXXXXXXXXXXXXX *	39	67.24	75.86
50 PPB	*			
	XXXXXXXX *	9	15.52	91.38
100 PPB	*			
	XXX *	4	6.90	98.28
200 PPB	*			
500 PPB	*			
	*			
1 PPM	*			
	X *	1	1.72	100.00
2 PPM	*			
5 PPM	*			
	*			
10 PPM	*			
	*			
20 PPM	*			
	*			
50 PPM	*			
	*			
	** * * * * *			
	0 20 40 60 80 100			

PERCENT

SUMMARY STATISTICS

TOTAL NUMBER OF SAMPLES	58
NUMBER OF ZERO VALUE SAMPLES	0
NUMBER OF NON-ZERO SAMPLES	58
ARITHMETIC MEAN	69.6552
VARIANCE	25508.6509
STANDARD DEVIATION	159.7143
SKEW	7.1393
EXCESS KURTOSIS	50.2558
COEFFICIENT OF VARIANCE, %	229.2928
STANDARD ERROR OF THE MEAN	20.9715
LOWER 95% LIMIT ON THE MEAN	27.6786
UPPER 95% LIMIT ON THE MEAN	111.6318
LOWER 95% LIMIT ON THE RANGE	-250.0289
UPPER 95% LIMIT ON THE RANGE	389.3393
GEOMETRIC MEAN	46.7824
LOG10 MEAN	1.6701
LOG10 VARIANCE	.0724
LOG10 STANDARD DEVIATION	.2691
STANDARD ERROR ON THE MEAN	.0353
LOWER 95% LIMIT ON THE MEAN	39.7529
UPPER 95% LIMIT ON THE MEAN	55.0549
LOWER 95% LIMIT ON THE RANGE	13.5377
UPPER 95% LIMIT ON THE RANGE	161.6666
MINIMUM VALUE	20.0000
25TH PERCENTILE OR 1ST QUARTILE	30.0000
50TH PERCENTILE OR MEDIAN	40.0000
75TH PERCENTILE OR 3RD QUARTILE	50.0000
80TH PERCENTILE	60.0000
90TH PERCENTILE	80.0000
95TH PERCENTILE	120.0000
98TH PERCENTILE	1250.0000
99TH PERCENTILE	1250.0000
MAXIMUM VALUE	1250.0000

VARIABLE NAME	UNIT OF MEASUREMENT	DATA SUBSET
HG SMSM	PPB	GRNS

HISTOGRAM

		N	%	CUM %
	** * * * * *			
	XXX *	2	6.45	6.45
100 PPT	*			
	*			
200 PPT	*			
	*			
500 PPT	*			
	*			
1 PPB	*			
	*			
2 PPB	*			
	*			
5 PPB	*			
	XX *	1	3.23	9.68
10 PPB	*			
	*			
20 PPB	*			
	XXXXXXXXXXXXXXXXXXXXXXXXXXXXXXX *	19	61.29	70.97
50 PPB	*			
	XXXXXXXXXXXXXXX *	9	29.03	100.00
100 PPB	*			
	*			
200 PPB	*			
	*			
500 PPB	*			
	*			
1 PPM	*			
	*			
2 PPM	*			
	*			
5 PPM	*			
	*			
	** * * * * *			
	0 20 40 60 80 100			

PERCENT

SUMMARY STATISTICS

TOTAL NUMBER OF SAMPLES	31
NUMBER OF ZERO VALUE SAMPLES	2
NUMBER OF NON-ZERO SAMPLES	29
ARITHMETIC MEAN	50.6897
VARIANCE	506.6502
STANDARD DEVIATION	22.5089
SKEW	.6586
EXCESS KURTOSIS	-.3760
COEFFICIENT OF VARIANCE, %	44.4053
STANDARD ERROR OF THE MEAN	4.1798
LOWER 95% LIMIT ON THE MEAN	42.1420
UPPER 95% LIMIT ON THE MEAN	59.2373
LOWER 95% LIMIT ON THE RANGE	4.6590
UPPER 95% LIMIT ON THE RANGE	96.7203
GEOMETRIC MEAN	45.7754
LOG10 MEAN	1.6606
LOG10 VARIANCE	.0439
LOG10 STANDARD DEVIATION	.2096
STANDARD ERROR ON THE MEAN	.0389
LOWER 95% LIMIT ON THE MEAN	38.1107
UPPER 95% LIMIT ON THE MEAN	54.9818
LOWER 95% LIMIT ON THE RANGE	17.0627
UPPER 95% LIMIT ON THE RANGE	122.8052
MINIMUM VALUE	10.0000
25TH PERCENTILE OR 1ST QUARTILE	30.0000
50TH PERCENTILE OR MEDIAN	50.0000
75TH PERCENTILE OR 3RD QUARTILE	70.0000
80TH PERCENTILE	70.0000
90TH PERCENTILE	90.0000
95TH PERCENTILE	100.0000
98TH PERCENTILE	100.0000
99TH PERCENTILE	100.0000
MAXIMUM VALUE	100.0000

VARIABLE NAME	UNIT OF MEASUREMENT	DATA SUBSET
HG SMSM	PPB	BGNS

HISTOGRAM

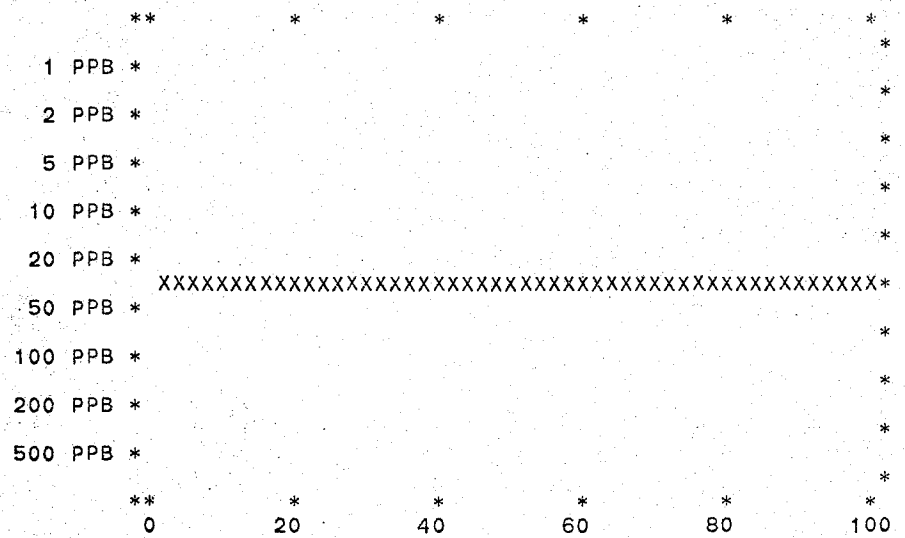

SUMMARY STATISTICS

TOTAL NUMBER OF SAMPLES	6
NUMBER OF ZERO VALUE SAMPLES	0
NUMBER OF NON-ZERO SAMPLES	6
ARITHMETIC MEAN	40.0000
VARIANCE	80.0000
STANDARD DEVIATION	8.9443
SKEW	-.0000
EXCESS KURTOSIS	-1.5000
COEFFICIENT OF VARIANCE, %	22.3607
STANDARD ERROR OF THE MEAN	3.6515
LOWER 95% LIMIT ON THE MEAN	31.0648
UPPER 95% LIMIT ON THE MEAN	48.9352
LOWER 95% LIMIT ON THE RANGE	18.1134
UPPER 95% LIMIT ON THE RANGE	61.8866
GEOMETRIC MEAN	39.1487
LOG10 MEAN	1.5927
LOG10 VARIANCE	.0099
LOG10 STANDARD DEVIATION	.0995
STANDARD ERROR ON THE MEAN	.0406
LOWER 95% LIMIT ON THE MEAN	31.1416
UPPER 95% LIMIT ON THE MEAN	49.2145
LOWER 95% LIMIT ON THE RANGE	22.3509
UPPER 95% LIMIT ON THE RANGE	68.5706
MINIMUM VALUE	30.0000
25TH PERCENTILE OR 1ST QUARTILE	30.0000
50TH PERCENTILE OR MEDIAN	40.0000
75TH PERCENTILE OR 3RD QUARTILE	50.0000
80TH PERCENTILE	50.0000
90TH PERCENTILE	50.0000
95TH PERCENTILE	50.0000
98TH PERCENTILE	50.0000
99TH PERCENTILE	50.0000
MAXIMUM VALUE	50.0000

VARIABLE NAME	UNIT OF MEASUREMENT	DATA SUBSET
BA SMSM	PPM	DLMT

HISTOGRAM

		N	%	CUM %
10 PPM				
20 PPM				
50 PPM				
100 PPM				
200 PPM	XXXXXXXXX	14	17.50	17.50
500 PPM	XXXXXXXXXXXXXXXXXXXXXXX	37	46.25	63.75
1000 PPM	XXXXXXXXXXX	18	22.50	86.25
2000 PPM	XXXX	6	7.50	93.75
5000 PPM	XXX	4	5.00	98.75
1 PCT				
2 PCT				
5 PCT	X	1	1.25	100.00
10 PCT				
20 PCT				
50 PCT				

0 20 40 60 80 100

PERCENT

SUMMARY STATISTICS

TOTAL NUMBER OF SAMPLES	80
NUMBER OF ZERO VALUE SAMPLES	0
NUMBER OF NON-ZERO SAMPLES	80
ARITHMETIC MEAN	2460.3625
VARIANCE	**********
STANDARD DEVIATION	11110.5237
SKEW	8.6164
EXCESS KURTOSIS	73.1394
COEFFICIENT OF VARIANCE, %	451.5808
STANDARD ERROR OF THE MEAN	1242.1943
LOWER 95% LIMIT ON THE MEAN	-12.1011
UPPER 95% LIMIT ON THE MEAN	4932.8261
LOWER 95% LIMIT ON THE RANGE	**********
UPPER 95% LIMIT ON THE RANGE	24574.7489
GEOMETRIC MEAN	961.3817
LOG10 MEAN	2.9829
LOG10 VARIANCE	.1466
LOG10 STANDARD DEVIATION	.3829
STANDARD ERROR ON THE MEAN	.0428
LOWER 95% LIMIT ON THE MEAN	790.0970
UPPER 95% LIMIT ON THE MEAN	1169.7991
LOWER 95% LIMIT ON THE RANGE	166.2287
UPPER 95% LIMIT ON THE RANGE	5560.1408
MINIMUM VALUE	240.0000
25TH PERCENTILE OR 1ST QUARTILE	580.0000
50TH PERCENTILE OR MEDIAN	800.0000
75TH PERCENTILE OR 3RD QUARTILE	1240.0000
80TH PERCENTILE	1620.0000
90TH PERCENTILE	3200.0000
95TH PERCENTILE	5200.0000
98TH PERCENTILE	6300.0000
99TH PERCENTILE	99999.0000
MAXIMUM VALUE	99999.0000

VARIABLE NAME	UNIT OF MEASUREMENT	DATA SUBSET
BA SMSM	PPM	SYNT

HISTOGRAM

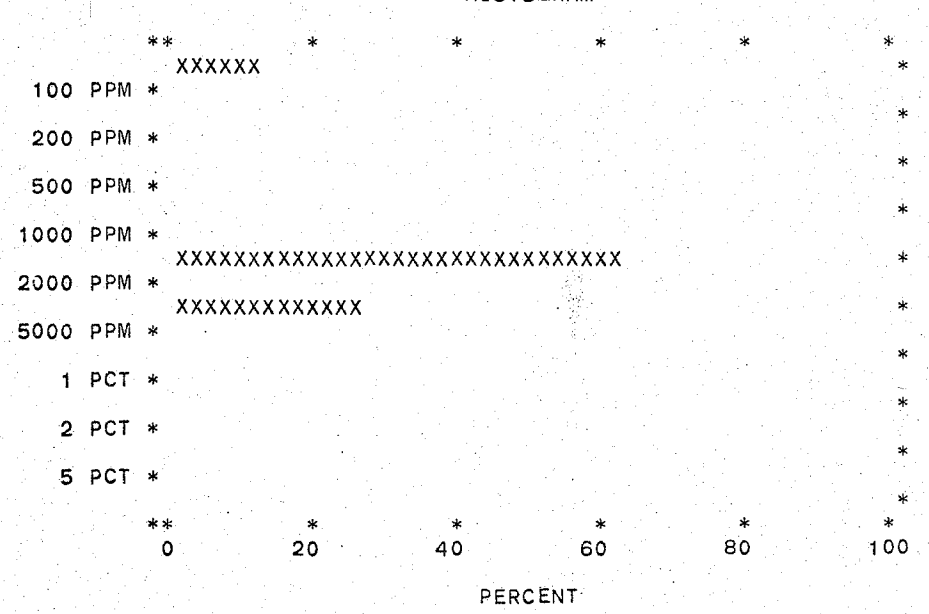

	N	%	CUM %
XXXXXX	1	12.50	12.50
XXXXXXXXXXXXXXXXXXXXXXXXXXXXXX	5	62.50	75.00
XXXXXXXXXXXXX	2	25.00	100.00

SUMMARY STATISTICS

TOTAL NUMBER OF SAMPLES	8
NUMBER OF ZERO VALUE SAMPLES	1
NUMBER OF NON-ZERO SAMPLES	7
ARITHMETIC MEAN	1994.2857
VARIANCE	**********
STANDARD DEVIATION	886.5637
SKEW	.7253
EXCESS KURTOSIS	-1.1043
COEFFICIENT OF VARIANCE, %	44.4552
STANDARD ERROR OF THE MEAN	335.0896
LOWER 95% LIMIT ON THE MEAN	1201.7988
UPPER 95% LIMIT ON THE MEAN	2786.7726
LOWER 95% LIMIT ON THE RANGE	-102.4375
UPPER 95% LIMIT ON THE RANGE	4091.0089
GEOMETRIC MEAN	1842.6644
LOG10 MEAN	3.2654
LOG10 VARIANCE	.0338
LOG10 STANDARD DEVIATION	.1838
STANDARD ERROR ON THE MEAN	.0695
LOWER 95% LIMIT ON THE MEAN	1262.3343
UPPER 95% LIMIT ON THE MEAN	2689.7884
LOWER 95% LIMIT ON THE RANGE	677.3666
UPPER 95% LIMIT ON THE RANGE	5012.6657
MINIMUM VALUE	1020.0000
25TH PERCENTILE OR 1ST QUARTILE	1580.0000
50TH PERCENTILE OR MEDIAN	1620.0000
75TH PERCENTILE OR 3RD QUARTILE	3200.0000
80TH PERCENTILE	3300.0000
90TH PERCENTILE	3300.0000
95TH PERCENTILE	3300.0000
98TH PERCENTILE	3300.0000
99TH PERCENTILE	3300.0000
MAXIMUM VALUE	3300.0000

VARIABLE NAME: BA SMSM
UNIT OF MEASUREMENT: PPM
DATA SUBSET: GLCM

HISTOGRAM

		N	%	CUM %
10 PPM	XXX	5	5.21	5.21
20 PPM				
50 PPM				
100 PPM	XXXXXXXXXXXXXXXXXXXX	41	42.71	47.92
200 PPM	XXXXXXXXXXXXXXXXXX	34	35.42	83.33
500 PPM	XXXX	8	8.33	91.67
1000 PPM	XXXX	7	7.29	98.96
2000 PPM				
5000 PPM	X	1	1.04	100.00
1 PCT				
2 PCT				
5 PCT				
10 PCT				
20 PCT				
50 PCT				

0 20 40 60 80 100

PERCENT

SUMMARY STATISTICS

TOTAL NUMBER OF SAMPLES	96
NUMBER OF ZERO VALUE SAMPLES	5
NUMBER OF NON-ZERO SAMPLES	91
ARITHMETIC MEAN	2802.7363
VARIANCE	**********
STANDARD DEVIATION	10448.1564
SKEW	8.9973
EXCESS KURTOSIS	81.1427
COEFFICIENT OF VARIANCE, %	372.7841
STANDARD ERROR OF THE MEAN	1095.2644
LOWER 95% LIMIT ON THE MEAN	626.5774
UPPER 95% LIMIT ON THE MEAN	4978.8952
LOWER 95% LIMIT ON THE RANGE	**********
UPPER 95% LIMIT ON THE RANGE	23561.9692
GEOMETRIC MEAN	1388.8201
LOG10 MEAN	3.1426
LOG10 VARIANCE	.1105
LOG10 STANDARD DEVIATION	.3324
STANDARD ERROR ON THE MEAN	.0348
LOWER 95% LIMIT ON THE MEAN	1184.1905
UPPER 95% LIMIT ON THE MEAN	1628.8098
LOWER 95% LIMIT ON THE RANGE	303.5899
UPPER 95% LIMIT ON THE RANGE	6353.3779
MINIMUM VALUE	660.0000
25TH PERCENTILE OR 1ST QUARTILE	920.0000
50TH PERCENTILE OR MEDIAN	1060.0000
75TH PERCENTILE OR 3RD QUARTILE	1420.0000
80TH PERCENTILE	1800.0000
90TH PERCENTILE	4650.0000
95TH PERCENTILE	7100.0000
98TH PERCENTILE	8700.0000
99TH PERCENTILE	99999.0000
MAXIMUM VALUE	99999.0000

VARIABLE NAME: BA SMSM
UNIT OF MEASUREMENT: PPM
DATA SUBSET: BEXV

HISTOGRAM

		N	%	CUM %
10 PPM	XXXXXXXXX	2	18.18	18.18
20 PPM				
50 PPM				
100 PPM				
200 PPM	XXXXX	1	9.09	27.27
500 PPM	XXXXXXXXXXXXXXXXXX	4	36.36	63.64
1000 PPM	XXXXXXXXXXXXXX	3	27.27	90.91
2000 PPM	XXXXX	1	9.09	100.00
5000 PPM				
.1 PCT				
2 PCT				
5 PCT				

0 20 40 60 80 100

PERCENT

SUMMARY STATISTICS

TOTAL NUMBER OF SAMPLES	11
NUMBER OF ZERO VALUE SAMPLES	2
NUMBER OF NON-ZERO SAMPLES	9
ARITHMETIC MEAN	1272.2222
VARIANCE	**********
STANDARD DEVIATION	813.0156
SKEW	.9413
EXCESS KURTOSIS	-.0969
COEFFICIENT OF VARIANCE, %	63.9052
STANDARD ERROR OF THE MEAN	271.0052
LOWER 95% LIMIT ON THE MEAN	659.2084
UPPER 95% LIMIT ON THE MEAN	1885.2360
LOWER 95% LIMIT ON THE RANGE	-566.8192
UPPER 95% LIMIT ON THE RANGE	3111.2636
GEOMETRIC MEAN	1068.5135
LOG10 MEAN	3.0288
LOG10 VARIANCE	.0740
LOG10 STANDARD DEVIATION	.2721
STANDARD ERROR ON THE MEAN	.0907
LOWER 95% LIMIT ON THE MEAN	666.2436
UPPER 95% LIMIT ON THE MEAN	1713.6694
LOWER 95% LIMIT ON THE RANGE	259.0234
UPPER 95% LIMIT ON THE RANGE	4407.7917
MINIMUM VALUE	440.0000
25TH PERCENTILE OR 1ST QUARTILE	640.0000
50TH PERCENTILE OR MEDIAN	1000.0000
75TH PERCENTILE OR 3RD QUARTILE	1860.0000
80TH PERCENTILE	1860.0000
90TH PERCENTILE	2950.0000
95TH PERCENTILE	2950.0000
98TH PERCENTILE	2950.0000
99TH PERCENTILE	2950.0000
MAXIMUM VALUE	2950.0000

VARIABLE NAME	UNIT OF MEASUREMENT	DATA SUBSET
BA SMSM	PPM	SCST

HISTOGRAM

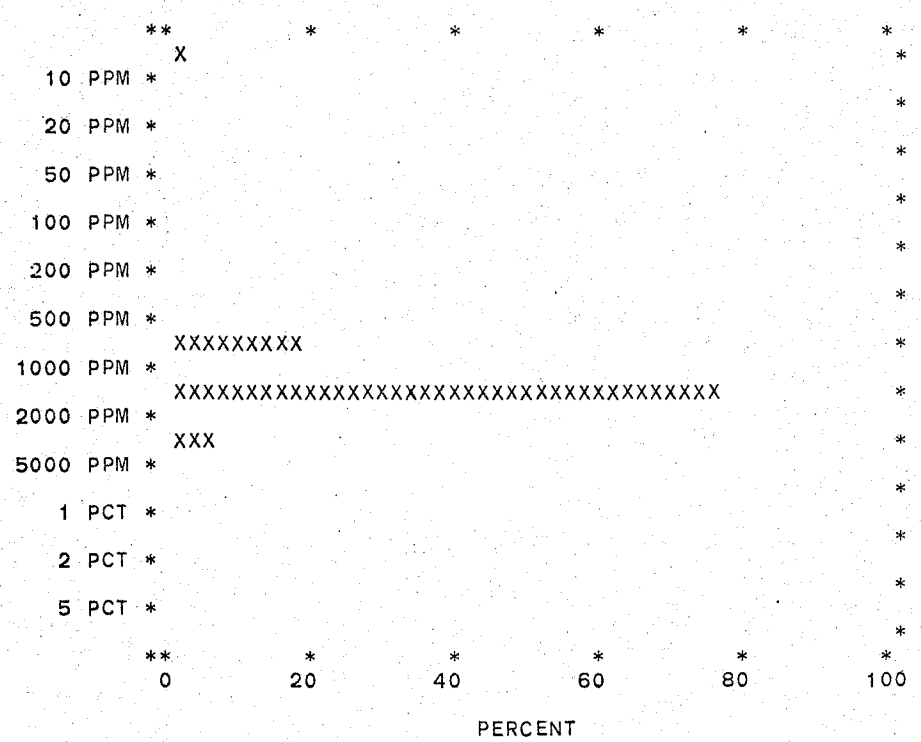

	N	%	CUM %
X	1	1.72	1.72
XXXXXXXXX	10	17.24	18.97
XXXXXXXXXXXXXXXXXXXXXXXXXXXXXXXXXXXXXX	44	75.86	94.83
XXX	3	5.17	100.00

SUMMARY STATISTICS

TOTAL NUMBER OF SAMPLES	58
NUMBER OF ZERO VALUE SAMPLES	1
NUMBER OF NON-ZERO SAMPLES	57
ARITHMETIC MEAN	1422.2807
VARIANCE	**********
STANDARD DEVIATION	446.3223
SKEW	1.0808
EXCESS KURTOSIS	1.7499
COEFFICIENT OF VARIANCE, %	31.3807
STANDARD ERROR OF THE MEAN	59.1168
LOWER 95% LIMIT ON THE MEAN	1303.9051
UPPER 95% LIMIT ON THE MEAN	1540.6563
LOWER 95% LIMIT ON THE RANGE	528.5648
UPPER 95% LIMIT ON THE RANGE	2315.9966
GEOMETRIC MEAN	1360.3257
LOG10 MEAN	3.1336
LOG10 VARIANCE	.0167
LOG10 STANDARD DEVIATION	.1291
STANDARD ERROR ON THE MEAN	.0171
LOWER 95% LIMIT ON THE MEAN	1257.1632
UPPER 95% LIMIT ON THE MEAN	1471.9536
LOWER 95% LIMIT ON THE RANGE	749.9838
UPPER 95% LIMIT ON THE RANGE	2467.3679
MINIMUM VALUE	780.0000
25TH PERCENTILE OR 1ST QUARTILE	1080.0000
50TH PERCENTILE OR MEDIAN	1340.0000
75TH PERCENTILE OR 3RD QUARTILE	1720.0000
80TH PERCENTILE	1900.0000
90TH PERCENTILE	2000.0000
95TH PERCENTILE	2050.0000
98TH PERCENTILE	3100.0000
99TH PERCENTILE	3100.0000
MAXIMUM VALUE	3100.0000

VARIABLE NAME	UNIT OF MEASUREMENT	DATA SUBSET
BA SMSM	PPM	GRNS

HISTOGRAM

		N	%	CUM %
10 PPM	XXXXXX	4	12.90	12.90
20 PPM				
50 PPM				
100 PPM				
200 PPM	XXXXX	3	9.68	22.58
500 PPM	XXXXXXXXXXXXXXXXXXX	12	38.71	61.29
1000 PPM	XXXXXXXXXXXXXXXXX	11	35.48	96.77
2000 PPM	XX	1	3.23	100.00
5000 PPM				
1 PCT				
2 PCT				
5 PCT				

0 20 40 60 80 100

PERCENT

SUMMARY STATISTICS

TOTAL NUMBER OF SAMPLES	31
NUMBER OF ZERO VALUE SAMPLES	4
NUMBER OF NON-ZERO SAMPLES	27
ARITHMETIC MEAN	1104.8148
VARIANCE	**********
STANDARD DEVIATION	658.7364
SKEW	2.2895
EXCESS KURTOSIS	6.3650
COEFFICIENT OF VARIANCE, %	59.6241
STANDARD ERROR OF THE MEAN	126.7739
LOWER 95% LIMIT ON THE MEAN	844.6748
UPPER 95% LIMIT ON THE MEAN	1364.9548
LOWER 95% LIMIT ON THE RANGE	-246.9122
UPPER 95% LIMIT ON THE RANGE	2456.5419
GEOMETRIC MEAN	973.0392
LOG10 MEAN	2.9881
LOG10 VARIANCE	.0460
LOG10 STANDARD DEVIATION	.2144
STANDARD ERROR ON THE MEAN	.0413
LOWER 95% LIMIT ON THE MEAN	800.7036
UPPER 95% LIMIT ON THE MEAN	1182.4666
LOWER 95% LIMIT ON THE RANGE	353.3715
UPPER 95% LIMIT ON THE RANGE	2679.3480
MINIMUM VALUE	400.0000
25TH PERCENTILE OR 1ST QUARTILE	740.0000
50TH PERCENTILE OR MEDIAN	940.0000
75TH PERCENTILE OR 3RD QUARTILE	1380.0000
80TH PERCENTILE	1480.0000
90TH PERCENTILE	2000.0000
95TH PERCENTILE	3650.0000
98TH PERCENTILE	3650.0000
99TH PERCENTILE	3650.0000
MAXIMUM VALUE	3650.0000

VARIABLE NAME: BA SMSM
UNIT OF MEASUREMENT: PPM
DATA SUBSET: BGNS

HISTOGRAM

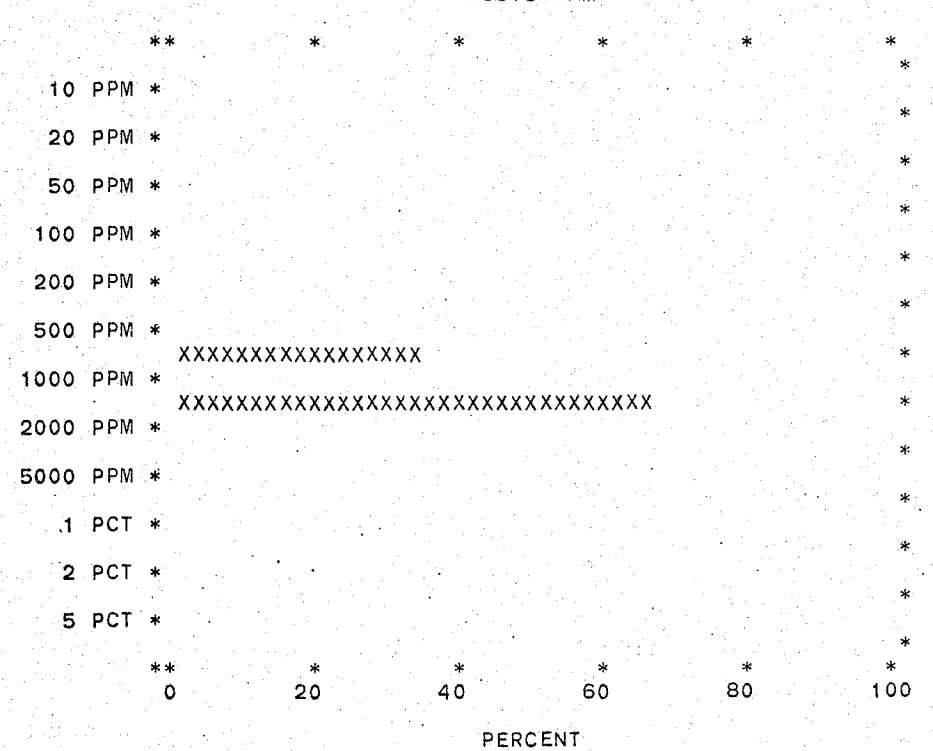

	N	%	CUM %
XXXXXXXXXXXXXXXXX	2	33.33	33.33
XXXXXXXXXXXXXXXXXXXXXXXXXXXXXXXXX	4	66.67	100.00

SUMMARY STATISTICS

TOTAL NUMBER OF SAMPLES	6
NUMBER OF ZERO VALUE SAMPLES	0
NUMBER OF NON-ZERO SAMPLES	6
ARITHMETIC MEAN	1073.3333
VARIANCE	10666.6667
STANDARD DEVIATION	103.2796
SKEW	.5816
EXCESS KURTOSIS	-.9047
COEFFICIENT OF VARIANCE, %	9.6223
STANDARD ERROR OF THE MEAN	42.1637
LOWER 95% LIMIT ON THE MEAN	970.1588
UPPER 95% LIMIT ON THE MEAN	1176.5079
LOWER 95% LIMIT ON THE RANGE	820.6083
UPPER 95% LIMIT ON THE RANGE	1326.0584
GEOMETRIC MEAN	1069.3100
LOG10 MEAN	3.0291
LOG10 VARIANCE	.0017
LOG10 STANDARD DEVIATION	.0410
STANDARD ERROR ON THE MEAN	.0167
LOWER 95% LIMIT ON THE MEAN	973.1597
UPPER 95% LIMIT ON THE MEAN	1174.9601
LOWER 95% LIMIT ON THE RANGE	848.9297
UPPER 95% LIMIT ON THE RANGE	1346.9004
MINIMUM VALUE	960.0000
25TH PERCENTILE OR 1ST QUARTILE	1000.0000
50TH PERCENTILE OR MEDIAN	1080.0000
75TH PERCENTILE OR 3RD QUARTILE	1140.0000
80TH PERCENTILE	1240.0000
90TH PERCENTILE	1240.0000
95TH PERCENTILE	1240.0000
98TH PERCENTILE	1240.0000
99TH PERCENTILE	1240.0000
MAXIMUM VALUE	1240.0000

REGIONAL STREAM SEDIMENT AND WATER GEOCHEMICAL RECONNAISSANCE DATA, YUKON TERRITORY 1977. GSC-OF 520, NGR 31-1977, NTS 116B,C,F,G

VARIABLE NAME	UNIT OF MEASUREMENT	DATA SUBSET
BA SMSM	PPM	GRDR

HISTOGRAM

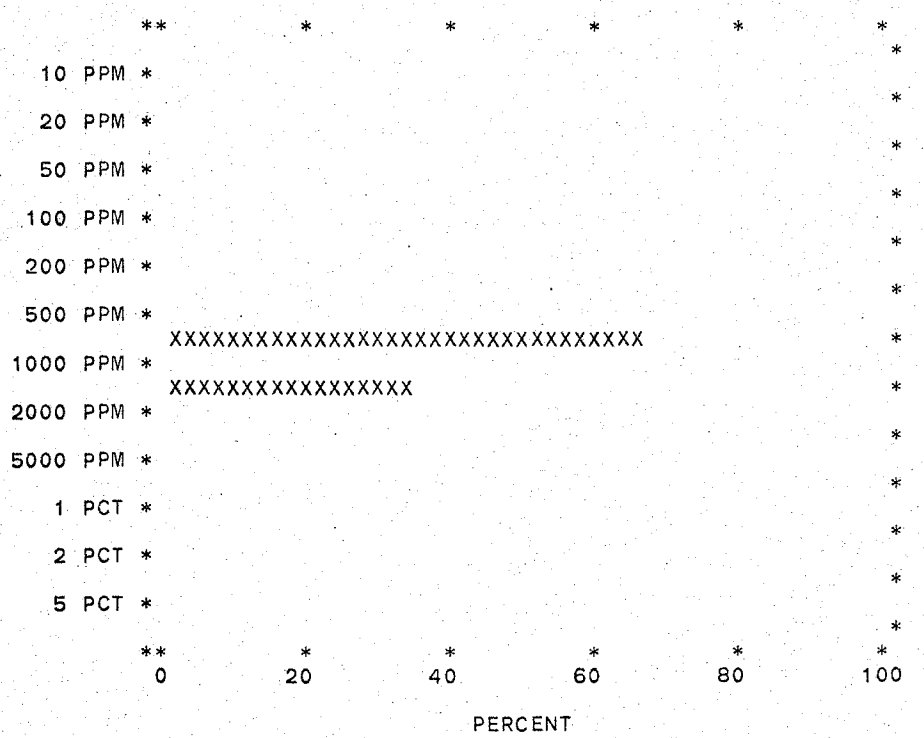

	N	%	CUM %
XXXXXXXXXXXXXXXXXXXXXXXXXXXXXXXXX	2	66.67	66.67
XXXXXXXXXXXXXXXXX	1	33.33	100.00

SUMMARY STATISTICS

TOTAL NUMBER OF SAMPLES	3
NUMBER OF ZERO VALUE SAMPLES	0
NUMBER OF NON-ZERO SAMPLES	3
ARITHMETIC MEAN	980.0000
VARIANCE	5200.0000
STANDARD DEVIATION	72.1110
SKEW	-.4703
EXCESS KURTOSIS	-1.5000
COEFFICIENT OF VARIANCE, %	7.3583
STANDARD ERROR OF THE MEAN	41.6333
LOWER 95% LIMIT ON THE MEAN	847.5228
UPPER 95% LIMIT ON THE MEAN	1112.4772
LOWER 95% LIMIT ON THE RANGE	750.5427
UPPER 95% LIMIT ON THE RANGE	1209.4573
GEOMETRIC MEAN	978.1946
LOG10 MEAN	2.9904
LOG10 VARIANCE	.0011
LOG10 STANDARD DEVIATION	.0325
STANDARD ERROR ON THE MEAN	.0187
LOWER 95% LIMIT ON THE MEAN	852.6487
UPPER 95% LIMIT ON THE MEAN	1122.2263
LOWER 95% LIMIT ON THE RANGE	771.0801
UPPER 95% LIMIT ON THE RANGE	1240.9408

MINIMUM VALUE	900.0000
25TH PERCENTILE OR 1ST QUARTILE	1000.0000
50TH PERCENTILE OR MEDIAN	1000.0000
75TH PERCENTILE OR 3RD QUARTILE	1040.0000
80TH PERCENTILE	1040.0000
90TH PERCENTILE	1040.0000
95TH PERCENTILE	1040.0000
98TH PERCENTILE	1040.0000
99TH PERCENTILE	1040.0000
MAXIMUM VALUE	1040.0000

VARIABLE NAME	UNIT OF MEASUREMENT	DATA SUBSET
BA SMSM	PPM	UMFC

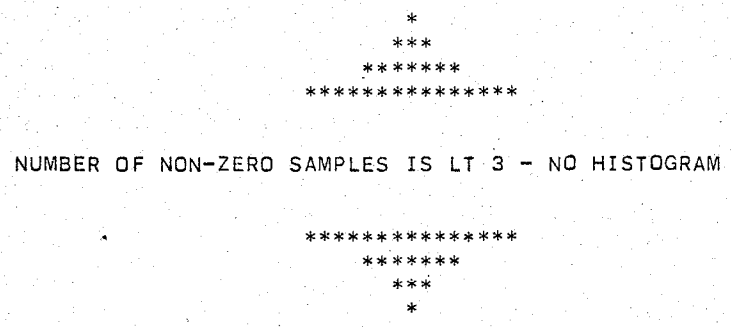

NUMBER OF NON-ZERO SAMPLES IS LT 3 - NO HISTOGRAM

SUMMARY STATISTICS

TOTAL NUMBER OF SAMPLES	1
NUMBER OF ZERO VALUE SAMPLES	0
NUMBER OF NON-ZERO SAMPLES	1
ARITHMETIC MEAN	1100.0000
VARIANCE	.0000
STANDARD DEVIATION	.0000
SKEW	.0000
EXCESS KURTOSIS	.0000
COEFFICIENT OF VARIANCE, %	.0000
STANDARD ERROR OF THE MEAN	.0000
LOWER 95% LIMIT ON THE MEAN	1100.0000
UPPER 95% LIMIT ON THE MEAN	1100.0000
LOWER 95% LIMIT ON THE RANGE	1100.0000
UPPER 95% LIMIT ON THE RANGE	1100.0000
GEOMETRIC MEAN	1100.0000
LOG10 MEAN	3.0414
LOG10 VARIANCE	.0000
LOG10 STANDARD DEVIATION	.0000
STANDARD ERROR ON THE MEAN	.0000
LOWER 95% LIMIT ON THE MEAN	1100.0000
UPPER 95% LIMIT ON THE MEAN	1100.0000
LOWER 95% LIMIT ON THE RANGE	1100.0000
UPPER 95% LIMIT ON THE RANGE	1100.0000
MINIMUM VALUE	1100.0000
25TH PERCENTILE OR 1ST QUARTILE	1100.0000
50TH PERCENTILE OR MEDIAN	1100.0000
75TH PERCENTILE OR 3RD QUARTILE	1100.0000
80TH PERCENTILE	1100.0000
90TH PERCENTILE	1100.0000
95TH PERCENTILE	1100.0000
98TH PERCENTILE	1100.0000
99TH PERCENTILE	1100.0000
MAXIMUM VALUE	1100.0000

VARIABLE NAME	UNIT OF MEASUREMENT	DATA SUBSET
BA SMSM	PPM	UKNN

HISTOGRAM

		N	%	CUM %
10 PPM	X	11	1.81	1.81
20 PPM				
50 PPM				
100 PPM				
200 PPM	I	2	.33	2.13
500 PPM	XXXX	43	7.06	9.20
1000 PPM	XXXXXXXXXXXXXX	166	27.26	36.45
2000 PPM	XXXXXXXXXXXXXXXXX	207	33.99	70.44
5000 PPM	XXXXXXXXXX	124	20.36	90.80
.1 PCT	XXX	39	6.40	97.21
2 PCT				
5 PCT	I	2	.33	97.54
10 PCT	X	15	2.46	100.00
20 PCT				
50 PCT				

0 20 40 60 80 100

PERCENT

SUMMARY STATISTICS

TOTAL NUMBER OF SAMPLES	609
NUMBER OF ZERO VALUE SAMPLES	11
NUMBER OF NON-ZERO SAMPLES	598
ARITHMETIC MEAN	4411.8796
VARIANCE	**********
STANDARD DEVIATION	15478.0320
SKEW	5.9208
EXCESS KURTOSIS	33.6163
COEFFICIENT OF VARIANCE, %	350.8263
STANDARD ERROR OF THE MEAN	632.9438
LOWER 95% LIMIT ON THE MEAN	3168.7653
UPPER 95% LIMIT ON THE MEAN	5654.9939
LOWER 95% LIMIT ON THE RANGE	**********
UPPER 95% LIMIT ON THE RANGE	34811.0440
GEOMETRIC MEAN	1560.3682
LOG10 MEAN	3.1932
LOG10 VARIANCE	.1960
LOG10 STANDARD DEVIATION	.4427
STANDARD ERROR ON THE MEAN	.0181
LOWER 95% LIMIT ON THE MEAN	1437.7163
UPPER 95% LIMIT ON THE MEAN	1693.4835
LOWER 95% LIMIT ON THE RANGE	210.7613
UPPER 95% LIMIT ON THE RANGE	11552.1608
MINIMUM VALUE	200.0000
25TH PERCENTILE OR 1ST QUARTILE	840.0000
50TH PERCENTILE OR MEDIAN	1300.0000
75TH PERCENTILE OR 3RD QUARTILE	2400.0000
80TH PERCENTILE	2900.0000
90TH PERCENTILE	4900.0000
95TH PERCENTILE	7000.0000
98TH PERCENTILE	99999.0000
99TH PERCENTILE	99999.0000
MAXIMUM VALUE	99999.0000

SUMMARY STATISTICS

SUBSET	VARIABLE		UNITS	N	ARITH MEAN	STD DEV	CV %	SKEW	EXCESS KURT	95% LIMITS ON MEAN		GEOM MEAN	LOG 10 MEAN	STD DEV	95% LIMITS ON MEAN	
QRTZ	BA	SMSM	PPM	337	.117E+04	572.	48.7	5.43	50.16	.111E+04	.124E+04	.109E+04	3.0394	.1516	.105E+04	.114E+04
SLSN	BA	SMSM	PPM	11	.166E+04	570.	34.3	1.65	1.54	.128E+04	.204E+04	.159E+04	3.2024	.1253	.132E+04	.193E+04
SNDS	BA	SMSM	PPM	122	.136E+04	.167E+04	122.8	9.74	99.97	.106E+04	.166E+04	.117E+04	3.0695	.1817	.109E+04	.126E+04
ARGL	BA	SMSM	PPM	119	.164E+04	.145E+04	88.8	2.33	6.09	.137E+04	.190E+04	.119E+04	3.0770	.3592	.103E+04	.139E+04
SHLE	BA	SMSM	PPM	110	.145E+05	.315E+05	217.3	2.34	3.54	.855E+04	.205E+05	.373E+04	3.5719	.5930	.288E+04	.483E+04
DORT	BA	SMSM	PPM	8	.112E+04	280.	24.9	1.67	1.55	895.	.135E+04	.110E+04	3.0404	.0939	920.	.131E+04
BSLT	BA	SMSM	PPM	25	.135E+04	.117E+04	86.3	4.07	16.24	870.	.183E+04	.116E+04	3.0646	.2055	955.	.141E+04
LMSN	BA	SMSM	PPM	83	.288E+04	.109E+05	378.8	8.67	74.66	498.	.526E+04	.131E+04	3.1167	.3921	.107E+04	.159E+04
DLMT	BA	SMSM	PPM	80	.246E+04	.111E+05	451.6	8.62	73.14	-12.1	.493E+04	961.	2.9829	.3829	790.	.117E+04
SYNT	BA	SMSM	PPM	7	.199E+04	887.	44.5	.73	-1.10	.120E+04	.279E+04	.184E+04	3.2654	.1838	.126E+04	.269E+04
GLCM	BA	SMSM	PPM	91	.280E+04	.104E+05	372.8	9.00	81.14	627.	.498E+04	.139E+04	3.1426	.3324	.118E+04	.163E+04
BEXV	BA	SMSM	PPM	9	.127E+04	813.	63.9	.94	-.10	659.	.189E+04	.107E+04	3.0288	.2721	666.	.171E+04
SCST	BA	SMSM	PPM	57	.142E+04	446.	31.4	1.08	1.75	.130E+04	.154E+04	.136E+04	3.1336	.1291	.126E+04	.147E+04
GRNS	BA	SMSM	PPM	27	.110E+04	659.	59.6	2.29	6.36	845.	.136E+04	973.	2.9881	.2144	801.	.118E+04
BGNS	BA	SMSM	PPM	6	.107E+04	103.	9.6	.58	-.90	970.	.118E+04	.107E+04	3.0291	.0410	973.	.117E+04
GRDR	BA	SMSM	PPM	3	980.	72.1	7.4	-.47	-1.50	848.	.111E+04	978.	2.9904	.0325	853.	.112E+04
UMFC	BA	SMSM	PPM	1	.110E+04	.100E-05	.0	.00	.00	.110E+04	.110E+04	.110E+04	3.0414	.0000	.110E+04	.110E+04
UKNN	BA	SMSM	PPM	598	.441E+04	.155E+05	350.8	5.92	33.62	.317E+04	.565E+04	.156E+04	3.1932	.4427	.144E+04	.169E+04

SUBSET	VARIABLE		UNITS	N	MIN VALUE	PERCENTILE 25TH	50TH	75TH	80TH	90TH	95TH	98TH	99TH	MAX VALUE
QRTZ	BA	SMSM	PPM	337	400.000	900.000	1060.000	1260.000	1340.000	1700.000	2050.000	2320.000	4100.000	7600.000
SLSN	BA	SMSM	PPM	11	1160.000	1380.000	1510.000	1620.000	2400.000	3070.000	3070.000	3070.000	3070.000	3070.000
SNDS	BA	SMSM	PPM	122	460.000	900.000	1100.000	1420.000	1540.000	2000.000	2250.000	3070.000	19000.000	19000.000
ARGL	BA	SMSM	PPM	119	50.000	820.000	1260.000	2000.000	2200.000	3000.000	5600.000	7700.000	7900.000	7900.000
SHLE	BA	SMSM	PPM	110	820.000	1460.000	2450.000	5800.000	7000.000	99999.000	99999.000	99999.000	99999.000	99999.000
DORT	BA	SMSM	PPM	8	880.000	980.000	1040.000	1260.000	1260.000	1760.000	1760.000	1760.000	1760.000	1760.000
BSLT	BA	SMSM	PPM	25	520.000	940.000	1100.000	1320.000	1360.000	1740.000	6700.000	6700.000	6700.000	6700.000
LMSN	BA	SMSM	PPM	83	300.000	680.000	1140.000	2200.000	2480.000	4000.000	7200.000	8600.000	99999.000	99999.000
DLMT	BA	SMSM	PPM	80	240.000	580.000	800.000	1240.000	1620.000	3200.000	5200.000	6300.000	99999.000	99999.000
SYNT	BA	SMSM	PPM	7	1020.000	1580.000	1620.000	3200.000	3300.000	3300.000	3300.000	3300.000	3300.000	3300.000
GLCM	BA	SMSM	PPM	91	660.000	920.000	1060.000	1420.000	1800.000	4650.000	7100.000	8700.000	99999.000	99999.000
BEXV	BA	SMSM	PPM	9	440.000	640.000	1000.000	1860.000	1860.000	2950.000	2950.000	2950.000	2950.000	2950.000
SCST	BA	SMSM	PPM	57	780.000	1080.000	1340.000	1720.000	1900.000	2000.000	2050.000	3100.000	3100.000	3100.000
GRNS	BA	SMSM	PPM	27	400.000	740.000	940.000	1380.000	1480.000	2000.000	3650.000	3650.000	3650.000	3650.000
BGNS	BA	SMSM	PPM	6	960.000	1000.000	1080.000	1140.000	1240.000	1240.000	1240.000	1240.000	1240.000	1240.000
GRDR	BA	SMSM	PPM	3	900.000	1000.000	1000.000	1040.000	1040.000	1040.000	1040.000	1040.000	1040.000	1040.000
UMFC	BA	SMSM	PPM	1	1100.000	1100.000	1100.000	1100.000	1100.000	1100.000	1100.000	1100.000	1100.000	1100.000
UKNN	BA	SMSM	PPM	598	200.000	840.000	1300.000	2400.000	2900.000	4900.000	7000.000	99999.000	99999.000	99999.000

REGIONAL STREAM SEDIMENT AND WATER GEOCHEMICAL RECONNAISSANCE DATA, YUKON TERRITORY 1977. GSC-OF 520, NGR 31-1977, NTS 116B,C,F,G

VARIABLE NAME: MO SMSM
UNIT OF MEASUREMENT: PPM
DATA SUBSET: QRTZ

HISTOGRAM



	N	%	CUM %
X	10	2.88	2.88
XXXXXXXXXXXXXXXXXXXXXXXXXXXXXXX	217	62.54	65.42
XXXXXXXXX	61	17.58	83.00
XXXXX	33	9.51	92.51
XXX	20	5.76	98.27
X	4	1.15	99.42
I	2	.58	100.00

SUMMARY STATISTICS

TOTAL NUMBER OF SAMPLES	347
NUMBER OF ZERO VALUE SAMPLES	10
NUMBER OF NON-ZERO SAMPLES	337
ARITHMETIC MEAN	2.0950
VARIANCE	7.3064
STANDARD DEVIATION	2.7030
SKEW	4.9892
EXCESS KURTOSIS	34.5708
COEFFICIENT OF VARIANCE, %	129.0262
STANDARD ERROR OF THE MEAN	.1472
LOWER 95% LIMIT ON THE MEAN	1.8053
UPPER 95% LIMIT ON THE MEAN	2.3846
LOWER 95% LIMIT ON THE RANGE	-3.2226
UPPER 95% LIMIT ON THE RANGE	7.4125
GEOMETRIC MEAN	1.5149
LOG10 MEAN	.1804
LOG10 VARIANCE	.0845
LOG10 STANDARD DEVIATION	.2907
STANDARD ERROR ON THE MEAN	.0158
LOWER 95% LIMIT ON THE MEAN	1.4100
UPPER 95% LIMIT ON THE MEAN	1.6275
LOWER 95% LIMIT ON THE RANGE	.4060
UPPER 95% LIMIT ON THE RANGE	5.6521
MINIMUM VALUE	1.0000
25TH PERCENTILE OR 1ST QUARTILE	1.0000
50TH PERCENTILE OR MEDIAN	1.0000
75TH PERCENTILE OR 3RD QUARTILE	2.0000
80TH PERCENTILE	2.0000
90TH PERCENTILE	4.0000
95TH PERCENTILE	7.0000
98TH PERCENTILE	10.0000
99TH PERCENTILE	12.0000
MAXIMUM VALUE	28.0000

VARIABLE NAME: MO SMSM
UNIT OF MEASUREMENT: PPM
DATA SUBSET: SLSN

HISTOGRAM

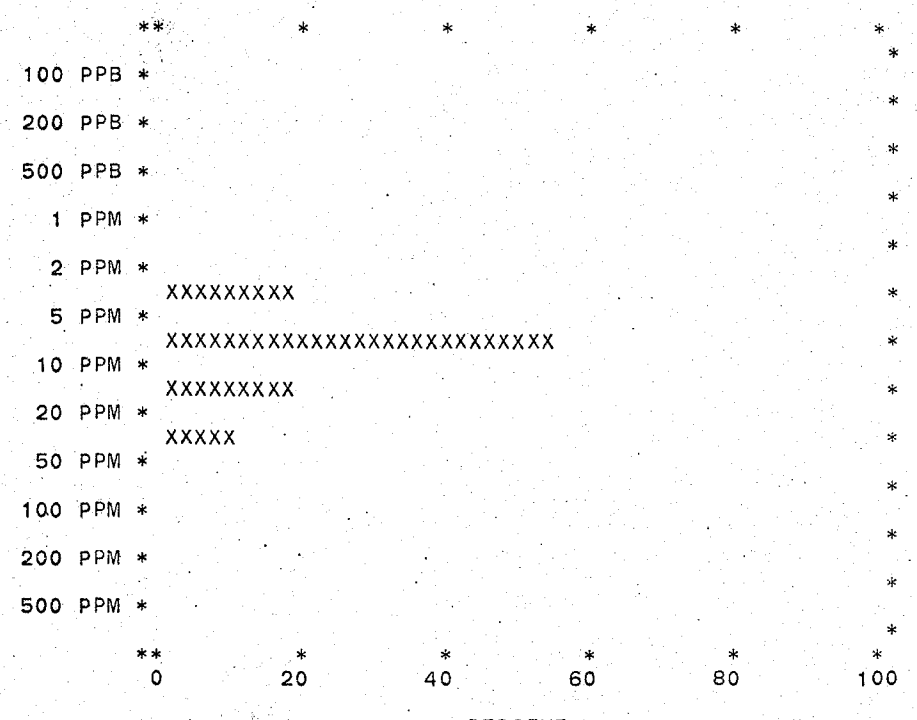

	N	%	CUM %
XXXXXXXXX	2	18.18	18.18
XXXXXXXXXXXXXXXXXXXXXXXXXXX	6	54.55	72.73
XXXXXXXXX	2	18.18	90.91
XXXXX	1	9.09	100.00

SUMMARY STATISTICS

TOTAL NUMBER OF SAMPLES	11
NUMBER OF ZERO VALUE SAMPLES	0
NUMBER OF NON-ZERO SAMPLES	11
ARITHMETIC MEAN	8.6364
VARIANCE	22.2545
STANDARD DEVIATION	4.7175
SKEW	1.7556
EXCESS KURTOSIS	2.3836
COEFFICIENT OF VARIANCE, %	54.6234
STANDARD ERROR OF THE MEAN	1.4224
LOWER 95% LIMIT ON THE MEAN	5.5057
UPPER 95% LIMIT ON THE MEAN	11.7670
LOWER 95% LIMIT ON THE RANGE	-1.7468
UPPER 95% LIMIT ON THE RANGE	19.0195
GEOMETRIC MEAN	7.7876
LOG10 MEAN	.8914
LOG10 VARIANCE	.0386
LOG10 STANDARD DEVIATION	.1964
STANDARD ERROR ON THE MEAN	.0592
LOWER 95% LIMIT ON THE MEAN	5.7688
UPPER 95% LIMIT ON THE MEAN	10.5130
LOWER 95% LIMIT ON THE RANGE	2.8786
UPPER 95% LIMIT ON THE RANGE	21.0686
MINIMUM VALUE	4.0000
25TH PERCENTILE OR 1ST QUARTILE	7.0000
50TH PERCENTILE OR MEDIAN	7.0000
75TH PERCENTILE OR 3RD QUARTILE	11.0000
80TH PERCENTILE	12.0000
90TH PERCENTILE	21.0000
95TH PERCENTILE	21.0000
98TH PERCENTILE	21.0000
99TH PERCENTILE	21.0000
MAXIMUM VALUE	21.0000

VARIABLE NAME	UNIT OF MEASUREMENT	DATA SUBSET
MO SMSM	PPM	SNDS

HISTOGRAM

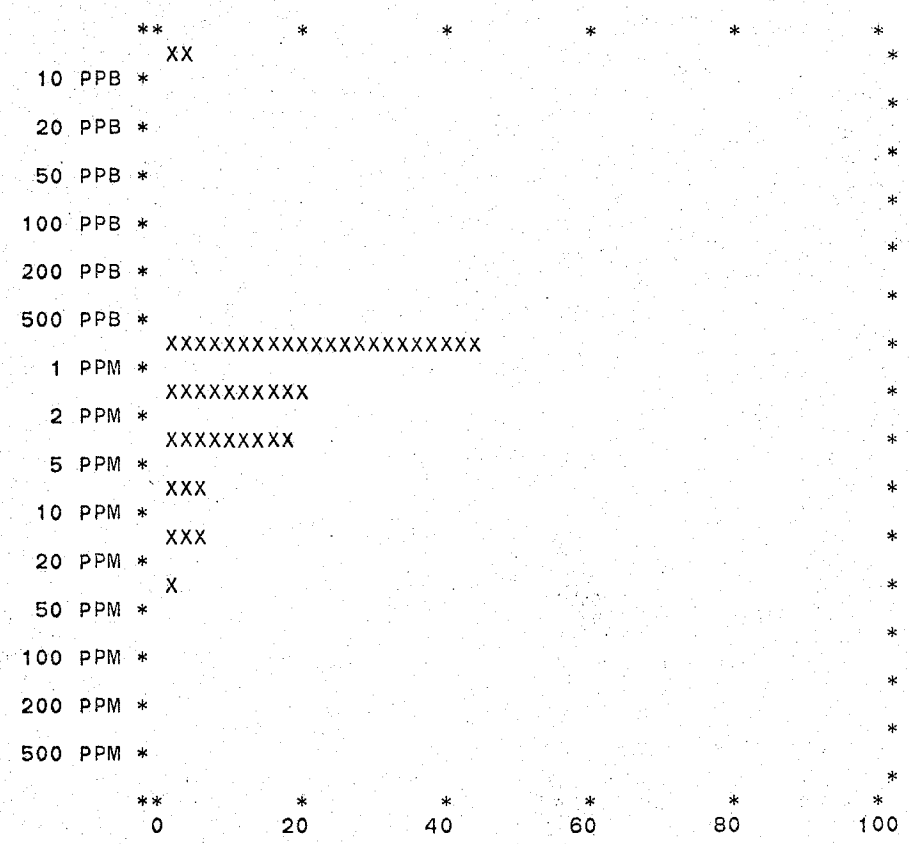

	N	%	CUM %
10 PPB	4	3.17	3.17
1 PPM	56	44.44	47.62
2 PPM	26	20.63	68.25
5 PPM	23	18.25	86.51
10 PPM	8	6.35	92.86
20 PPM	7	5.56	98.41
50 PPM	2	1.59	100.00

SUMMARY STATISTICS

TOTAL NUMBER OF SAMPLES	126
NUMBER OF ZERO VALUE SAMPLES	4
NUMBER OF NON-ZERO SAMPLES	122
ARITHMETIC MEAN	3.3689
VARIANCE	25.3917
STANDARD DEVIATION	5.0390
SKEW	4.2304
EXCESS KURTOSIS	22.4478
COEFFICIENT OF VARIANCE, %	149.5768
STANDARD ERROR OF THE MEAN	.4562
LOWER 95% LIMIT ON THE MEAN	2.4657
UPPER 95% LIMIT ON THE MEAN	4.2720
LOWER 95% LIMIT ON THE RANGE	-6.6064
UPPER 95% LIMIT ON THE RANGE	13.3441
GEOMETRIC MEAN	2.0601
LOG10 MEAN	.3139
LOG10 VARIANCE	.1403
LOG10 STANDARD DEVIATION	.3745
STANDARD ERROR ON THE MEAN	.0339
LOWER 95% LIMIT ON THE MEAN	1.7651
UPPER 95% LIMIT ON THE MEAN	2.4045
LOWER 95% LIMIT ON THE RANGE	.3736
UPPER 95% LIMIT ON THE RANGE	11.3591
MINIMUM VALUE	1.0000
25TH PERCENTILE OR 1ST QUARTILE	1.0000
50TH PERCENTILE OR MEDIAN	2.0000
75TH PERCENTILE OR 3RD QUARTILE	3.0000
80TH PERCENTILE	4.0000
90TH PERCENTILE	8.0000
95TH PERCENTILE	13.0000
98TH PERCENTILE	25.0000
99TH PERCENTILE	39.0000
MAXIMUM VALUE	39.0000

VARIABLE NAME: MO SMSM
UNIT OF MEASUREMENT: PPM
DATA SUBSET: ARGL

HISTOGRAM

		N	%	CUM %
10 PPB	I	1	.83	.83
20 PPB				
50 PPB				
100 PPB				
200 PPB				
500 PPB				
1 PPM	XXXXXXXXXXXXXXXXXXXX	50	41.32	42.15
2 PPM	XXXXXXXXXXXX	31	25.62	67.77
5 PPM	XXXXXXXXXX	23	19.01	86.78
10 PPM	XXX	8	6.61	93.39
20 PPM	X	3	2.48	95.87
50 PPM	XX	4	3.31	99.17
100 PPM	I	1	.83	100.00
200 PPM				
500 PPM				

0 20 40 60 80 100

PERCENT

SUMMARY STATISTICS

TOTAL NUMBER OF SAMPLES	121
NUMBER OF ZERO VALUE SAMPLES	1
NUMBER OF NON-ZERO SAMPLES	120
ARITHMETIC MEAN	4.1000
VARIANCE	66.2252
STANDARD DEVIATION	8.1379
SKEW	4.3641
EXCESS KURTOSIS	19.7954
COEFFICIENT OF VARIANCE, %	198.4851
STANDARD ERROR OF THE MEAN	.7429
LOWER 95% LIMIT ON THE MEAN	2.6291
UPPER 95% LIMIT ON THE MEAN	5.5709
LOWER 95% LIMIT ON THE RANGE	-12.0130
UPPER 95% LIMIT ON THE RANGE	20.2130
GEOMETRIC MEAN	2.1483
LOG10 MEAN	.3321
LOG10 VARIANCE	.1580
LOG10 STANDARD DEVIATION	.3975
STANDARD ERROR ON THE MEAN	.0363
LOWER 95% LIMIT ON THE MEAN	1.8207
UPPER 95% LIMIT ON THE MEAN	2.5348
LOWER 95% LIMIT ON THE RANGE	.3508
UPPER 95% LIMIT ON THE RANGE	13.1573
MINIMUM VALUE	1.0000
25TH PERCENTILE OR 1ST QUARTILE	1.0000
50TH PERCENTILE OR MEDIAN	2.0000
75TH PERCENTILE OR 3RD QUARTILE	3.0000
80TH PERCENTILE	4.0000
90TH PERCENTILE	7.0000
95TH PERCENTILE	17.0000
98TH PERCENTILE	42.0000
99TH PERCENTILE	55.0000
MAXIMUM VALUE	55.0000

VARIABLE NAME: MO SMSM
UNIT OF MEASUREMENT: PPM
DATA SUBSET: SHLE

HISTOGRAM

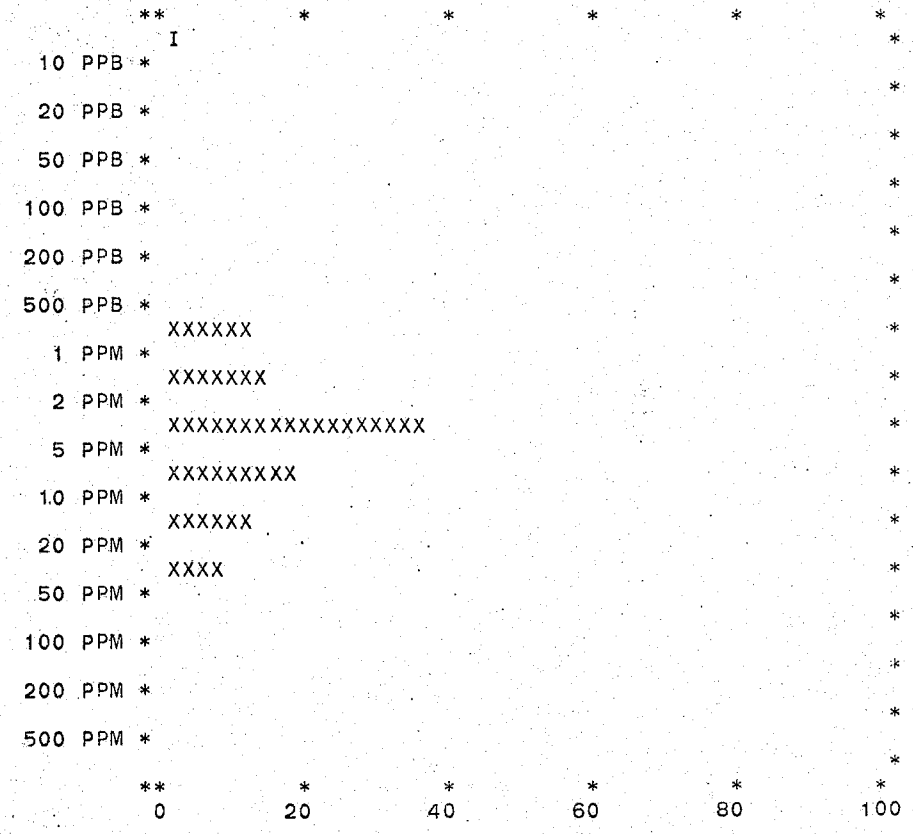

	N	%	CUM %
I	1	.88	.88
XXXXXX	14	12.39	13.27
XXXXXXX	16	14.16	27.43
XXXXXXXXXXXXXXXXXX	41	36.28	63.72
XXXXXXXXX	20	17.70	81.42
XXXXXX	13	11.50	92.92
XXXX	8	7.08	100.00

SUMMARY STATISTICS

TOTAL NUMBER OF SAMPLES	113
NUMBER OF ZERO VALUE SAMPLES	1
NUMBER OF NON-ZERO SAMPLES	112
ARITHMETIC MEAN	7.4643
VARIANCE	76.8456
STANDARD DEVIATION	8.7662
SKEW	2.5809
EXCESS KURTOSIS	7.5463
COEFFICIENT OF VARIANCE, %	117.4414
STANDARD ERROR OF THE MEAN	.8283
LOWER 95% LIMIT ON THE MEAN	5.8229
UPPER 95% LIMIT ON THE MEAN	9.1057
LOWER 95% LIMIT ON THE RANGE	-9.9067
UPPER 95% LIMIT ON THE RANGE	24.8353
GEOMETRIC MEAN	4.6035
LOG10 MEAN	.6631
LOG10 VARIANCE	.1755
LOG10 STANDARD DEVIATION	.4189
STANDARD ERROR ON THE MEAN	.0396
LOWER 95% LIMIT ON THE MEAN	3.8428
UPPER 95% LIMIT ON THE MEAN	5.5148
LOWER 95% LIMIT ON THE RANGE	.6807
UPPER 95% LIMIT ON THE RANGE	31.1325
MINIMUM VALUE	1.0000
25TH PERCENTILE OR 1ST QUARTILE	2.0000
50TH PERCENTILE OR MEDIAN	5.0000
75TH PERCENTILE OR 3RD QUARTILE	9.0000
80TH PERCENTILE	10.0000
90TH PERCENTILE	17.0000
95TH PERCENTILE	27.0000
98TH PERCENTILE	48.0000
99TH PERCENTILE	48.0000
MAXIMUM VALUE	48.0000

VARIABLE NAME	UNIT OF MEASUREMENT	DATA SUBSET
MO SMSM	PPM	DORT

HISTOGRAM

		N	%	CUM %
10 PPB				
20 PPB				
50 PPB				
100 PPB				
200 PPB				
500 PPB				
1 PPM	XXXXXXXXXXXXXXXXXXXXXXXX	4	50.00	50.00
2 PPM	XXXXXXXXXXXX	2	25.00	75.00
5 PPM	XXXXXX	1	12.50	87.50
10 PPM				
20 PPM				
50 PPM	XXXXXX	1	12.50	100.00
100 PPM				
200 PPM				
500 PPM				

0 20 40 60 80 100

PERCENT

SUMMARY STATISTICS

TOTAL NUMBER OF SAMPLES	8
NUMBER OF ZERO VALUE SAMPLES	0
NUMBER OF NON-ZERO SAMPLES	8
ARITHMETIC MEAN	4.2500
VARIANCE	47.6429
STANDARD DEVIATION	6.9024
SKEW	2.1083
EXCESS KURTOSIS	2.6976
COEFFICIENT OF VARIANCE, %	162.4090
STANDARD ERROR OF THE MEAN	2.4404
LOWER 95% LIMIT ON THE MEAN	-1.3775
UPPER 95% LIMIT ON THE MEAN	9.8775
LOWER 95% LIMIT ON THE RANGE	-11.6669
UPPER 95% LIMIT ON THE RANGE	20.1669
GEOMETRIC MEAN	2.1277
LOG10 MEAN	.3279
LOG10 VARIANCE	.2226
LOG10 STANDARD DEVIATION	.4718
STANDARD ERROR ON THE MEAN	.1668
LOWER 95% LIMIT ON THE MEAN	.8776
UPPER 95% LIMIT ON THE MEAN	5.1585
LOWER 95% LIMIT ON THE RANGE	.1738
UPPER 95% LIMIT ON THE RANGE	26.0482
MINIMUM VALUE	1.0000
25TH PERCENTILE OR 1ST QUARTILE	1.0000
50TH PERCENTILE OR MEDIAN	2.0000
75TH PERCENTILE OR 3RD QUARTILE	5.0000
80TH PERCENTILE	5.0000
90TH PERCENTILE	21.0000
95TH PERCENTILE	21.0000
98TH PERCENTILE	21.0000
99TH PERCENTILE	21.0000
MAXIMUM VALUE	21.0000

VARIABLE NAME	UNIT OF MEASUREMENT	DATA SUBSET
MO SMSM	PPM	BSLT

HISTOGRAM

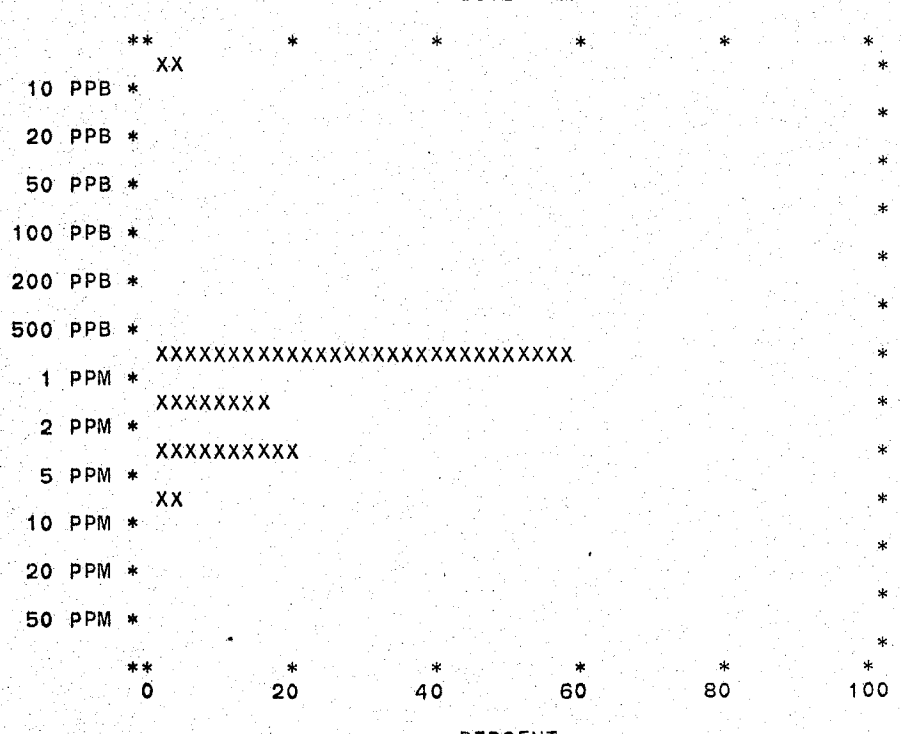

	N	%	CUM %
10 PPB	1	3.85	3.85
1 PPM	15	57.69	61.54
2 PPM	4	15.38	76.92
5 PPM	5	19.23	96.15
10 PPM	1	3.85	100.00

SUMMARY STATISTICS

TOTAL NUMBER OF SAMPLES	26
NUMBER OF ZERO VALUE SAMPLES	1
NUMBER OF NON-ZERO SAMPLES	25
ARITHMETIC MEAN	1.9200
VARIANCE	2.3267
STANDARD DEVIATION	1.5253
SKEW	1.9342
EXCESS KURTOSIS	3.3300
COEFFICIENT OF VARIANCE, %	79.4449
STANDARD ERROR OF THE MEAN	.3051
LOWER 95% LIMIT ON THE MEAN	1.2916
UPPER 95% LIMIT ON THE MEAN	2.5484
LOWER 95% LIMIT ON THE RANGE	-1.2222
UPPER 95% LIMIT ON THE RANGE	5.0622
GEOMETRIC MEAN	1.5533
LOG10 MEAN	.1913
LOG10 VARIANCE	.0707
LOG10 STANDARD DEVIATION	.2658
STANDARD ERROR ON THE MEAN	.0532
LOWER 95% LIMIT ON THE MEAN	1.2071
UPPER 95% LIMIT ON THE MEAN	1.9989
LOWER 95% LIMIT ON THE RANGE	.4402
UPPER 95% LIMIT ON THE RANGE	5.4814
MINIMUM VALUE	1.0000
25TH PERCENTILE OR 1ST QUARTILE	1.0000
50TH PERCENTILE OR MEDIAN	1.0000
75TH PERCENTILE OR 3RD QUARTILE	3.0000
80TH PERCENTILE	3.0000
90TH PERCENTILE	4.0000
95TH PERCENTILE	7.0000
98TH PERCENTILE	7.0000
99TH PERCENTILE	7.0000
MAXIMUM VALUE	7.0000

REGIONAL STREAM SEDIMENT AND WATER GEOCHEMICAL RECONNAISSANCE DATA, YUKON TERRITORY 1977. GSC-OF 520, NGR 31-1977, NTS 116B,C,F,G

VARIABLE NAME	UNIT OF MEASUREMENT	DATA SUBSET
MO SMSM	PPM	LMSN

HISTOGRAM

		N	%	CUM %
10 PPB				
20 PPB				
50 PPB				
100 PPB				
200 PPB				
500 PPB				
1 PPM	XXXXXXXXXXXXXXX	25	30.12	30.12
2 PPM	XXXXXXXXXXXXXXXX	27	32.53	62.65
5 PPM	XXXXXXXXXXXX	20	24.10	86.75
10 PPM	XXXXX	9	10.84	97.59
20 PPM				
50 PPM	X	2	2.41	100.00
100 PPM				
200 PPM				
500 PPM				

0 20 40 60 80 100

PERCENT

SUMMARY STATISTICS

TOTAL NUMBER OF SAMPLES	83
NUMBER OF ZERO VALUE SAMPLES	0
NUMBER OF NON-ZERO SAMPLES	83
ARITHMETIC MEAN	3.3735
VARIANCE	22.1149
STANDARD DEVIATION	4.7026
SKEW	4.6844
EXCESS KURTOSIS	24.4622
COEFFICIENT OF VARIANCE, %	139.3999
STANDARD ERROR OF THE MEAN	.5162
LOWER 95% LIMIT ON THE MEAN	2.3466
UPPER 95% LIMIT ON THE MEAN	4.4004
LOWER 95% LIMIT ON THE RANGE	-5.9821
UPPER 95% LIMIT ON THE RANGE	12.7291
GEOMETRIC MEAN	2.2998
LOG10 MEAN	.3617
LOG10 VARIANCE	.1112
LOG10 STANDARD DEVIATION	.3334
STANDARD ERROR ON THE MEAN	.0366
LOWER 95% LIMIT ON THE MEAN	1.9449
UPPER 95% LIMIT ON THE MEAN	2.7196
LOWER 95% LIMIT ON THE RANGE	.4993
UPPER 95% LIMIT ON THE RANGE	10.5929
MINIMUM VALUE	1.0000
25TH PERCENTILE OR 1ST QUARTILE	1.0000
50TH PERCENTILE OR MEDIAN	2.0000
75TH PERCENTILE OR 3RD QUARTILE	4.0000
80TH PERCENTILE	4.0000
90TH PERCENTILE	6.0000
95TH PERCENTILE	10.0000
98TH PERCENTILE	27.0000
99TH PERCENTILE	33.0000
MAXIMUM VALUE	33.0000

VARIABLE NAME	UNIT OF MEASUREMENT	DATA SUBSET
MO SMSM	PPM	DLMT

HISTOGRAM

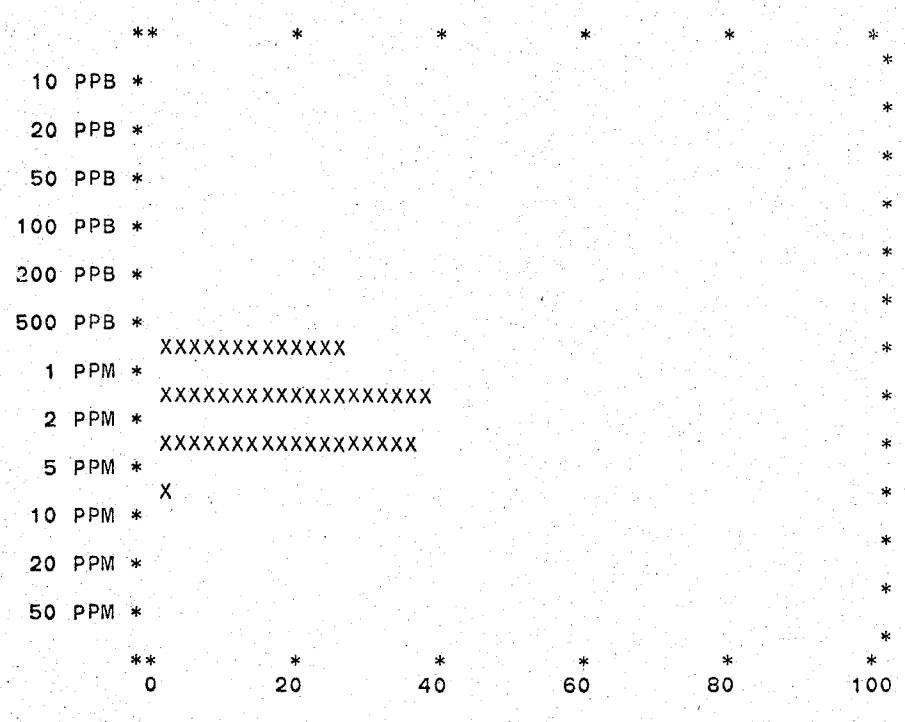

	N	%	CUM %
1 PPM	20	25.00	25.00
2 PPM	30	37.50	62.50
5 PPM	28	35.00	97.50
10 PPM	2	2.50	100.00

SUMMARY STATISTICS

TOTAL NUMBER OF SAMPLES	80
NUMBER OF ZERO VALUE SAMPLES	0
NUMBER OF NON-ZERO SAMPLES	80
ARITHMETIC MEAN	2.4625
VARIANCE	1.8973
STANDARD DEVIATION	1.3774
SKEW	1.2922
EXCESS KURTOSIS	2.1580
COEFFICIENT OF VARIANCE, %	55.9362
STANDARD ERROR OF THE MEAN	.1540
LOWER 95% LIMIT ON THE MEAN	2.1560
UPPER 95% LIMIT ON THE MEAN	2.7690
LOWER 95% LIMIT ON THE RANGE	-.2791
UPPER 95% LIMIT ON THE RANGE	5.2041
GEOMETRIC MEAN	2.1321
LOG10 MEAN	.3288
LOG10 VARIANCE	.0555
LOG10 STANDARD DEVIATION	.2355
STANDARD ERROR ON THE MEAN	.0263
LOWER 95% LIMIT ON THE MEAN	1.8897
UPPER 95% LIMIT ON THE MEAN	2.4056
LOWER 95% LIMIT ON THE RANGE	.7245
UPPER 95% LIMIT ON THE RANGE	6.2748
MINIMUM VALUE	1.0000
25TH PERCENTILE OR 1ST QUARTILE	2.0000
50TH PERCENTILE OR MEDIAN	2.0000
75TH PERCENTILE OR 3RD QUARTILE	3.0000
80TH PERCENTILE	4.0000
90TH PERCENTILE	4.0000
95TH PERCENTILE	5.0000
98TH PERCENTILE	6.0000
99TH PERCENTILE	8.0000
MAXIMUM VALUE	8.0000

VARIABLE NAME: MO SMSM
UNIT OF MEASUREMENT: PPM
DATA SUBSET: SYNT

HISTOGRAM

	N	%	CUM %
10 PPB	1	12.50	12.50
20 PPB			
50 PPB			
100 PPB			
200 PPB			
500 PPB			
1 PPM	2	25.00	37.50
2 PPM	1	12.50	50.00
5 PPM	1	12.50	62.50
10 PPM	2	25.00	87.50
20 PPM	1	12.50	100.00
50 PPM			
100 PPM			
200 PPM			
500 PPM			

0 20 40 60 80 100

PERCENT

SUMMARY STATISTICS

TOTAL NUMBER OF SAMPLES	8
NUMBER OF ZERO VALUE SAMPLES	1
NUMBER OF NON-ZERO SAMPLES	7
ARITHMETIC MEAN	5.2857
VARIANCE	25.2381
STANDARD DEVIATION	5.0238
SKEW	1.0536
EXCESS KURTOSIS	-.0225
COEFFICIENT OF VARIANCE, %	95.0440
STANDARD ERROR OF THE MEAN	1.8988
LOWER 95% LIMIT ON THE MEAN	.7951
UPPER 95% LIMIT ON THE MEAN	9.7764
LOWER 95% LIMIT ON THE RANGE	-6.5955
UPPER 95% LIMIT ON THE RANGE	17.1669
GEOMETRIC MEAN	3.4451
LOG10 MEAN	.5372
LOG10 VARIANCE	.2062
LOG10 STANDARD DEVIATION	.4541
STANDARD ERROR ON THE MEAN	.1716
LOWER 95% LIMIT ON THE MEAN	1.3530
UPPER 95% LIMIT ON THE MEAN	8.7725
LOWER 95% LIMIT ON THE RANGE	.2906
UPPER 95% LIMIT ON THE RANGE	40.8470
MINIMUM VALUE	1.0000
25TH PERCENTILE OR 1ST QUARTILE	2.0000
50TH PERCENTILE OR MEDIAN	4.0000
75TH PERCENTILE OR 3RD QUARTILE	8.0000
80TH PERCENTILE	15.0000
90TH PERCENTILE	15.0000
95TH PERCENTILE	15.0000
98TH PERCENTILE	15.0000
99TH PERCENTILE	15.0000
MAXIMUM VALUE	15.0000

VARIABLE NAME: MO SMSM
UNIT OF MEASUREMENT: PPM
DATA SUBSET: GLCM

HISTOGRAM

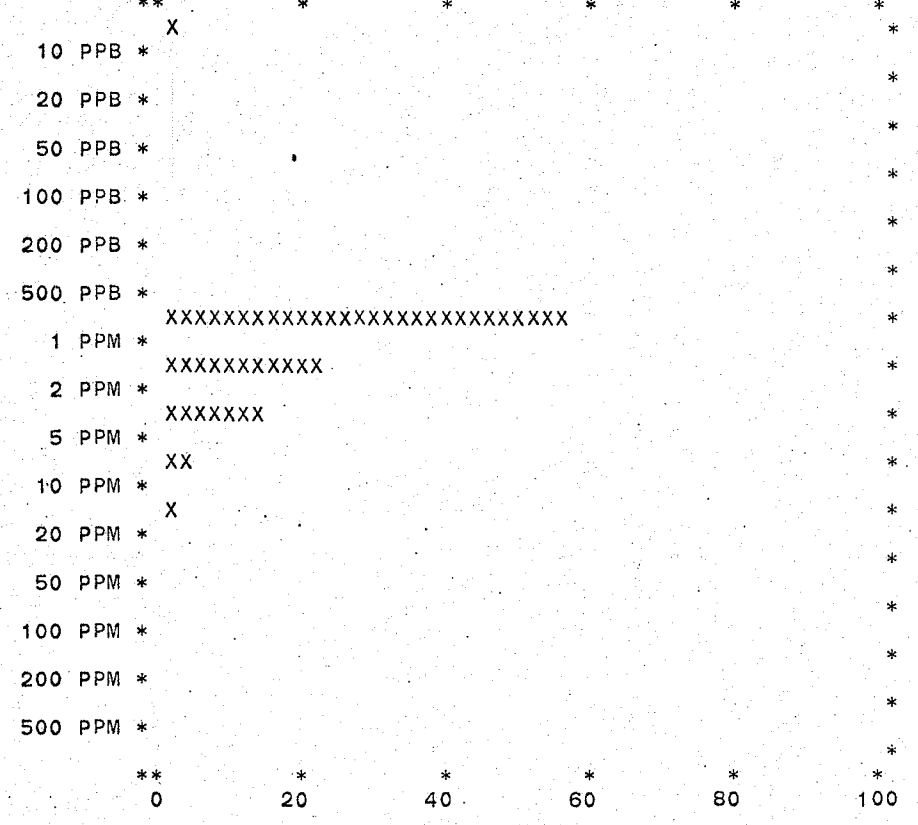

	N	%	CUM %
X	1	1.04	1.04
XXXXXXXXXXXXXXXXXXXXXXXXXXXX	54	56.25	57.29
XXXXXXXXXXX	22	22.92	80.21
XXXXXXX	14	14.58	94.79
XX	4	4.17	98.96
X	1	1.04	100.00

SUMMARY STATISTICS

TOTAL NUMBER OF SAMPLES	96
NUMBER OF ZERO VALUE SAMPLES	1
NUMBER OF NON-ZERO SAMPLES	95
ARITHMETIC MEAN	1.9579
VARIANCE	2.9769
STANDARD DEVIATION	1.7254
SKEW	2.9012
EXCESS KURTOSIS	9.8643
COEFFICIENT OF VARIANCE, %	88.1242
STANDARD ERROR OF THE MEAN	.1770
LOWER 95% LIMIT ON THE MEAN	1.6064
UPPER 95% LIMIT ON THE MEAN	2.3094
LOWER 95% LIMIT ON THE RANGE	-1.4680
UPPER 95% LIMIT ON THE RANGE	5.3838
GEOMETRIC MEAN	1.5665
LOG10 MEAN	.1949
LOG10 VARIANCE	.0683
LOG10 STANDARD DEVIATION	.2613
STANDARD ERROR ON THE MEAN	.0268
LOWER 95% LIMIT ON THE MEAN	1.3858
UPPER 95% LIMIT ON THE MEAN	1.7707
LOWER 95% LIMIT ON THE RANGE	.4744
UPPER 95% LIMIT ON THE RANGE	5.1730
MINIMUM VALUE	1.0000
25TH PERCENTILE OR 1ST QUARTILE	1.0000
50TH PERCENTILE OR MEDIAN	1.0000
75TH PERCENTILE OR 3RD QUARTILE	2.0000
80TH PERCENTILE	3.0000
90TH PERCENTILE	4.0000
95TH PERCENTILE	6.0000
98TH PERCENTILE	9.0000
99TH PERCENTILE	11.0000
MAXIMUM VALUE	11.0000

VARIABLE NAME	UNIT OF MEASUREMENT	DATA SUBSET
MO SMSM	PPM	BEXV

HISTOGRAM

		N	%	CUM %
10 PPB	XXXXX	1	9.09	9.09
20 PPB				
50 PPB				
100 PPB				
200 PPB				
500 PPB				
1 PPM	XXXXXXXXX	2	18.18	27.27
2 PPM	XXXXXXXXXXXXXXXXXXXXXX	5	45.45	72.73
5 PPM	XXXXXXXXXXXXX	3	27.27	100.00
10 PPM				
20 PPM				
50 PPM				

0 20 40 60 80 100

PERCENT

SUMMARY STATISTICS

TOTAL NUMBER OF SAMPLES	11
NUMBER OF ZERO VALUE SAMPLES	1
NUMBER OF NON-ZERO SAMPLES	10
ARITHMETIC MEAN	2.2000
VARIANCE	.8444
STANDARD DEVIATION	.9189
SKEW	.5071
EXCESS KURTOSIS	-.3213
COEFFICIENT OF VARIANCE, %	41.7698
STANDARD ERROR OF THE MEAN	.2906
LOWER 95% LIMIT ON THE MEAN	1.5526
UPPER 95% LIMIT ON THE MEAN	2.8474
LOWER 95% LIMIT ON THE RANGE	.1526
UPPER 95% LIMIT ON THE RANGE	4.2474
GEOMETRIC MEAN	2.0237
LOG10 MEAN	.3061
LOG10 VARIANCE	.0371
LOG10 STANDARD DEVIATION	.1925
STANDARD ERROR ON THE MEAN	.0609
LOWER 95% LIMIT ON THE MEAN	1.4808
UPPER 95% LIMIT ON THE MEAN	2.7656
LOWER 95% LIMIT ON THE RANGE	.7537
UPPER 95% LIMIT ON THE RANGE	5.4338
MINIMUM VALUE	1.0000
25TH PERCENTILE OR 1ST QUARTILE	2.0000
50TH PERCENTILE OR MEDIAN	2.0000
75TH PERCENTILE OR 3RD QUARTILE	3.0000
80TH PERCENTILE	3.0000
90TH PERCENTILE	4.0000
95TH PERCENTILE	4.0000
98TH PERCENTILE	4.0000
99TH PERCENTILE	4.0000
MAXIMUM VALUE	4.0000

VARIABLE NAME: MO SMSM
UNIT OF MEASUREMENT: PPM
DATA SUBSET: SCST

HISTOGRAM

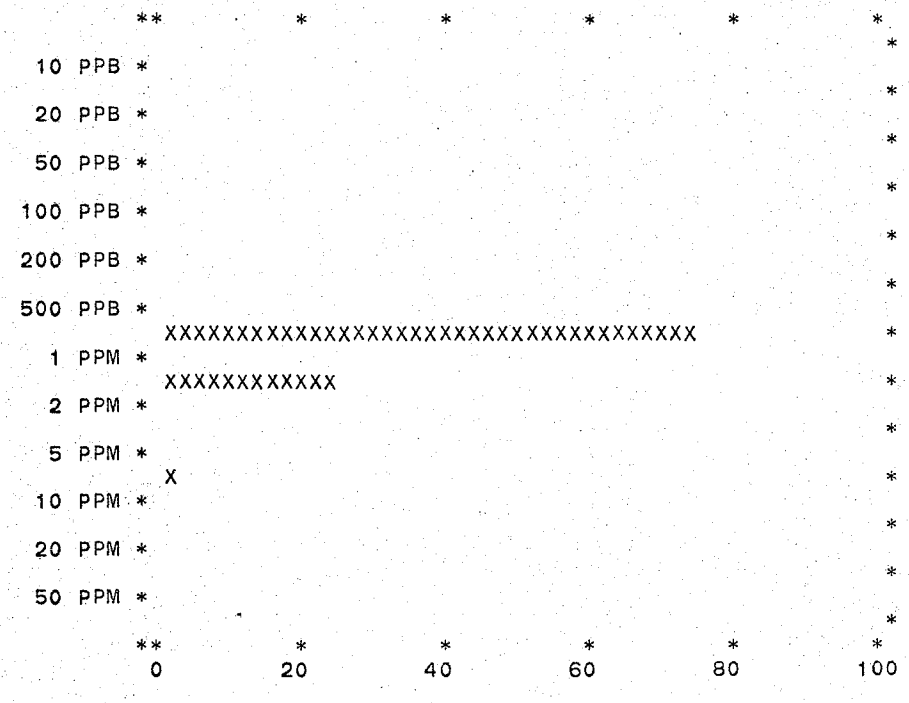

	N	%	CUM %
1 PPM	43	74.14	74.14
2 PPM	14	24.14	98.28
5 PPM	1	1.72	100.00

SUMMARY STATISTICS

TOTAL NUMBER OF SAMPLES	58
NUMBER OF ZERO VALUE SAMPLES	0
NUMBER OF NON-ZERO SAMPLES	58
ARITHMETIC MEAN	1.3621
VARIANCE	.9719
STANDARD DEVIATION	.9858
SKEW	5.4319
EXCESS KURTOSIS	33.7517
COEFFICIENT OF VARIANCE, %	72.3777
STANDARD ERROR OF THE MEAN	.1294
LOWER 95% LIMIT ON THE MEAN	1.1030
UPPER 95% LIMIT ON THE MEAN	1.6212
LOWER 95% LIMIT ON THE RANGE	-.6112
UPPER 95% LIMIT ON THE RANGE	3.3353
GEOMETRIC MEAN	1.2253
LOG10 MEAN	.0882
LOG10 VARIANCE	.0286
LOG10 STANDARD DEVIATION	.1692
STANDARD ERROR ON THE MEAN	.0222
LOWER 95% LIMIT ON THE MEAN	1.1060
UPPER 95% LIMIT ON THE MEAN	1.3574
LOWER 95% LIMIT ON THE RANGE	.5617
UPPER 95% LIMIT ON THE RANGE	2.6730
MINIMUM VALUE	1.0000
25TH PERCENTILE OR 1ST QUARTILE	1.0000
50TH PERCENTILE OR MEDIAN	1.0000
75TH PERCENTILE OR 3RD QUARTILE	2.0000
80TH PERCENTILE	2.0000
90TH PERCENTILE	2.0000
95TH PERCENTILE	2.0000
98TH PERCENTILE	8.0000
99TH PERCENTILE	8.0000
MAXIMUM VALUE	8.0000

REGIONAL STREAM SEDIMENT AND WATER GEOCHEMICAL RECONNAISSANCE DATA, YUKON TERRITORY 1977. GSC-OF 520, NGR 31-1977, NTS 116B,C,F,G

VARIABLE NAME	UNIT OF MEASUREMENT	DATA SUBSET
MO SMSM	PPM	GRNS

HISTOGRAM

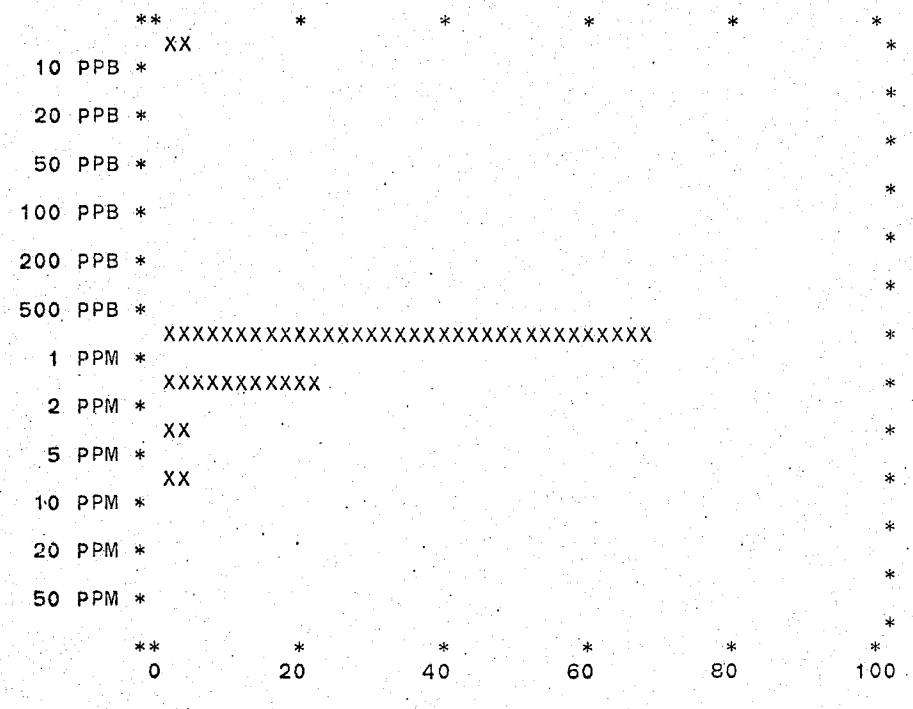

	N	%	CUM %
	1	3.23	3.23
	21	67.74	70.97
	7	22.58	93.55
	1	3.23	96.77
	1	3.23	100.00

SUMMARY STATISTICS

TOTAL NUMBER OF SAMPLES	31
NUMBER OF ZERO VALUE SAMPLES	1
NUMBER OF NON-ZERO SAMPLES	30
ARITHMETIC MEAN	1.5333
VARIANCE	1.4989
STANDARD DEVIATION	1.2243
SKEW	3.3620
EXCESS KURTOSIS	11.8008
COEFFICIENT OF VARIANCE, %	79.8441
STANDARD ERROR OF THE MEAN	.2235
LOWER 95% LIMIT ON THE MEAN	1.0769
UPPER 95% LIMIT ON THE MEAN	1.9898
LOWER 95% LIMIT ON THE RANGE	-.9666
UPPER 95% LIMIT ON THE RANGE	4.0333
GEOMETRIC MEAN	1.3136
LOG10 MEAN	.1185
LOG10 VARIANCE	.0445
LOG10 STANDARD DEVIATION	.2109
STANDARD ERROR ON THE MEAN	.0385
LOWER 95% LIMIT ON THE MEAN	1.0961
UPPER 95% LIMIT ON THE MEAN	1.5744
LOWER 95% LIMIT ON THE RANGE	.4873
UPPER 95% LIMIT ON THE RANGE	3.5411
MINIMUM VALUE	1.0000
25TH PERCENTILE OR 1ST QUARTILE	1.0000
50TH PERCENTILE OR MEDIAN	1.0000
75TH PERCENTILE OR 3RD QUARTILE	2.0000
80TH PERCENTILE	2.0000
90TH PERCENTILE	2.0000
95TH PERCENTILE	4.0000
98TH PERCENTILE	7.0000
99TH PERCENTILE	7.0000
MAXIMUM VALUE	7.0000

VARIABLE NAME	UNIT OF MEASUREMENT	DATA SUBSET
MO SMSM	PPM	BGNS

HISTOGRAM

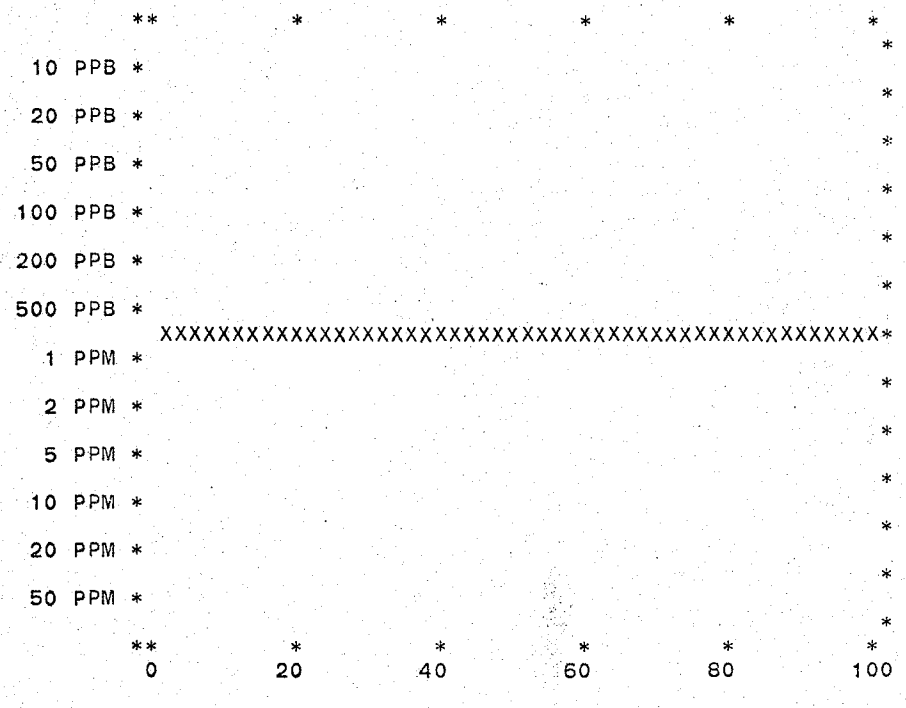

	N	%	CUM %
XXXXXXXXXXXXXXXXXXXXXXXXXXXXXXXXXXXXXXXXXXXXXXXXXX	6	100.00	100.00

SUMMARY STATISTICS

TOTAL NUMBER OF SAMPLES	6
NUMBER OF ZERO VALUE SAMPLES	0
NUMBER OF NON-ZERO SAMPLES	6
ARITHMETIC MEAN	1.0000
VARIANCE	.0000
STANDARD DEVIATION	.0000
SKEW	0.0000
EXCESS KURTOSIS	**********
COEFFICIENT OF VARIANCE, %	.0000
STANDARD ERROR OF THE MEAN	.0000
LOWER 95% LIMIT ON THE MEAN	1.0000
UPPER 95% LIMIT ON THE MEAN	1.0000
LOWER 95% LIMIT ON THE RANGE	1.0000
UPPER 95% LIMIT ON THE RANGE	1.0000
GEOMETRIC MEAN	1.0000
LOG10 MEAN	0.0000
LOG10 VARIANCE	.0000
LOG10 STANDARD DEVIATION	.0010
STANDARD ERROR ON THE MEAN	.0004
LOWER 95% LIMIT ON THE MEAN	.9977
UPPER 95% LIMIT ON THE MEAN	1.0023
LOWER 95% LIMIT ON THE RANGE	.9944
UPPER 95% LIMIT ON THE RANGE	1.0057
MINIMUM VALUE	1.0000
25TH PERCENTILE OR 1ST QUARTILE	1.0000
50TH PERCENTILE OR MEDIAN	1.0000
75TH PERCENTILE OR 3RD QUARTILE	1.0000
80TH PERCENTILE	1.0000
90TH PERCENTILE	1.0000
95TH PERCENTILE	1.0000
98TH PERCENTILE	1.0000
99TH PERCENTILE	1.0000
MAXIMUM VALUE	1.0000

VARIABLE NAME	UNIT OF MEASUREMENT	DATA SUBSET
MO SMSM	PPM	GRDR

HISTOGRAM

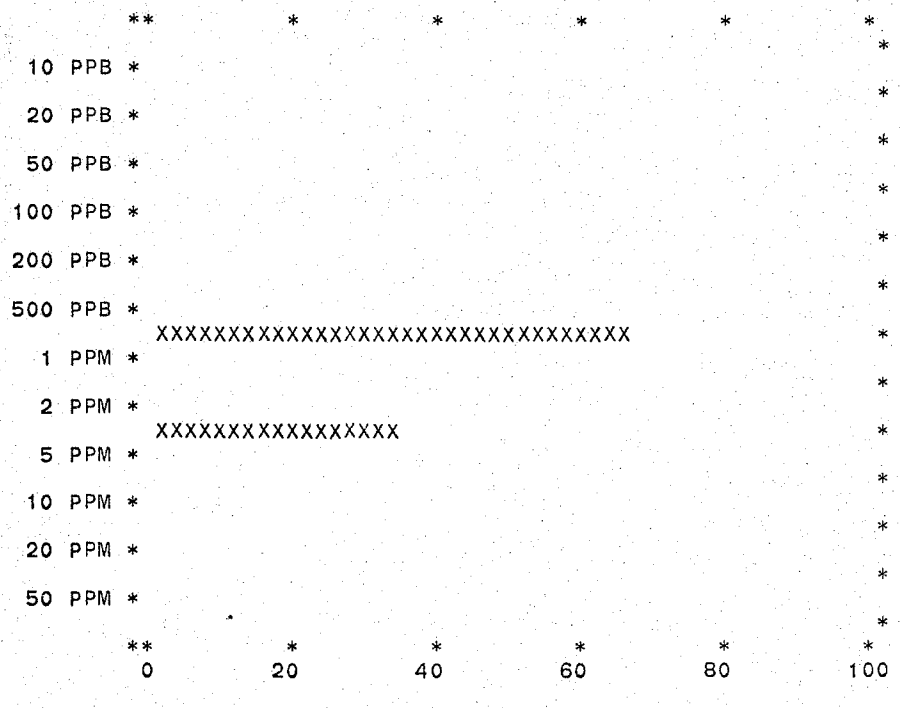

	N	%	CUM %
1 PPM	2	66.67	66.67
5 PPM	1	33.33	100.00

SUMMARY STATISTICS

TOTAL NUMBER OF SAMPLES	3
NUMBER OF ZERO VALUE SAMPLES	0
NUMBER OF NON-ZERO SAMPLES	3
ARITHMETIC MEAN	1.6667
VARIANCE	1.3333
STANDARD DEVIATION	1.1547
SKEW	.7071
EXCESS KURTOSIS	-1.5000
COEFFICIENT OF VARIANCE, %	69.2820
STANDARD ERROR OF THE MEAN	.6667
LOWER 95% LIMIT ON THE MEAN	-.4547
UPPER 95% LIMIT ON THE MEAN	3.7880
LOWER 95% LIMIT ON THE RANGE	-2.0076
UPPER 95% LIMIT ON THE RANGE	5.3409
GEOMETRIC MEAN	1.4422
LOG10 MEAN	.1590
LOG10 VARIANCE	.0759
LOG10 STANDARD DEVIATION	.2755
STANDARD ERROR ON THE MEAN	.1590
LOWER 95% LIMIT ON THE MEAN	.4498
UPPER 95% LIMIT ON THE MEAN	4.6249
LOWER 95% LIMIT ON THE RANGE	.1916
UPPER 95% LIMIT ON THE RANGE	10.8536
MINIMUM VALUE	1.0000
25TH PERCENTILE OR 1ST QUARTILE	1.0000
50TH PERCENTILE OR MEDIAN	1.0000
75TH PERCENTILE OR 3RD QUARTILE	3.0000
80TH PERCENTILE	3.0000
90TH PERCENTILE	3.0000
95TH PERCENTILE	3.0000
98TH PERCENTILE	3.0000
99TH PERCENTILE	3.0000
MAXIMUM VALUE	3.0000

VARIABLE NAME	UNIT OF MEASUREMENT	DATA SUBSET
MO SMSM	PPM	UMFC

NUMBER OF NON-ZERO SAMPLES IS LT 3 - NO HISTOGRAM



SUMMARY STATISTICS

TOTAL NUMBER OF SAMPLES	1
NUMBER OF ZERO VALUE SAMPLES	0
NUMBER OF NON-ZERO SAMPLES	1
ARITHMETIC MEAN	1.0000
VARIANCE	.0000
STANDARD DEVIATION	.0000
SKEW	.0000
EXCESS KURTOSIS	.0000
COEFFICIENT OF VARIANCE, %	.0000
STANDARD ERROR OF THE MEAN	.0000
LOWER 95% LIMIT ON THE MEAN	1.0000
UPPER 95% LIMIT ON THE MEAN	1.0000
LOWER 95% LIMIT ON THE RANGE	1.0000
UPPER 95% LIMIT ON THE RANGE	1.0000
GEOMETRIC MEAN	1.0000
LOG10 MEAN	0.0000
LOG10 VARIANCE	.0000
LOG10 STANDARD DEVIATION	.0000
STANDARD ERROR ON THE MEAN	.0000
LOWER 95% LIMIT ON THE MEAN	1.0000
UPPER 95% LIMIT ON THE MEAN	1.0000
LOWER 95% LIMIT ON THE RANGE	1.0000
UPPER 95% LIMIT ON THE RANGE	1.0000
MINIMUM VALUE	1.0000
25TH PERCENTILE OR 1ST QUARTILE	1.0000
50TH PERCENTILE OR MEDIAN	1.0000
75TH PERCENTILE OR 3RD QUARTILE	1.0000
80TH PERCENTILE	1.0000
90TH PERCENTILE	1.0000
95TH PERCENTILE	1.0000
98TH PERCENTILE	1.0000
99TH PERCENTILE	1.0000
MAXIMUM VALUE	1.0000

VARIABLE NAME: MO SMSM
UNIT OF MEASUREMENT: PPM
DATA SUBSET: UKNN

HISTOGRAM

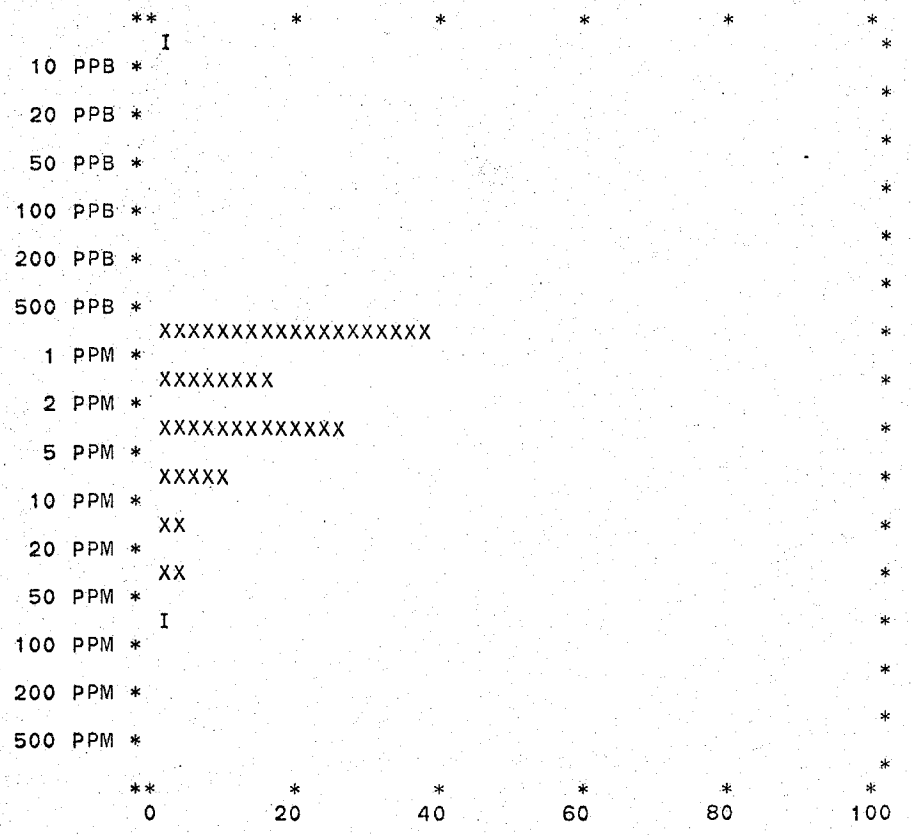

	N	%	CUM %
10 PPB	6	.99	.99
20 PPB			
50 PPB			
100 PPB			
200 PPB			
500 PPB			
1 PPM	237	38.92	39.90
2 PPM	97	15.93	55.83
5 PPM	159	26.11	81.94
10 PPM	59	9.69	91.63
20 PPM	27	4.43	96.06
50 PPM	23	3.78	99.84
100 PPM	1	.16	100.00
200 PPM			
500 PPM			

SUMMARY STATISTICS

TOTAL NUMBER OF SAMPLES	609
NUMBER OF ZERO VALUE SAMPLES	6
NUMBER OF NON-ZERO SAMPLES	603
ARITHMETIC MEAN	4.3765
VARIANCE	48.3049
STANDARD DEVIATION	6.9502
SKEW	4.1334
EXCESS KURTOSIS	20.5322
COEFFICIENT OF VARIANCE, %	158.8084
STANDARD ERROR OF THE MEAN	.2830
LOWER 95% LIMIT ON THE MEAN	3.8206
UPPER 95% LIMIT ON THE MEAN	4.9323
LOWER 95% LIMIT ON THE RANGE	-9.2736
UPPER 95% LIMIT ON THE RANGE	18.0265
GEOMETRIC MEAN	2.4728
LOG10 MEAN	.3932
LOG10 VARIANCE	.1692
LOG10 STANDARD DEVIATION	.4114
STANDARD ERROR ON THE MEAN	.0168
LOWER 95% LIMIT ON THE MEAN	2.2924
UPPER 95% LIMIT ON THE MEAN	2.6674
LOWER 95% LIMIT ON THE RANGE	.3848
UPPER 95% LIMIT ON THE RANGE	15.8906

MINIMUM VALUE	1.0000
25TH PERCENTILE OR 1ST QUARTILE	1.0000
50TH PERCENTILE OR MEDIAN	2.0000
75TH PERCENTILE OR 3RD QUARTILE	5.0000
80TH PERCENTILE	5.0000
90TH PERCENTILE	9.0000
95TH PERCENTILE	17.0000
98TH PERCENTILE	33.0000
99TH PERCENTILE	40.0000
MAXIMUM VALUE	63.0000

SUMMARY STATISTICS

SUBSET	VARIABLE		UNITS	N	ARITH MEAN	STD DEV	CV %	SKEW	EXCESS KURT	95% LIMITS ON MEAN		GEOM MEAN	LOG 10 MEAN	STD DEV	95% LIMITS ON MEAN	
QRTZ	MO	SMSM	PPM	337	2.09	2.70	129.0	4.99	34.57	1.81	2.38	1.51	.1804	.2907	1.41	1.63
SLSN	MO	SMSM	PPM	11	8.64	4.72	54.6	1.76	2.38	5.51	11.8	7.79	.8914	.1964	5.77	10.5
SNDS	MO	SMSM	PPM	122	3.37	5.04	149.6	4.23	22.45	2.47	4.27	2.06	.3139	.3745	1.77	2.40
ARGL	MO	SMSM	PPM	120	4.10	8.14	198.5	4.36	19.80	2.63	5.57	2.15	.3321	.3975	1.82	2.53
SHLE	MO	SMSM	PPM	112	7.46	8.77	117.4	2.58	7.55	5.82	9.11	4.60	.6631	.4189	3.84	5.51
DORT	MO	SMSM	PPM	8	4.25	6.90	162.4	2.11	2.70	-1.38	9.88	2.13	.3279	.4718	.878	5.16
BSLT	MO	SMSM	PPM	25	1.92	1.53	79.4	1.93	3.33	1.29	2.55	1.55	.1913	.2658	1.21	2.00
LMSN	MO	SMSM	PPM	83	3.37	4.70	139.4	4.68	24.46	2.35	4.40	2.30	.3617	.3334	1.94	2.72
DLMT	MO	SMSM	PPM	80	2.46	1.38	55.9	1.29	2.16	2.16	2.77	2.13	.3288	.2355	1.89	2.41
SYNT	MO	SMSM	PPM	7	5.29	5.02	95.0	1.05	-.02	.795	9.78	3.45	.5372	.4541	1.35	8.77
GLCM	MO	SMSM	PPM	95	1.96	1.73	88.1	2.90	9.86	1.61	2.31	1.57	.1949	.2613	1.39	1.77
BEXV	MO	SMSM	PPM	10	2.20	.919	41.8	.51	-.32	1.55	2.85	2.02	.3061	.1925	1.48	2.77
SCST	MO	SMSM	PPM	58	1.36	.986	72.4	5.43	33.75	1.10	1.62	1.23	.0882	.1692	1.11	1.36
GRNS	MO	SMSM	PPM	30	1.53	1.22	79.8	3.36	11.80	1.08	1.99	1.31	.1185	.2109	1.10	1.57
BGNS	MO	SMSM	PPM	6	1.00	.754E-07	.0	0.00*******		1.00	1.00	1.00	0.0000	.0010	.998	1.00
GRDR	MO	SMSM	PPM	3	1.67	1.15	69.3	.71	-1.50	-.455	3.79	1.44	.1590	.2755	.450	4.62
UMFC	MO	SMSM	PPM	1	1.00	.100E-05	.0	.00	.00	1.00	1.00	1.00	0.0000	.0000	1.00	1.00
UKNN	MO	SMSM	PPM	603	4.38	6.95	158.8	4.13	20.53	3.82	4.93	2.47	.3932	.4114	2.29	2.67

SUBSET	VARIABLE		UNITS	N	MIN VALUE	PERCENTILE 25TH	50TH	75TH	80TH	90TH	95TH	98TH	99TH	MAX VALUE
QRTZ	MO	SMSM	PPM	337	1.000	1.000	1.000	2.000	2.000	4.000	7.000	10.000	12.000	28.000
SLSN	MO	SMSM	PPM	11	4.000	7.000	7.000	11.000	12.000	21.000	21.000	21.000	21.000	21.000
SNDS	MO	SMSM	PPM	122	1.000	1.000	2.000	3.000	4.000	8.000	13.000	25.000	39.000	39.000
ARGL	MO	SMSM	PPM	120	1.000	1.000	2.000	3.000	4.000	7.000	17.000	42.000	55.000	55.000
SHLE	MO	SMSM	PPM	112	1.000	2.000	5.000	9.000	10.000	17.000	27.000	48.000	48.000	48.000
DORT	MO	SMSM	PPM	8	1.000	1.000	2.000	5.000	5.000	21.000	21.000	21.000	21.000	21.000
BSLT	MO	SMSM	PPM	25	1.000	1.000	1.000	3.000	3.000	4.000	7.000	7.000	7.000	7.000
LMSN	MO	SMSM	PPM	83	1.000	1.000	2.000	4.000	4.000	6.000	10.000	27.000	33.000	33.000
DLMT	MO	SMSM	PPM	80	1.000	2.000	2.000	3.000	4.000	4.000	5.000	6.000	8.000	8.000
SYNT	MO	SMSM	PPM	7	1.000	2.000	4.000	8.000	15.000	15.000	15.000	15.000	15.000	15.000
GLCM	MO	SMSM	PPM	95	1.000	1.000	1.000	2.000	3.000	4.000	6.000	9.000	11.000	11.000
BEXV	MO	SMSM	PPM	10	1.000	2.000	2.000	3.000	3.000	4.000	4.000	4.000	4.000	4.000
SCST	MO	SMSM	PPM	58	1.000	1.000	1.000	2.000	2.000	2.000	2.000	8.000	8.000	8.000
GRNS	MO	SMSM	PPM	30	1.000	1.000	1.000	2.000	2.000	2.000	4.000	7.000	7.000	7.000
BGNS	MO	SMSM	PPM	6	1.000	1.000	1.000	1.000	1.000	1.000	1.000	1.000	1.000	1.000
GRDR	MO	SMSM	PPM	3	1.000	1.000	1.000	3.000	3.000	3.000	3.000	3.000	3.000	3.000
UMFC	MO	SMSM	PPM	1	1.000	1.000	1.000	1.000	1.000	1.000	1.000	1.000	1.000	1.000
UKNN	MO	SMSM	PPM	603	1.000	1.000	2.000	5.000	5.000	9.000	17.000	33.000	40.000	63.000

VARIABLE NAME	UNIT OF MEASUREMENT	DATA SUBSET
W SMSM	PPM	QRTZ

HISTOGRAM

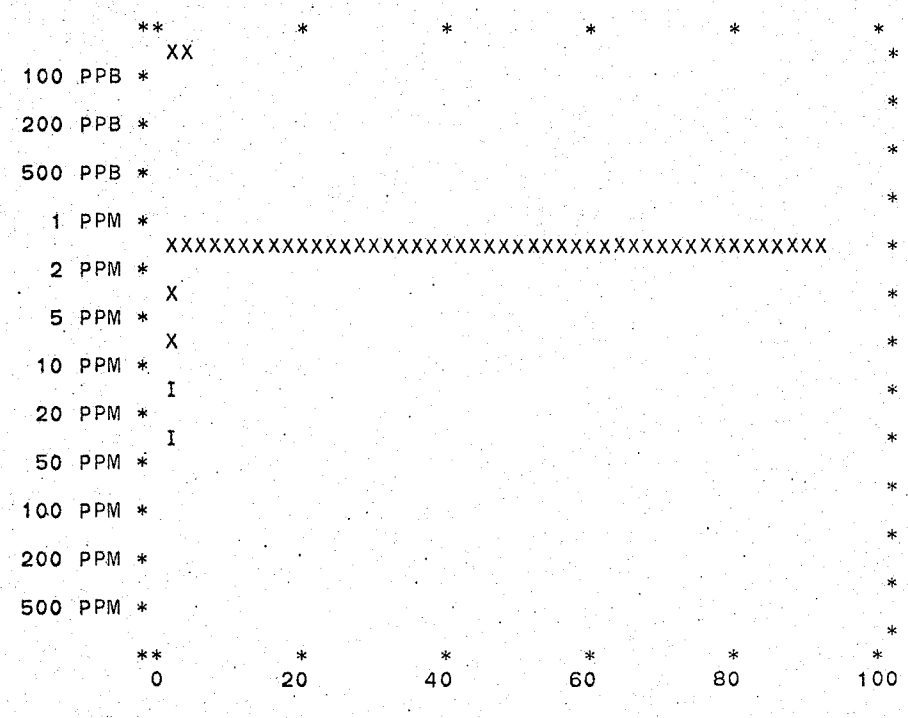

	N	%	CUM %
XX	13	3.75	3.75
XXXXXXXXXXXXXXXXXXXXXXXXXXXXXXXXXXXXXXXXXXXXXXXXXXXX	316	91.07	94.81
X	6	1.73	96.54
X	6	1.73	98.27
I	3	.86	99.14
I	3	.86	100.00

SUMMARY STATISTICS

TOTAL NUMBER OF SAMPLES	347
NUMBER OF ZERO VALUE SAMPLES	13
NUMBER OF NON-ZERO SAMPLES	334
ARITHMETIC MEAN	2.4521
VARIANCE	6.6809
STANDARD DEVIATION	2.5847
SKEW	7.2659
EXCESS KURTOSIS	56.6973
COEFFICIENT OF VARIANCE, %	105.4094
STANDARD ERROR OF THE MEAN	.1414
LOWER 95% LIMIT ON THE MEAN	2.1739
UPPER 95% LIMIT ON THE MEAN	2.7303
LOWER 95% LIMIT ON THE RANGE	-2.6329
UPPER 95% LIMIT ON THE RANGE	7.5371
GEOMETRIC MEAN	2.1584
LOG10 MEAN	.3341
LOG10 VARIANCE	.0237
LOG10 STANDARD DEVIATION	.1541
STANDARD ERROR ON THE MEAN	.0084
LOWER 95% LIMIT ON THE MEAN	2.0776
UPPER 95% LIMIT ON THE MEAN	2.2425
LOWER 95% LIMIT ON THE RANGE	1.0740
UPPER 95% LIMIT ON THE RANGE	4.3379
MINIMUM VALUE	2.0000
25TH PERCENTILE OR 1ST QUARTILE	2.0000
50TH PERCENTILE OR MEDIAN	2.0000
75TH PERCENTILE OR 3RD QUARTILE	2.0000
80TH PERCENTILE	2.0000
90TH PERCENTILE	2.0000
95TH PERCENTILE	4.0000
98TH PERCENTILE	8.0000
99TH PERCENTILE	22.0000
MAXIMUM VALUE	28.0000

REGIONAL STREAM SEDIMENT AND WATER GEOCHEMICAL RECONNAISSANCE DATA, YUKON TERRITORY 1977. GSC-OF 520, NGR 31-1977, NTS 116B,C,F,G

VARIABLE NAME	UNIT OF MEASUREMENT	DATA SUBSET
W SMSM	PPM	SLSN

HISTOGRAM

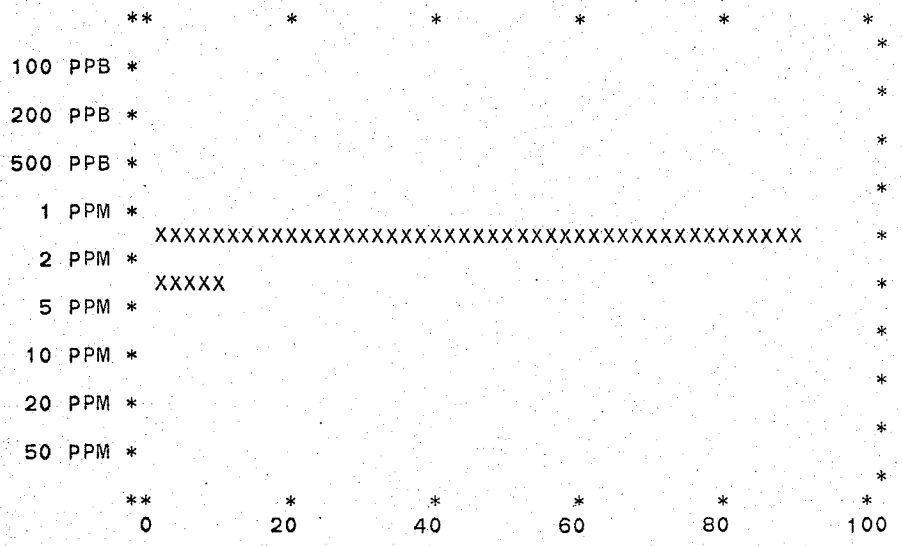

	N	%	CUM %
XXXXXXXXXXXXXXXXXXXXXXXXXXXXXXXXXXXXXXXXXX	10	90.91	90.91
XXXXX	1	9.09	100.00

SUMMARY STATISTICS

TOTAL NUMBER OF SAMPLES	11
NUMBER OF ZERO VALUE SAMPLES	0
NUMBER OF NON-ZERO SAMPLES	11
ARITHMETIC MEAN	2.1818
VARIANCE	.3636
STANDARD DEVIATION	.6030
SKEW	2.8460
EXCESS KURTOSIS	6.1000
COEFFICIENT OF VARIANCE, %	27.6385
STANDARD ERROR OF THE MEAN	.1818
LOWER 95% LIMIT ON THE MEAN	1.7816
UPPER 95% LIMIT ON THE MEAN	2.5820
LOWER 95% LIMIT ON THE RANGE	.8546
UPPER 95% LIMIT ON THE RANGE	3.5091
GEOMETRIC MEAN	2.1301
LOG10 MEAN	.3284
LOG10 VARIANCE	.0082
LOG10 STANDARD DEVIATION	.0908
STANDARD ERROR ON THE MEAN	.0274
LOWER 95% LIMIT ON THE MEAN	1.8542
UPPER 95% LIMIT ON THE MEAN	2.4470
LOWER 95% LIMIT ON THE RANGE	1.3447
UPPER 95% LIMIT ON THE RANGE	3.3742
MINIMUM VALUE	2.0000
25TH PERCENTILE OR 1ST QUARTILE	2.0000
50TH PERCENTILE OR MEDIAN	2.0000
75TH PERCENTILE OR 3RD QUARTILE	2.0000
80TH PERCENTILE	2.0000
90TH PERCENTILE	4.0000
95TH PERCENTILE	4.0000
98TH PERCENTILE	4.0000
99TH PERCENTILE	4.0000
MAXIMUM VALUE	4.0000

VARIABLE NAME: W SMSM | UNIT OF MEASUREMENT: PPM | DATA SUBSET: SNDS

HISTOGRAM

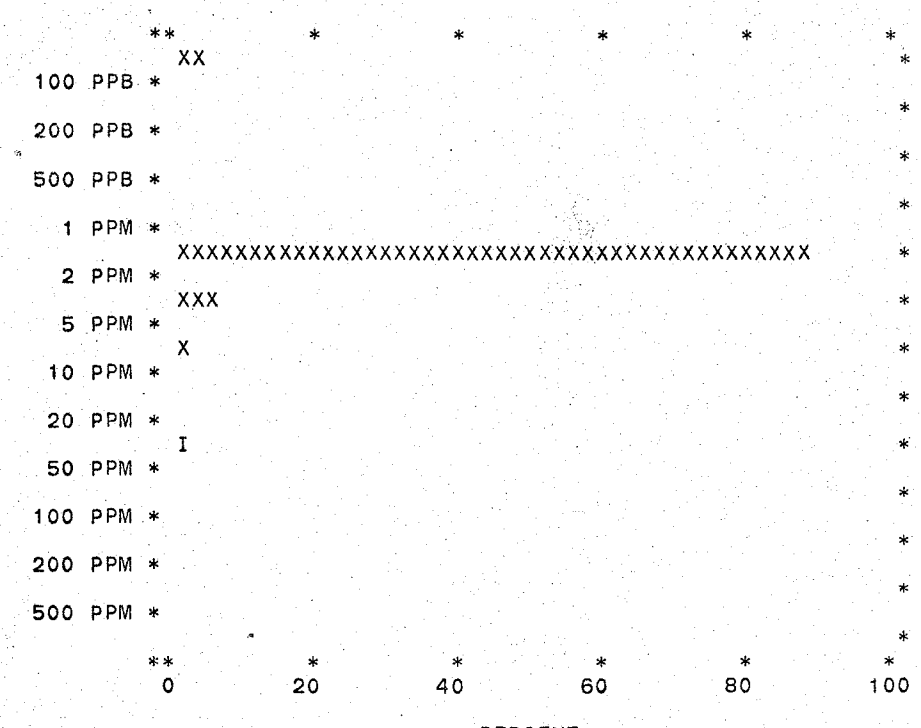

	N	%	CUM %
XX	4	3.17	3.17
XXXXXXXXXXXXXXXXXXXXXXXXXXXXXXXXXXXXXXXXXXXXXX	112	88.89	92.06
XXX	7	5.56	97.62
X	2	1.59	99.21
I	1	.79	100.00

SUMMARY STATISTICS

TOTAL NUMBER OF SAMPLES	126
NUMBER OF ZERO VALUE SAMPLES	4
NUMBER OF NON-ZERO SAMPLES	122
ARITHMETIC MEAN	2.5902
VARIANCE	19.3513
STANDARD DEVIATION	4.3990
SKEW	10.4072
EXCESS KURTOSIS	109.4426
COEFFICIENT OF VARIANCE, %	169.8353
STANDARD ERROR OF THE MEAN	.3983
LOWER 95% LIMIT ON THE MEAN	1.8018
UPPER 95% LIMIT ON THE MEAN	3.3786
LOWER 95% LIMIT ON THE RANGE	-6.1181
UPPER 95% LIMIT ON THE RANGE	11.2984
GEOMETRIC MEAN	2.1808
LOG10 MEAN	.3386
LOG10 VARIANCE	.0248
LOG10 STANDARD DEVIATION	.1576
STANDARD ERROR ON THE MEAN	.0143
LOWER 95% LIMIT ON THE MEAN	2.0434
UPPER 95% LIMIT ON THE MEAN	2.3273
LOWER 95% LIMIT ON THE RANGE	1.0631
UPPER 95% LIMIT ON THE RANGE	4.4735

MINIMUM VALUE	2.0000
25TH PERCENTILE OR 1ST QUARTILE	2.0000
50TH PERCENTILE OR MEDIAN	2.0000
75TH PERCENTILE OR 3RD QUARTILE	2.0000
80TH PERCENTILE	2.0000
90TH PERCENTILE	2.0000
95TH PERCENTILE	4.0000
98TH PERCENTILE	8.0000
99TH PERCENTILE	50.0000
MAXIMUM VALUE	50.0000

VARIABLE NAME: W SMSM
UNIT OF MEASUREMENT: PPM
DATA SUBSET: ARGL

HISTOGRAM



	N	%	CUM %
X	2	1.65	1.65
XXXXXXXXXXXXXXXXXXXXXXXXXXXXXXXXXXXXXXXXXXXXXXXXXXX	113	93.39	95.04
XX	5	4.13	99.17
I	1	.83	100.00

SUMMARY STATISTICS

TOTAL NUMBER OF SAMPLES	121
NUMBER OF ZERO VALUE SAMPLES	2
NUMBER OF NON-ZERO SAMPLES	119
ARITHMETIC MEAN	2.1261
VARIANCE	.3314
STANDARD DEVIATION	.5757
SKEW	4.8158
EXCESS KURTOSIS	23.6705
COEFFICIENT OF VARIANCE, %	27.0785
STANDARD ERROR OF THE MEAN	.0528
LOWER 95% LIMIT ON THE MEAN	2.0215
UPPER 95% LIMIT ON THE MEAN	2.2306
LOWER 95% LIMIT ON THE RANGE	.9860
UPPER 95% LIMIT ON THE RANGE	3.2661
GEOMETRIC MEAN	2.0821
LOG10 MEAN	.3185
LOG10 VARIANCE	.0060
LOG10 STANDARD DEVIATION	.0777
STANDARD ERROR ON THE MEAN	.0071
LOWER 95% LIMIT ON THE MEAN	2.0156
UPPER 95% LIMIT ON THE MEAN	2.1508
LOWER 95% LIMIT ON THE RANGE	1.4611
UPPER 95% LIMIT ON THE RANGE	2.9671
MINIMUM VALUE	2.0000
25TH PERCENTILE OR 1ST QUARTILE	2.0000
50TH PERCENTILE OR MEDIAN	2.0000
75TH PERCENTILE OR 3RD QUARTILE	2.0000
80TH PERCENTILE	2.0000
90TH PERCENTILE	2.0000
95TH PERCENTILE	4.0000
98TH PERCENTILE	5.0000
99TH PERCENTILE	6.0000
MAXIMUM VALUE	6.0000

REGIONAL STREAM SEDIMENT AND WATER GEOCHEMICAL RECONNAISSANCE DATA, YUKON TERRITORY 1977. GSC-OF 520, NGR 31-1977, NTS 116B,C,F,G

VARIABLE NAME	UNIT OF MEASUREMENT	DATA SUBSET
W SMSM	PPM	SHLE

HISTOGRAM

	N	%	CUM %
	1	.88	.88
	103	91.15	92.04
	8	7.08	99.12
	1	.88	100.00

SUMMARY STATISTICS

TOTAL NUMBER OF SAMPLES	113
NUMBER OF ZERO VALUE SAMPLES	1
NUMBER OF NON-ZERO SAMPLES	112
ARITHMETIC MEAN	2.1786
VARIANCE	.4003
STANDARD DEVIATION	.6327
SKEW	3.7009
EXCESS KURTOSIS	14.1024
COEFFICIENT OF VARIANCE, %	29.0401
STANDARD ERROR OF THE MEAN	.0598
LOWER 95% LIMIT ON THE MEAN	2.0601
UPPER 95% LIMIT ON THE MEAN	2.2970
LOWER 95% LIMIT ON THE RANGE	.9249
UPPER 95% LIMIT ON THE RANGE	3.4322
GEOMETRIC MEAN	2.1222
LOG10 MEAN	.3268
LOG10 VARIANCE	.0079
LOG10 STANDARD DEVIATION	.0890
STANDARD ERROR ON THE MEAN	.0084
LOWER 95% LIMIT ON THE MEAN	2.0424
UPPER 95% LIMIT ON THE MEAN	2.2052
LOWER 95% LIMIT ON THE RANGE	1.4143
UPPER 95% LIMIT ON THE RANGE	3.1846
MINIMUM VALUE	2.0000
25TH PERCENTILE OR 1ST QUARTILE	2.0000
50TH PERCENTILE OR MEDIAN	2.0000
75TH PERCENTILE OR 3RD QUARTILE	2.0000
80TH PERCENTILE	2.0000
90TH PERCENTILE	2.0000
95TH PERCENTILE	4.0000
98TH PERCENTILE	4.0000
99TH PERCENTILE	6.0000
MAXIMUM VALUE	6.0000

VARIABLE NAME	UNIT OF MEASUREMENT	DATA SUBSET
W SMSM	PPM	DORT

HISTOGRAM



	N	%	CUM %
XXXXXXXXXXXXXXXXXXXXXXXXXXXXXXXXXXXXXXXXXXXXXXXXX	7	87.50	87.50
XXXXXX	1	12.50	100.00

SUMMARY STATISTICS

TOTAL NUMBER OF SAMPLES	8
NUMBER OF ZERO VALUE SAMPLES	0
NUMBER OF NON-ZERO SAMPLES	8
ARITHMETIC MEAN	2.7500
VARIANCE	4.5000
STANDARD DEVIATION	2.1213
SKEW	2.2678
EXCESS KURTOSIS	3.1429
COEFFICIENT OF VARIANCE, %	77.1389
STANDARD ERROR OF THE MEAN	.7500
LOWER 95% LIMIT ON THE MEAN	1.0205
UPPER 95% LIMIT ON THE MEAN	4.4795
LOWER 95% LIMIT ON THE RANGE	-2.1418
UPPER 95% LIMIT ON THE RANGE	7.6418
GEOMETRIC MEAN	2.3784
LOG10 MEAN	.3763
LOG10 VARIANCE	.0453
LOG10 STANDARD DEVIATION	.2129
STANDARD ERROR ON THE MEAN	.0753
LOWER 95% LIMIT ON THE MEAN	1.5949
UPPER 95% LIMIT ON THE MEAN	3.5468
LOWER 95% LIMIT ON THE RANGE	.7681
UPPER 95% LIMIT ON THE RANGE	7.3645
MINIMUM VALUE	2.0000
25TH PERCENTILE OR 1ST QUARTILE	2.0000
50TH PERCENTILE OR MEDIAN	2.0000
75TH PERCENTILE OR 3RD QUARTILE	2.0000
80TH PERCENTILE	2.0000
90TH PERCENTILE	8.0000
95TH PERCENTILE	8.0000
98TH PERCENTILE	8.0000
99TH PERCENTILE	8.0000
MAXIMUM VALUE	8.0000

VARIABLE NAME	UNIT OF MEASUREMENT	DATA SUBSET
W SMSM	PPM	BSLT

HISTOGRAM

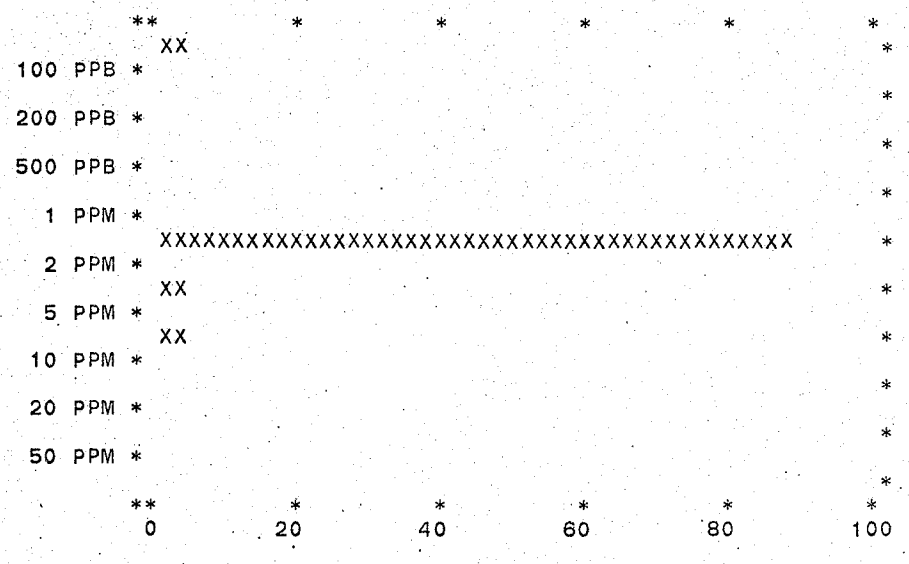

	N	%	CUM %
XX	1	3.85	3.85
XXXXXXXXXXXXXXXXXXXXXXXXXXXXXXXXXXXXXXXXXX	23	88.46	92.31
XX	1	3.85	96.15
XX	1	3.85	100.00

SUMMARY STATISTICS

TOTAL NUMBER OF SAMPLES	26
NUMBER OF ZERO VALUE SAMPLES	1
NUMBER OF NON-ZERO SAMPLES	25
ARITHMETIC MEAN	2.2400
VARIANCE	.7733
STANDARD DEVIATION	.8794
SKEW	3.6451
EXCESS KURTOSIS	12.2075
COEFFICIENT OF VARIANCE, %	39.2586
STANDARD ERROR OF THE MEAN	.1759
LOWER 95% LIMIT ON THE MEAN	1.8777
UPPER 95% LIMIT ON THE MEAN	2.6023
LOWER 95% LIMIT ON THE RANGE	.4284
UPPER 95% LIMIT ON THE RANGE	4.0516
GEOMETRIC MEAN	2.1486
LOG10 MEAN	.3322
LOG10 VARIANCE	.0123
LOG10 STANDARD DEVIATION	.1107
STANDARD ERROR ON THE MEAN	.0221
LOWER 95% LIMIT ON THE MEAN	1.9344
UPPER 95% LIMIT ON THE MEAN	2.3865
LOWER 95% LIMIT ON THE RANGE	1.2710
UPPER 95% LIMIT ON THE RANGE	3.6322
MINIMUM VALUE	2.0000
25TH PERCENTILE OR 1ST QUARTILE	2.0000
50TH PERCENTILE OR MEDIAN	2.0000
75TH PERCENTILE OR 3RD QUARTILE	2.0000
80TH PERCENTILE	2.0000
90TH PERCENTILE	2.0000
95TH PERCENTILE	6.0000
98TH PERCENTILE	6.0000
99TH PERCENTILE	6.0000
MAXIMUM VALUE	6.0000

VARIABLE NAME: W SMSM | UNIT OF MEASUREMENT: PPM | DATA SUBSET: LMSN

HISTOGRAM



	N	%	CUM %
XXXXXXXXXXXXXXXXXXXXXXXXXXXXXXXXXXXXXXXXXXXXXXXXXXXXXXXXX	81	97.59	97.59
X	1	1.20	98.80
X	1	1.20	100.00

SUMMARY STATISTICS

TOTAL NUMBER OF SAMPLES	83
NUMBER OF ZERO VALUE SAMPLES	0
NUMBER OF NON-ZERO SAMPLES	83
ARITHMETIC MEAN	2.0723
VARIANCE	.2386
STANDARD DEVIATION	.4885
SKEW	7.1290
EXCESS KURTOSIS	51.5908
COEFFICIENT OF VARIANCE, %	23.5720
STANDARD ERROR OF THE MEAN	.0536
LOWER 95% LIMIT ON THE MEAN	1.9656
UPPER 95% LIMIT ON THE MEAN	2.1790
LOWER 95% LIMIT ON THE RANGE	1.1005
UPPER 95% LIMIT ON THE RANGE	3.0441
GEOMETRIC MEAN	2.0436
LOG10 MEAN	.3104
LOG10 VARIANCE	.0038
LOG10 STANDARD DEVIATION	.0616
STANDARD ERROR ON THE MEAN	.0068
LOWER 95% LIMIT ON THE MEAN	1.9813
UPPER 95% LIMIT ON THE MEAN	2.1079
LOWER 95% LIMIT ON THE RANGE	1.5413
UPPER 95% LIMIT ON THE RANGE	2.7097
MINIMUM VALUE	2.0000
25TH PERCENTILE OR 1ST QUARTILE	2.0000
50TH PERCENTILE OR MEDIAN	2.0000
75TH PERCENTILE OR 3RD QUARTILE	2.0000
80TH PERCENTILE	2.0000
90TH PERCENTILE	2.0000
95TH PERCENTILE	2.0000
98TH PERCENTILE	4.0000
99TH PERCENTILE	6.0000
MAXIMUM VALUE	6.0000

VARIABLE NAME	UNIT OF MEASUREMENT	DATA SUBSET
W SMSM	PPM	DLMT

HISTOGRAM

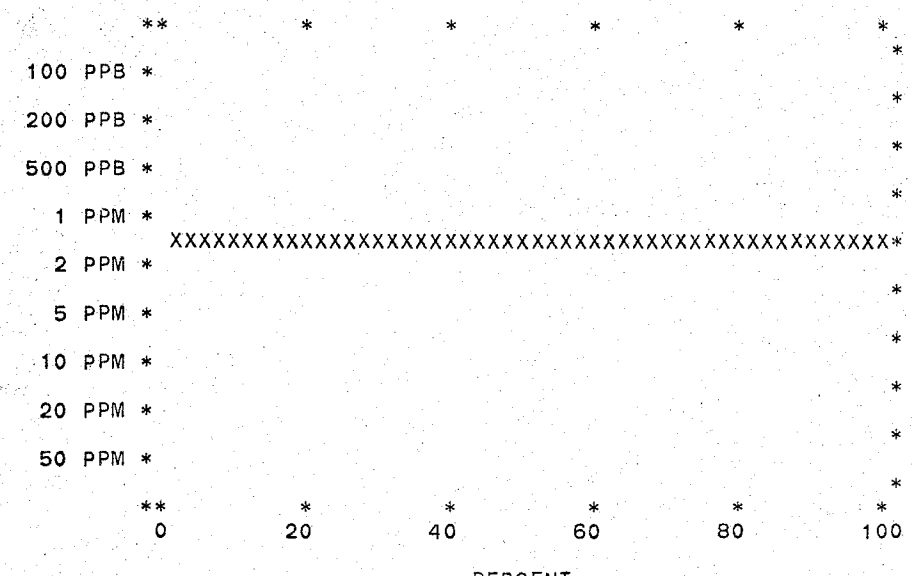

	N	%	CUM %
XXXXXXXXXXXXXXXXXXXXXXXXXXXXXXXXXXXXXXXXXXXXXXXXXXXXXXXX	80	100.00	100.00

SUMMARY STATISTICS

TOTAL NUMBER OF SAMPLES	80
NUMBER OF ZERO VALUE SAMPLES	0
NUMBER OF NON-ZERO SAMPLES	80
ARITHMETIC MEAN	2.0000
VARIANCE	.0000
STANDARD DEVIATION	.0000
SKEW	**********
EXCESS KURTOSIS	-3.0000
COEFFICIENT OF VARIANCE, %	.0000
STANDARD ERROR OF THE MEAN	.0000
LOWER 95% LIMIT ON THE MEAN	2.0000
UPPER 95% LIMIT ON THE MEAN	2.0000
LOWER 95% LIMIT ON THE RANGE	2.0000
UPPER 95% LIMIT ON THE RANGE	2.0000
GEOMETRIC MEAN	2.0000
LOG10 MEAN	.3010
LOG10 VARIANCE	.0000
LOG10 STANDARD DEVIATION	.0010
STANDARD ERROR ON THE MEAN	.0001
LOWER 95% LIMIT ON THE MEAN	1.9990
UPPER 95% LIMIT ON THE MEAN	2.0010
LOWER 95% LIMIT ON THE RANGE	1.9909
UPPER 95% LIMIT ON THE RANGE	2.0092
MINIMUM VALUE	2.0000
25TH PERCENTILE OR 1ST QUARTILE	2.0000
50TH PERCENTILE OR MEDIAN	2.0000
75TH PERCENTILE OR 3RD QUARTILE	2.0000
80TH PERCENTILE	2.0000
90TH PERCENTILE	2.0000
95TH PERCENTILE	2.0000
98TH PERCENTILE	2.0000
99TH PERCENTILE	2.0000
MAXIMUM VALUE	2.0000

VARIABLE NAME	UNIT OF MEASUREMENT	DATA SUBSET
W SMSM	PPM	SYNT

HISTOGRAM

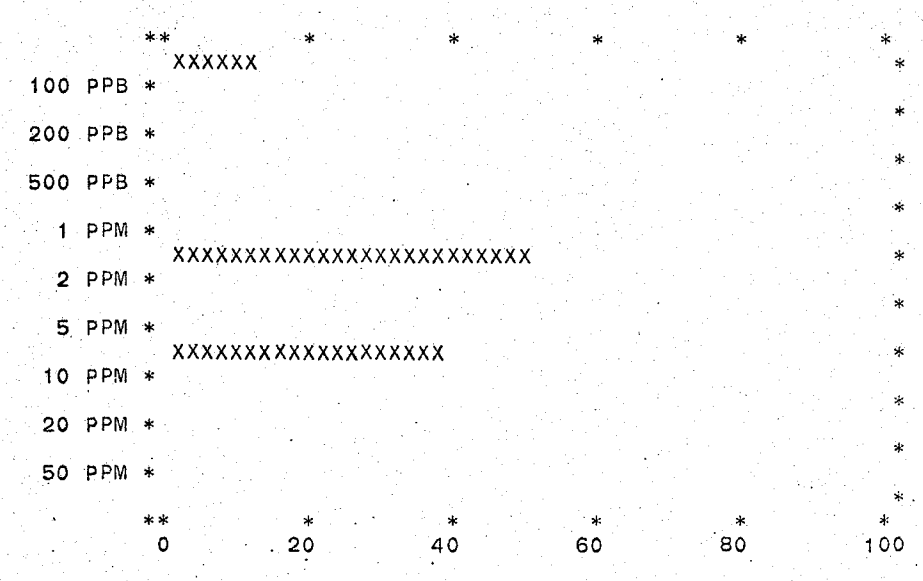

	N	%	CUM %
XXXXXX	1	12.50	12.50
XXXXXXXXXXXXXXXXXXXXXXXX	4	50.00	62.50
XXXXXXXXXXXXXXXXXX	3	37.50	100.00

SUMMARY STATISTICS

TOTAL NUMBER OF SAMPLES	8
NUMBER OF ZERO VALUE SAMPLES	1
NUMBER OF NON-ZERO SAMPLES	7
ARITHMETIC MEAN	4.5714
VARIANCE	10.2857
STANDARD DEVIATION	3.2071
SKEW	.2887
EXCESS KURTOSIS	-1.9167
COEFFICIENT OF VARIANCE, %	70.1561
STANDARD ERROR OF THE MEAN	1.2122
LOWER 95% LIMIT ON THE MEAN	1.7046
UPPER 95% LIMIT ON THE MEAN	7.4382
LOWER 95% LIMIT ON THE RANGE	-3.0134
UPPER 95% LIMIT ON THE RANGE	12.1563
GEOMETRIC MEAN	3.6229
LOG10 MEAN	.5591
LOG10 VARIANCE	.1036
LOG10 STANDARD DEVIATION	.3218
STANDARD ERROR ON THE MEAN	.1216
LOWER 95% LIMIT ON THE MEAN	1.8681
UPPER 95% LIMIT ON THE MEAN	7.0262
LOWER 95% LIMIT ON THE RANGE	.6280
UPPER 95% LIMIT ON THE RANGE	20.9000
MINIMUM VALUE	2.0000
25TH PERCENTILE OR 1ST QUARTILE	2.0000
50TH PERCENTILE OR MEDIAN	2.0000
75TH PERCENTILE OR 3RD QUARTILE	8.0000
80TH PERCENTILE	8.0000
90TH PERCENTILE	8.0000
95TH PERCENTILE	8.0000
98TH PERCENTILE	8.0000
99TH PERCENTILE	8.0000
MAXIMUM VALUE	8.0000

VARIABLE NAME	UNIT OF MEASUREMENT	DATA SUBSET
W SMSM	PPM	GLCM

HISTOGRAM

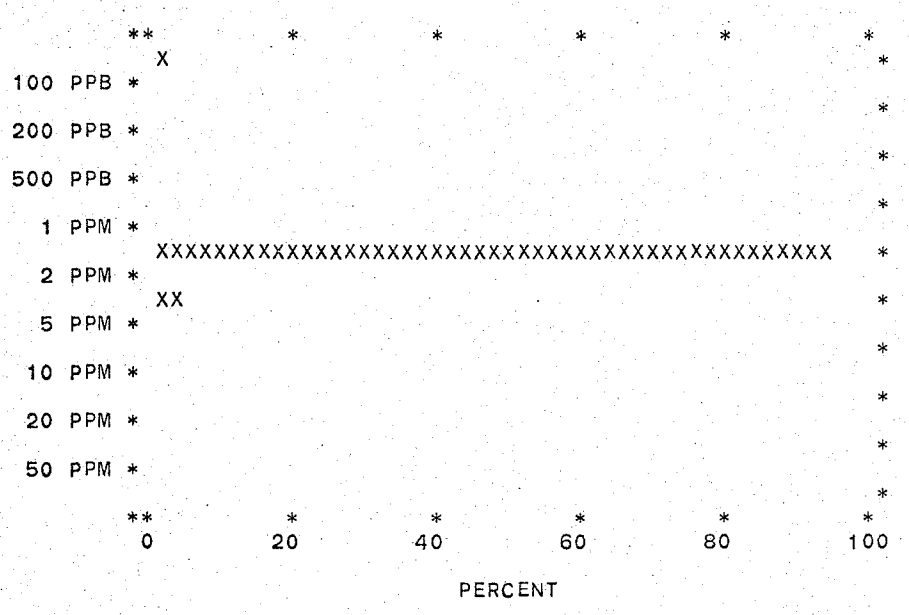

	N	%	CUM %
X	2	2.08	2.08
XXXXXXXXXXXXXXXXXXXXXXXXXXXXXXXXXXXXXXXXXXXXXXXXXX	90	93.75	95.83
XX	4	4.17	100.00

SUMMARY STATISTICS

TOTAL NUMBER OF SAMPLES	96
NUMBER OF ZERO VALUE SAMPLES	2
NUMBER OF NON-ZERO SAMPLES	94
ARITHMETIC MEAN	2.0851
VARIANCE	.1647
STANDARD DEVIATION	.4059
SKEW	4.5326
EXCESS KURTOSIS	18.5444
COEFFICIENT OF VARIANCE, %	19.4647
STANDARD ERROR OF THE MEAN	.0419
LOWER 95% LIMIT ON THE MEAN	2.0020
UPPER 95% LIMIT ON THE MEAN	2.1682
LOWER 95% LIMIT ON THE RANGE	1.2791
UPPER 95% LIMIT ON THE RANGE	2.8911
GEOMETRIC MEAN	2.0599
LOG10 MEAN	.3138
LOG10 VARIANCE	.0037
LOG10 STANDARD DEVIATION	.0611
STANDARD ERROR ON THE MEAN	.0063
LOWER 95% LIMIT ON THE MEAN	2.0014
UPPER 95% LIMIT ON THE MEAN	2.1201
LOWER 95% LIMIT ON THE RANGE	1.5578
UPPER 95% LIMIT ON THE RANGE	2.7237
MINIMUM VALUE	2.0000
25TH PERCENTILE OR 1ST QUARTILE	2.0000
50TH PERCENTILE OR MEDIAN	2.0000
75TH PERCENTILE OR 3RD QUARTILE	2.0000
80TH PERCENTILE	2.0000
90TH PERCENTILE	2.0000
95TH PERCENTILE	2.0000
98TH PERCENTILE	4.0000
99TH PERCENTILE	4.0000
MAXIMUM VALUE	4.0000

REGIONAL STREAM SEDIMENT AND WATER GEOCHEMICAL RECONNAISSANCE DATA, YUKON TERRITORY 1977. GSC-OF 520, NGR 31-1977, NTS 116B,C,F,G

VARIABLE NAME	UNIT OF MEASUREMENT	DATA SUBSET
W SMSM	PPM	BEXV

HISTOGRAM

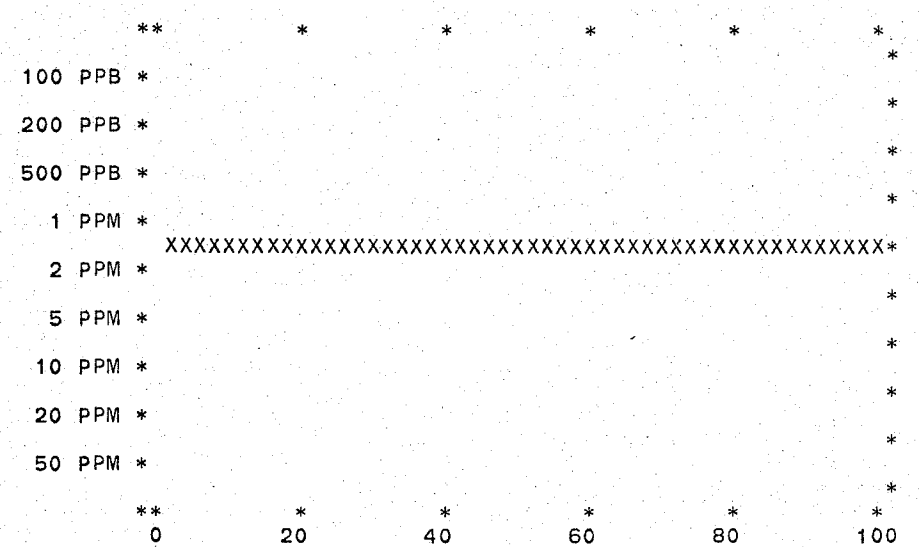

	N	%	CUM %
XXXXXXXXXXXXXXXXXXXXXXXXXXXXXXXXXXXXXXXXXXXXXXXXXXXXXXXXXXX	11	100.00	100.00

SUMMARY STATISTICS

TOTAL NUMBER OF SAMPLES	11
NUMBER OF ZERO VALUE SAMPLES	0
NUMBER OF NON-ZERO SAMPLES	11
ARITHMETIC MEAN	2.0000
VARIANCE	.0000
STANDARD DEVIATION	.0000
SKEW	0.0000
EXCESS KURTOSIS	**********
COEFFICIENT OF VARIANCE, %	.0000
STANDARD ERROR OF THE MEAN	.0000
LOWER 95% LIMIT ON THE MEAN	2.0000
UPPER 95% LIMIT ON THE MEAN	2.0000
LOWER 95% LIMIT ON THE RANGE	2.0000
UPPER 95% LIMIT ON THE RANGE	2.0000
GEOMETRIC MEAN	2.0000
LOG10 MEAN	.3010
LOG10 VARIANCE	.0000
LOG10 STANDARD DEVIATION	.0010
STANDARD ERROR ON THE MEAN	.0003
LOWER 95% LIMIT ON THE MEAN	1.9969
UPPER 95% LIMIT ON THE MEAN	2.0031
LOWER 95% LIMIT ON THE RANGE	1.9899
UPPER 95% LIMIT ON THE RANGE	2.0102
MINIMUM VALUE	2.0000
25TH PERCENTILE OR 1ST QUARTILE	2.0000
50TH PERCENTILE OR MEDIAN	2.0000
75TH PERCENTILE OR 3RD QUARTILE	2.0000
80TH PERCENTILE	2.0000
90TH PERCENTILE	2.0000
95TH PERCENTILE	2.0000
98TH PERCENTILE	2.0000
99TH PERCENTILE	2.0000
MAXIMUM VALUE	2.0000

REGIONAL STREAM SEDIMENT AND WATER GEOCHEMICAL RECONNAISSANCE DATA, YUKON TERRITORY 1977. GSC-OF 520, NGR 31-1977, NTS 116B,C,F,G

VARIABLE NAME	UNIT OF MEASUREMENT	DATA SUBSET
W SMSM	PPM	SCST

HISTOGRAM

	N	%	CUM %
XXXXXXXXXXXXXXXXXXXXXXXXXXXXXXXXXXXXXXXXXXXXXXXXXX	58	100.00	100.00

SUMMARY STATISTICS

TOTAL NUMBER OF SAMPLES	58
NUMBER OF ZERO VALUE SAMPLES	0
NUMBER OF NON-ZERO SAMPLES	58
ARITHMETIC MEAN	2.0000
VARIANCE	.0000
STANDARD DEVIATION	.0000
SKEW	0.0000
EXCESS KURTOSIS	-3.0000
COEFFICIENT OF VARIANCE, %	.0000
STANDARD ERROR OF THE MEAN	.0000
LOWER 95% LIMIT ON THE MEAN	2.0000
UPPER 95% LIMIT ON THE MEAN	2.0000
LOWER 95% LIMIT ON THE RANGE	2.0000
UPPER 95% LIMIT ON THE RANGE	2.0000
GEOMETRIC MEAN	2.0000
LOG10 MEAN	.3010
LOG10 VARIANCE	.0000
LOG10 STANDARD DEVIATION	.0000
STANDARD ERROR ON THE MEAN	.0000
LOWER 95% LIMIT ON THE MEAN	2.0000
UPPER 95% LIMIT ON THE MEAN	2.0000
LOWER 95% LIMIT ON THE RANGE	2.0000
UPPER 95% LIMIT ON THE RANGE	2.0000
MINIMUM VALUE	2.0000
25TH PERCENTILE OR 1ST QUARTILE	2.0000
50TH PERCENTILE OR MEDIAN	2.0000
75TH PERCENTILE OR 3RD QUARTILE	2.0000
80TH PERCENTILE	2.0000
90TH PERCENTILE	2.0000
95TH PERCENTILE	2.0000
98TH PERCENTILE	2.0000
99TH PERCENTILE	2.0000
MAXIMUM VALUE	2.0000

VARIABLE NAME	UNIT OF MEASUREMENT	DATA SUBSET
W SMSM	PPM	GRNS

HISTOGRAM

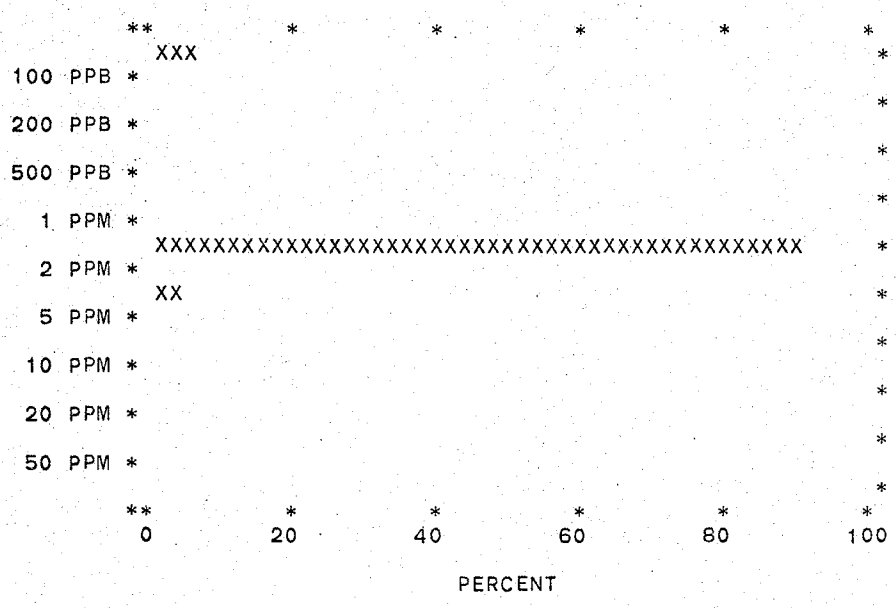

	N	%	CUM %
XXX	2	6.45	6.45
XXXXXXXXXXXXXXXXXXXXXXXXXXXXXXXXXXXXXXXXXXXXXXXXXX	28	90.32	96.77
XX	1	3.23	100.00

SUMMARY STATISTICS

TOTAL NUMBER OF SAMPLES	31
NUMBER OF ZERO VALUE SAMPLES	2
NUMBER OF NON-ZERO SAMPLES	29
ARITHMETIC MEAN	2.0690
VARIANCE	.1379
STANDARD DEVIATION	.3714
SKEW	5.1025
EXCESS KURTOSIS	24.0357
COEFFICIENT OF VARIANCE, %	17.9505
STANDARD ERROR OF THE MEAN	.0690
LOWER 95% LIMIT ON THE MEAN	1.9279
UPPER 95% LIMIT ON THE MEAN	2.2100
LOWER 95% LIMIT ON THE RANGE	1.3095
UPPER 95% LIMIT ON THE RANGE	2.8285
GEOMETRIC MEAN	2.0484
LOG10 MEAN	.3114
LOG10 VARIANCE	.0031
LOG10 STANDARD DEVIATION	.0559
STANDARD ERROR ON THE MEAN	.0104
LOWER 95% LIMIT ON THE MEAN	1.9507
UPPER 95% LIMIT ON THE MEAN	2.1510
LOWER 95% LIMIT ON THE RANGE	1.5743
UPPER 95% LIMIT ON THE RANGE	2.6652
MINIMUM VALUE	2.0000
25TH PERCENTILE OR 1ST QUARTILE	2.0000
50TH PERCENTILE OR MEDIAN	2.0000
75TH PERCENTILE OR 3RD QUARTILE	2.0000
80TH PERCENTILE	2.0000
90TH PERCENTILE	2.0000
95TH PERCENTILE	4.0000
98TH PERCENTILE	4.0000
99TH PERCENTILE	4.0000
MAXIMUM VALUE	4.0000

REGIONAL STREAM SEDIMENT AND WATER GEOCHEMICAL RECONNAISSANCE DATA, YUKON TERRITORY 1977. GSC-OF 520, NGR 31-1977, NTS 116B,C,F,G

VARIABLE NAME	UNIT OF MEASUREMENT	DATA SUBSET
W SMSM	PPM	BGNS

HISTOGRAM



	N	%	CUM %
XXXXXXXXXXXXXXXXXXXXXXXXXXXXXXXXXXXXXXXXXX	5	83.33	83.33
XXXXXXXX	1	16.67	100.00

SUMMARY STATISTICS

TOTAL NUMBER OF SAMPLES	6
NUMBER OF ZERO VALUE SAMPLES	0
NUMBER OF NON-ZERO SAMPLES	6
ARITHMETIC MEAN	2.3333
VARIANCE	.6667
STANDARD DEVIATION	.8165
SKEW	1.7889
EXCESS KURTOSIS	1.2000
COEFFICIENT OF VARIANCE, %	34.9927
STANDARD ERROR OF THE MEAN	.3333
LOWER 95% LIMIT ON THE MEAN	1.5177
UPPER 95% LIMIT ON THE MEAN	3.1490
LOWER 95% LIMIT ON THE RANGE	.3354
UPPER 95% LIMIT ON THE RANGE	4.3313
GEOMETRIC MEAN	2.2449
LOG10 MEAN	.3512
LOG10 VARIANCE	.0151
LOG10 STANDARD DEVIATION	.1229
STANDARD ERROR ON THE MEAN	.0502
LOWER 95% LIMIT ON THE MEAN	1.6921
UPPER 95% LIMIT ON THE MEAN	2.9783
LOWER 95% LIMIT ON THE RANGE	1.1233
UPPER 95% LIMIT ON THE RANGE	4.4867
MINIMUM VALUE	2.0000
25TH PERCENTILE OR 1ST QUARTILE	2.0000
50TH PERCENTILE OR MEDIAN	2.0000
75TH PERCENTILE OR 3RD QUARTILE	2.0000
80TH PERCENTILE	4.0000
90TH PERCENTILE	4.0000
95TH PERCENTILE	4.0000
98TH PERCENTILE	4.0000
99TH PERCENTILE	4.0000
MAXIMUM VALUE	4.0000

REGIONAL STREAM SEDIMENT AND WATER GEOCHEMICAL RECONNAISSANCE DATA, YUKON TERRITORY 1977. GSC-OF 520, NGR 31-1977, NTS 116B,C,F,G

VARIABLE NAME	UNIT OF MEASUREMENT	DATA SUBSET
W SMSM	PPM	GRDR

HISTOGRAM



	N	%	CUM %
XXXX

VARIABLE NAME	UNIT OF MEASUREMENT	DATA SUBSET
W SMSM	PPM	UMFC



NUMBER OF NON-ZERO SAMPLES IS LT 3 - NO HISTOGRAM

SUMMARY STATISTICS

TOTAL NUMBER OF SAMPLES	1
NUMBER OF ZERO VALUE SAMPLES	0
NUMBER OF NON-ZERO SAMPLES	1
ARITHMETIC MEAN	2.0000
VARIANCE	.0000
STANDARD DEVIATION	.0000
SKEW	.0000
EXCESS KURTOSIS	.0000
COEFFICIENT OF VARIANCE, %	.0000
STANDARD ERROR OF THE MEAN	.0000
LOWER 95% LIMIT ON THE MEAN	2.0000
UPPER 95% LIMIT ON THE MEAN	2.0000
LOWER 95% LIMIT ON THE RANGE	2.0000
UPPER 95% LIMIT ON THE RANGE	2.0000
GEOMETRIC MEAN	2.0000
LOG10 MEAN	.3010
LOG10 VARIANCE	.0000
LOG10 STANDARD DEVIATION	.0000
STANDARD ERROR ON THE MEAN	.0000
LOWER 95% LIMIT ON THE MEAN	2.0000
UPPER 95% LIMIT ON THE MEAN	2.0000
LOWER 95% LIMIT ON THE RANGE	2.0000
UPPER 95% LIMIT ON THE RANGE	2.0000
MINIMUM VALUE	2.0000
25TH PERCENTILE OR 1ST QUARTILE	2.0000
50TH PERCENTILE OR MEDIAN	2.0000
75TH PERCENTILE OR 3RD QUARTILE	2.0000
80TH PERCENTILE	2.0000
90TH PERCENTILE	2.0000
95TH PERCENTILE	2.0000
98TH PERCENTILE	2.0000
99TH PERCENTILE	2.0000
MAXIMUM VALUE	2.0000

VARIABLE NAME	UNIT OF MEASUREMENT	DATA SUBSET
W SMSM	PPM	UKNN

HISTOGRAM

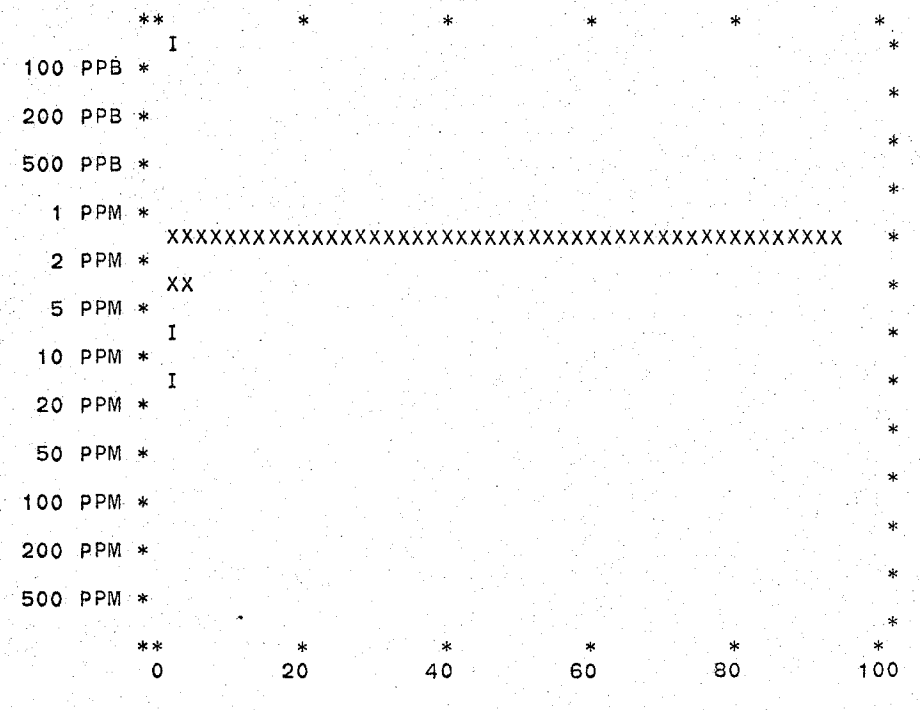

	N	%	CUM %
I	6	.99	.99
XXXXXXXXXXXXXXXXXXXXXXXXXXXXXXXXXXXXXXXXXXXXXXXXXX	567	93.10	94.09
XX	30	4.93	99.01
I	4	.66	99.67
I	2	.33	100.00

SUMMARY STATISTICS

TOTAL NUMBER OF SAMPLES	609
NUMBER OF ZERO VALUE SAMPLES	6
NUMBER OF NON-ZERO SAMPLES	603
ARITHMETIC MEAN	2.1774
VARIANCE	1.0930
STANDARD DEVIATION	1.0455
SKEW	11.8878
EXCESS KURTOSIS	176.8162
COEFFICIENT OF VARIANCE, %	48.0144
STANDARD ERROR OF THE MEAN	.0426
LOWER 95% LIMIT ON THE MEAN	2.0938
UPPER 95% LIMIT ON THE MEAN	2.2611
LOWER 95% LIMIT ON THE RANGE	.1241
UPPER 95% LIMIT ON THE RANGE	4.2308
GEOMETRIC MEAN	2.1003
LOG10 MEAN	.3223
LOG10 VARIANCE	.0085
LOG10 STANDARD DEVIATION	.0922
STANDARD ERROR ON THE MEAN	.0038
LOWER 95% LIMIT ON THE MEAN	2.0649
UPPER 95% LIMIT ON THE MEAN	2.1363
LOWER 95% LIMIT ON THE RANGE	1.3839
UPPER 95% LIMIT ON THE RANGE	3.1875
MINIMUM VALUE	2.0000
25TH PERCENTILE OR 1ST QUARTILE	2.0000
50TH PERCENTILE OR MEDIAN	2.0000
75TH PERCENTILE OR 3RD QUARTILE	2.0000
80TH PERCENTILE	2.0000
90TH PERCENTILE	2.0000
95TH PERCENTILE	4.0000
98TH PERCENTILE	4.0000
99TH PERCENTILE	6.0000
MAXIMUM VALUE	20.0000

SUMMARY STATISTICS

SUBSET	VARIABLE		UNITS	N	ARITH MEAN	STD DEV	CV %	SKEW	EXCESS KURT	95% LIMITS ON MEAN		GEOM MEAN	LOG 10 MEAN	STD DEV	95% LIMITS ON MEAN	
QRTZ	W	SMSM	PPM	334	2.45	2.58	105.4	7.27	56.70	2.17	2.73	2.16	.3341	.1541	2.08	2.24
SLSN	W	SMSM	PPM	11	2.18	.603	27.6	2.85	6.10	1.78	2.58	2.13	.3284	.0908	1.85	2.45
SNDS	W	SMSM	PPM	122	2.59	4.40	169.8	10.41	109.44	1.80	3.38	2.18	.3386	.1576	2.04	2.33
ARGL	W	SMSM	PPM	119	2.13	.576	27.1	4.82	23.67	2.02	2.23	2.08	.3185	.0777	2.02	2.15
SHLE	W	SMSM	PPM	112	2.18	.633	29.0	3.70	14.10	2.06	2.30	2.12	.3268	.0890	2.04	2.21
DORT	W	SMSM	PPM	8	2.75	2.12	77.1	2.27	3.14	1.02	4.48	2.38	.3763	.2129	1.59	3.55
BSLT	W	SMSM	PPM	25	2.24	.879	39.3	3.65	12.21	1.88	2.60	2.15	.3322	.1107	1.93	2.39
LMSN	W	SMSM	PPM	83	2.07	.488	23.6	7.13	51.59	1.97	2.18	2.04	.3104	.0616	1.98	2.11
DLMT	W	SMSM	PPM	80	2.00	.152E-06	.0	*******	-3.00	2.00	2.00	2.00	.3010	.0010	2.00	2.00
SYNT	W	SMSM	PPM	7	4.57	3.21	70.2	.29	-1.92	1.70	7.44	3.62	.5591	.3218	1.87	7.03
GLCM	W	SMSM	PPM	94	2.09	.406	19.5	4.53	18.54	2.00	2.17	2.06	.3138	.0611	2.00	2.12
BEXV	W	SMSM	PPM	11	2.00	.151E-06	.0	0.00	*******	2.00	2.00	2.00	.3010	.0010	2.00	2.00
SCST	W	SMSM	PPM	58	2.00	.179E-06	.0	0.00	-3.00	2.00	2.00	2.00	.3010	.0000	2.00	2.00
GRNS	W	SMSM	PPM	29	2.07	.371	18.0	5.10	24.04	1.93	2.21	2.05	.3114	.0559	1.95	2.15
BGNS	W	SMSM	PPM	6	2.33	.816	35.0	1.79	1.20	1.52	3.15	2.24	.3512	.1229	1.69	2.98
GRDR	W	SMSM	PPM	3	2.00	.169E-06	.0	0.00	*******	2.00	2.00	2.00	.3010	.0010	1.99	2.01
UMFC	W	SMSM	PPM	1	2.00	.100E-05	.0	.00	.00	2.00	2.00	2.00	.3010	.0000	2.00	2.00
UKNN	W	SMSM	PPM	603	2.18	1.05	48.0	11.89	176.82	2.09	2.26	2.10	.3223	.0922	2.06	2.14

SUBSET	VARIABLE		UNITS	N	MIN VALUE	PERCENTILE 25TH	50TH	75TH	80TH	90TH	95TH	98TH	99TH	MAX VALUE
QRTZ	W	SMSM	PPM	334	2.000	2.000	2.000	2.000	2.000	2.000	4.000	8.000	22.000	28.000
SLSN	W	SMSM	PPM	11	2.000	2.000	2.000	2.000	2.000	4.000	4.000	4.000	4.000	4.000
SNDS	W	SMSM	PPM	122	2.000	2.000	2.000	2.000	2.000	2.000	4.000	8.000	50.000	50.000
ARGL	W	SMSM	PPM	119	2.000	2.000	2.000	2.000	2.000	2.000	4.000	5.000	6.000	6.000
SHLE	W	SMSM	PPM	112	2.000	2.000	2.000	2.000	2.000	2.000	4.000	4.000	6.000	6.000
DORT	W	SMSM	PPM	8	2.000	2.000	2.000	2.000	2.000	8.000	8.000	8.000	8.000	8.000
BSLT	W	SMSM	PPM	25	2.000	2.000	2.000	2.000	2.000	2.000	6.000	6.000	6.000	6.000
LMSN	W	SMSM	PPM	83	2.000	2.000	2.000	2.000	2.000	2.000	2.000	4.000	6.000	6.000
DLMT	W	SMSM	PPM	80	2.000	2.000	2.000	2.000	2.000	2.000	2.000	2.000	2.000	2.000
SYNT	W	SMSM	PPM	7	2.000	2.000	2.000	8.000	8.000	8.000	8.000	8.000	8.000	8.000
GLCM	W	SMSM	PPM	94	2.000	2.000	2.000	2.000	2.000	2.000	2.000	4.000	4.000	4.000
BEXV	W	SMSM	PPM	11	2.000	2.000	2.000	2.000	2.000	2.000	2.000	2.000	2.000	2.000
SCST	W	SMSM	PPM	58	2.000	2.000	2.000	2.000	2.000	2.000	2.000	2.000	2.000	2.000
GRNS	W	SMSM	PPM	29	2.000	2.000	2.000	2.000	2.000	2.000	4.000	4.000	4.000	4.000
BGNS	W	SMSM	PPM	6	2.000	2.000	2.000	2.000	4.000	4.000	4.000	4.000	4.000	4.000
GRDR	W	SMSM	PPM	3	2.000	2.000	2.000	2.000	2.000	2.000	2.000	2.000	2.000	2.000
UMFC	W	SMSM	PPM	1	2.000	2.000	2.000	2.000	2.000	2.000	2.000	2.000	2.000	2.000
UKNN	W	SMSM	PPM	603	2.000	2.000	2.000	2.000	2.000	2.000	4.000	4.000	6.000	20.000

VARIABLE NAME	UNIT OF MEASUREMENT	DATA SUBSET
HG SMSM	PPB	QRTZ

HISTOGRAM

		N	%	CUM %
100 PPT	XXXXXXXXXXXXXXXXXX	122	35.16	35.16
200 PPT				
500 PPT				
1 PPB				
2 PPB				
5 PPB	I	1	.29	35.45
10 PPB	XX	12	3.46	38.90
20 PPB	XXXXXXXXXXXXXXXXX	115	33.14	72.05
50 PPB	XXXXXXXX	56	16.14	88.18
100 PPB	XXXXX	32	9.22	97.41
200 PPB	X	7	2.02	99.42
500 PPB	I	2	.58	100.00
1 PPM				
2 PPM				
5 PPM				

0 20 40 60 80 100

PERCENT

SUMMARY STATISTICS

TOTAL NUMBER OF SAMPLES	347
NUMBER OF ZERO VALUE SAMPLES	122
NUMBER OF NON-ZERO SAMPLES	225
ARITHMETIC MEAN	74.2222
VARIANCE	5526.2897
STANDARD DEVIATION	74.3390
SKEW	4.3421
EXCESS KURTOSIS	26.4753
COEFFICIENT OF VARIANCE, %	100.1574
STANDARD ERROR OF THE MEAN	4.9559
LOWER 95% LIMIT ON THE MEAN	64.4541
UPPER 95% LIMIT ON THE MEAN	83.9904
LOWER 95% LIMIT ON THE RANGE	-72.3000
UPPER 95% LIMIT ON THE RANGE	220.7444
GEOMETRIC MEAN	57.3267
LOG10 MEAN	1.7584
LOG10 VARIANCE	.0814
LOG10 STANDARD DEVIATION	.2853
STANDARD ERROR ON THE MEAN	.0190
LOWER 95% LIMIT ON THE MEAN	52.5854
UPPER 95% LIMIT ON THE MEAN	62.4954
LOWER 95% LIMIT ON THE RANGE	15.7031
UPPER 95% LIMIT ON THE RANGE	209.2806
MINIMUM VALUE	10.0000
25TH PERCENTILE OR 1ST QUARTILE	40.0000
50TH PERCENTILE OR MEDIAN	50.0000
75TH PERCENTILE OR 3RD QUARTILE	90.0000
80TH PERCENTILE	100.0000
90TH PERCENTILE	150.0000
95TH PERCENTILE	180.0000
98TH PERCENTILE	290.0000
99TH PERCENTILE	570.0000
MAXIMUM VALUE	670.0000

VARIABLE NAME	UNIT OF MEASUREMENT	DATA SUBSET
HG SMSM	PPB	SNDS

HISTOGRAM

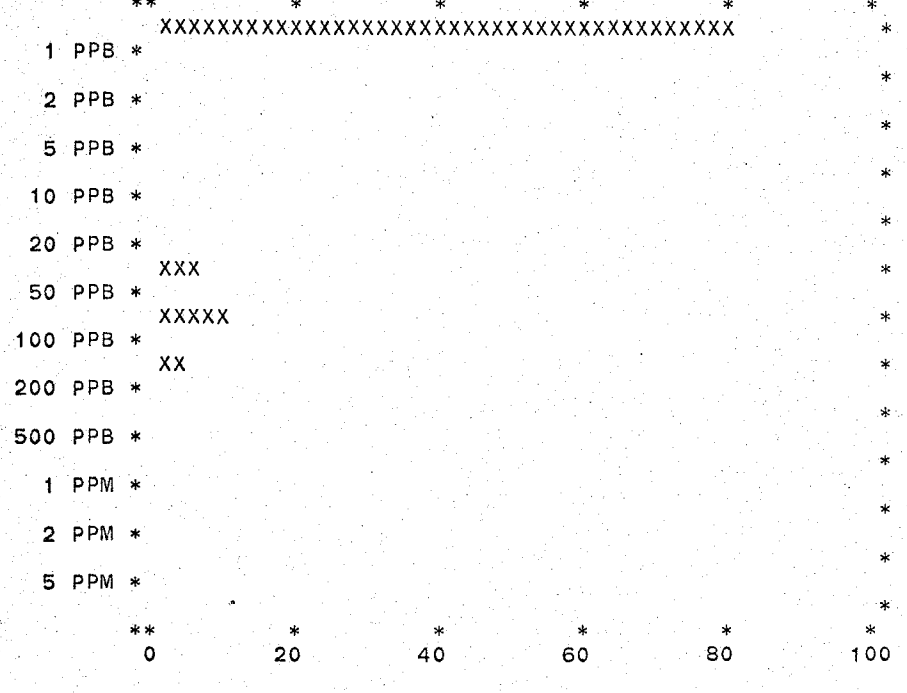

	N	%	CUM %
1 PPB	101	80.16	80.16
2 PPB			
5 PPB			
10 PPB			
20 PPB	7	5.56	85.71
50 PPB			
100 PPB	12	9.52	95.24
200 PPB	6	4.76	100.00
500 PPB			
1 PPM			
2 PPM			
5 PPM			

SUMMARY STATISTICS

TOTAL NUMBER OF SAMPLES	126
NUMBER OF ZERO VALUE SAMPLES	101
NUMBER OF NON-ZERO SAMPLES	25
ARITHMETIC MEAN	81.6000
VARIANCE	1297.3333
STANDARD DEVIATION	36.0185
SKEW	.7740
EXCESS KURTOSIS	.3813
COEFFICIENT OF VARIANCE, %	44.1403
STANDARD ERROR OF THE MEAN	7.2037
LOWER 95% LIMIT ON THE MEAN	66.7604
UPPER 95% LIMIT ON THE MEAN	96.4396
LOWER 95% LIMIT ON THE RANGE	7.4019
UPPER 95% LIMIT ON THE RANGE	155.7981
GEOMETRIC MEAN	74.2603
LOG10 MEAN	1.8708
LOG10 VARIANCE	.0382
LOG10 STANDARD DEVIATION	.1954
STANDARD ERROR ON THE MEAN	.0391
LOWER 95% LIMIT ON THE MEAN	61.6942
UPPER 95% LIMIT ON THE MEAN	89.3859
LOWER 95% LIMIT ON THE RANGE	29.3897
UPPER 95% LIMIT ON THE RANGE	187.6370
MINIMUM VALUE	30.0000
25TH PERCENTILE OR 1ST QUARTILE	50.0000
50TH PERCENTILE OR MEDIAN	80.0000
75TH PERCENTILE OR 3RD QUARTILE	110.0000
80TH PERCENTILE	110.0000
90TH PERCENTILE	120.0000
95TH PERCENTILE	180.0000
98TH PERCENTILE	180.0000
99TH PERCENTILE	180.0000
MAXIMUM VALUE	180.0000

REGIONAL STREAM SEDIMENT AND WATER GEOCHEMICAL RECONNAISSANCE DATA, YUKON TERRITORY 1977. GSC-OF 520, NGR 31-1977, NTS 116B,C,F,G

VARIABLE NAME	UNIT OF MEASUREMENT	DATA SUBSET
HG SMSM	PPB	ARGL

HISTOGRAM

		N	%	CUM %
1 PPB	XXXXXXXXXXXXXXXXX	42	34.71	34.71
2 PPB				
5 PPB				
10 PPB	X	3	2.48	37.19
20 PPB	XXXXXXX	18	14.88	52.07
50 PPB	XXXXXXXXXXXX	28	23.14	75.21
100 PPB	XXXXXXX	17	14.05	89.26
200 PPB	XXXXX	13	10.74	100.00
500 PPB				
1 PPM				
2 PPM				
5 PPM				

0 20 40 60 80 100

PERCENT

SUMMARY STATISTICS

TOTAL NUMBER OF SAMPLES	121
NUMBER OF ZERO VALUE SAMPLES	42
NUMBER OF NON-ZERO SAMPLES	79
ARITHMETIC MEAN	114.5570
VARIANCE	7132.8140
STANDARD DEVIATION	84.4560
SKEW	1.2278
EXCESS KURTOSIS	1.2952
COEFFICIENT OF VARIANCE, %	73.7240
STANDARD ERROR OF THE MEAN	9.5020
LOWER 95% LIMIT ON THE MEAN	95.6411
UPPER 95% LIMIT ON THE MEAN	133.4729
LOWER 95% LIMIT ON THE RANGE	-53.5713
UPPER 95% LIMIT ON THE RANGE	282.6852
GEOMETRIC MEAN	88.0229
LOG10 MEAN	1.9446
LOG10 VARIANCE	.1050
LOG10 STANDARD DEVIATION	.3241
STANDARD ERROR ON THE MEAN	.0365
LOWER 95% LIMIT ON THE MEAN	74.4751
UPPER 95% LIMIT ON THE MEAN	104.0351
LOWER 95% LIMIT ON THE RANGE	19.9275
UPPER 95% LIMIT ON THE RANGE	388.8106
MINIMUM VALUE	20.0000
25TH PERCENTILE OR 1ST QUARTILE	50.0000
50TH PERCENTILE OR MEDIAN	90.0000
75TH PERCENTILE OR 3RD QUARTILE	170.0000
80TH PERCENTILE	180.0000
90TH PERCENTILE	240.0000
95TH PERCENTILE	300.0000
98TH PERCENTILE	300.0000
99TH PERCENTILE	430.0000
MAXIMUM VALUE	430.0000

VARIABLE NAME: HG SMSM
UNIT OF MEASUREMENT: PPB
DATA SUBSET: SHLE

HISTOGRAM

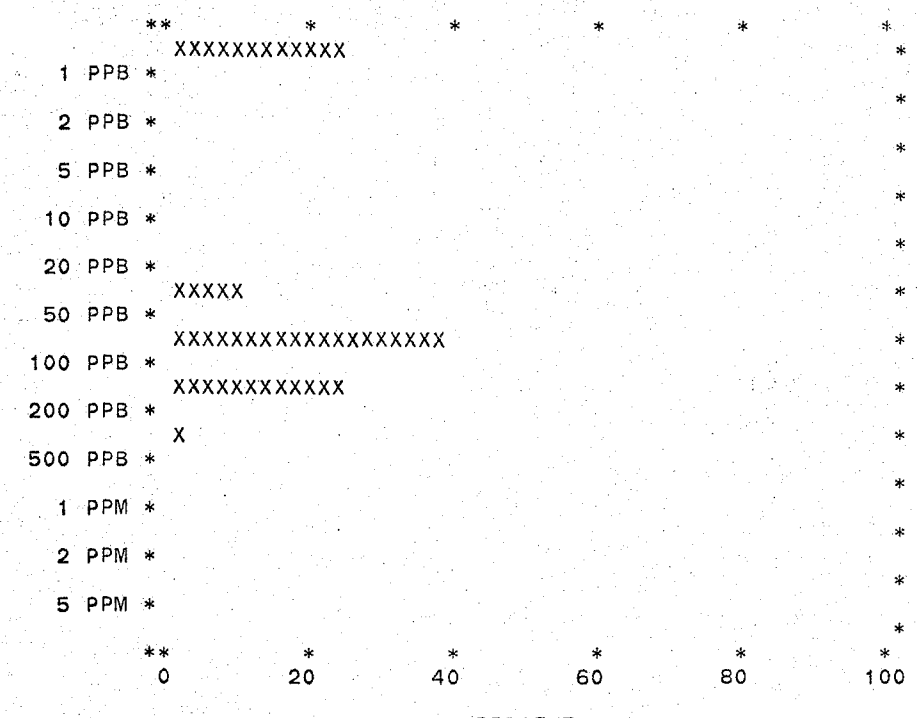

	N	%	CUM %
XXXXXXXXXXXX	27	23.89	23.89
XXXXX	12	10.62	34.51
XXXXXXXXXXXXXXXXXX	44	38.94	73.45
XXXXXXXXXXXX	27	23.89	97.35
X	3	2.65	100.00

SUMMARY STATISTICS

TOTAL NUMBER OF SAMPLES	113
NUMBER OF ZERO VALUE SAMPLES	27
NUMBER OF NON-ZERO SAMPLES	86
ARITHMETIC MEAN	103.7209
VARIANCE	2402.4624
STANDARD DEVIATION	49.0149
SKEW	1.3673
EXCESS KURTOSIS	2.1433
COEFFICIENT OF VARIANCE, %	47.2565
STANDARD ERROR OF THE MEAN	5.2854
LOWER 95% LIMIT ON THE MEAN	93.2110
UPPER 95% LIMIT ON THE MEAN	114.2309
LOWER 95% LIMIT ON THE RANGE	6.2557
UPPER 95% LIMIT ON THE RANGE	201.1861
GEOMETRIC MEAN	93.9754
LOG10 MEAN	1.9730
LOG10 VARIANCE	.0372
LOG10 STANDARD DEVIATION	.1928
STANDARD ERROR ON THE MEAN	.0208
LOWER 95% LIMIT ON THE MEAN	85.4412
UPPER 95% LIMIT ON THE MEAN	103.3620
LOWER 95% LIMIT ON THE RANGE	38.8669
UPPER 95% LIMIT ON THE RANGE	227.2209

MINIMUM VALUE	30.0000
25TH PERCENTILE OR 1ST QUARTILE	70.0000
50TH PERCENTILE OR MEDIAN	90.0000
75TH PERCENTILE OR 3RD QUARTILE	130.0000
80TH PERCENTILE	140.0000
90TH PERCENTILE	180.0000
95TH PERCENTILE	200.0000
98TH PERCENTILE	270.0000
99TH PERCENTILE	280.0000
MAXIMUM VALUE	280.0000

VARIABLE NAME	UNIT OF MEASUREMENT	DATA SUBSET
HG SMSM	PPB	DORT



NUMBER OF NON-ZERO SAMPLES IS LT 3 - NO HISTOGRAM

SUMMARY STATISTICS

TOTAL NUMBER OF SAMPLES	8
NUMBER OF ZERO VALUE SAMPLES	6
NUMBER OF NON-ZERO SAMPLES	2
ARITHMETIC MEAN	95.0000
VARIANCE	1250.0000
STANDARD DEVIATION	35.3553
SKEW	0.0000
EXCESS KURTOSIS	-2.0000
COEFFICIENT OF VARIANCE, %	37.2161
STANDARD ERROR OF THE MEAN	25.0000
LOWER 95% LIMIT ON THE MEAN	-12.5750
UPPER 95% LIMIT ON THE MEAN	202.5750
LOWER 95% LIMIT ON THE RANGE	-57.1340
UPPER 95% LIMIT ON THE RANGE	247.1340
GEOMETRIC MEAN	91.6515
LOG10 MEAN	1.9621
LOG10 VARIANCE	.0274
LOG10 STANDARD DEVIATION	.1655
STANDARD ERROR ON THE MEAN	.1170
LOWER 95% LIMIT ON THE MEAN	28.7415
UPPER 95% LIMIT ON THE MEAN	292.2602
LOWER 95% LIMIT ON THE RANGE	17.7787
UPPER 95% LIMIT ON THE RANGE	472.4763
MINIMUM VALUE	70.0000
25TH PERCENTILE OR 1ST QUARTILE	70.0000
50TH PERCENTILE OR MEDIAN	120.0000
75TH PERCENTILE OR 3RD QUARTILE	120.0000
80TH PERCENTILE	120.0000
90TH PERCENTILE	120.0000
95TH PERCENTILE	120.0000
98TH PERCENTILE	120.0000
99TH PERCENTILE	120.0000
MAXIMUM VALUE	120.0000

VARIABLE NAME: HG SMSM
UNIT OF MEASUREMENT: PPB
DATA SUBSET: BSLT

HISTOGRAM



	N	%	CUM %
1 PPB	19	73.08	73.08
2 PPB			
5 PPB			
10 PPB			
20 PPB	1	3.85	76.92
50 PPB	4	15.38	92.31
100 PPB	2	7.69	100.00
200 PPB			
500 PPB			

SUMMARY STATISTICS

TOTAL NUMBER OF SAMPLES	26
NUMBER OF ZERO VALUE SAMPLES	19
NUMBER OF NON-ZERO SAMPLES	7
ARITHMETIC MEAN	42.8571
VARIANCE	423.8095
STANDARD DEVIATION	20.5866
SKEW	.8262
EXCESS KURTOSIS	-.4913
COEFFICIENT OF VARIANCE, %	48.0355
STANDARD ERROR OF THE MEAN	7.7810
LOWER 95% LIMIT ON THE MEAN	24.4550
UPPER 95% LIMIT ON THE MEAN	61.2592
LOWER 95% LIMIT ON THE RANGE	-5.8302
UPPER 95% LIMIT ON THE RANGE	91.5445
GEOMETRIC MEAN	39.0408
LOG10 MEAN	1.5915
LOG10 VARIANCE	.0404
LOG10 STANDARD DEVIATION	.2011
STANDARD ERROR ON THE MEAN	.0760
LOWER 95% LIMIT ON THE MEAN	25.8074
UPPER 95% LIMIT ON THE MEAN	59.0602
LOWER 95% LIMIT ON THE RANGE	13.0580
UPPER 95% LIMIT ON THE RANGE	116.7241
MINIMUM VALUE	20.0000
25TH PERCENTILE OR 1ST QUARTILE	30.0000
50TH PERCENTILE OR MEDIAN	40.0000
75TH PERCENTILE OR 3RD QUARTILE	60.0000
80TH PERCENTILE	80.0000
90TH PERCENTILE	80.0000
95TH PERCENTILE	80.0000
98TH PERCENTILE	80.0000
99TH PERCENTILE	80.0000
MAXIMUM VALUE	80.0000

VARIABLE NAME	UNIT OF MEASUREMENT	DATA SUBSET
HG SMSM	PPB	LMSN

HISTOGRAM

		N	%	CUM %
	** * * * * *			
	XXXXX *	9	10.84	10.84
1 PPB	*			
	*			
2 PPB	*			
	*			
5 PPB	*			
	*			
10 PPB	*			
	X *	2	2.41	13.25
20 PPB	*			
	XXXXXXXXXXXX *	22	26.51	39.76
50 PPB	*			
	XXXXXXXXXXXXXXXXXXXXXX *	38	45.78	85.54
100 PPB	*			
	XXXXXXX *	12	14.46	100.00
200 PPB	*			
	*			
500 PPB	*			
	*			
1 PPM	*			
	*			
2 PPM	*			
	*			
5 PPM	*			
	*			
	** * * * * *			
	0 20 40 60 80 100			

PERCENT

SUMMARY STATISTICS

TOTAL NUMBER OF SAMPLES	83
NUMBER OF ZERO VALUE SAMPLES	9
NUMBER OF NON-ZERO SAMPLES	74
ARITHMETIC MEAN	75.0000
VARIANCE	1411.6438
STANDARD DEVIATION	37.5718
SKEW	1.3231
EXCESS KURTOSIS	1.8594
COEFFICIENT OF VARIANCE, %	50.0958
STANDARD ERROR OF THE MEAN	4.3676
LOWER 95% LIMIT ON THE MEAN	66.2973
UPPER 95% LIMIT ON THE MEAN	83.7027
LOWER 95% LIMIT ON THE RANGE	.1368
UPPER 95% LIMIT ON THE RANGE	149.8632
GEOMETRIC MEAN	67.0181
LOG10 MEAN	1.8262
LOG10 VARIANCE	.0431
LOG10 STANDARD DEVIATION	.2076
STANDARD ERROR ON THE MEAN	.0241
LOWER 95% LIMIT ON THE MEAN	59.9927
UPPER 95% LIMIT ON THE MEAN	74.8662
LOWER 95% LIMIT ON THE RANGE	25.8508
UPPER 95% LIMIT ON THE RANGE	173.7443
MINIMUM VALUE	20.0000
25TH PERCENTILE OR 1ST QUARTILE	50.0000
50TH PERCENTILE OR MEDIAN	70.0000
75TH PERCENTILE OR 3RD QUARTILE	90.0000
80TH PERCENTILE	100.0000
90TH PERCENTILE	130.0000
95TH PERCENTILE	150.0000
98TH PERCENTILE	200.0000
99TH PERCENTILE	200.0000
MAXIMUM VALUE	200.0000

VARIABLE NAME	UNIT OF MEASUREMENT	DATA SUBSET
HG SMSM	PPB	DLMT

HISTOGRAM

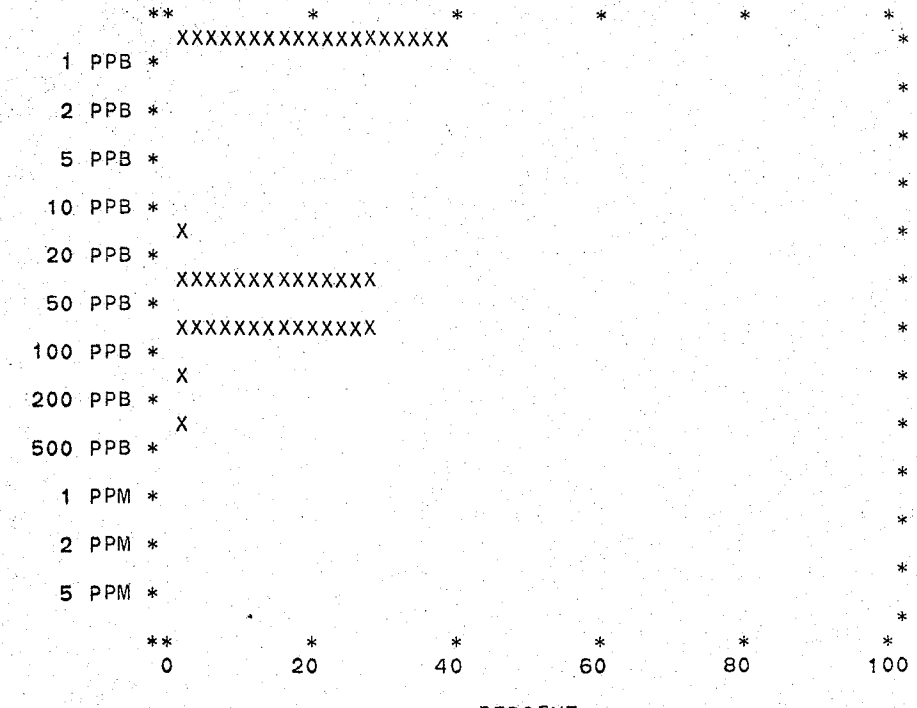

	N	%	CUM %
	31	38.75	38.75
	2	2.50	41.25
	22	27.50	68.75
	23	28.75	97.50
	1	1.25	98.75
	1	1.25	100.00

SUMMARY STATISTICS

TOTAL NUMBER OF SAMPLES	80
NUMBER OF ZERO VALUE SAMPLES	31
NUMBER OF NON-ZERO SAMPLES	49
ARITHMETIC MEAN	62.6531
VARIANCE	1549.0646
STANDARD DEVIATION	39.3582
SKEW	3.1743
EXCESS KURTOSIS	13.9401
COEFFICIENT OF VARIANCE, %	62.8192
STANDARD ERROR OF THE MEAN	5.6226
LOWER 95% LIMIT ON THE MEAN	51.3556
UPPER 95% LIMIT ON THE MEAN	73.9505
LOWER 95% LIMIT ON THE RANGE	-16.4293
UPPER 95% LIMIT ON THE RANGE	141.7354
GEOMETRIC MEAN	54.9957
LOG10 MEAN	1.7403
LOG10 VARIANCE	.0458
LOG10 STANDARD DEVIATION	.2140
STANDARD ERROR ON THE MEAN	.0306
LOWER 95% LIMIT ON THE MEAN	47.7420
UPPER 95% LIMIT ON THE MEAN	63.3515
LOWER 95% LIMIT ON THE RANGE	20.4330
UPPER 95% LIMIT ON THE RANGE	148.0215
MINIMUM VALUE	20.0000
25TH PERCENTILE OR 1ST QUARTILE	40.0000
50TH PERCENTILE OR MEDIAN	60.0000
75TH PERCENTILE OR 3RD QUARTILE	70.0000
80TH PERCENTILE	80.0000
90TH PERCENTILE	100.0000
95TH PERCENTILE	140.0000
98TH PERCENTILE	270.0000
99TH PERCENTILE	270.0000
MAXIMUM VALUE	270.0000

VARIABLE NAME: HG SMSM
UNIT OF MEASUREMENT: PPB
DATA SUBSET: GLCM

HISTOGRAM

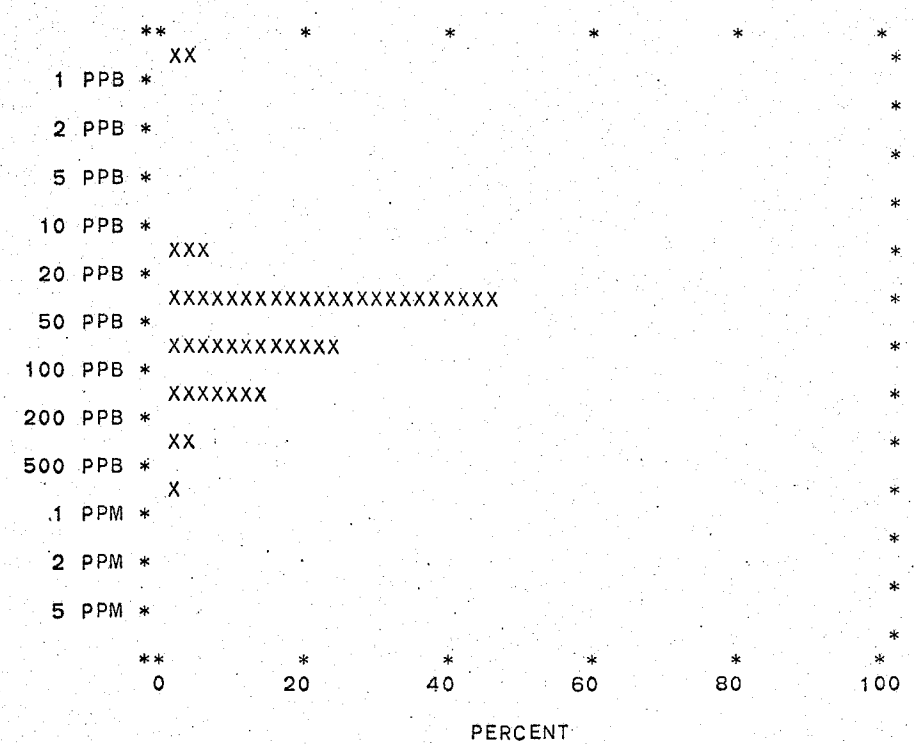

	N	%	CUM %
1 PPB	3	3.13	3.13
2 PPB			
5 PPB			
10 PPB	5	5.21	8.33
20 PPB	45	46.88	55.21
50 PPB	23	23.96	79.17
100 PPB	14	14.58	93.75
200 PPB	4	4.17	97.92
500 PPB	2	2.08	100.00
1 PPM			
2 PPM			
5 PPM			

SUMMARY STATISTICS

TOTAL NUMBER OF SAMPLES	96
NUMBER OF ZERO VALUE SAMPLES	3
NUMBER OF NON-ZERO SAMPLES	93
ARITHMETIC MEAN	90.2151
VARIANCE	13795.6054
STANDARD DEVIATION	117.4547
SKEW	4.5415
EXCESS KURTOSIS	23.9945
COEFFICIENT OF VARIANCE, %	130.1941
STANDARD ERROR OF THE MEAN	12.1795
LOWER 95% LIMIT ON THE MEAN	66.0237
UPPER 95% LIMIT ON THE MEAN	114.4064
LOWER 95% LIMIT ON THE RANGE	-143.0782
UPPER 95% LIMIT ON THE RANGE	323.5083
GEOMETRIC MEAN	63.1880
LOG10 MEAN	1.8006
LOG10 VARIANCE	.1043
LOG10 STANDARD DEVIATION	.3230
STANDARD ERROR ON THE MEAN	.0335
LOWER 95% LIMIT ON THE MEAN	54.2144
UPPER 95% LIMIT ON THE MEAN	73.6468
LOWER 95% LIMIT ON THE RANGE	14.4260
UPPER 95% LIMIT ON THE RANGE	276.7732
MINIMUM VALUE	20.0000
25TH PERCENTILE OR 1ST QUARTILE	40.0000
50TH PERCENTILE OR MEDIAN	50.0000
75TH PERCENTILE OR 3RD QUARTILE	100.0000
80TH PERCENTILE	120.0000
90TH PERCENTILE	200.0000
95TH PERCENTILE	250.0000
98TH PERCENTILE	690.0000
99TH PERCENTILE	850.0000
MAXIMUM VALUE	850.0000

VARIABLE NAME: HG SMSM
UNIT OF MEASUREMENT: PPB
DATA SUBSET: BEXV

HISTOGRAM

		N	%	CUM %
1 PPB	XXXXXXXXX	2	18.18	18.18
2 PPB				
5 PPB				
10 PPB				
20 PPB	XXXXXXXXXXXXXX	3	27.27	45.45
50 PPB	XXXXXXXXXXXXXX	3	27.27	72.73
100 PPB	XXXXXXXXXXXXXX	3	27.27	100.00
200 PPB				
500 PPB				
1 PPM				
2 PPM				
5 PPM				

0 20 40 60 80 100

PERCENT

SUMMARY STATISTICS

TOTAL NUMBER OF SAMPLES	11
NUMBER OF ZERO VALUE SAMPLES	2
NUMBER OF NON-ZERO SAMPLES	9
ARITHMETIC MEAN	78.8889
VARIANCE	1286.1111
STANDARD DEVIATION	35.8624
SKEW	-.2664
EXCESS KURTOSIS	-1.6787
COEFFICIENT OF VARIANCE, %	45.4594
STANDARD ERROR OF THE MEAN	11.9541
LOWER 95% LIMIT ON THE MEAN	51.8486
UPPER 95% LIMIT ON THE MEAN	105.9291
LOWER 95% LIMIT ON THE RANGE	-2.2318
UPPER 95% LIMIT ON THE RANGE	160.0096
GEOMETRIC MEAN	70.2777
LOG10 MEAN	1.8468
LOG10 VARIANCE	.0547
LOG10 STANDARD DEVIATION	.2339
STANDARD ERROR ON THE MEAN	.0780
LOWER 95% LIMIT ON THE MEAN	46.8191
UPPER 95% LIMIT ON THE MEAN	105.4903
LOWER 95% LIMIT ON THE RANGE	20.7794
UPPER 95% LIMIT ON THE RANGE	237.6855

MINIMUM VALUE	30.0000
25TH PERCENTILE OR 1ST QUARTILE	40.0000
50TH PERCENTILE OR MEDIAN	100.0000
75TH PERCENTILE OR 3RD QUARTILE	110.0000
80TH PERCENTILE	110.0000
90TH PERCENTILE	120.0000
95TH PERCENTILE	120.0000
98TH PERCENTILE	120.0000
99TH PERCENTILE	120.0000
MAXIMUM VALUE	120.0000

VARIABLE NAME	UNIT OF MEASUREMENT	DATA SUBSET
HG SMSM	PPB	GRDR

HISTOGRAM

		N	%	CUM %
1 PPB				
2 PPB				
5 PPB				
10 PPB	XXXXXXXXXXXXXXXX	1	33.33	33.33
20 PPB	XXXXXXXXXXXXXXXXXXXXXXXXXXXXXXXX	2	66.67	100.00
50 PPB				
100 PPB				
200 PPB				
500 PPB				

0 20 40 60 80 100

PERCENT

SUMMARY STATISTICS

TOTAL NUMBER OF SAMPLES	3
NUMBER OF ZERO VALUE SAMPLES	0
NUMBER OF NON-ZERO SAMPLES	3
ARITHMETIC MEAN	30.0000
VARIANCE	100.0000
STANDARD DEVIATION	10.0000
SKEW	0.0000
EXCESS KURTOSIS	-1.5000
COEFFICIENT OF VARIANCE, %	33.3333
STANDARD ERROR OF THE MEAN	5.7735
LOWER 95% LIMIT ON THE MEAN	11.6287
UPPER 95% LIMIT ON THE MEAN	48.3713
LOWER 95% LIMIT ON THE RANGE	-1.8200
UPPER 95% LIMIT ON THE RANGE	61.8200
GEOMETRIC MEAN	28.8450
LOG10 MEAN	1.4601
LOG10 VARIANCE	.0229
LOG10 STANDARD DEVIATION	.1512
STANDARD ERROR ON THE MEAN	.0873
LOWER 95% LIMIT ON THE MEAN	15.2134
UPPER 95% LIMIT ON THE MEAN	54.6907
LOWER 95% LIMIT ON THE RANGE	9.5243
UPPER 95% LIMIT ON THE RANGE	87.3592
MINIMUM VALUE	20.0000
25TH PERCENTILE OR 1ST QUARTILE	30.0000
50TH PERCENTILE OR MEDIAN	30.0000
75TH PERCENTILE OR 3RD QUARTILE	40.0000
80TH PERCENTILE	40.0000
90TH PERCENTILE	40.0000
95TH PERCENTILE	40.0000
98TH PERCENTILE	40.0000
99TH PERCENTILE	40.0000
MAXIMUM VALUE	40.0000

VARIABLE NAME	UNIT OF MEASUREMENT	DATA SUBSET
HG SMSM	PPB	UMFC

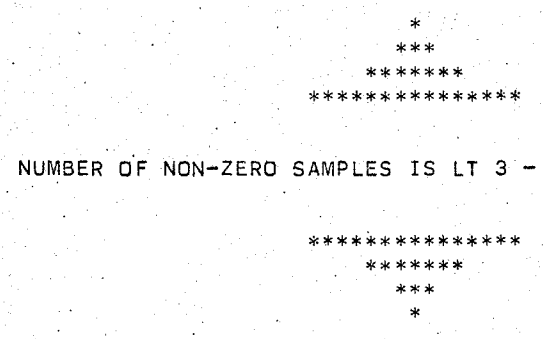

NUMBER OF NON-ZERO SAMPLES IS LT 3 - NO HISTOGRAM

SUMMARY STATISTICS

TOTAL NUMBER OF SAMPLES	1
NUMBER OF ZERO VALUE SAMPLES	0
NUMBER OF NON-ZERO SAMPLES	1
ARITHMETIC MEAN	110.0000
VARIANCE	.0000
STANDARD DEVIATION	.0000
SKEW	.0000
EXCESS KURTOSIS	.0000
COEFFICIENT OF VARIANCE, %	.0000
STANDARD ERROR OF THE MEAN	.0000
LOWER 95% LIMIT ON THE MEAN	110.0000
UPPER 95% LIMIT ON THE MEAN	110.0000
LOWER 95% LIMIT ON THE RANGE	110.0000
UPPER 95% LIMIT ON THE RANGE	110.0000
GEOMETRIC MEAN	110.0000
LOG10 MEAN	2.0414
LOG10 VARIANCE	.0000
LOG10 STANDARD DEVIATION	.0000
STANDARD ERROR ON THE MEAN	.0000
LOWER 95% LIMIT ON THE MEAN	110.0000
UPPER 95% LIMIT ON THE MEAN	110.0000
LOWER 95% LIMIT ON THE RANGE	110.0000
UPPER 95% LIMIT ON THE RANGE	110.0000
MINIMUM VALUE	110.0000
25TH PERCENTILE OR 1ST QUARTILE	110.0000
50TH PERCENTILE OR MEDIAN	110.0000
75TH PERCENTILE OR 3RD QUARTILE	110.0000
80TH PERCENTILE	110.0000
90TH PERCENTILE	110.0000
95TH PERCENTILE	110.0000
98TH PERCENTILE	110.0000
99TH PERCENTILE	110.0000
MAXIMUM VALUE	110.0000

VARIABLE NAME: HG SMSM
UNIT OF MEASUREMENT: PPB
DATA SUBSET: UKNN

HISTOGRAM

		N	%	CUM %
100 PPT	XXX	40	6.57	6.57
200 PPT				
500 PPT				
1 PPB				
2 PPB				
5 PPB				
10 PPB	I	1	.16	6.73
20 PPB	X	15	2.46	9.20
50 PPB	XXXXXXXXXXX	130	21.35	30.54
100 PPB	XXXXXXXXXXXXXXXXXXXXXX	266	43.68	74.22
200 PPB	XXXXXXXXXXXX	146	23.97	98.19
500 PPB	X	11	1.81	100.00
1 PPM				
2 PPM				
5 PPM				

0 20 40 60 80 100
PERCENT

SUMMARY STATISTICS

TOTAL NUMBER OF SAMPLES	609
NUMBER OF ZERO VALUE SAMPLES	40
NUMBER OF NON-ZERO SAMPLES	569
ARITHMETIC MEAN	86.1160
VARIANCE	2082.2471
STANDARD DEVIATION	45.6316
SKEW	1.7288
EXCESS KURTOSIS	6.7432
COEFFICIENT OF VARIANCE, %	52.9886
STANDARD ERROR OF THE MEAN	1.9130
LOWER 95% LIMIT ON THE MEAN	82.3583
UPPER 95% LIMIT ON THE MEAN	89.8737
LOWER 95% LIMIT ON THE RANGE	-3.5187
UPPER 95% LIMIT ON THE RANGE	175.7507
GEOMETRIC MEAN	75.6142
LOG10 MEAN	1.8786
LOG10 VARIANCE	.0512
LOG10 STANDARD DEVIATION	.2262
STANDARD ERROR ON THE MEAN	.0095
LOWER 95% LIMIT ON THE MEAN	72.4393
UPPER 95% LIMIT ON THE MEAN	78.9283
LOWER 95% LIMIT ON THE RANGE	27.1786
UPPER 95% LIMIT ON THE RANGE	210.3681
MINIMUM VALUE	10.0000
25TH PERCENTILE OR 1ST QUARTILE	50.0000
50TH PERCENTILE OR MEDIAN	80.0000
75TH PERCENTILE OR 3RD QUARTILE	110.0000
80TH PERCENTILE	120.0000
90TH PERCENTILE	150.0000
95TH PERCENTILE	170.0000
98TH PERCENTILE	210.0000
99TH PERCENTILE	230.0000
MAXIMUM VALUE	430.0000

SUMMARY STATISTICS

SUBSET	VARIABLE	UNITS	N	ARITH MEAN	STD DEV	CV %	SKEW	EXCESS KURT	95% LIMITS ON MEAN		GEOM MEAN	LOG 10 MEAN	STD DEV	95% LIMITS ON MEAN	
QRTZ	HG SMSM	PPB	225	74.2	74.3	100.2	4.34	26.48	64.5	84.0	57.3	1.7584	.2853	52.6	62.5
SLSN	HG SMSM	PPB	0	0.	.100E-05	.0	.00	.00	0.	0.	0.	0.0000	.0000	0.	0.
SNDS	HG SMSM	PPB	25	81.6	36.0	44.1	.77	.38	66.8	96.4	74.3	1.8708	.1954	61.7	89.4
ARGL	HG SMSM	PPB	79	115.	84.5	73.7	1.23	1.30	95.6	133.	88.0	1.9446	.3241	74.5	104.
SHLE	HG SMSM	PPB	86	104.	49.0	47.3	1.37	2.14	93.2	114.	94.0	1.9730	.1928	85.4	103.
DORT	HG SMSM	PPB	2	95.0	35.4	37.2	0.00	-2.00	-12.6	203.	91.7	1.9621	.1655	28.7	292.
BSLT	HG SMSM	PPB	7	42.9	20.6	48.0	.83	-.49	24.5	61.3	39.0	1.5915	.2011	25.8	59.1
LMSN	HG SMSM	PPB	74	75.0	37.6	50.1	1.32	1.86	66.3	83.7	67.0	1.8262	.2076	60.0	74.9
DLMT	HG SMSM	PPB	49	62.7	39.4	62.8	3.17	13.94	51.4	74.0	55.0	1.7403	.2140	47.7	63.4
SYNT	HG SMSM	PPB	0	0.	.100E-05	.0	.00	.00	0.	0.	0.	0.0000	.0000	0.	0.
GLCM	HG SMSM	PPB	93	90.2	117.	130.2	4.54	23.99	66.0	114.	63.2	1.8006	.3230	54.2	73.6
BEXV	HG SMSM	PPB	9	78.9	35.9	45.5	-.27	-1.68	51.8	106.	70.3	1.8468	.2339	46.8	105.
SCST	HG SMSM	PPB	58	69.7	160.	229.3	7.14	50.26	27.7	112.	46.8	1.6701	.2691	39.8	55.1
GRNS	HG SMSM	PPB	29	50.7	22.5	44.4	.66	-.38	42.1	59.2	45.8	1.6606	.2096	38.1	55.0
BGNS	HG SMSM	PPB	6	40.0	8.94	22.4	-.00	-1.50	31.1	48.9	39.1	1.5927	.0995	31.1	49.2
GRDR	HG SMSM	PPB	3	30.0	10.0	33.3	0.00	-1.50	11.6	48.4	28.8	1.4601	.1512	15.2	54.7
UMFC	HG SMSM	PPB	1	110.	.100E-05	.0	.00	.00	110.	110.	110.	2.0414	.0000	110.	110.
UKNN	HG SMSM	PPB	569	86.1	45.6	53.0	1.73	6.74	82.4	89.9	75.6	1.8786	.2262	72.4	78.9

SUBSET	VARIABLE	UNITS	N	MIN VALUE	PERCENTILE 25TH	50TH	75TH	80TH	90TH	95TH	98TH	99TH	MAX VALUE
QRTZ	HG SMSM	PPB	225	10.000	40.000	50.000	90.000	100.000	150.000	180.000	290.000	570.000	670.000
SLSN	HG SMSM	PPB	0	0.000	0.000	0.000	0.000	0.000	0.000	0.000	0.000	0.000	0.000
SNDS	HG SMSM	PPB	25	30.000	50.000	80.000	110.000	110.000	120.000	180.000	180.000	180.000	180.000
ARGL	HG SMSM	PPB	79	20.000	50.000	90.000	170.000	180.000	240.000	300.000	300.000	430.000	430.000
SHLE	HG SMSM	PPB	86	30.000	70.000	90.000	130.000	140.000	180.000	200.000	270.000	280.000	280.000
DORT	HG SMSM	PPB	2	70.000	70.000	120.000	120.000	120.000	120.000	120.000	120.000	120.000	120.000
BSLT	HG SMSM	PPB	7	20.000	30.000	40.000	60.000	80.000	80.000	80.000	80.000	80.000	80.000
LMSN	HG SMSM	PPB	74	20.000	50.000	70.000	90.000	100.000	130.000	150.000	200.000	200.000	200.000
DLMT	HG SMSM	PPB	49	20.000	40.000	60.000	70.000	80.000	100.000	140.000	270.000	270.000	270.000
SYNT	HG SMSM	PPB	0	0.000	0.000	0.000	0.000	0.000	0.000	0.000	0.000	0.000	0.000
GLCM	HG SMSM	PPB	93	20.000	40.000	50.000	100.000	120.000	200.000	250.000	690.000	850.000	850.000
BEXV	HG SMSM	PPB	9	30.000	40.000	100.000	110.000	110.000	120.000	120.000	120.000	120.000	120.000
SCST	HG SMSM	PPB	58	20.000	30.000	40.000	50.000	60.000	80.000	120.000	1250.000	1250.000	1250.000
GRNS	HG SMSM	PPB	29	10.000	30.000	50.000	70.000	70.000	90.000	100.000	100.000	100.000	100.000
BGNS	HG SMSM	PPB	6	30.000	30.000	40.000	50.000	50.000	50.000	50.000	50.000	50.000	50.000
GRDR	HG SMSM	PPB	3	20.000	30.000	30.000	40.000	40.000	40.000	40.000	40.000	40.000	40.000
UMFC	HG SMSM	PPB	1	110.000	110.000	110.000	110.000	110.000	110.000	110.000	110.000	110.000	110.000
UKNN	HG SMSM	PPB	569	10.000	50.000	80.000	110.000	120.000	150.000	170.000	210.000	230.000	430.000

VARIABLE NAME: U SMSM
UNIT OF MEASUREMENT: PPM
DATA SUBSET: QRTZ

HISTOGRAM

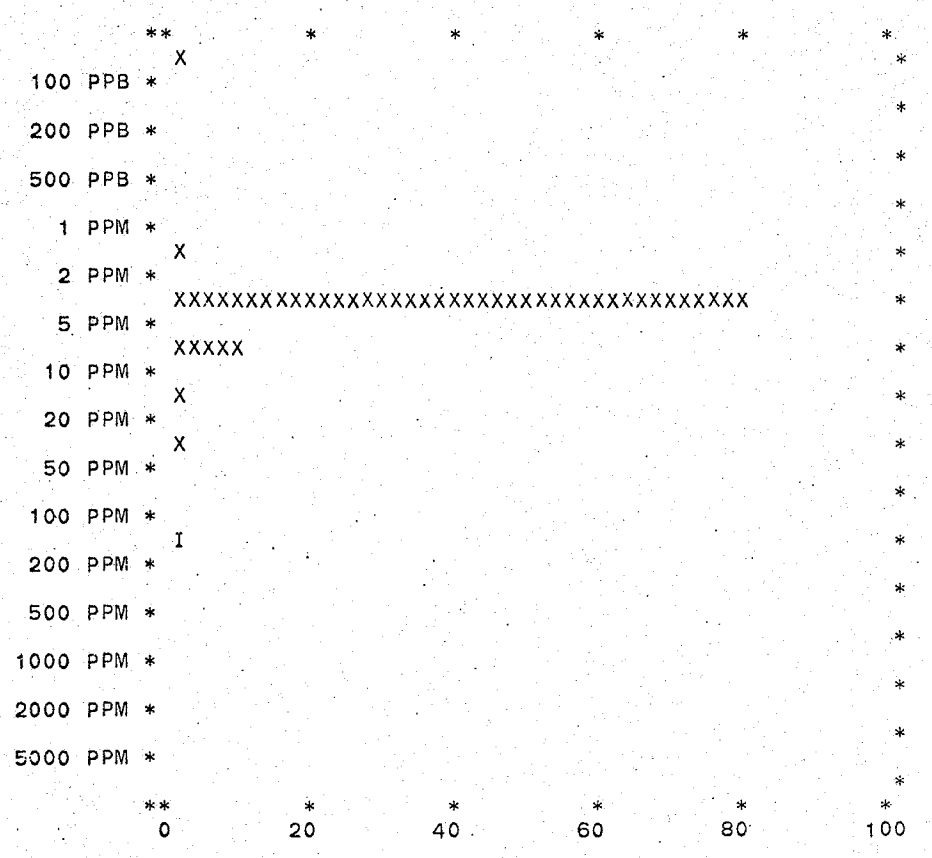

	N	%	CUM %
X	10	2.88	2.88
XXXXXXXXXXXXXXXXXXXXXXXXXXXXXXXXXXXXXXXXX	279	80.40	85.88
XXXXX	34	9.80	95.68
X	4	1.15	96.83
X	10	2.88	99.71
I	1	.29	100.00

SUMMARY STATISTICS

TOTAL NUMBER OF SAMPLES	347
NUMBER OF ZERO VALUE SAMPLES	10
NUMBER OF NON-ZERO SAMPLES	337
ARITHMETIC MEAN	4.8329
VARIANCE	53.1551
STANDARD DEVIATION	7.2908
SKEW	11.1758
EXCESS KURTOSIS	156.7053
COEFFICIENT OF VARIANCE, %	150.8556
STANDARD ERROR OF THE MEAN	.3972
LOWER 95% LIMIT ON THE MEAN	4.0516
UPPER 95% LIMIT ON THE MEAN	5.6142
LOWER 95% LIMIT ON THE RANGE	-9.5099
UPPER 95% LIMIT ON THE RANGE	19.1758
GEOMETRIC MEAN	3.8846
LOG10 MEAN	.5893
LOG10 VARIANCE	.0472
LOG10 STANDARD DEVIATION	.2172
STANDARD ERROR ON THE MEAN	.0118
LOWER 95% LIMIT ON THE MEAN	3.6819
UPPER 95% LIMIT ON THE MEAN	4.0984
LOWER 95% LIMIT ON THE RANGE	1.4524
UPPER 95% LIMIT ON THE RANGE	10.3899
MINIMUM VALUE	1.5000
25TH PERCENTILE OR 1ST QUARTILE	3.0000
50TH PERCENTILE OR MEDIAN	3.6000
75TH PERCENTILE OR 3RD QUARTILE	4.4000
80TH PERCENTILE	4.7000
90TH PERCENTILE	5.8000
95TH PERCENTILE	9.6000
98TH PERCENTILE	22.6000
99TH PERCENTILE	31.4000
MAXIMUM VALUE	115.2000

REGIONAL STREAM SEDIMENT AND WATER GEOCHEMICAL RECONNAISSANCE DATA, YUKON TERRITORY 1977. GSC-OF 520, NGR 31-1977, NTS 116B,C,F,G

VARIABLE NAME	UNIT OF MEASUREMENT	DATA SUBSET
U SMSM	PPM	SLSN

HISTOGRAM



	N	%	CUM %
XXXXXXXXXXXXXXXXXXXXXXXXXXXXXXXXXXXX	8	72.73	72.73
XXXXXXXXXXXXXX	3	27.27	100.00

SUMMARY STATISTICS

TOTAL NUMBER OF SAMPLES	11
NUMBER OF ZERO VALUE SAMPLES	0
NUMBER OF NON-ZERO SAMPLES	11
ARITHMETIC MEAN	4.6636
VARIANCE	1.2145
STANDARD DEVIATION	1.1021
SKEW	.9945
EXCESS KURTOSIS	.1468
COEFFICIENT OF VARIANCE, %	23.6310
STANDARD ERROR OF THE MEAN	.3323
LOWER 95% LIMIT ON THE MEAN	3.9323
UPPER 95% LIMIT ON THE MEAN	5.3950
LOWER 95% LIMIT ON THE RANGE	2.2380
UPPER 95% LIMIT ON THE RANGE	7.0893
GEOMETRIC MEAN	4.5569
LOG10 MEAN	.6587
LOG10 VARIANCE	.0092
LOG10 STANDARD DEVIATION	.0960
STANDARD ERROR ON THE MEAN	.0289
LOWER 95% LIMIT ON THE MEAN	3.9352
UPPER 95% LIMIT ON THE MEAN	5.2769
LOWER 95% LIMIT ON THE RANGE	2.8014
UPPER 95% LIMIT ON THE RANGE	7.4124
MINIMUM VALUE	3.4000
25TH PERCENTILE OR 1ST QUARTILE	3.9000
50TH PERCENTILE OR MEDIAN	4.4000
75TH PERCENTILE OR 3RD QUARTILE	5.4000
80TH PERCENTILE	5.9000
90TH PERCENTILE	7.1000
95TH PERCENTILE	7.1000
98TH PERCENTILE	7.1000
99TH PERCENTILE	7.1000
MAXIMUM VALUE	7.1000

VARIABLE NAME: U SMSM | UNIT OF MEASUREMENT: PPM | DATA SUBSET: SNDS

HISTOGRAM

		N	%	CUM %
10 PPB	XX	4	3.17	3.17
20 PPB				
50 PPB				
100 PPB				
200 PPB				
500 PPB				
1 PPM	I	1	.79	3.97
2 PPM	XX	6	4.76	8.73
5 PPM	XXXXXXXXXXXXXXXXXXXXXXXXXXXXXXXXXXXX	89	70.63	79.37
10 PPM	XXXXXXX	17	13.49	92.86
20 PPM	X	2	1.59	94.44
50 PPM	XX	5	3.97	98.41
100 PPM	I	1	.79	99.21
200 PPM	I	1	.79	100.00
500 PPM				
1000 PPM				
2000 PPM				
5000 PPM				

0 20 40 60 80 100

PERCENT

SUMMARY STATISTICS

TOTAL NUMBER OF SAMPLES	126
NUMBER OF ZERO VALUE SAMPLES	4
NUMBER OF NON-ZERO SAMPLES	122
ARITHMETIC MEAN	6.3221
VARIANCE	181.3960
STANDARD DEVIATION	13.4683
SKEW	7.4928
EXCESS KURTOSIS	63.9931
COEFFICIENT OF VARIANCE, %	213.0347
STANDARD ERROR OF THE MEAN	1.2194
LOWER 95% LIMIT ON THE MEAN	3.9083
UPPER 95% LIMIT ON THE MEAN	8.7360
LOWER 95% LIMIT ON THE RANGE	-20.3398
UPPER 95% LIMIT ON THE RANGE	32.9840
GEOMETRIC MEAN	4.0852
LOG10 MEAN	.6112
LOG10 VARIANCE	.0879
LOG10 STANDARD DEVIATION	.2965
STANDARD ERROR ON THE MEAN	.0268
LOWER 95% LIMIT ON THE MEAN	3.6148
UPPER 95% LIMIT ON THE MEAN	4.6169
LOWER 95% LIMIT ON THE RANGE	1.0576
UPPER 95% LIMIT ON THE RANGE	15.7803
MINIMUM VALUE	.9000
25TH PERCENTILE OR 1ST QUARTILE	2.9000
50TH PERCENTILE OR MEDIAN	3.5000
75TH PERCENTILE OR 3RD QUARTILE	4.6000
80TH PERCENTILE	5.3000
90TH PERCENTILE	7.2000
95TH PERCENTILE	22.4000
98TH PERCENTILE	50.8000
99TH PERCENTILE	133.0000
MAXIMUM VALUE	133.0000

VARIABLE NAME: U SMSM
UNIT OF MEASUREMENT: PPM
DATA SUBSET: ARGL

HISTOGRAM

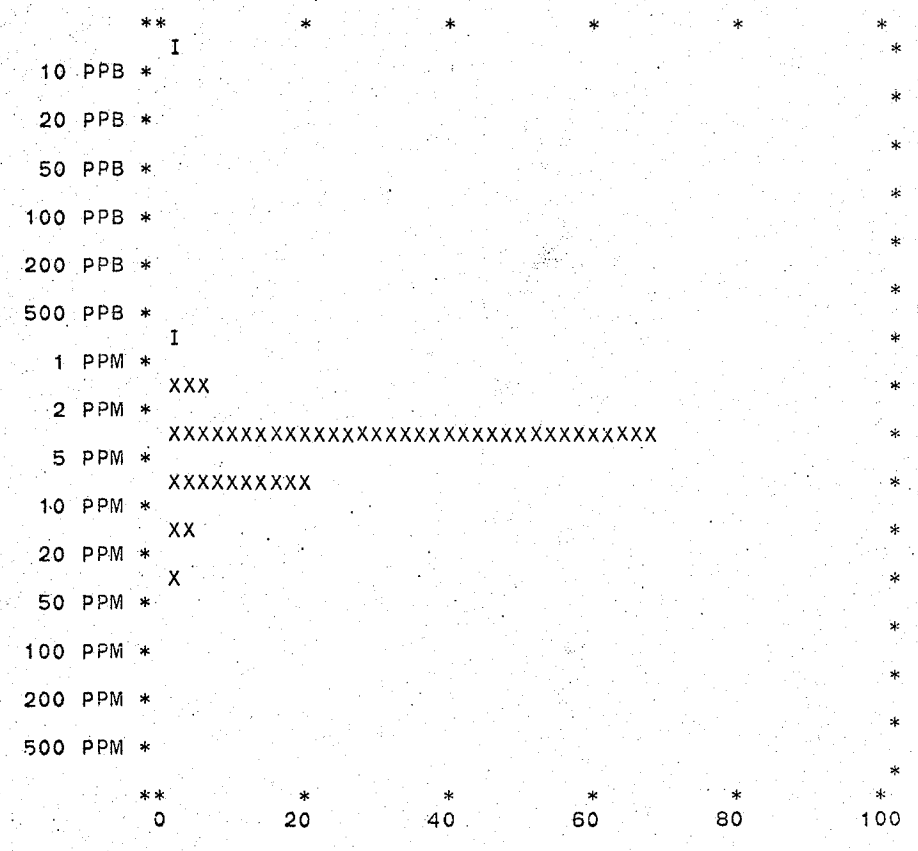

	N	%	CUM %
I	1	.83	.83
I	1	.83	1.65
XXX	7	5.79	7.44
XXXXXXXXXXXXXXXXXXXXXXXXXXXXXXXXXX	82	67.77	75.21
XXXXXXXXXX	23	19.01	94.21
XX	5	4.13	98.35
X	2	1.65	100.00

SUMMARY STATISTICS

TOTAL NUMBER OF SAMPLES	121
NUMBER OF ZERO VALUE SAMPLES	1
NUMBER OF NON-ZERO SAMPLES	120
ARITHMETIC MEAN	4.7867
VARIANCE	14.1491
STANDARD DEVIATION	3.7615
SKEW	3.7434
EXCESS KURTOSIS	17.9479
COEFFICIENT OF VARIANCE, %	78.5834
STANDARD ERROR OF THE MEAN	.3434
LOWER 95% LIMIT ON THE MEAN	4.1068
UPPER 95% LIMIT ON THE MEAN	5.4666
LOWER 95% LIMIT ON THE RANGE	-2.6612
UPPER 95% LIMIT ON THE RANGE	12.2345
GEOMETRIC MEAN	4.0425
LOG10 MEAN	.6067
LOG10 VARIANCE	.0537
LOG10 STANDARD DEVIATION	.2318
STANDARD ERROR ON THE MEAN	.0212
LOWER 95% LIMIT ON THE MEAN	3.6707
UPPER 95% LIMIT ON THE MEAN	4.4520
LOWER 95% LIMIT ON THE RANGE	1.4050
UPPER 95% LIMIT ON THE RANGE	11.6314
MINIMUM VALUE	.9000
25TH PERCENTILE OR 1ST QUARTILE	3.0000
50TH PERCENTILE OR MEDIAN	3.9000
75TH PERCENTILE OR 3RD QUARTILE	5.2000
80TH PERCENTILE	5.6000
90TH PERCENTILE	8.1000
95TH PERCENTILE	12.2000
98TH PERCENTILE	22.4000
99TH PERCENTILE	29.3000
MAXIMUM VALUE	29.3000

VARIABLE NAME: U SMSM
UNIT OF MEASUREMENT: PPM
DATA SUBSET: SHLE

HISTOGRAM

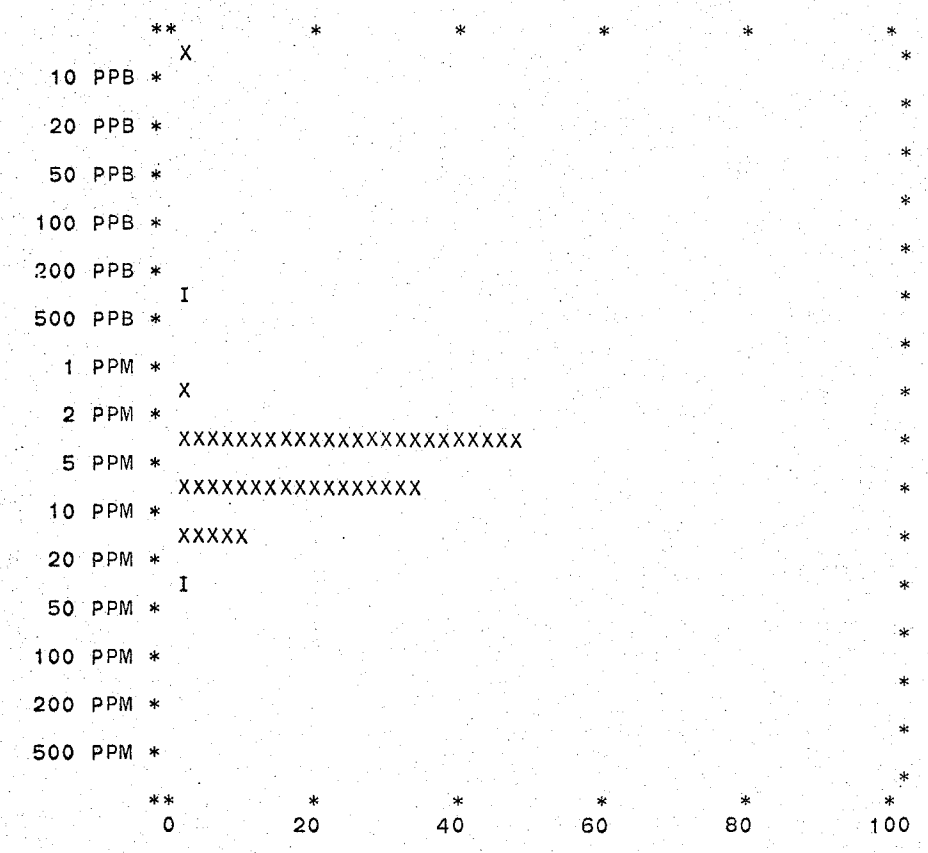

	N	%	CUM %
X	2	1.77	1.77
I	1	.88	2.65
X	3	2.65	5.31
XXXXXXXXXXXXXXXXXXXXXXXX	55	48.67	53.98
XXXXXXXXXXXXXXXX	39	34.51	88.50
XXXXX	12	10.62	99.12
I	1	.88	100.00

SUMMARY STATISTICS

TOTAL NUMBER OF SAMPLES	113
NUMBER OF ZERO VALUE SAMPLES	2
NUMBER OF NON-ZERO SAMPLES	111
ARITHMETIC MEAN	5.9234
VARIANCE	13.6580
STANDARD DEVIATION	3.6957
SKEW	1.7718
EXCESS KURTOSIS	3.4439
COEFFICIENT OF VARIANCE, %	62.3908
STANDARD ERROR OF THE MEAN	.3508
LOWER 95% LIMIT ON THE MEAN	5.2283
UPPER 95% LIMIT ON THE MEAN	6.6186
LOWER 95% LIMIT ON THE RANGE	-1.4007
UPPER 95% LIMIT ON THE RANGE	13.2475
GEOMETRIC MEAN	5.0366
LOG10 MEAN	.7021
LOG10 VARIANCE	.0630
LOG10 STANDARD DEVIATION	.2509
STANDARD ERROR ON THE MEAN	.0238
LOWER 95% LIMIT ON THE MEAN	4.5179
UPPER 95% LIMIT ON THE MEAN	5.6148
LOWER 95% LIMIT ON THE RANGE	1.6028
UPPER 95% LIMIT ON THE RANGE	15.8268
MINIMUM VALUE	.4000
25TH PERCENTILE OR 1ST QUARTILE	3.3000
50TH PERCENTILE OR MEDIAN	4.8000
75TH PERCENTILE OR 3RD QUARTILE	7.3000
80TH PERCENTILE	8.0000
90TH PERCENTILE	11.8000
95TH PERCENTILE	14.6000
98TH PERCENTILE	17.8000
99TH PERCENTILE	21.6000
MAXIMUM VALUE	21.6000

REGIONAL STREAM SEDIMENT AND WATER GEOCHEMICAL RECONNAISSANCE DATA, YUKON TERRITORY 1977. GSC-OF 520, NGR 31-1977, NTS 116B,C,F,G

VARIABLE NAME: U SMSM | UNIT OF MEASUREMENT: PPM | DATA SUBSET: DORT

HISTOGRAM



	N	%	CUM %
50 PPB	1	12.50	12.50
2 PPM	6	75.00	87.50
10 PPM	1	12.50	100.00

SUMMARY STATISTICS

TOTAL NUMBER OF SAMPLES	8
NUMBER OF ZERO VALUE SAMPLES	0
NUMBER OF NON-ZERO SAMPLES	8
ARITHMETIC MEAN	4.0125
VARIANCE	13.9041
STANDARD DEVIATION	3.7288
SKEW	1.7270
EXCESS KURTOSIS	2.0203
COEFFICIENT OF VARIANCE, %	92.9301
STANDARD ERROR OF THE MEAN	1.3183
LOWER 95% LIMIT ON THE MEAN	.9724
UPPER 95% LIMIT ON THE MEAN	7.0526
LOWER 95% LIMIT ON THE RANGE	-4.5862
UPPER 95% LIMIT ON THE RANGE	12.6112
GEOMETRIC MEAN	2.4331
LOG10 MEAN	.3862
LOG10 VARIANCE	.3661
LOG10 STANDARD DEVIATION	.6051
STANDARD ERROR ON THE MEAN	.2139
LOWER 95% LIMIT ON THE MEAN	.7814
UPPER 95% LIMIT ON THE MEAN	7.5763
LOWER 95% LIMIT ON THE RANGE	.0979
UPPER 95% LIMIT ON THE RANGE	60.4525
MINIMUM VALUE	.1000
25TH PERCENTILE OR 1ST QUARTILE	2.5000
50TH PERCENTILE OR MEDIAN	3.6000
75TH PERCENTILE OR 3RD QUARTILE	4.1000
80TH PERCENTILE	4.1000
90TH PERCENTILE	12.7000
95TH PERCENTILE	12.7000
98TH PERCENTILE	12.7000
99TH PERCENTILE	12.7000
MAXIMUM VALUE	12.7000

VARIABLE NAME	UNIT OF MEASUREMENT	DATA SUBSET
U SMSM	PPM	BSLT

HISTOGRAM

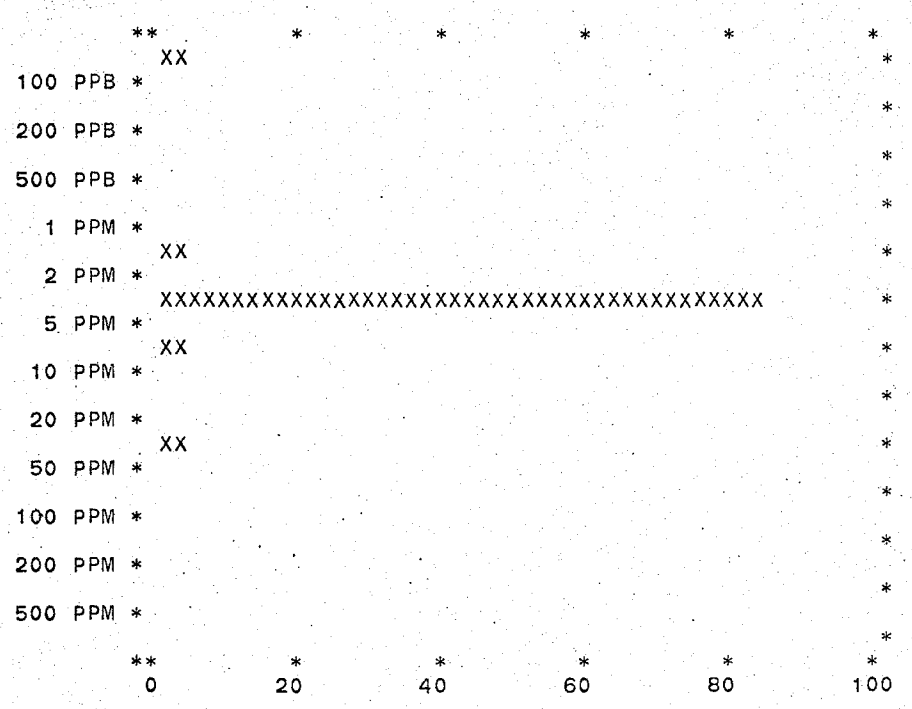

	N	%	CUM %
100 PPB	1	3.85	3.85
1 PPM	1	3.85	7.69
2 PPM	22	84.62	92.31
5 PPM	1	3.85	96.15
20 PPM	1	3.85	100.00

SUMMARY STATISTICS

TOTAL NUMBER OF SAMPLES	26
NUMBER OF ZERO VALUE SAMPLES	1
NUMBER OF NON-ZERO SAMPLES	25
ARITHMETIC MEAN	4.1360
VARIANCE	14.0807
STANDARD DEVIATION	3.7524
SKEW	4.2577
EXCESS KURTOSIS	17.3837
COEFFICIENT OF VARIANCE, %	90.7261
STANDARD ERROR OF THE MEAN	.7505
LOWER 95% LIMIT ON THE MEAN	2.5900
UPPER 95% LIMIT ON THE MEAN	5.6820
LOWER 95% LIMIT ON THE RANGE	-3.5940
UPPER 95% LIMIT ON THE RANGE	11.8660
GEOMETRIC MEAN	3.5486
LOG10 MEAN	.5501
LOG10 VARIANCE	.0400
LOG10 STANDARD DEVIATION	.1999
STANDARD ERROR ON THE MEAN	.0400
LOWER 95% LIMIT ON THE MEAN	2.9355
UPPER 95% LIMIT ON THE MEAN	4.2897
LOWER 95% LIMIT ON THE RANGE	1.3746
UPPER 95% LIMIT ON THE RANGE	9.1606
MINIMUM VALUE	1.6000
25TH PERCENTILE OR 1ST QUARTILE	2.8000
50TH PERCENTILE OR MEDIAN	3.3000
75TH PERCENTILE OR 3RD QUARTILE	4.3000
80TH PERCENTILE	4.3000
90TH PERCENTILE	4.9000
95TH PERCENTILE	21.6000
98TH PERCENTILE	21.6000
99TH PERCENTILE	21.6000
MAXIMUM VALUE	21.6000

VARIABLE NAME	UNIT OF MEASUREMENT	DATA SUBSET
U SMSM	PPM	LMSN

HISTOGRAM

	N	%	CUM %
10 PPB			
20 PPB			
50 PPB			
100 PPB			
200 PPB			
500 PPB			
1 PPM	2	2.41	2.41
2 PPM	13	15.66	18.07
5 PPM	56	67.47	85.54
10 PPM	10	12.05	97.59
20 PPM	2	2.41	100.00
50 PPM			
100 PPM			
200 PPM			
500 PPM			

0 20 40 60 80 100

PERCENT

SUMMARY STATISTICS

TOTAL NUMBER OF SAMPLES	83
NUMBER OF ZERO VALUE SAMPLES	0
NUMBER OF NON-ZERO SAMPLES	83
ARITHMETIC MEAN	3.8723
VARIANCE	6.6071
STANDARD DEVIATION	2.5704
SKEW	3.4050
EXCESS KURTOSIS	16.4260
COEFFICIENT OF VARIANCE, %	66.3803
STANDARD ERROR OF THE MEAN	.2821
LOWER 95% LIMIT ON THE MEAN	3.3110
UPPER 95% LIMIT ON THE MEAN	4.4336
LOWER 95% LIMIT ON THE RANGE	-1.2414
UPPER 95% LIMIT ON THE RANGE	8.9860
GEOMETRIC MEAN	3.3439
LOG10 MEAN	.5243
LOG10 VARIANCE	.0528
LOG10 STANDARD DEVIATION	.2298
STANDARD ERROR ON THE MEAN	.0252
LOWER 95% LIMIT ON THE MEAN	2.9791
UPPER 95% LIMIT ON THE MEAN	3.7534
LOWER 95% LIMIT ON THE RANGE	1.1673
UPPER 95% LIMIT ON THE RANGE	9.5794
MINIMUM VALUE	.9000
25TH PERCENTILE OR 1ST QUARTILE	2.4000
50TH PERCENTILE OR MEDIAN	3.7000
75TH PERCENTILE OR 3RD QUARTILE	4.5000
80TH PERCENTILE	4.6000
90TH PERCENTILE	5.8000
95TH PERCENTILE	7.8000
98TH PERCENTILE	12.9000
99TH PERCENTILE	19.5000
MAXIMUM VALUE	19.5000

VARIABLE NAME	UNIT OF MEASUREMENT	DATA SUBSET
U SMSM	PPM	DLMT

HISTOGRAM

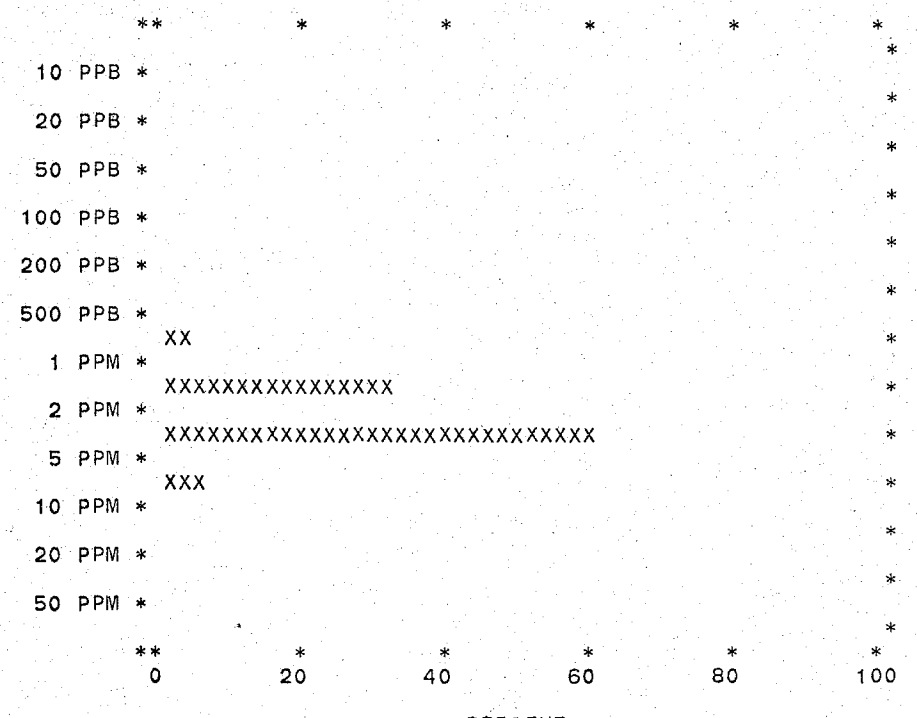

	N	%	CUM %
10 PPB			
20 PPB			
50 PPB			
100 PPB			
200 PPB			
500 PPB			
1 PPM	3	3.75	3.75
2 PPM	25	31.25	35.00
5 PPM	48	60.00	95.00
10 PPM	4	5.00	100.00
20 PPM			
50 PPM			

SUMMARY STATISTICS

TOTAL NUMBER OF SAMPLES	80
NUMBER OF ZERO VALUE SAMPLES	0
NUMBER OF NON-ZERO SAMPLES	80
ARITHMETIC MEAN	2.6375
VARIANCE	1.3748
STANDARD DEVIATION	1.1725
SKEW	.9502
EXCESS KURTOSIS	.4272
COEFFICIENT OF VARIANCE, %	44.4553
STANDARD ERROR OF THE MEAN	.1311
LOWER 95% LIMIT ON THE MEAN	2.3766
UPPER 95% LIMIT ON THE MEAN	2.8984
LOWER 95% LIMIT ON THE RANGE	.3037
UPPER 95% LIMIT ON THE RANGE	4.9713
GEOMETRIC MEAN	2.4028
LOG10 MEAN	.3807
LOG10 VARIANCE	.0358
LOG10 STANDARD DEVIATION	.1892
STANDARD ERROR ON THE MEAN	.0212
LOWER 95% LIMIT ON THE MEAN	2.1808
UPPER 95% LIMIT ON THE MEAN	2.6475
LOWER 95% LIMIT ON THE RANGE	1.0094
UPPER 95% LIMIT ON THE RANGE	5.7195

MINIMUM VALUE	.9000
25TH PERCENTILE OR 1ST QUARTILE	1.8000
50TH PERCENTILE OR MEDIAN	2.3000
75TH PERCENTILE OR 3RD QUARTILE	3.3000
80TH PERCENTILE	3.5000
90TH PERCENTILE	4.5000
95TH PERCENTILE	5.5000
98TH PERCENTILE	5.7000
99TH PERCENTILE	5.8000
MAXIMUM VALUE	5.8000

VARIABLE NAME	UNIT OF MEASUREMENT	DATA SUBSET
U SMSM	PPM	SYNT

HISTOGRAM

		N	%	CUM %
100 PPB	XXXXXX	1	12.50	12.50
200 PPB				
500 PPB				
1 PPM				
2 PPM				
5 PPM	XXXXXX	1	12.50	25.00
10 PPM	XXXXXXXXXXXXXXXXXX	3	37.50	62.50
20 PPM	XXXXXXXXXXXX	2	25.00	87.50
50 PPM	XXXXXX	1	12.50	100.00
100 PPM				
200 PPM				
500 PPM				

0 20 40 60 80 100

PERCENT

SUMMARY STATISTICS

TOTAL NUMBER OF SAMPLES	8
NUMBER OF ZERO VALUE SAMPLES	1
NUMBER OF NON-ZERO SAMPLES	7
ARITHMETIC MEAN	29.5286
VARIANCE	408.9557
STANDARD DEVIATION	20.2227
SKEW	1.0606
EXCESS KURTOSIS	-.1210
COEFFICIENT OF VARIANCE, %	68.4850
STANDARD ERROR OF THE MEAN	7.6434
LOWER 95% LIMIT ON THE MEAN	11.4518
UPPER 95% LIMIT ON THE MEAN	47.6053
LOWER 95% LIMIT ON THE RANGE	-18.2980
UPPER 95% LIMIT ON THE RANGE	77.3551
GEOMETRIC MEAN	24.5706
LOG10 MEAN	1.3904
LOG10 VARIANCE	.0792
LOG10 STANDARD DEVIATION	.2815
STANDARD ERROR ON THE MEAN	.1064
LOWER 95% LIMIT ON THE MEAN	13.7652
UPPER 95% LIMIT ON THE MEAN	43.8579
LOWER 95% LIMIT ON THE RANGE	5.3047
UPPER 95% LIMIT ON THE RANGE	113.8078
MINIMUM VALUE	9.7000
25TH PERCENTILE OR 1ST QUARTILE	19.1000
50TH PERCENTILE OR MEDIAN	19.1000
75TH PERCENTILE OR 3RD QUARTILE	43.6000
80TH PERCENTILE	68.2000
90TH PERCENTILE	68.2000
95TH PERCENTILE	68.2000
98TH PERCENTILE	68.2000
99TH PERCENTILE	68.2000
MAXIMUM VALUE	68.2000

VARIABLE NAME	UNIT OF MEASUREMENT	DATA SUBSET
U SMSM	PPM	GLCM

HISTOGRAM

		N	%	CUM %
10 PPB				
20 PPB				
50 PPB				
100 PPB				
200 PPB				
500 PPB				
1 PPM	X	2	2.08	2.08
2 PPM	XXX	5	5.21	7.29
5 PPM	XXXXXXXXXXXXXXXXXXXXXXXXXXXXXXXXXXXXXXXX	75	78.13	85.42
10 PPM	XXXXXX	12	12.50	97.92
20 PPM	X	1	1.04	98.96
50 PPM	X	1	1.04	100.00
100 PPM				
200 PPM				
500 PPM				

0 20 40 60 80 100

PERCENT

SUMMARY STATISTICS

TOTAL NUMBER OF SAMPLES	96
NUMBER OF ZERO VALUE SAMPLES	0
NUMBER OF NON-ZERO SAMPLES	96
ARITHMETIC MEAN	3.7469
VARIANCE	13.3564
STANDARD DEVIATION	3.6546
SKEW	7.2197
EXCESS KURTOSIS	60.1273
COEFFICIENT OF VARIANCE, %	97.5384
STANDARD ERROR OF THE MEAN	.3730
LOWER 95% LIMIT ON THE MEAN	3.0064
UPPER 95% LIMIT ON THE MEAN	4.4874
LOWER 95% LIMIT ON THE RANGE	-3.5086
UPPER 95% LIMIT ON THE RANGE	11.0024
GEOMETRIC MEAN	3.1961
LOG10 MEAN	.5046
LOG10 VARIANCE	.0455
LOG10 STANDARD DEVIATION	.2132
STANDARD ERROR ON THE MEAN	.0218
LOWER 95% LIMIT ON THE MEAN	2.8934
UPPER 95% LIMIT ON THE MEAN	3.5303
LOWER 95% LIMIT ON THE RANGE	1.2059
UPPER 95% LIMIT ON THE RANGE	8.4707
MINIMUM VALUE	.8000
25TH PERCENTILE OR 1ST QUARTILE	2.5000
50TH PERCENTILE OR MEDIAN	3.0000
75TH PERCENTILE OR 3RD QUARTILE	3.8000
80TH PERCENTILE	4.4000
90TH PERCENTILE	5.9000
95TH PERCENTILE	6.9000
98TH PERCENTILE	10.1000
99TH PERCENTILE	35.8000
MAXIMUM VALUE	35.8000

REGIONAL STREAM SEDIMENT AND WATER GEOCHEMICAL RECONNAISSANCE DATA, YUKON TERRITORY 1977. GSC-OF 520, NGR 31-1977, NTS 116B,C,F,G

VARIABLE NAME	UNIT OF MEASUREMENT	DATA SUBSET
U SMSM	PPM	BEXV

HISTOGRAM



	N	%	CUM %
XXXXXXXXX	2	18.18	18.18
XXXXXXXXXXXXXXXXXXXXXXXXXXXXXXXXXXXX	8	72.73	90.91
XXXXX	1	9.09	100.00

SUMMARY STATISTICS

TOTAL NUMBER OF SAMPLES	11
NUMBER OF ZERO VALUE SAMPLES	0
NUMBER OF NON-ZERO SAMPLES	11
ARITHMETIC MEAN	3.2364
VARIANCE	2.6825
STANDARD DEVIATION	1.6378
SKEW	1.4388
EXCESS KURTOSIS	1.4610
COEFFICIENT OF VARIANCE, %	50.6077
STANDARD ERROR OF THE MEAN	.4938
LOWER 95% LIMIT ON THE MEAN	2.1494
UPPER 95% LIMIT ON THE MEAN	4.3233
LOWER 95% LIMIT ON THE RANGE	-.3685
UPPER 95% LIMIT ON THE RANGE	6.8413
GEOMETRIC MEAN	2.9385
LOG10 MEAN	.4681
LOG10 VARIANCE	.0373
LOG10 STANDARD DEVIATION	.1932
STANDARD ERROR ON THE MEAN	.0583
LOWER 95% LIMIT ON THE MEAN	2.1873
UPPER 95% LIMIT ON THE MEAN	3.9479
LOWER 95% LIMIT ON THE RANGE	1.1037
UPPER 95% LIMIT ON THE RANGE	7.8238
MINIMUM VALUE	1.6000
25TH PERCENTILE OR 1ST QUARTILE	2.3000
50TH PERCENTILE OR MEDIAN	2.9000
75TH PERCENTILE OR 3RD QUARTILE	3.9000
80TH PERCENTILE	4.7000
90TH PERCENTILE	7.3000
95TH PERCENTILE	7.3000
98TH PERCENTILE	7.3000
99TH PERCENTILE	7.3000
MAXIMUM VALUE	7.3000

REGIONAL STREAM SEDIMENT AND WATER GEOCHEMICAL RECONNAISSANCE DATA, YUKON TERRITORY 1977. GSC-OF 520, NGR 31-1977, NTS 116B,C,F,G

VARIABLE NAME	UNIT OF MEASUREMENT	DATA SUBSET
U SMSM	PPM	SCST

HISTOGRAM

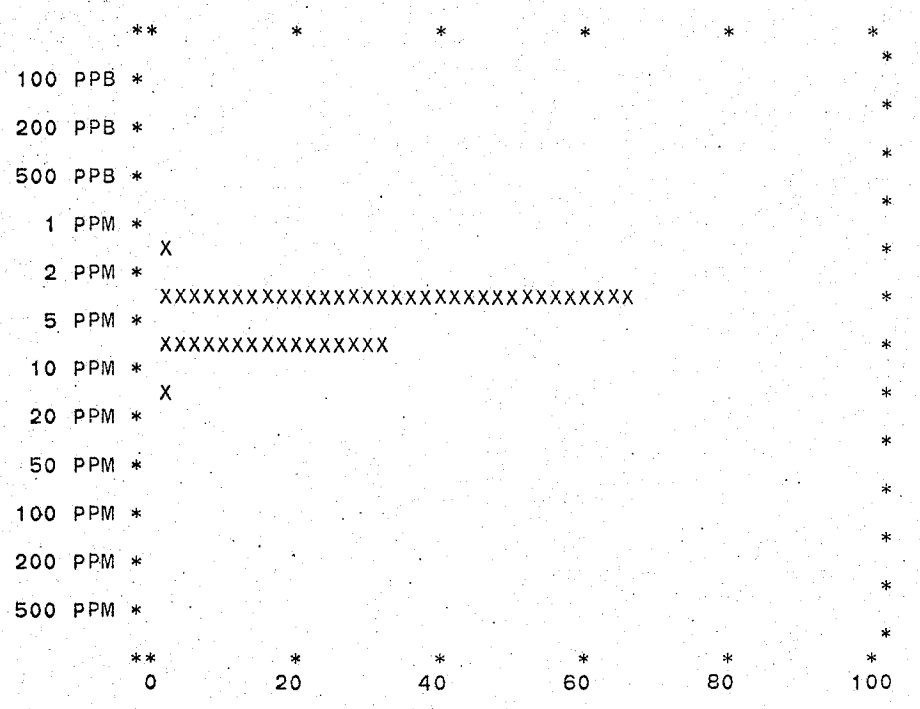

	N	%	CUM %
X	1	1.72	1.72
XXXXXXXXXXXXXXXXXXXXXXXXXXXXXXXXXX	38	65.52	67.24
XXXXXXXXXXXXXXXX	18	31.03	98.28
X	1	1.72	100.00

SUMMARY STATISTICS

TOTAL NUMBER OF SAMPLES	58
NUMBER OF ZERO VALUE SAMPLES	0
NUMBER OF NON-ZERO SAMPLES	58
ARITHMETIC MEAN	4.4690
VARIANCE	4.9906
STANDARD DEVIATION	2.2340
SKEW	1.9359
EXCESS KURTOSIS	5.2573
COEFFICIENT OF VARIANCE, %	49.9884
STANDARD ERROR OF THE MEAN	.2933
LOWER 95% LIMIT ON THE MEAN	3.8818
UPPER 95% LIMIT ON THE MEAN	5.0561
LOWER 95% LIMIT ON THE RANGE	-.0025
UPPER 95% LIMIT ON THE RANGE	8.9405
GEOMETRIC MEAN	4.0559
LOG10 MEAN	.6081
LOG10 VARIANCE	.0344
LOG10 STANDARD DEVIATION	.1854
STANDARD ERROR ON THE MEAN	.0243
LOWER 95% LIMIT ON THE MEAN	3.6255
UPPER 95% LIMIT ON THE MEAN	4.5373
LOWER 95% LIMIT ON THE RANGE	1.7261
UPPER 95% LIMIT ON THE RANGE	9.5301
MINIMUM VALUE	2.0000
25TH PERCENTILE OR 1ST QUARTILE	2.9000
50TH PERCENTILE OR MEDIAN	3.9000
75TH PERCENTILE OR 3RD QUARTILE	5.4000
80TH PERCENTILE	5.7000
90TH PERCENTILE	7.3000
95TH PERCENTILE	9.2000
98TH PERCENTILE	14.4000
99TH PERCENTILE	14.4000
MAXIMUM VALUE	14.4000

VARIABLE NAME: U SMSM
UNIT OF MEASUREMENT: PPM
DATA SUBSET: GRNS

HISTOGRAM

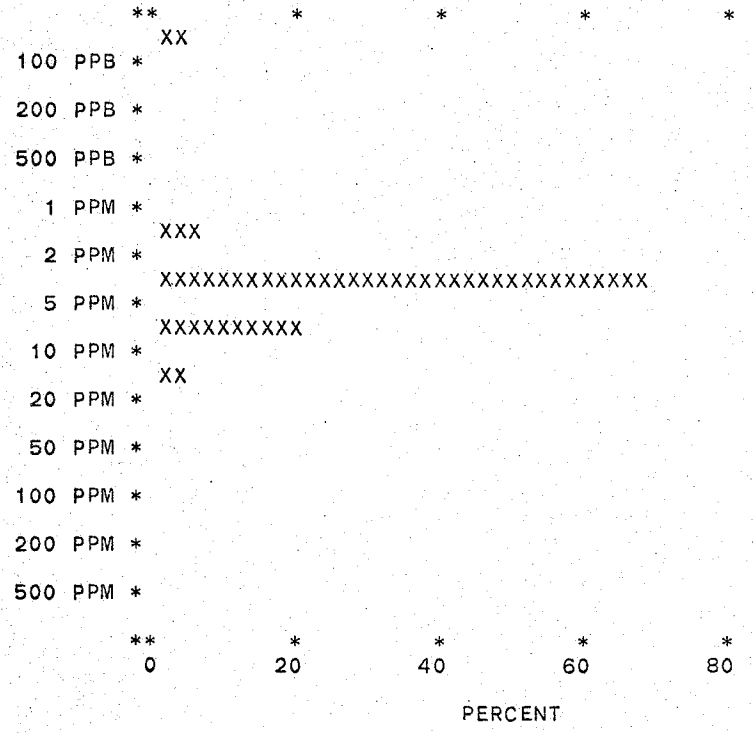

	N	%	CUM %
*	1	3.23	3.23
*			
*			
*			
*	2	6.45	9.68
*	21	67.74	77.42
*	6	19.35	96.77
*	1	3.23	100.00
*			
*			
*		

VARIABLE NAME	UNIT OF MEASUREMENT	DATA SUBSET
U SMSM	PPM	BGNS

HISTOGRAM

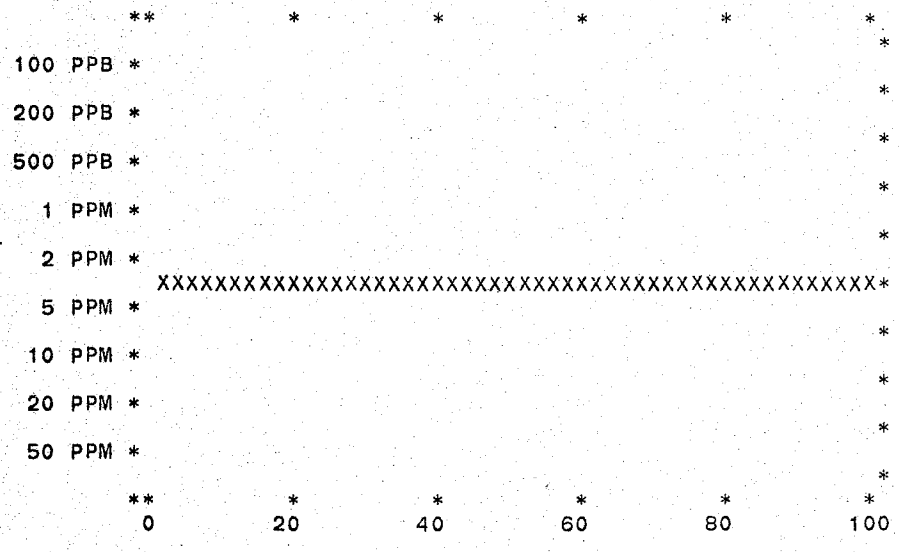

	N	%	CUM %
XXXXXXXXXXXXXXXXXXXXXXXXXXXXXXXXXXXXXXXXXXXXXXXXXX	6	100.00	100.00

SUMMARY STATISTICS

TOTAL NUMBER OF SAMPLES	6
NUMBER OF ZERO VALUE SAMPLES	0
NUMBER OF NON-ZERO SAMPLES	6
ARITHMETIC MEAN	2.9667
VARIANCE	.1107
STANDARD DEVIATION	.3327
SKEW	-.1455
EXCESS KURTOSIS	-1.2159
COEFFICIENT OF VARIANCE, %	11.2135
STANDARD ERROR OF THE MEAN	.1358
LOWER 95% LIMIT ON THE MEAN	2.6343
UPPER 95% LIMIT ON THE MEAN	3.2990
LOWER 95% LIMIT ON THE RANGE	2.1526
UPPER 95% LIMIT ON THE RANGE	3.7807
GEOMETRIC MEAN	2.9509
LOG10 MEAN	.4699
LOG10 VARIANCE	.0024
LOG10 STANDARD DEVIATION	.0494
STANDARD ERROR ON THE MEAN	.0202
LOWER 95% LIMIT ON THE MEAN	2.6337
UPPER 95% LIMIT ON THE MEAN	3.3062
LOWER 95% LIMIT ON THE RANGE	2.2336
UPPER 95% LIMIT ON THE RANGE	3.8985
MINIMUM VALUE	2.5000
25TH PERCENTILE OR 1ST QUARTILE	2.7000
50TH PERCENTILE OR MEDIAN	3.1000
75TH PERCENTILE OR 3RD QUARTILE	3.2000
80TH PERCENTILE	3.4000
90TH PERCENTILE	3.4000
95TH PERCENTILE	3.4000
98TH PERCENTILE	3.4000
99TH PERCENTILE	3.4000
MAXIMUM VALUE	3.4000

VARIABLE NAME: U SMSM
UNIT OF MEASUREMENT: PPM
DATA SUBSET: GRDR

HISTOGRAM

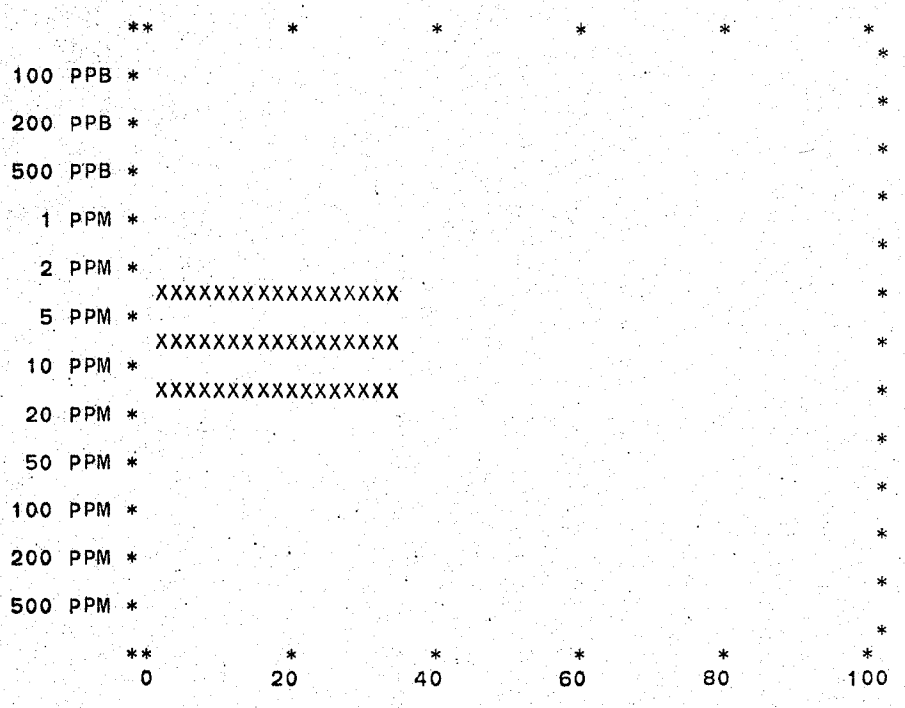

	N	%	CUM %
XXXXXXXXXXXXXXXX	1	33.33	33.33
XXXXXXXXXXXXXXXX	1	33.33	66.67
XXXXXXXXXXXXXXXX	1	33.33	100.00

SUMMARY STATISTICS

TOTAL NUMBER OF SAMPLES	3
NUMBER OF ZERO VALUE SAMPLES	0
NUMBER OF NON-ZERO SAMPLES	3
ARITHMETIC MEAN	8.1333
VARIANCE	25.1233
STANDARD DEVIATION	5.0123
SKEW	-.5433
EXCESS KURTOSIS	-1.5000
COEFFICIENT OF VARIANCE, %	61.6269
STANDARD ERROR OF THE MEAN	2.8939
LOWER 95% LIMIT ON THE MEAN	-1.0749
UPPER 95% LIMIT ON THE MEAN	17.3416
LOWER 95% LIMIT ON THE RANGE	-7.8159
UPPER 95% LIMIT ON THE RANGE	24.0825
GEOMETRIC MEAN	6.6678
LOG10 MEAN	.8240
LOG10 VARIANCE	.1382
LOG10 STANDARD DEVIATION	.3718
STANDARD ERROR ON THE MEAN	.2147
LOWER 95% LIMIT ON THE MEAN	1.3834
UPPER 95% LIMIT ON THE MEAN	32.1379
LOWER 95% LIMIT ON THE RANGE	.4375
UPPER 95% LIMIT ON THE RANGE	101.6324
MINIMUM VALUE	2.5000
25TH PERCENTILE OR 1ST QUARTILE	9.8000
50TH PERCENTILE OR MEDIAN	9.8000
75TH PERCENTILE OR 3RD QUARTILE	12.1000
80TH PERCENTILE	12.1000
90TH PERCENTILE	12.1000
95TH PERCENTILE	12.1000
98TH PERCENTILE	12.1000
99TH PERCENTILE	12.1000
MAXIMUM VALUE	12.1000

VARIABLE NAME	UNIT OF MEASUREMENT	DATA SUBSET
U SMSM	PPM	UMFC



NUMBER OF NON-ZERO SAMPLES IS LT 3 - NO HISTOGRAM

SUMMARY STATISTICS

TOTAL NUMBER OF SAMPLES	1
NUMBER OF ZERO VALUE SAMPLES	0
NUMBER OF NON-ZERO SAMPLES	1
ARITHMETIC MEAN	4.5000
VARIANCE	.0000
STANDARD DEVIATION	.0000
SKEW	.0000
EXCESS KURTOSIS	.0000
COEFFICIENT OF VARIANCE, %	.0000
STANDARD ERROR OF THE MEAN	.0000
LOWER 95% LIMIT ON THE MEAN	4.5000
UPPER 95% LIMIT ON THE MEAN	4.5000
LOWER 95% LIMIT ON THE RANGE	4.5000
UPPER 95% LIMIT ON THE RANGE	4.5000
GEOMETRIC MEAN	4.5000
LOG10 MEAN	.6532
LOG10 VARIANCE	.0000
LOG10 STANDARD DEVIATION	.0000
STANDARD ERROR ON THE MEAN	.0000
LOWER 95% LIMIT ON THE MEAN	4.5000
UPPER 95% LIMIT ON THE MEAN	4.5000
LOWER 95% LIMIT ON THE RANGE	4.5000
UPPER 95% LIMIT ON THE RANGE	4.5000
MINIMUM VALUE	4.5000
25TH PERCENTILE OR 1ST QUARTILE	4.5000
50TH PERCENTILE OR MEDIAN	4.5000
75TH PERCENTILE OR 3RD QUARTILE	4.5000
80TH PERCENTILE	4.5000
90TH PERCENTILE	4.5000
95TH PERCENTILE	4.5000
98TH PERCENTILE	4.5000
99TH PERCENTILE	4.5000
MAXIMUM VALUE	4.5000

REGIONAL STREAM SEDIMENT AND WATER GEOCHEMICAL RECONNAISSANCE DATA, YUKON TERRITORY 1977. GSC-OF 520, NGR 31-1977, NTS 116B,C,F,G

VARIABLE NAME	UNIT OF MEASUREMENT	DATA SUBSET
U SMSM	PPM	UKNN

HISTOGRAM

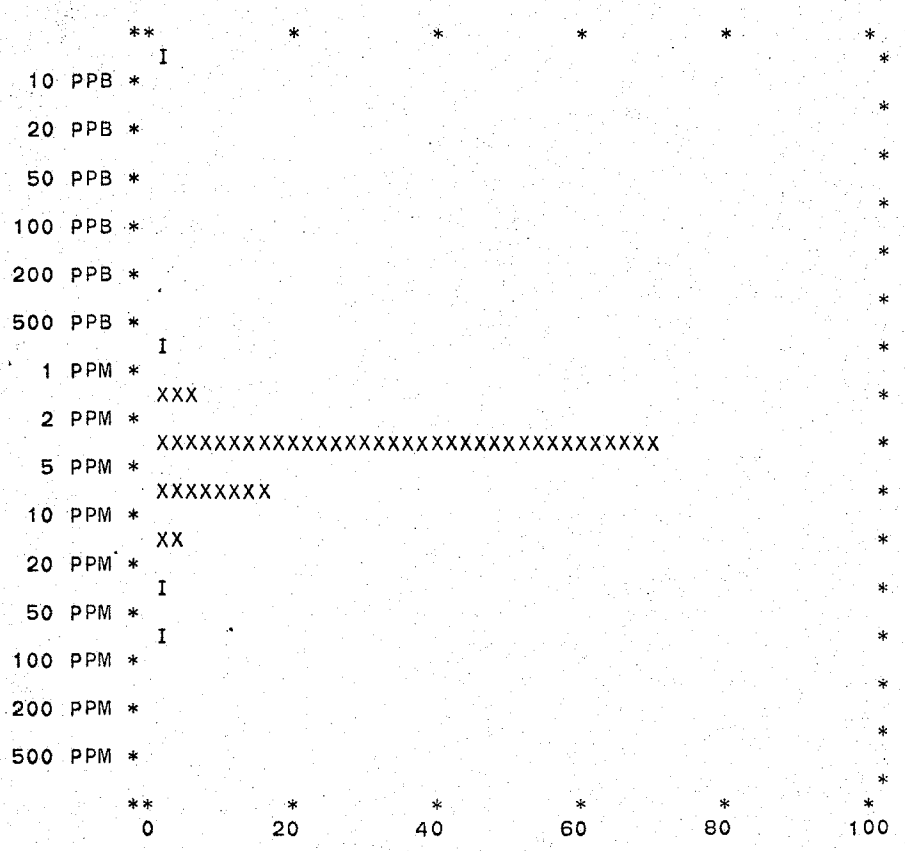

	N	%	CUM %
10 PPB	3	.49	.49
20 PPB			
50 PPB			
100 PPB			
200 PPB			
500 PPB			
1 PPM	6	.99	1.48
2 PPM	41	6.73	8.21
5 PPM	429	70.44	78.65
10 PPM	103	16.91	95.57
20 PPM	22	3.61	99.18
50 PPM	4	.66	99.84
100 PPM	1	.16	100.00
200 PPM			
500 PPM			

SUMMARY STATISTICS

TOTAL NUMBER OF SAMPLES	609
NUMBER OF ZERO VALUE SAMPLES	3
NUMBER OF NON-ZERO SAMPLES	606
ARITHMETIC MEAN	4.4483
VARIANCE	12.9793
STANDARD DEVIATION	3.6027
SKEW	6.1892
EXCESS KURTOSIS	65.6225
COEFFICIENT OF VARIANCE, %	80.9891
STANDARD ERROR OF THE MEAN	.1463
LOWER 95% LIMIT ON THE MEAN	4.1609
UPPER 95% LIMIT ON THE MEAN	4.7358
LOWER 95% LIMIT ON THE RANGE	-2.6272
UPPER 95% LIMIT ON THE RANGE	11.5239
GEOMETRIC MEAN	3.7833
LOG10 MEAN	.5779
LOG10 VARIANCE	.0524
LOG10 STANDARD DEVIATION	.2290
STANDARD ERROR ON THE MEAN	.0093
LOWER 95% LIMIT ON THE MEAN	3.6274
UPPER 95% LIMIT ON THE MEAN	3.9458
LOWER 95% LIMIT ON THE RANGE	1.3433
UPPER 95% LIMIT ON THE RANGE	10.6554
MINIMUM VALUE	.7000
25TH PERCENTILE OR 1ST QUARTILE	2.9000
50TH PERCENTILE OR MEDIAN	3.6000
75TH PERCENTILE OR 3RD QUARTILE	4.7000
80TH PERCENTILE	5.3000
90TH PERCENTILE	6.9000
95TH PERCENTILE	9.7000
98TH PERCENTILE	16.2000
99TH PERCENTILE	18.9000
MAXIMUM VALUE	54.3000

SUMMARY STATISTICS

SUBSET	VARIABLE		UNITS	N	ARITH MEAN	STD DEV	CV %	SKEW	EXCESS KURT	95% LIMITS ON MEAN		GEOM MEAN	LOG 10 MEAN	STD DEV	95% LIMITS ON MEAN	
QRTZ	U	SMSM	PPM	337	4.83	7.29	150.9	11.18	156.71	4.05	5.61	3.88	.5893	.2172	3.68	4.10
SLSN	U	SMSM	PPM	11	4.66	1.10	23.6	.99	.15	3.93	5.39	4.56	.6587	.0960	3.94	5.28
SNDS	U	SMSM	PPM	122	6.32	13.5	213.0	7.49	63.99	3.91	8.74	4.09	.6112	.2965	3.61	4.62
ARGL	U	SMSM	PPM	120	4.79	3.76	78.6	3.74	17.95	4.11	5.47	4.04	.6067	.2318	3.67	4.45
SHLE	U	SMSM	PPM	111	5.92	3.70	62.4	1.77	3.44	5.23	6.62	5.04	.7021	.2509	4.52	5.61
DORT	U	SMSM	PPM	8	4.01	3.73	92.9	1.73	2.02	.972	7.05	2.43	.3862	.6051	.781	7.58
BSLT	U	SMSM	PPM	25	4.14	3.75	90.7	4.26	17.38	2.59	5.68	3.55	.5501	.1999	2.94	4.29
LMSN	U	SMSM	PPM	83	3.87	2.57	66.4	3.41	16.43	3.31	4.43	3.34	.5243	.2298	2.98	3.75
DLMT	U	SMSM	PPM	80	2.64	1.17	44.5	.95	.43	2.38	2.90	2.40	.3807	.1892	2.18	2.65
SYNT	U	SMSM	PPM	7	29.5	20.2	68.5	1.06	-.12	11.5	47.6	24.6	1.3904	.2815	13.8	43.9
GLCM	U	SMSM	PPM	96	3.75	3.65	97.5	7.22	60.13	3.01	4.49	3.20	.5046	.2132	2.89	3.53
BEXV	U	SMSM	PPM	11	3.24	1.64	50.6	1.44	1.46	2.15	4.32	2.94	.4681	.1932	2.19	3.95
SCST	U	SMSM	PPM	58	4.47	2.23	50.0	1.94	5.26	3.88	5.06	4.06	.6081	.1854	3.63	4.54
GRNS	U	SMSM	PPM	30	3.99	2.37	59.3	2.35	5.74	3.11	4.88	3.56	.5513	.1960	3.01	4.21
BGNS	U	SMSM	PPM	6	2.97	.333	11.2	-.15	-1.22	2.63	3.30	2.95	.4699	.0494	2.63	3.31
GRDR	U	SMSM	PPM	3	8.13	5.01	61.6	-.54	-1.50	-1.07	17.3	6.67	.8240	.3718	1.38	32.1
UMFC	U	SMSM	PPM	1	4.50	.100E-05	.0	.00	.00	4.50	4.50	4.50	.6532	.0000	4.50	4.50
UKNN	U	SMSM	PPM	606	4.45	3.60	81.0	6.19	65.62	4.16	4.74	3.78	.5779	.2290	3.63	3.95

SUBSET	VARIABLE		UNITS	N	MIN VALUE	PERCENTILE 25TH	50TH	75TH	80TH	90TH	95TH	98TH	99TH	MAX VALUE
QRTZ	U	SMSM	PPM	337	1.500	3.000	3.600	4.400	4.700	5.800	9.600	22.600	31.400	115.200
SLSN	U	SMSM	PPM	11	3.400	3.900	4.400	5.400	5.900	7.100	7.100	7.100	7.100	7.100
SNDS	U	SMSM	PPM	122	.900	2.900	3.500	4.600	5.300	7.200	22.400	50.800	133.000	133.000
ARGL	U	SMSM	PPM	120	.900	3.000	3.900	5.200	5.600	8.100	12.200	22.400	29.300	29.300
SHLE	U	SMSM	PPM	111	.400	3.300	4.800	7.300	8.000	11.800	14.600	17.800	21.600	21.600
DORT	U	SMSM	PPM	8	.100	2.500	3.600	4.100	4.100	12.700	12.700	12.700	12.700	12.700
BSLT	U	SMSM	PPM	25	1.600	2.800	3.300	4.300	4.300	4.900	21.600	21.600	21.600	21.600
LMSN	U	SMSM	PPM	83	.900	2.400	3.700	4.500	4.600	5.800	7.800	12.900	19.500	19.500
DLMT	U	SMSM	PPM	80	.900	1.800	2.300	3.300	3.500	4.500	5.500	5.700	5.800	5.800
SYNT	U	SMSM	PPM	7	9.700	19.100	19.100	43.600	68.200	68.200	68.200	68.200	68.200	68.200
GLCM	U	SMSM	PPM	96	.800	2.500	3.000	3.800	4.400	5.900	6.900	10.100	35.800	35.800
BEXV	U	SMSM	PPM	11	1.600	2.300	2.900	3.900	4.700	7.300	7.300	7.300	7.300	7.300
SCST	U	SMSM	PPM	58	2.000	2.900	3.900	5.400	5.700	7.300	9.200	14.400	14.400	14.400
GRNS	U	SMSM	PPM	30	2.000	2.600	3.000	5.000	5.500	5.700	10.000	12.900	12.900	12.900
BGNS	U	SMSM	PPM	6	2.500	2.700	3.100	3.200	3.400	3.400	3.400	3.400	3.400	3.400
GRDR	U	SMSM	PPM	3	2.500	9.800	9.800	12.100	12.100	12.100	12.100	12.100	12.100	12.100
UMFC	U	SMSM	PPM	1	4.500	4.500	4.500	4.500	4.500	4.500	4.500	4.500	4.500	4.500
UKNN	U	SMSM	PPM	606	.700	2.900	3.600	4.700	5.300	6.900	9.700	16.200	18.900	54.300

VARIABLE NAME: U-W SRMW
UNIT OF MEASUREMENT: PPB
DATA SUBSET: QRTZ

HISTOGRAM

		N	%	CUM %
1 PPT	XX	11	3.17	3.17
2 PPT				
5 PPT				
10 PPT	XXXXXXXXXXX	78	22.48	25.65
20 PPT	XX	15	4.32	29.97
50 PPT	XXXXXX	39	11.24	41.21
100 PPT	XXXXX	36	10.37	51.59
200 PPT	XXXXXXX	51	14.70	66.28
500 PPT	XXXXXX	42	12.10	78.39
1 PPB	XXXXXX	43	12.39	90.78
2 PPB	XXXX	26	7.49	98.27
5 PPB	X	5	1.44	99.71
10 PPB	I	1	.29	100.00
20 PPB				
50 PPB				
100 PPB				
200 PPB				
500 PPB				

0 20 40 60 80 100

PERCENT

SUMMARY STATISTICS

TOTAL NUMBER OF SAMPLES	347
NUMBER OF ZERO VALUE SAMPLES	11
NUMBER OF NON-ZERO SAMPLES	336
ARITHMETIC MEAN	.7328
VARIANCE	1.6751
STANDARD DEVIATION	1.2942
SKEW	3.7652
EXCESS KURTOSIS	19.1659
COEFFICIENT OF VARIANCE, %	176.6097
STANDARD ERROR OF THE MEAN	.0706
LOWER 95% LIMIT ON THE MEAN	.5939
UPPER 95% LIMIT ON THE MEAN	.8717
LOWER 95% LIMIT ON THE RANGE	-1.8133
UPPER 95% LIMIT ON THE RANGE	3.2790
GEOMETRIC MEAN	.2028
LOG10 MEAN	-.6930
LOG10 VARIANCE	.5729
LOG10 STANDARD DEVIATION	.7569
STANDARD ERROR ON THE MEAN	.0413
LOWER 95% LIMIT ON THE MEAN	.1682
UPPER 95% LIMIT ON THE MEAN	.2445
LOWER 95% LIMIT ON THE RANGE	.0066
UPPER 95% LIMIT ON THE RANGE	6.2522
MINIMUM VALUE	.0200
25TH PERCENTILE OR 1ST QUARTILE	.0400
50TH PERCENTILE OR MEDIAN	.2200
75TH PERCENTILE OR 3RD QUARTILE	.9400
80TH PERCENTILE	1.2000
90TH PERCENTILE	2.0000
95TH PERCENTILE	3.0000
98TH PERCENTILE	4.6000
99TH PERCENTILE	7.5000
MAXIMUM VALUE	10.8000

REGIONAL STREAM SEDIMENT AND WATER GEOCHEMICAL RECONNAISSANCE DATA, YUKON TERRITORY 1977. GSC-OF 520, NGR 31-1977, NTS 116B,C,F,G

VARIABLE NAME: U-W SRMW
UNIT OF MEASUREMENT: PPB
DATA SUBSET: SLSN

HISTOGRAM



	N	%	CUM %
10 PPT	5	45.45	45.45
20 PPT	1	9.09	54.55
50 PPT	2	18.18	72.73
100 PPT	2	18.18	90.91
1 PPB	1	9.09	100.00

SUMMARY STATISTICS

TOTAL NUMBER OF SAMPLES	11
NUMBER OF ZERO VALUE SAMPLES	0
NUMBER OF NON-ZERO SAMPLES	11
ARITHMETIC MEAN	.1509
VARIANCE	.1135
STANDARD DEVIATION	.3369
SKEW	2.7807
EXCESS KURTOSIS	5.8735
COEFFICIENT OF VARIANCE, %	223.2150
STANDARD ERROR OF THE MEAN	.1016
LOWER 95% LIMIT ON THE MEAN	-.0726
UPPER 95% LIMIT ON THE MEAN	.3745
LOWER 95% LIMIT ON THE RANGE	-.5905
UPPER 95% LIMIT ON THE RANGE	.8923
GEOMETRIC MEAN	.0521
LOG10 MEAN	-1.2831
LOG10 VARIANCE	.2964
LOG10 STANDARD DEVIATION	.5444
STANDARD ERROR ON THE MEAN	.1641
LOWER 95% LIMIT ON THE MEAN	.0227
UPPER 95% LIMIT ON THE MEAN	.1197
LOWER 95% LIMIT ON THE RANGE	.0033
UPPER 95% LIMIT ON THE RANGE	.8226
MINIMUM VALUE	.0200
25TH PERCENTILE OR 1ST QUARTILE	.0200
50TH PERCENTILE OR MEDIAN	.0400
75TH PERCENTILE OR 3RD QUARTILE	.1200
80TH PERCENTILE	.1200
90TH PERCENTILE	1.1600
95TH PERCENTILE	1.1600
98TH PERCENTILE	1.1600
99TH PERCENTILE	1.1600
MAXIMUM VALUE	1.1600

VARIABLE NAME	UNIT OF MEASUREMENT	DATA SUBSET
U-W SRMW	PPB	SNDS

HISTOGRAM

		N	%	CUM %
1 PPT	I	1	.79	.79
2 PPT				
5 PPT				
10 PPT				
20 PPT	XXXXXXXXXXXXXXXXXXXXXX	59	46.83	47.62
50 PPT	XXXXXXX	18	14.29	61.90
100 PPT	XXXXXXX	18	14.29	76.19
200 PPT	XXXX	11	8.73	84.92
500 PPT	XXX	8	6.35	91.27
1 PPB	X	3	2.38	93.65
2 PPB	XX	4	3.17	96.83
5 PPB	XX	4	3.17	100.00
10 PPB				
20 PPB				
50 PPB				

0 20 40 60 80 100

PERCENT

SUMMARY STATISTICS

TOTAL NUMBER OF SAMPLES	126
NUMBER OF ZERO VALUE SAMPLES	1
NUMBER OF NON-ZERO SAMPLES	125
ARITHMETIC MEAN	.1984
VARIANCE	.2153
STANDARD DEVIATION	.4641
SKEW	3.5320
EXCESS KURTOSIS	12.1695
COEFFICIENT OF VARIANCE, %	233.8980
STANDARD ERROR OF THE MEAN	.0415
LOWER 95% LIMIT ON THE MEAN	.1163
UPPER 95% LIMIT ON THE MEAN	.2805
LOWER 95% LIMIT ON THE RANGE	-.7200
UPPER 95% LIMIT ON THE RANGE	1.1168
GEOMETRIC MEAN	.0567
LOG10 MEAN	-1.2463
LOG10 VARIANCE	.3382
LOG10 STANDARD DEVIATION	.5816
STANDARD ERROR ON THE MEAN	.0520
LOWER 95% LIMIT ON THE MEAN	.0447
UPPER 95% LIMIT ON THE MEAN	.0719
LOWER 95% LIMIT ON THE RANGE	.0040
UPPER 95% LIMIT ON THE RANGE	.8027
MINIMUM VALUE	.0200
25TH PERCENTILE OR 1ST QUARTILE	.0200
50TH PERCENTILE OR MEDIAN	.0400
75TH PERCENTILE OR 3RD QUARTILE	.1000
80TH PERCENTILE	.1600
90TH PERCENTILE	.4800
95TH PERCENTILE	1.2400
98TH PERCENTILE	2.2000
99TH PERCENTILE	2.5000
MAXIMUM VALUE	2.5000

VARIABLE NAME: U-W SRMW
UNIT OF MEASUREMENT: PPB
DATA SUBSET: ARGL

HISTOGRAM

		N	%	CUM %
1 PPT	XX	6	4.96	4.96
2 PPT				
5 PPT				
10 PPT				
20 PPT	XXXXXXX	16	13.22	18.18
50 PPT	XX	5	4.13	22.31
100 PPT	XXXX	9	7.44	29.75
200 PPT	XXXX	9	7.44	37.19
500 PPT	XXXXXXXXXX	25	20.66	57.85
1 PPB	XXXXXXXXXXXXXX	34	28.10	85.95
2 PPB	XXX	8	6.61	92.56
5 PPB	XX	6	4.96	97.52
10 PPB	X	3	2.48	100.00
20 PPB				
50 PPB				

0 20 40 60 80 100
PERCENT

SUMMARY STATISTICS

TOTAL NUMBER OF SAMPLES	121
NUMBER OF ZERO VALUE SAMPLES	6
NUMBER OF NON-ZERO SAMPLES	115
ARITHMETIC MEAN	.7751
VARIANCE	1.8684
STANDARD DEVIATION	1.3669
SKEW	3.7552
EXCESS KURTOSIS	15.1778
COEFFICIENT OF VARIANCE, %	176.3426
STANDARD ERROR OF THE MEAN	.1275
LOWER 95% LIMIT ON THE MEAN	.5226
UPPER 95% LIMIT ON THE MEAN	1.0276
LOWER 95% LIMIT ON THE RANGE	-1.9327
UPPER 95% LIMIT ON THE RANGE	3.4829
GEOMETRIC MEAN	.2878
LOG10 MEAN	-.5409
LOG10 VARIANCE	.4508
LOG10 STANDARD DEVIATION	.6714
STANDARD ERROR ON THE MEAN	.0626
LOWER 95% LIMIT ON THE MEAN	.2163
UPPER 95% LIMIT ON THE MEAN	.3830
LOWER 95% LIMIT ON THE RANGE	.0135
UPPER 95% LIMIT ON THE RANGE	6.1541
MINIMUM VALUE	.0200
25TH PERCENTILE OR 1ST QUARTILE	.0800
50TH PERCENTILE OR MEDIAN	.4400
75TH PERCENTILE OR 3RD QUARTILE	.7400
80TH PERCENTILE	.9600
90TH PERCENTILE	1.5000
95TH PERCENTILE	4.0000
98TH PERCENTILE	7.7000
99TH PERCENTILE	8.4000
MAXIMUM VALUE	8.4000

VARIABLE NAME: U-W SRMW
UNIT OF MEASUREMENT: PPB
DATA SUBSET: SHLE

HISTOGRAM

		N	%	CUM %
1 PPT	XX	4	3.54	3.54
2 PPT				
5 PPT				
10 PPT	XXXXXXX	15	13.27	16.81
20 PPT	X	2	1.77	18.58
50 PPT	XXXX	9	7.96	26.55
100 PPT	XXXX	9	7.96	34.51
200 PPT	XXXXXXXXXX	23	20.35	54.87
500 PPT	XXXXXXXX	17	15.04	69.91
1 PPB	XXXXXXX	16	14.16	84.07
2 PPB	XXXXX	11	9.73	93.81
5 PPB	X	2	1.77	95.58
10 PPB	X	3	2.65	98.23
20 PPB	X	2	1.77	100.00
50 PPB				
100 PPB				
200 PPB				
500 PPB				

0 20 40 60 80 100

PERCENT

SUMMARY STATISTICS

TOTAL NUMBER OF SAMPLES	113
NUMBER OF ZERO VALUE SAMPLES	4
NUMBER OF NON-ZERO SAMPLES	109
ARITHMETIC MEAN	1.6169
VARIANCE	13.1087
STANDARD DEVIATION	3.6206
SKEW	4.0835
EXCESS KURTOSIS	17.3861
COEFFICIENT OF VARIANCE, %	223.9243
STANDARD ERROR OF THE MEAN	.3468
LOWER 95% LIMIT ON THE MEAN	.9295
UPPER 95% LIMIT ON THE MEAN	2.3043
LOWER 95% LIMIT ON THE RANGE	-5.5599
UPPER 95% LIMIT ON THE RANGE	8.7936
GEOMETRIC MEAN	.4069
LOG10 MEAN	-.3905
LOG10 VARIANCE	.5986
LOG10 STANDARD DEVIATION	.7737
STANDARD ERROR ON THE MEAN	.0741
LOWER 95% LIMIT ON THE MEAN	.2901
UPPER 95% LIMIT ON THE MEAN	.5706
LOWER 95% LIMIT ON THE RANGE	.0119
UPPER 95% LIMIT ON THE RANGE	13.9030
MINIMUM VALUE	.0200
25TH PERCENTILE OR 1ST QUARTILE	.1200
50TH PERCENTILE OR MEDIAN	.4600
75TH PERCENTILE OR 3RD QUARTILE	1.5000
80TH PERCENTILE	1.9000
90TH PERCENTILE	2.8000
95TH PERCENTILE	12.0000
98TH PERCENTILE	21.1000
99TH PERCENTILE	22.0000
MAXIMUM VALUE	22.0000

VARIABLE NAME: U-W SRMW
UNIT OF MEASUREMENT: PPB
DATA SUBSET: DORT

HISTOGRAM



	N	%	CUM %
XXXXXXXXXXXXXXXXXXXXXXXXXXXXXX	5	62.50	62.50
XXXXXX	1	12.50	75.00
XXXXXX	1	12.50	87.50
XXXXXX	1	12.50	100.00

SUMMARY STATISTICS

TOTAL NUMBER OF SAMPLES	8
NUMBER OF ZERO VALUE SAMPLES	0
NUMBER OF NON-ZERO SAMPLES	8
ARITHMETIC MEAN	.0675
VARIANCE	.0123
STANDARD DEVIATION	.1111
SKEW	2.1934
EXCESS KURTOSIS	2.9440
COEFFICIENT OF VARIANCE, %	164.5426
STANDARD ERROR OF THE MEAN	.0393
LOWER 95% LIMIT ON THE MEAN	-.0231
UPPER 95% LIMIT ON THE MEAN	.1581
LOWER 95% LIMIT ON THE RANGE	-.1886
UPPER 95% LIMIT ON THE RANGE	.3236
GEOMETRIC MEAN	.0357
LOG10 MEAN	-1.4479
LOG10 VARIANCE	.1897
LOG10 STANDARD DEVIATION	.4356
STANDARD ERROR ON THE MEAN	.1540
LOWER 95% LIMIT ON THE MEAN	.0157
UPPER 95% LIMIT ON THE MEAN	.0808
LOWER 95% LIMIT ON THE RANGE	.0035
UPPER 95% LIMIT ON THE RANGE	.3602
MINIMUM VALUE	.0200
25TH PERCENTILE OR 1ST QUARTILE	.0200
50TH PERCENTILE OR MEDIAN	.0200
75TH PERCENTILE OR 3RD QUARTILE	.0600
80TH PERCENTILE	.0600
90TH PERCENTILE	.3400
95TH PERCENTILE	.3400
98TH PERCENTILE	.3400
99TH PERCENTILE	.3400
MAXIMUM VALUE	.3400

VARIABLE NAME	UNIT OF MEASUREMENT	DATA SUBSET
U-W SRMW	PPB	BSLT

HISTOGRAM

		N	%	CUM %
1 PPT	XXXX	2	7.69	7.69
2 PPT				
5 PPT				
10 PPT				
20 PPT	XXXXXXXXXXXXXXXXXXXX	11	42.31	50.00
50 PPT	XX	1	3.85	53.85
100 PPT	XXXXXX	3	11.54	65.38
200 PPT	XXXXXXXX	4	15.38	80.77
500 PPT	XXXXXX	3	11.54	92.31
1 PPB	XX	1	3.85	96.15
2 PPB	XX	1	3.85	100.00
5 PPB				
10 PPB				
20 PPB				
50 PPB				

0 20 40 60 80 100

PERCENT

SUMMARY STATISTICS

TOTAL NUMBER OF SAMPLES	26
NUMBER OF ZERO VALUE SAMPLES	2
NUMBER OF NON-ZERO SAMPLES	24
ARITHMETIC MEAN	.2083
VARIANCE	.1634
STANDARD DEVIATION	.4042
SKEW	3.0077
EXCESS KURTOSIS	8.6125
COEFFICIENT OF VARIANCE, %	194.0327
STANDARD ERROR OF THE MEAN	.0825
LOWER 95% LIMIT ON THE MEAN	.0380
UPPER 95% LIMIT ON THE MEAN	.3786
LOWER 95% LIMIT ON THE RANGE	-.6260
UPPER 95% LIMIT ON THE RANGE	1.0427
GEOMETRIC MEAN	.0695
LOG10 MEAN	-1.1579
LOG10 VARIANCE	.3734
LOG10 STANDARD DEVIATION	.6111
STANDARD ERROR ON THE MEAN	.1247
LOWER 95% LIMIT ON THE MEAN	.0384
UPPER 95% LIMIT ON THE MEAN	.1257
LOWER 95% LIMIT ON THE RANGE	.0038
UPPER 95% LIMIT ON THE RANGE	1.2685
MINIMUM VALUE	.0200
25TH PERCENTILE OR 1ST QUARTILE	.0200
50TH PERCENTILE OR MEDIAN	.0800
75TH PERCENTILE OR 3RD QUARTILE	.1600
80TH PERCENTILE	.2400
90TH PERCENTILE	1.0000
95TH PERCENTILE	1.8000
98TH PERCENTILE	1.8000
99TH PERCENTILE	1.8000
MAXIMUM VALUE	1.8000

VARIABLE NAME	UNIT OF MEASUREMENT	DATA SUBSET
U-W SRMW	PPB	LMSN

HISTOGRAM

	N	%	CUM %
1 PPT	5	6.02	6.02
2 PPT			
5 PPT			
10 PPT			
20 PPT	3	3.61	9.64
50 PPT	2	2.41	12.05
100 PPT	4	4.82	16.87
200 PPT	11	13.25	30.12
500 PPT	23	27.71	57.83
1 PPB	23	27.71	85.54
2 PPB	8	9.64	95.18
5 PPB	4	4.82	100.00
10 PPB			
20 PPB			
50 PPB			

0 20 40 60 80 100

PERCENT

SUMMARY STATISTICS

TOTAL NUMBER OF SAMPLES	83
NUMBER OF ZERO VALUE SAMPLES	5
NUMBER OF NON-ZERO SAMPLES	78
ARITHMETIC MEAN	.6472
VARIANCE	.4191
STANDARD DEVIATION	.6474
SKEW	1.9440
EXCESS KURTOSIS	4.0490
COEFFICIENT OF VARIANCE, %	100.0304
STANDARD ERROR OF THE MEAN	.0733
LOWER 95% LIMIT ON THE MEAN	.5012
UPPER 95% LIMIT ON THE MEAN	.7931
LOWER 95% LIMIT ON THE RANGE	-.6418
UPPER 95% LIMIT ON THE RANGE	1.9361
GEOMETRIC MEAN	.3897
LOG10 MEAN	-.4093
LOG10 VARIANCE	.2443
LOG10 STANDARD DEVIATION	.4943
STANDARD ERROR ON THE MEAN	.0560
LOWER 95% LIMIT ON THE MEAN	.3015
UPPER 95% LIMIT ON THE MEAN	.5036
LOWER 95% LIMIT ON THE RANGE	.0404
UPPER 95% LIMIT ON THE RANGE	3.7567
MINIMUM VALUE	.0200
25TH PERCENTILE OR 1ST QUARTILE	.1800
50TH PERCENTILE OR MEDIAN	.4800
75TH PERCENTILE OR 3RD QUARTILE	.8800
80TH PERCENTILE	.9600
90TH PERCENTILE	1.5000
95TH PERCENTILE	2.3000
98TH PERCENTILE	2.9000
99TH PERCENTILE	3.2000
MAXIMUM VALUE	3.2000

REGIONAL STREAM SEDIMENT AND WATER GEOCHEMICAL RECONNAISSANCE DATA, YUKON TERRITORY 1977. GSC-OF 520, NGR 31-1977, NTS 116B,C,F,G

VARIABLE NAME: U-W SRMW
UNIT OF MEASUREMENT: PPB
DATA SUBSET: DLMT

HISTOGRAM

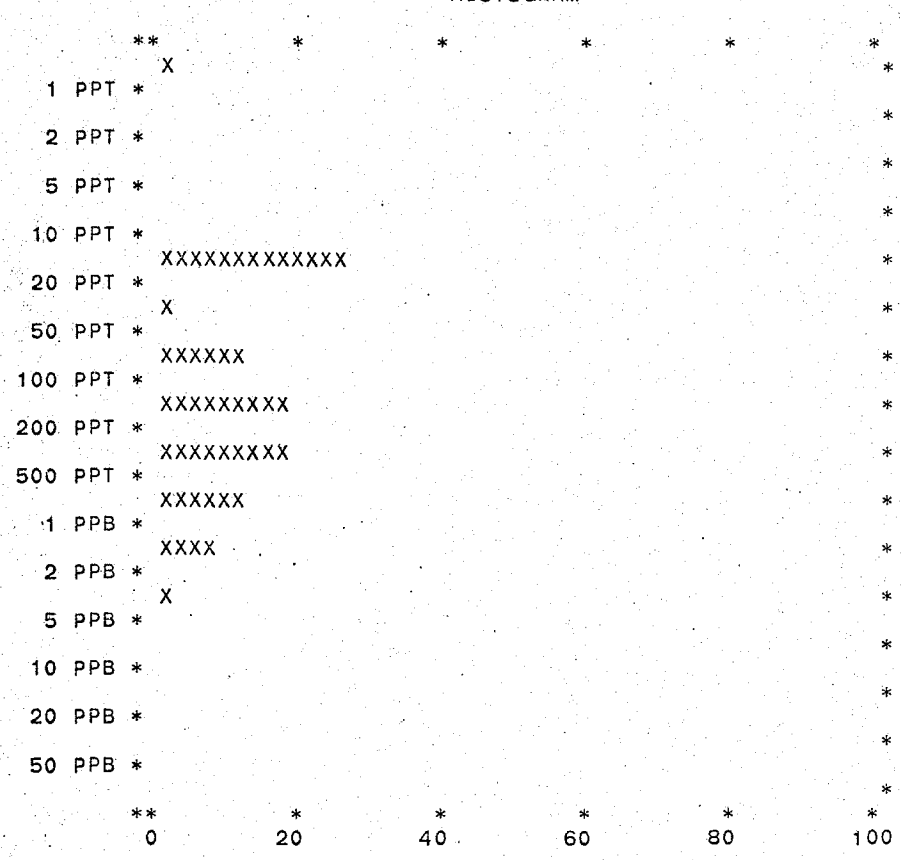

	N	%	CUM %
	2	2.50	2.50
	20	25.00	27.50
	2	2.50	30.00
	9	11.25	41.25
	14	17.50	58.75
	15	18.75	77.50
	10	12.50	90.00
	7	8.75	98.75
	1	1.25	100.00

SUMMARY STATISTICS

TOTAL NUMBER OF SAMPLES	80
NUMBER OF ZERO VALUE SAMPLES	2
NUMBER OF NON-ZERO SAMPLES	78
ARITHMETIC MEAN	.3892
VARIANCE	.3275
STANDARD DEVIATION	.5723
SKEW	2.9271
EXCESS KURTOSIS	11.5086
COEFFICIENT OF VARIANCE, %	147.0270
STANDARD ERROR OF THE MEAN	.0648
LOWER 95% LIMIT ON THE MEAN	.2602
UPPER 95% LIMIT ON THE MEAN	.5182
LOWER 95% LIMIT ON THE RANGE	-.7502
UPPER 95% LIMIT ON THE RANGE	1.5287
GEOMETRIC MEAN	.1497
LOG10 MEAN	-.8248
LOG10 VARIANCE	.4224
LOG10 STANDARD DEVIATION	.6499
STANDARD ERROR ON THE MEAN	.0736
LOWER 95% LIMIT ON THE MEAN	.1068
UPPER 95% LIMIT ON THE MEAN	.2098
LOWER 95% LIMIT ON THE RANGE	.0076
UPPER 95% LIMIT ON THE RANGE	2.9456
MINIMUM VALUE	.0200
25TH PERCENTILE OR 1ST QUARTILE	.0200
50TH PERCENTILE OR MEDIAN	.1600
75TH PERCENTILE OR 3RD QUARTILE	.4600
80TH PERCENTILE	.6600
90TH PERCENTILE	1.1000
95TH PERCENTILE	1.5000
98TH PERCENTILE	1.7000
99TH PERCENTILE	3.6000
MAXIMUM VALUE	3.6000

VARIABLE NAME	UNIT OF MEASUREMENT	DATA SUBSET
U-W SRMW	PPB	SYNT

HISTOGRAM

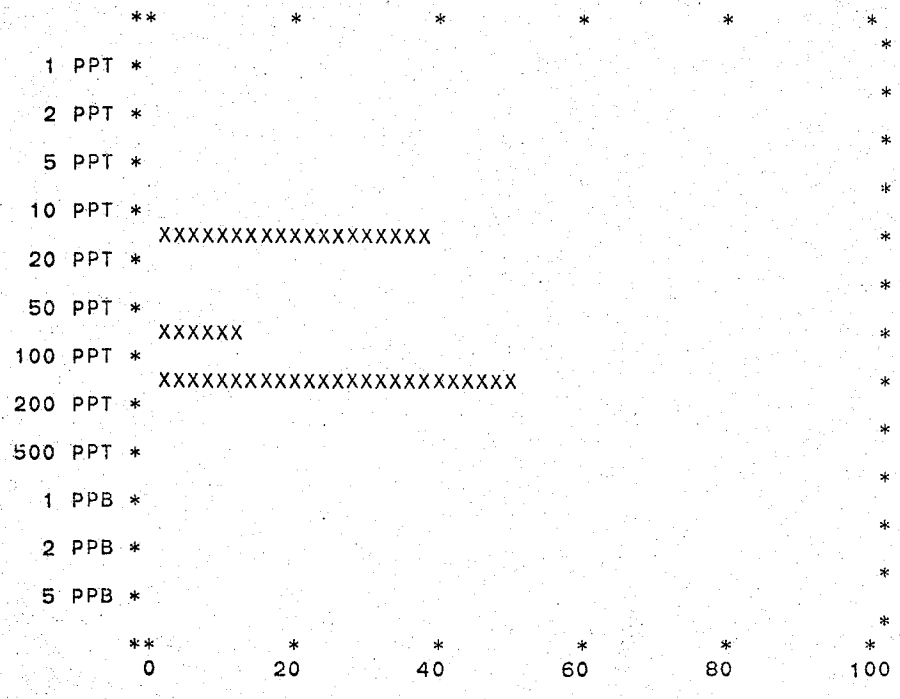

	N	%	CUM %
	3	37.50	37.50
	1	12.50	50.00
	4	50.00	100.00

SUMMARY STATISTICS

TOTAL NUMBER OF SAMPLES	8
NUMBER OF ZERO VALUE SAMPLES	0
NUMBER OF NON-ZERO SAMPLES	8
ARITHMETIC MEAN	.0900
VARIANCE	.0042
STANDARD DEVIATION	.0650
SKEW	.0533
EXCESS KURTOSIS	-1.5091
COEFFICIENT OF VARIANCE, %	72.2527
STANDARD ERROR OF THE MEAN	.0230
LOWER 95% LIMIT ON THE MEAN	.0370
UPPER 95% LIMIT ON THE MEAN	.1430
LOWER 95% LIMIT ON THE RANGE	-.0600
UPPER 95% LIMIT ON THE RANGE	.2400
GEOMETRIC MEAN	.0635
LOG10 MEAN	-1.1970
LOG10 VARIANCE	.1834
LOG10 STANDARD DEVIATION	.4283
STANDARD ERROR ON THE MEAN	.1514
LOWER 95% LIMIT ON THE MEAN	.0284
UPPER 95% LIMIT ON THE MEAN	.1420
LOWER 95% LIMIT ON THE RANGE	.0065
UPPER 95% LIMIT ON THE RANGE	.6174
MINIMUM VALUE	.0200
25TH PERCENTILE OR 1ST QUARTILE	.0200
50TH PERCENTILE OR MEDIAN	.1200
75TH PERCENTILE OR 3RD QUARTILE	.1600
80TH PERCENTILE	.1600
90TH PERCENTILE	.1800
95TH PERCENTILE	.1800
98TH PERCENTILE	.1800
99TH PERCENTILE	.1800
MAXIMUM VALUE	.1800

VARIABLE NAME	UNIT OF MEASUREMENT	DATA SUBSET
U-W SRMW	PPB	GLCM

HISTOGRAM

		N	%	CUM %
1 PPT	XXXXXX	12	12.50	12.50
2 PPT				
5 PPT				
10 PPT				
20 PPT	XXXXX	10	10.42	22.92
50 PPT				
100 PPT	XXXXXXX	14	14.58	37.50
200 PPT	XXXX	7	7.29	44.79
500 PPT	XXXXXXXXXX	19	19.79	64.58
1 PPB	XXXXXXXXX	18	18.75	83.33
2 PPB	XXXXX	10	10.42	93.75
5 PPB	XXX	5	5.21	98.96
10 PPB	X	1	1.04	100.00
20 PPB				
50 PPB				

0 20 40 60 80 100

PERCENT

SUMMARY STATISTICS

TOTAL NUMBER OF SAMPLES	96
NUMBER OF ZERO VALUE SAMPLES	12
NUMBER OF NON-ZERO SAMPLES	84
ARITHMETIC MEAN	.6998
VARIANCE	1.4018
STANDARD DEVIATION	1.1840
SKEW	5.2005
EXCESS KURTOSIS	34.6951
COEFFICIENT OF VARIANCE, %	169.1998
STANDARD ERROR OF THE MEAN	.1292
LOWER 95% LIMIT ON THE MEAN	.4428
UPPER 95% LIMIT ON THE MEAN	.9567
LOWER 95% LIMIT ON THE RANGE	-1.6553
UPPER 95% LIMIT ON THE RANGE	3.0549
GEOMETRIC MEAN	.2831
LOG10 MEAN	-.5481
LOG10 VARIANCE	.4161
LOG10 STANDARD DEVIATION	.6450
STANDARD ERROR ON THE MEAN	.0704
LOWER 95% LIMIT ON THE MEAN	.2051
UPPER 95% LIMIT ON THE MEAN	.3907
LOWER 95% LIMIT ON THE RANGE	.0148
UPPER 95% LIMIT ON THE RANGE	5.4318
MINIMUM VALUE	.0200
25TH PERCENTILE OR 1ST QUARTILE	.0800
50TH PERCENTILE OR MEDIAN	.3600
75TH PERCENTILE OR 3RD QUARTILE	.7800
80TH PERCENTILE	.9000
90TH PERCENTILE	1.8000
95TH PERCENTILE	2.5000
98TH PERCENTILE	3.1000
99TH PERCENTILE	9.5000
MAXIMUM VALUE	9.5000

VARIABLE NAME	UNIT OF MEASUREMENT	DATA SUBSET
U-W SRMW	PPB	BEXV

HISTOGRAM



	N	%	CUM %
XXXXXXXXX	2	18.18	18.18
XXXXX	1	9.09	27.27
XXXXX	1	9.09	36.36
XXXXX	1	9.09	45.45
XXXXXXXXXXXXXX	3	27.27	72.73
XXXXXXXXX	2	18.18	90.91
XXXXX	1	9.09	100.00

SUMMARY STATISTICS

TOTAL NUMBER OF SAMPLES	11
NUMBER OF ZERO VALUE SAMPLES	2
NUMBER OF NON-ZERO SAMPLES	9
ARITHMETIC MEAN	.6356
VARIANCE	.6738
STANDARD DEVIATION	.8208
SKEW	1.9808
EXCESS KURTOSIS	2.7172
COEFFICIENT OF VARIANCE, %	129.1531
STANDARD ERROR OF THE MEAN	.2736
LOWER 95% LIMIT ON THE MEAN	.0166
UPPER 95% LIMIT ON THE MEAN	1.2545
LOWER 95% LIMIT ON THE RANGE	-1.2212
UPPER 95% LIMIT ON THE RANGE	2.4923
GEOMETRIC MEAN	.3152
LOG10 MEAN	-.5014
LOG10 VARIANCE	.3734
LOG10 STANDARD DEVIATION	.6111
STANDARD ERROR ON THE MEAN	.2037
LOWER 95% LIMIT ON THE MEAN	.1091
UPPER 95% LIMIT ON THE MEAN	.9106
LOWER 95% LIMIT ON THE RANGE	.0131
UPPER 95% LIMIT ON THE RANGE	7.5998

MINIMUM VALUE	.0200
25TH PERCENTILE OR 1ST QUARTILE	.1600
50TH PERCENTILE OR MEDIAN	.3600
75TH PERCENTILE OR 3RD QUARTILE	.8400
80TH PERCENTILE	.8400
90TH PERCENTILE	2.7000
95TH PERCENTILE	2.7000
98TH PERCENTILE	2.7000
99TH PERCENTILE	2.7000
MAXIMUM VALUE	2.7000

VARIABLE NAME	UNIT OF MEASUREMENT	DATA SUBSET
U-W SRMW	PPB	SCST

HISTOGRAM

		N	%	CUM %
10 PPT	XXXXXX	7	12.07	12.07
20 PPT				
50 PPT				
100 PPT				
200 PPT				
500 PPT	XXXXXX	7	12.07	24.14
1 PPB	XXXXXXXX	9	15.52	39.66
2 PPB	XXXXXXXXX	10	17.24	56.90
5 PPB	XXXXXXXXXXXXXX	16	27.59	84.48
10 PPB	XXXXXX	7	12.07	96.55
20 PPB	XX	2	3.45	100.00
50 PPB				
100 PPB				
200 PPB				
500 PPB				

0 20 40 60 80 100

PERCENT

SUMMARY STATISTICS

TOTAL NUMBER OF SAMPLES	58
NUMBER OF ZERO VALUE SAMPLES	7
NUMBER OF NON-ZERO SAMPLES	51
ARITHMETIC MEAN	2.9867
VARIANCE	8.9055
STANDARD DEVIATION	2.9842
SKEW	1.9076
EXCESS KURTOSIS	4.3007
COEFFICIENT OF VARIANCE, %	99.9180
STANDARD ERROR OF THE MEAN	.4179
LOWER 95% LIMIT ON THE MEAN	2.1479
UPPER 95% LIMIT ON THE MEAN	3.8254
LOWER 95% LIMIT ON THE RANGE	-3.0033
UPPER 95% LIMIT ON THE RANGE	8.9766
GEOMETRIC MEAN	1.8169
LOG10 MEAN	.2593
LOG10 VARIANCE	.2202
LOG10 STANDARD DEVIATION	.4693
STANDARD ERROR ON THE MEAN	.0657
LOWER 95% LIMIT ON THE MEAN	1.3410
UPPER 95% LIMIT ON THE MEAN	2.4617
LOWER 95% LIMIT ON THE RANGE	.2077
UPPER 95% LIMIT ON THE RANGE	15.8953
MINIMUM VALUE	.2200
25TH PERCENTILE OR 1ST QUARTILE	.8000
50TH PERCENTILE OR MEDIAN	2.0000
75TH PERCENTILE OR 3RD QUARTILE	4.6000
80TH PERCENTILE	4.8000
90TH PERCENTILE	5.7000
95TH PERCENTILE	8.5000
98TH PERCENTILE	13.8000
99TH PERCENTILE	13.8000
MAXIMUM VALUE	13.8000

VARIABLE NAME	UNIT OF MEASUREMENT	DATA SUBSET
U-W SRMW	PPB	GRNS

HISTOGRAM

	N	%	CUM %
1 PPT	8	25.81	25.81
2 PPT			
5 PPT			
10 PPT			
20 PPT			
50 PPT			
100 PPT	2	6.45	32.26
200 PPT	2	6.45	38.71
500 PPT	3	9.68	48.39
1 PPB	2	6.45	54.84
2 PPB	5	16.13	70.97
5 PPB	7	22.58	93.55
10 PPB			
20 PPB	2	6.45	100.00
50 PPB			
100 PPB			
200 PPB			
500 PPB			

0 20 40 60 80 100

PERCENT

SUMMARY STATISTICS

TOTAL NUMBER OF SAMPLES	31
NUMBER OF ZERO VALUE SAMPLES	8
NUMBER OF NON-ZERO SAMPLES	23
ARITHMETIC MEAN	2.4491
VARIANCE	10.0882
STANDARD DEVIATION	3.1762
SKEW	2.0367
EXCESS KURTOSIS	3.5223
COEFFICIENT OF VARIANCE, %	129.6865
STANDARD ERROR OF THE MEAN	.6623
LOWER 95% LIMIT ON THE MEAN	1.0789
UPPER 95% LIMIT ON THE MEAN	3.8194
LOWER 95% LIMIT ON THE RANGE	-4.1224
UPPER 95% LIMIT ON THE RANGE	9.0207
GEOMETRIC MEAN	1.0626
LOG10 MEAN	.0264
LOG10 VARIANCE	.4093
LOG10 STANDARD DEVIATION	.6398
STANDARD ERROR ON THE MEAN	.1334
LOWER 95% LIMIT ON THE MEAN	.5628
UPPER 95% LIMIT ON THE MEAN	2.0063
LOWER 95% LIMIT ON THE RANGE	.0504
UPPER 95% LIMIT ON THE RANGE	22.3926
MINIMUM VALUE	.0800
25TH PERCENTILE OR 1ST QUARTILE	.3400
50TH PERCENTILE OR MEDIAN	1.5000
75TH PERCENTILE OR 3RD QUARTILE	3.1000
80TH PERCENTILE	4.1000
90TH PERCENTILE	10.3500
95TH PERCENTILE	12.4000
98TH PERCENTILE	12.4000
99TH PERCENTILE	12.4000
MAXIMUM VALUE	12.4000

VARIABLE NAME: U-W SRMW
UNIT OF MEASUREMENT: PPB
DATA SUBSET: BGNS

HISTOGRAM

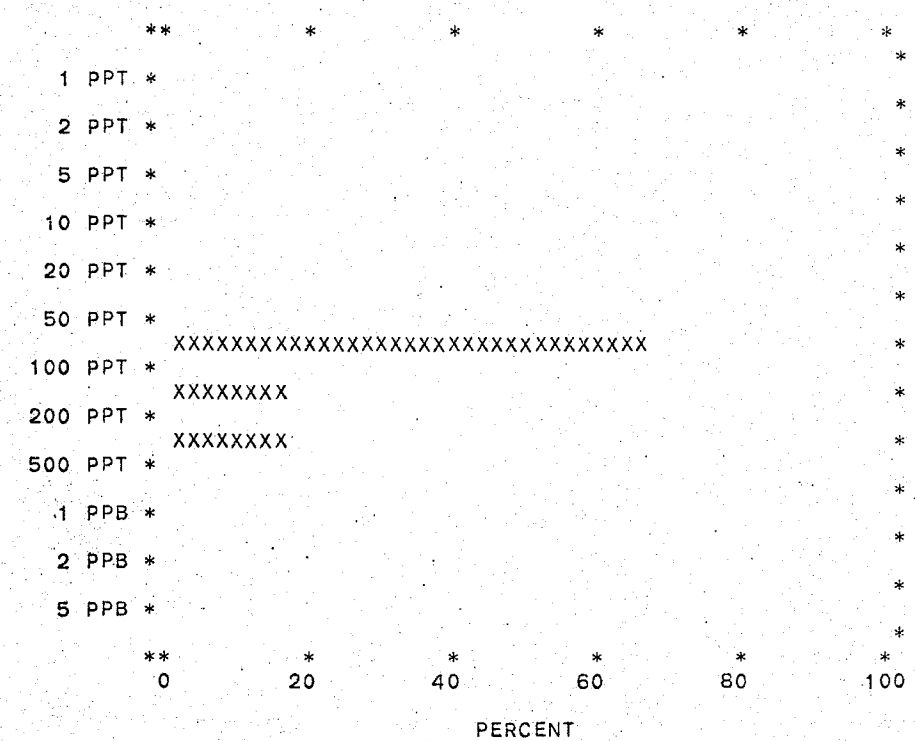

	N	%	CUM %
XXXXXXXX	4	66.67	66.67
XXXXXXXX	1	16.67	83.33
XXXXXXXX	1	16.67	100.00

SUMMARY STATISTICS

TOTAL NUMBER OF SAMPLES	6
NUMBER OF ZERO VALUE SAMPLES	0
NUMBER OF NON-ZERO SAMPLES	6
ARITHMETIC MEAN	.1433
VARIANCE	.0245
STANDARD DEVIATION	.1567
SKEW	1.7134
EXCESS KURTOSIS	1.0567
COEFFICIENT OF VARIANCE, %	109.3073
STANDARD ERROR OF THE MEAN	.0640
LOWER 95% LIMIT ON THE MEAN	-.0132
UPPER 95% LIMIT ON THE MEAN	.2998
LOWER 95% LIMIT ON THE RANGE	-.2400
UPPER 95% LIMIT ON THE RANGE	.5267
GEOMETRIC MEAN	.1041
LOG10 MEAN	-.9826
LOG10 VARIANCE	.1122
LOG10 STANDARD DEVIATION	.3349
STANDARD ERROR ON THE MEAN	.1367
LOWER 95% LIMIT ON THE MEAN	.0482
UPPER 95% LIMIT ON THE MEAN	.2249
LOWER 95% LIMIT ON THE RANGE	.0158
UPPER 95% LIMIT ON THE RANGE	.6871
MINIMUM VALUE	.0600
25TH PERCENTILE OR 1ST QUARTILE	.0600
50TH PERCENTILE OR MEDIAN	.0800
75TH PERCENTILE OR 3RD QUARTILE	.1200
80TH PERCENTILE	.4600
90TH PERCENTILE	.4600
95TH PERCENTILE	.4600
98TH PERCENTILE	.4600
99TH PERCENTILE	.4600
MAXIMUM VALUE	.4600

VARIABLE NAME	UNIT OF MEASUREMENT	DATA SUBSET
U-W SRMW	PPB	GRDR

HISTOGRAM

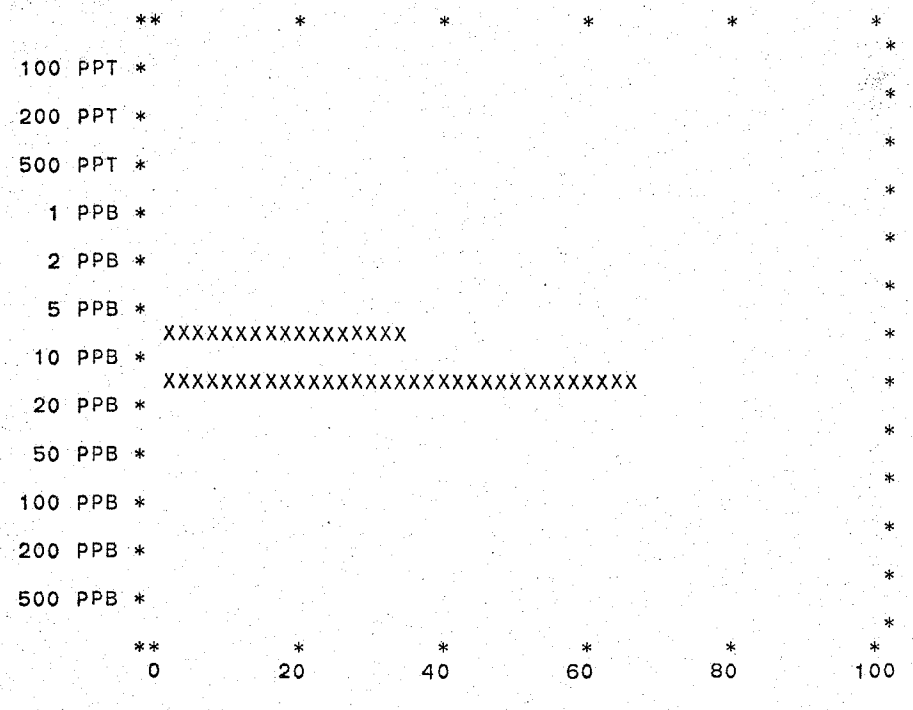

	N	%	CUM %
XXXXXXXXXXXXXXXX	1	33.33	33.33
XXXXXXXXXXXXXXXXXXXXXXXXXXXXXXXXX	2	66.67	100.00

SUMMARY STATISTICS

TOTAL NUMBER OF SAMPLES	3
NUMBER OF ZERO VALUE SAMPLES	0
NUMBER OF NON-ZERO SAMPLES	3
ARITHMETIC MEAN	9.7667
VARIANCE	10.6433
STANDARD DEVIATION	3.2624
SKEW	-.7064
EXCESS KURTOSIS	-1.5000
COEFFICIENT OF VARIANCE, %	33.4035
STANDARD ERROR OF THE MEAN	1.8836
LOWER 95% LIMIT ON THE MEAN	3.7732
UPPER 95% LIMIT ON THE MEAN	15.7601
LOWER 95% LIMIT ON THE RANGE	-.6143
UPPER 95% LIMIT ON THE RANGE	20.1477
GEOMETRIC MEAN	9.3382
LOG10 MEAN	.9703
LOG10 VARIANCE	.0277
LOG10 STANDARD DEVIATION	.1664
STANDARD ERROR ON THE MEAN	.0961
LOWER 95% LIMIT ON THE MEAN	4.6195
UPPER 95% LIMIT ON THE MEAN	18.8772
LOWER 95% LIMIT ON THE RANGE	2.7595
UPPER 95% LIMIT ON THE RANGE	31.6013
MINIMUM VALUE	6.0000
25TH PERCENTILE OR 1ST QUARTILE	11.6000
50TH PERCENTILE OR MEDIAN	11.6000
75TH PERCENTILE OR 3RD QUARTILE	11.7000
80TH PERCENTILE	11.7000
90TH PERCENTILE	11.7000
95TH PERCENTILE	11.7000
98TH PERCENTILE	11.7000
99TH PERCENTILE	11.7000
MAXIMUM VALUE	11.7000

VARIABLE NAME	UNIT OF MEASUREMENT	DATA SUBSET
U-W SRMW	PPB	UMFC



NUMBER OF NON-ZERO SAMPLES IS LT 3 - NO HISTOGRAM

SUMMARY STATISTICS

TOTAL NUMBER OF SAMPLES	1
NUMBER OF ZERO VALUE SAMPLES	0
NUMBER OF NON-ZERO SAMPLES	1
ARITHMETIC MEAN	5.8000
VARIANCE	.0000
STANDARD DEVIATION	.0000
SKEW	.0000
EXCESS KURTOSIS	.0000
COEFFICIENT OF VARIANCE, %	.0000
STANDARD ERROR OF THE MEAN	.0000
LOWER 95% LIMIT ON THE MEAN	5.8000
UPPER 95% LIMIT ON THE MEAN	5.8000
LOWER 95% LIMIT ON THE RANGE	5.8000
UPPER 95% LIMIT ON THE RANGE	5.8000
GEOMETRIC MEAN	5.8000
LOG10 MEAN	.7634
LOG10 VARIANCE	.0000
LOG10 STANDARD DEVIATION	.0000
STANDARD ERROR ON THE MEAN	.0000
LOWER 95% LIMIT ON THE MEAN	5.8000
UPPER 95% LIMIT ON THE MEAN	5.8000
LOWER 95% LIMIT ON THE RANGE	5.8000
UPPER 95% LIMIT ON THE RANGE	5.8000
MINIMUM VALUE	5.8000
25TH PERCENTILE OR 1ST QUARTILE	5.8000
50TH PERCENTILE OR MEDIAN	5.8000
75TH PERCENTILE OR 3RD QUARTILE	5.8000
80TH PERCENTILE	5.8000
90TH PERCENTILE	5.8000
95TH PERCENTILE	5.8000
98TH PERCENTILE	5.8000
99TH PERCENTILE	5.8000
MAXIMUM VALUE	5.8000

VARIABLE NAME: U-W SRMW
UNIT OF MEASUREMENT: PPB
DATA SUBSET: UKNN

HISTOGRAM

		N	%	CUM %
1 PPT	XXXXX	57	9.36	9.36
2 PPT				
5 PPT				
10 PPT	XXXX	53	8.70	18.06
20 PPT	X	8	1.31	19.38
50 PPT	XXX	37	6.08	25.45
100 PPT	XXXXXX	78	12.81	38.26
200 PPT	XXXXXXXXXXXX	141	23.15	61.41
500 PPT	XXXXXXXX	96	15.76	77.18
1 PPB	XXXXXXX	82	13.46	90.64
2 PPB	XXXX	45	7.39	98.03
5 PPB	I	3	.49	98.52
10 PPB	I	4	.66	99.18
20 PPB	I	4	.66	99.84
50 PPB	I	1	.16	100.00
100 PPB				
200 PPB				
500 PPB				

0 20 40 60 80 100

PERCENT

SUMMARY STATISTICS

TOTAL NUMBER OF SAMPLES	609
NUMBER OF ZERO VALUE SAMPLES	57
NUMBER OF NON-ZERO SAMPLES	552
ARITHMETIC MEAN	1.1830
VARIANCE	13.6220
STANDARD DEVIATION	3.6908
SKEW	8.9952
EXCESS KURTOSIS	95.0860
COEFFICIENT OF VARIANCE, %	311.9848
STANDARD ERROR OF THE MEAN	.1571
LOWER 95% LIMIT ON THE MEAN	.8744
UPPER 95% LIMIT ON THE MEAN	1.4916
LOWER 95% LIMIT ON THE RANGE	-6.0675
UPPER 95% LIMIT ON THE RANGE	8.4335
GEOMETRIC MEAN	.3745
LOG10 MEAN	-.4265
LOG10 VARIANCE	.4238
LOG10 STANDARD DEVIATION	.6510
STANDARD ERROR ON THE MEAN	.0277
LOWER 95% LIMIT ON THE MEAN	.3304
UPPER 95% LIMIT ON THE MEAN	.4245
LOWER 95% LIMIT ON THE RANGE	.0197
UPPER 95% LIMIT ON THE RANGE	7.1174
MINIMUM VALUE	.0200
25TH PERCENTILE OR 1ST QUARTILE	.1600
50TH PERCENTILE OR MEDIAN	.3800
75TH PERCENTILE OR 3RD QUARTILE	1.1000
80TH PERCENTILE	1.3000
90TH PERCENTILE	2.1000
95TH PERCENTILE	3.5000
98TH PERCENTILE	6.0000
99TH PERCENTILE	18.6000
MAXIMUM VALUE	51.0000

SUMMARY STATISTICS

SUBSET	VARIABLE	UNITS	N	ARITH MEAN	STD DEV	CV %	SKEW	EXCESS KURT	95% LIMITS ON MEAN		GEOM MEAN	LOG 10 MEAN	STD DEV	95% LIMITS ON MEAN	
QRTZ	U-W SRMW	PPB	336	.733	1.29	176.6	3.77	19.17	.594	.872	.203	-.6930	.7569	.168	.244
SLSN	U-W SRMW	PPB	11	.151	.337	223.2	2.78	5.87	-.726E-01	.374	.521E-01	-1.2831	.5444	.227E-01	.120
SNDS	U-W SRMW	PPB	125	.198	.464	233.9	3.53	12.17	.116	.281	.567E-01	-1.2463	.5816	.447E-01	.719E-01
ARGL	U-W SRMW	PPB	115	.775	1.37	176.3	3.76	15.18	.523	1.03	.288	-.5409	.6714	.216	.383
SHLE	U-W SRMW	PPB	109	1.62	3.62	223.9	4.08	17.39	.929	2.30	.407	-.3905	.7737	.290	.571
DORT	U-W SRMW	PPB	8	.675E-01	.111	164.5	2.19	2.94	-.231E-01	.158	.357E-01	-1.4479	.4356	.157E-01	.808E-01
BSLT	U-W SRMW	PPB	24	.208	.404	194.0	3.01	8.61	.380E-01	.379	.695E-01	-1.1579	.6111	.384E-01	.126
LMSN	U-W SRMW	PPB	78	.647	.647	100.0	1.94	4.05	.501	.793	.390	-.4093	.4943	.301	.504
DLMT	U-W SRMW	PPB	78	.389	.572	147.0	2.93	11.51	.260	.518	.150	-.8248	.6499	.107	.210
SYNT	U-W SRMW	PPB	8	.900E-01	.650E-01	72.3	.05	-1.51	.370E-01	.143	.635E-01	-1.1970	.4283	.284E-01	.142
GLCM	U-W SRMW	PPB	84	.700	1.18	169.2	5.20	34.70	.443	.957	.283	-.5481	.6450	.205	.391
BEXV	U-W SRMW	PPB	9	.636	.821	129.2	1.98	2.72	.166E-01	1.25	.315	-.5014	.6111	.109	.911
SCST	U-W SRMW	PPB	51	2.99	2.98	99.9	1.91	4.30	2.15	3.83	1.82	.2593	.4693	1.34	2.46
GRNS	U-W SRMW	PPB	23	2.45	3.18	129.7	2.04	3.52	1.08	3.82	1.06	.0264	.6398	.563	2.01
BGNS	U-W SRMW	PPB	6	.143	.157	109.3	1.71	1.06	-.132E-01	.300	.104	-.9826	.3349	.482E-01	.225
GRDR	U-W SRMW	PPB	3	9.77	3.26	33.4	-.71	-1.50	3.77	15.8	9.34	.9703	.1664	4.62	18.9
UMFC	U-W SRMW	PPB	1	5.80	.100E-05	.0	.00	.00	5.80	5.80	5.80	.7634	.0000	5.80	5.80
UKNN	U-W SRMW	PPB	552	1.18	3.69	312.0	9.00	95.09	.874	1.49	.375	-.4265	.6510	.330	.425

SUBSET	VARIABLE	UNITS	N	MIN VALUE	PERCENTILE 25TH	50TH	75TH	80TH	90TH	95TH	98TH	99TH	MAX VALUE
QRTZ	U-W SRMW	PPB	336	.020	.040	.220	.940	1.200	2.000	3.000	4.600	7.500	10.800
SLSN	U-W SRMW	PPB	11	.020	.020	.040	.120	.120	1.160	1.160	1.160	1.160	1.160
SNDS	U-W SRMW	PPB	125	.020	.020	.040	.100	.160	.480	1.240	2.200	2.500	2.500
ARGL	U-W SRMW	PPB	115	.020	.080	.440	.740	.960	1.500	4.000	7.700	8.400	8.400
SHLE	U-W SRMW	PPB	109	.020	.120	.460	1.500	1.900	2.800	12.000	21.100	22.000	22.000
DORT	U-W SRMW	PPB	8	.020	.020	.020	.060	.060	.340	.340	.340	.340	.340
BSLT	U-W SRMW	PPB	24	.020	.020	.080	.160	.240	1.000	1.800	1.800	1.800	1.800
LMSN	U-W SRMW	PPB	78	.020	.180	.480	.880	.960	1.500	2.300	2.900	3.200	3.200
DLMT	U-W SRMW	PPB	78	.020	.020	.160	.460	.660	1.100	1.500	1.700	3.600	3.600
SYNT	U-W SRMW	PPB	8	.020	.020	.120	.160	.160	.180	.180	.180	.180	.180
GLCM	U-W SRMW	PPB	84	.020	.080	.360	.780	.900	1.800	2.500	3.100	9.500	9.500
BEXV	U-W SRMW	PPB	9	.020	.160	.360	.840	.840	2.700	2.700	2.700	2.700	2.700
SCST	U-W SRMW	PPB	51	.220	.800	2.000	4.600	4.800	5.700	8.500	13.800	13.800	13.800
GRNS	U-W SRMW	PPB	23	.080	.340	1.500	3.100	4.100	10.350	12.400	12.400	12.400	12.400
BGNS	U-W SRMW	PPB	6	.060	.060	.080	.120	.460	.460	.460	.460	.460	.460
GRDR	U-W SRMW	PPB	3	6.000	11.600	11.600	11.700	11.700	11.700	11.700	11.700	11.700	11.700
UMFC	U-W SRMW	PPB	1	5.800	5.800	5.800	5.800	5.800	5.800	5.800	5.800	5.800	5.800
UKNN	U-W SRMW	PPB	552	.020	.160	.380	1.100	1.300	2.100	3.500	6.000	18.600	51.000

VARIABLE NAME: F-W SRMW
UNIT OF MEASUREMENT: PPB
DATA SUBSET: QRTZ

HISTOGRAM



	N	%	CUM %
XX	11	3.17	3.17
I	2	.58	3.75
XXXXXXXXX	63	18.16	21.90
XXXXXXXXXXXXXXXX	113	32.56	54.47
XXXXXXXXXXXXXXXXXX	134	38.62	93.08
XXX	22	6.34	99.42
I	1	.29	99.71
I	1	.29	100.00

SUMMARY STATISTICS

TOTAL NUMBER OF SAMPLES	347
NUMBER OF ZERO VALUE SAMPLES	11
NUMBER OF NON-ZERO SAMPLES	336
ARITHMETIC MEAN	114.1726
VARIANCE	12575.6477
STANDARD DEVIATION	112.1412
SKEW	9.0404
EXCESS KURTOSIS	119.4826
COEFFICIENT OF VARIANCE, %	98.2207
STANDARD ERROR OF THE MEAN	6.1178
LOWER 95% LIMIT ON THE MEAN	102.1372
UPPER 95% LIMIT ON THE MEAN	126.2081
LOWER 95% LIMIT ON THE RANGE	-106.4405
UPPER 95% LIMIT ON THE RANGE	334.7858
GEOMETRIC MEAN	91.3601
LOG10 MEAN	1.9608
LOG10 VARIANCE	.0807
LOG10 STANDARD DEVIATION	.2841
STANDARD ERROR ON THE MEAN	.0155
LOWER 95% LIMIT ON THE MEAN	85.1663
UPPER 95% LIMIT ON THE MEAN	98.0042
LOWER 95% LIMIT ON THE RANGE	25.2288
UPPER 95% LIMIT ON THE RANGE	330.8392
MINIMUM VALUE	10.0000
25TH PERCENTILE OR 1ST QUARTILE	56.0000
50TH PERCENTILE OR MEDIAN	98.0000
75TH PERCENTILE OR 3RD QUARTILE	140.0000
80TH PERCENTILE	160.0000
90TH PERCENTILE	190.0000
95TH PERCENTILE	220.0000
98TH PERCENTILE	290.0000
99TH PERCENTILE	450.0000
MAXIMUM VALUE	1700.0000

VARIABLE NAME	UNIT OF MEASUREMENT	DATA SUBSET
F-W SRMW	PPB	SLSN

HISTOGRAM

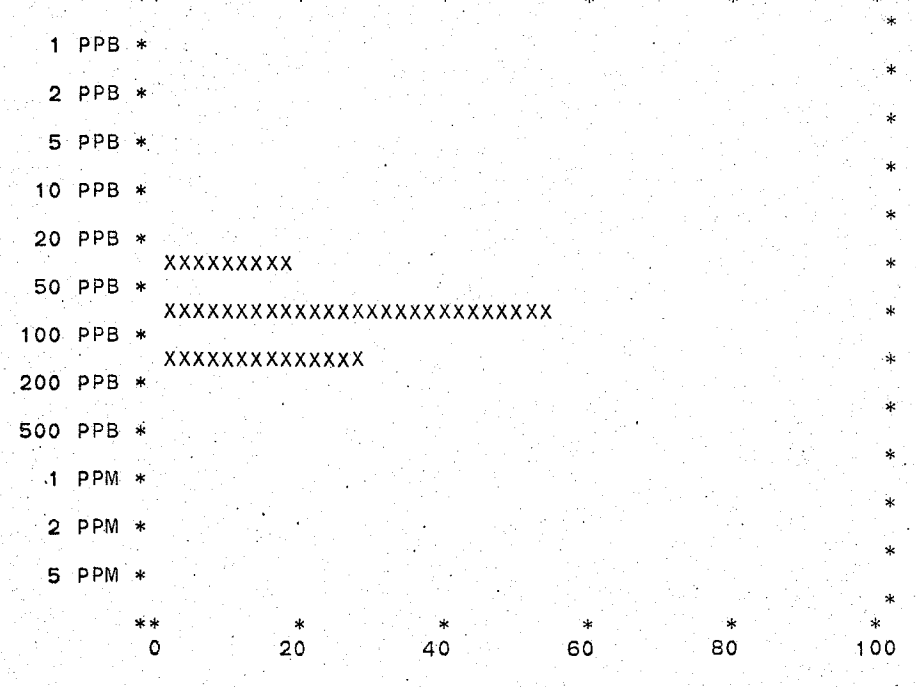

	N	%	CUM %
XXXXXXXXX	2	18.18	18.18
XXXXXXXXXXXXXXXXXXXXXXXXXXX	6	54.55	72.73
XXXXXXXXXXXXX	3	27.27	100.00

SUMMARY STATISTICS

TOTAL NUMBER OF SAMPLES	11
NUMBER OF ZERO VALUE SAMPLES	0
NUMBER OF NON-ZERO SAMPLES	11
ARITHMETIC MEAN	83.6364
VARIANCE	1371.0545
STANDARD DEVIATION	37.0278
SKEW	.3960
EXCESS KURTOSIS	-.9853
COEFFICIENT OF VARIANCE, %	44.2723
STANDARD ERROR OF THE MEAN	11.1643
LOWER 95% LIMIT ON THE MEAN	59.0638
UPPER 95% LIMIT ON THE MEAN	108.2090
LOWER 95% LIMIT ON THE RANGE	2.1383
UPPER 95% LIMIT ON THE RANGE	165.1344
GEOMETRIC MEAN	76.1509
LOG10 MEAN	1.8817
LOG10 VARIANCE	.0402
LOG10 STANDARD DEVIATION	.2006
STANDARD ERROR ON THE MEAN	.0605
LOWER 95% LIMIT ON THE MEAN	56.0485
UPPER 95% LIMIT ON THE MEAN	103.4634
LOWER 95% LIMIT ON THE RANGE	27.5546
UPPER 95% LIMIT ON THE RANGE	210.4535
MINIMUM VALUE	40.0000
25TH PERCENTILE OR 1ST QUARTILE	54.0000
50TH PERCENTILE OR MEDIAN	90.0000
75TH PERCENTILE OR 3RD QUARTILE	108.0000
80TH PERCENTILE	132.0000
90TH PERCENTILE	150.0000
95TH PERCENTILE	150.0000
98TH PERCENTILE	150.0000
99TH PERCENTILE	150.0000
MAXIMUM VALUE	150.0000

REGIONAL STREAM SEDIMENT AND WATER GEOCHEMICAL RECONNAISSANCE DATA, YUKON TERRITORY 1977. GSC-OF 520, NGR 31-1977, NTS 116B,C,F,G

VARIABLE NAME	UNIT OF MEASUREMENT	DATA SUBSET
F-W SRMW	PPB	SNDS

HISTOGRAM

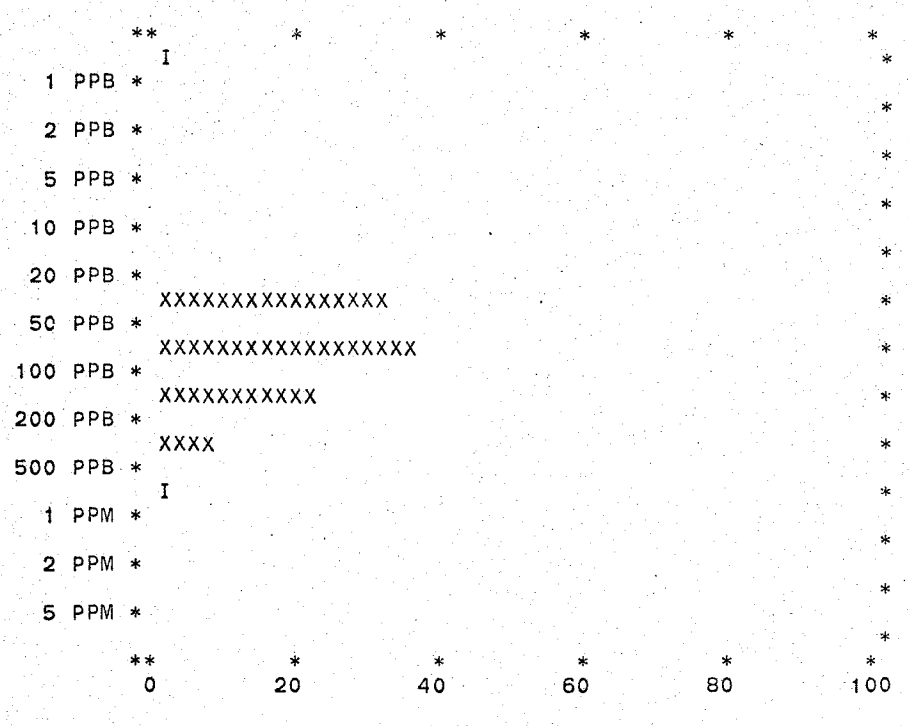

	N	%	CUM %
I	1	.79	.79
XXXXXXXXXXXXXXX	40	31.75	32.54
XXXXXXXXXXXXXXXXX	45	35.71	68.25
XXXXXXXXXX	28	22.22	90.48
XXXX	11	8.73	99.21
I	1	.79	100.00

SUMMARY STATISTICS

TOTAL NUMBER OF SAMPLES	126
NUMBER OF ZERO VALUE SAMPLES	1
NUMBER OF NON-ZERO SAMPLES	125
ARITHMETIC MEAN	100.0960
VARIANCE	7146.7004
STANDARD DEVIATION	84.5382
SKEW	2.3895
EXCESS KURTOSIS	7.4679
COEFFICIENT OF VARIANCE, %	84.4571
STANDARD ERROR OF THE MEAN	7.5613
LOWER 95% LIMIT ON THE MEAN	85.1321
UPPER 95% LIMIT ON THE MEAN	115.0599
LOWER 95% LIMIT ON THE RANGE	-67.2050
UPPER 95% LIMIT ON THE RANGE	267.3970
GEOMETRIC MEAN	77.7888
LOG10 MEAN	1.8909
LOG10 VARIANCE	.0869
LOG10 STANDARD DEVIATION	.2947
STANDARD ERROR ON THE MEAN	.0264
LOWER 95% LIMIT ON THE MEAN	68.9846
UPPER 95% LIMIT ON THE MEAN	87.7167
LOWER 95% LIMIT ON THE RANGE	20.3093
UPPER 95% LIMIT ON THE RANGE	297.9481
MINIMUM VALUE	26.0000
25TH PERCENTILE OR 1ST QUARTILE	46.0000
50TH PERCENTILE OR MEDIAN	70.0000
75TH PERCENTILE OR 3RD QUARTILE	130.0000
80TH PERCENTILE	150.0000
90TH PERCENTILE	184.0000
95TH PERCENTILE	300.0000
98TH PERCENTILE	340.0000
99TH PERCENTILE	560.0000
MAXIMUM VALUE	560.0000

VARIABLE NAME: F-W SRMW
UNIT OF MEASUREMENT: PPB
DATA SUBSET: ARGL

HISTOGRAM

	N	%	CUM %
100 PPT	6	4.96	4.96
200 PPT			
500 PPT			
1 PPB			
2 PPB			
5 PPB	1	.83	5.79
10 PPB			
20 PPB	3	2.48	8.26
50 PPB	34	28.10	36.36
100 PPB	34	28.10	64.46
200 PPB	33	27.27	91.74
500 PPB	6	4.96	96.69
1 PPM	2	1.65	98.35
2 PPM			
5 PPM	2	1.65	100.00
10 PPM			
20 PPM			
50 PPM			

0 20 40 60 80 100
PERCENT

SUMMARY STATISTICS

TOTAL NUMBER OF SAMPLES	121
NUMBER OF ZERO VALUE SAMPLES	6
NUMBER OF NON-ZERO SAMPLES	115
ARITHMETIC MEAN	153.4609
VARIANCE	**********
STANDARD DEVIATION	412.4546
SKEW	7.1024
EXCESS KURTOSIS	53.3337
COEFFICIENT OF VARIANCE, %	268.7686
STANDARD ERROR OF THE MEAN	38.4616
LOWER 95% LIMIT ON THE MEAN	77.2685
UPPER 95% LIMIT ON THE MEAN	229.6533
LOWER 95% LIMIT ON THE RANGE	-663.6118
UPPER 95% LIMIT ON THE RANGE	970.5335
GEOMETRIC MEAN	79.1842
LOG10 MEAN	1.8986
LOG10 VARIANCE	.1542
LOG10 STANDARD DEVIATION	.3926
STANDARD ERROR ON THE MEAN	.0366
LOWER 95% LIMIT ON THE MEAN	67.0048
UPPER 95% LIMIT ON THE MEAN	93.5773
LOWER 95% LIMIT ON THE RANGE	13.2074
UPPER 95% LIMIT ON THE RANGE	474.7437
MINIMUM VALUE	10.0000
25TH PERCENTILE OR 1ST QUARTILE	42.0000
50TH PERCENTILE OR MEDIAN	76.0000
75TH PERCENTILE OR 3RD QUARTILE	140.0000
80TH PERCENTILE	140.0000
90TH PERCENTILE	190.0000
95TH PERCENTILE	250.0000
98TH PERCENTILE	2400.0000
99TH PERCENTILE	3700.0000
MAXIMUM VALUE	3700.0000

REGIONAL STREAM SEDIMENT AND WATER GEOCHEMICAL RECONNAISSANCE DATA, YUKON TERRITORY 1977. GSC-OF 520, NGR 31-1977, NTS 116B,C,F,G

VARIABLE NAME	UNIT OF MEASUREMENT	DATA SUBSET
F-W SRMW	PPB	SHLE

HISTOGRAM

		N	%	CUM %
1 PPB	XX	4	3.54	3.54
2 PPB				
5 PPB				
10 PPB				
20 PPB	XXXXXXXXXX	22	19.47	23.01
50 PPB	XXXXXXXXXXXXXXXXXXX	42	37.17	60.18
100 PPB	XXXXXXXXXXXXXXX	35	30.97	91.15
200 PPB	XXXX	9	7.96	99.12
500 PPB				
1 PPM	I	1	.88	100.00
2 PPM				
5 PPM				
10 PPM				
20 PPM				
50 PPM				

0 20 40 60 80 100

PERCENT

SUMMARY STATISTICS

TOTAL NUMBER OF SAMPLES	113
NUMBER OF ZERO VALUE SAMPLES	4
NUMBER OF NON-ZERO SAMPLES	109
ARITHMETIC MEAN	116.1468
VARIANCE	24251.6079
STANDARD DEVIATION	155.7293
SKEW	8.0706
EXCESS KURTOSIS	74.0987
COEFFICIENT OF VARIANCE, %	134.0797
STANDARD ERROR OF THE MEAN	14.9162
LOWER 95% LIMIT ON THE MEAN	86.5800
UPPER 95% LIMIT ON THE MEAN	145.7136
LOWER 95% LIMIT ON THE RANGE	-192.5398
UPPER 95% LIMIT ON THE RANGE	424.8334
GEOMETRIC MEAN	89.0790
LOG10 MEAN	1.9498
LOG10 VARIANCE	.0779
LOG10 STANDARD DEVIATION	.2792
STANDARD ERROR ON THE MEAN	.0267
LOWER 95% LIMIT ON THE MEAN	78.8439
UPPER 95% LIMIT ON THE MEAN	100.6428
LOWER 95% LIMIT ON THE RANGE	24.9095
UPPER 95% LIMIT ON THE RANGE	318.5566
MINIMUM VALUE	24.0000
25TH PERCENTILE OR 1ST QUARTILE	56.0000
50TH PERCENTILE OR MEDIAN	80.0000
75TH PERCENTILE OR 3RD QUARTILE	140.0000
80TH PERCENTILE	150.0000
90TH PERCENTILE	190.0000
95TH PERCENTILE	240.0000
98TH PERCENTILE	310.0000
99TH PERCENTILE	1600.0000
MAXIMUM VALUE	1600.0000

VARIABLE NAME	UNIT OF MEASUREMENT	DATA SUBSET
F-W SRMW	PPB	DORT

HISTOGRAM

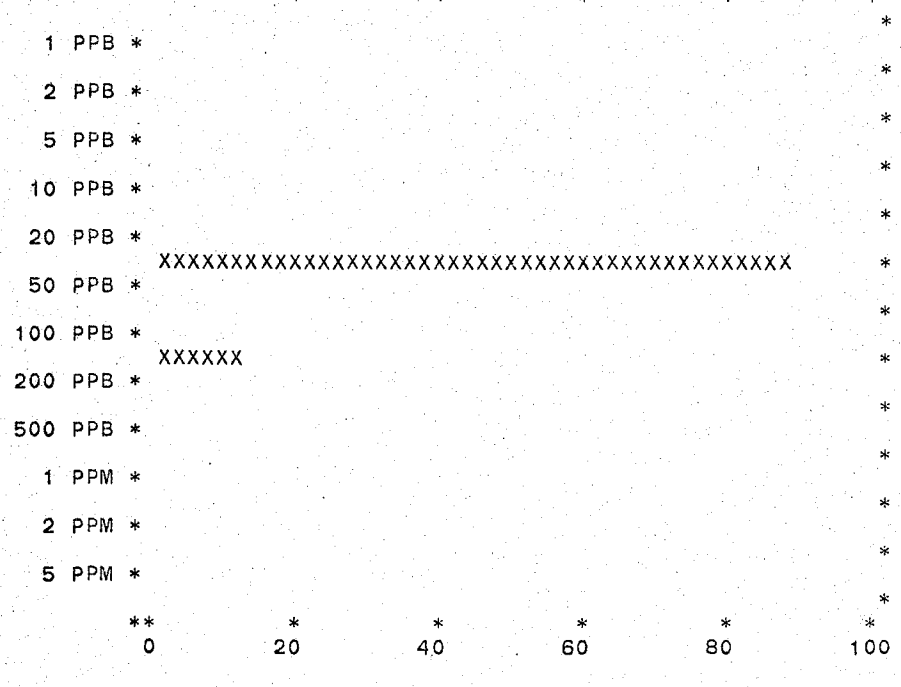

	N	%	CUM %
20 PPB *	7	87.50	87.50
100 PPB *	1	12.50	100.00

SUMMARY STATISTICS

TOTAL NUMBER OF SAMPLES	8
NUMBER OF ZERO VALUE SAMPLES	0
NUMBER OF NON-ZERO SAMPLES	8
ARITHMETIC MEAN	48.5000
VARIANCE	520.8571
STANDARD DEVIATION	22.8223
SKEW	2.1136
EXCESS KURTOSIS	2.7576
COEFFICIENT OF VARIANCE, %	47.0563
STANDARD ERROR OF THE MEAN	8.0689
LOWER 95% LIMIT ON THE MEAN	29.8931
UPPER 95% LIMIT ON THE MEAN	67.1069
LOWER 95% LIMIT ON THE RANGE	-4.1282
UPPER 95% LIMIT ON THE RANGE	101.1282
GEOMETRIC MEAN	45.4185
LOG10 MEAN	1.6572
LOG10 VARIANCE	.0232
LOG10 STANDARD DEVIATION	.1524
STANDARD ERROR ON THE MEAN	.0539
LOWER 95% LIMIT ON THE MEAN	34.1190
UPPER 95% LIMIT ON THE MEAN	60.4602
LOWER 95% LIMIT ON THE RANGE	20.2227
UPPER 95% LIMIT ON THE RANGE	102.0062
MINIMUM VALUE	34.0000
25TH PERCENTILE OR 1ST QUARTILE	40.0000
50TH PERCENTILE OR MEDIAN	42.0000
75TH PERCENTILE OR 3RD QUARTILE	48.0000
80TH PERCENTILE	48.0000
90TH PERCENTILE	104.0000
95TH PERCENTILE	104.0000
98TH PERCENTILE	104.0000
99TH PERCENTILE	104.0000
MAXIMUM VALUE	104.0000

VARIABLE NAME	UNIT OF MEASUREMENT	DATA SUBSET
F-W SRMW	PPB	BSLT

HISTOGRAM

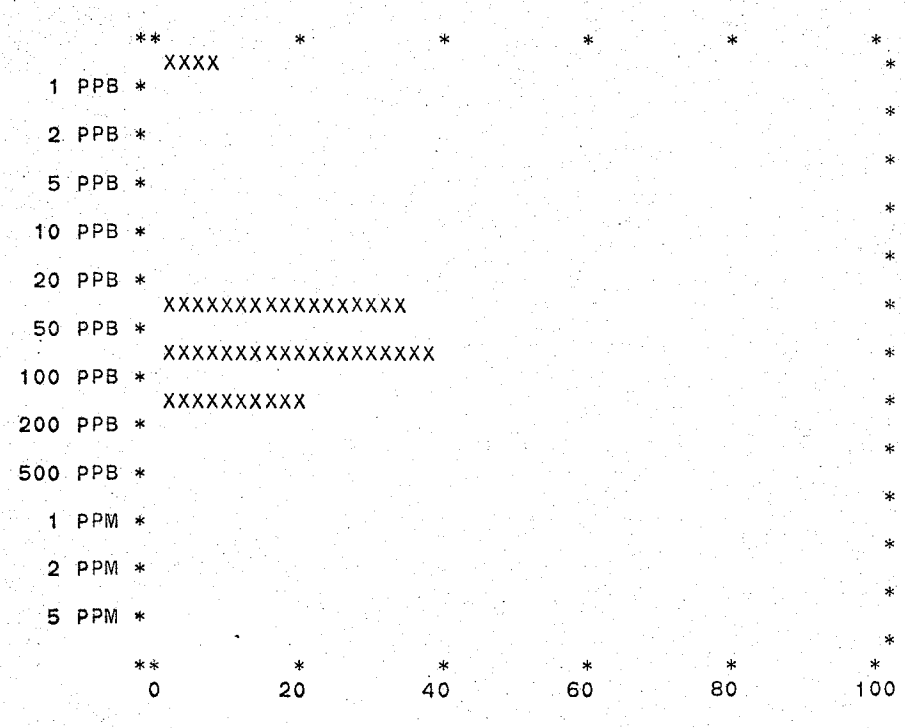

	N	%	CUM %
XXXX	2	7.69	7.69
XXXXXXXXXXXXXXXXX	9	34.62	42.31
XXXXXXXXXXXXXXXXXXX	10	38.46	80.77
XXXXXXXXXX	5	19.23	100.00

SUMMARY STATISTICS

TOTAL NUMBER OF SAMPLES	26
NUMBER OF ZERO VALUE SAMPLES	2
NUMBER OF NON-ZERO SAMPLES	24
ARITHMETIC MEAN	73.5000
VARIANCE	1146.5217
STANDARD DEVIATION	33.8603
SKEW	.7941
EXCESS KURTOSIS	-.0925
COEFFICIENT OF VARIANCE, %	46.0685
STANDARD ERROR OF THE MEAN	6.9117
LOWER 95% LIMIT ON THE MEAN	59.2342
UPPER 95% LIMIT ON THE MEAN	87.7658
LOWER 95% LIMIT ON THE RANGE	3.6123
UPPER 95% LIMIT ON THE RANGE	143.3877
GEOMETRIC MEAN	66.5997
LOG10 MEAN	1.8235
LOG10 VARIANCE	.0388
LOG10 STANDARD DEVIATION	.1970
STANDARD ERROR ON THE MEAN	.0402
LOWER 95% LIMIT ON THE MEAN	55.0146
UPPER 95% LIMIT ON THE MEAN	80.6243
LOWER 95% LIMIT ON THE RANGE	26.1148
UPPER 95% LIMIT ON THE RANGE	169.8471
MINIMUM VALUE	30.0000
25TH PERCENTILE OR 1ST QUARTILE	46.0000
50TH PERCENTILE OR MEDIAN	64.0000
75TH PERCENTILE OR 3RD QUARTILE	96.0000
80TH PERCENTILE	108.0000
90TH PERCENTILE	130.0000
95TH PERCENTILE	160.0000
98TH PERCENTILE	160.0000
99TH PERCENTILE	160.0000
MAXIMUM VALUE	160.0000

VARIABLE NAME: F-W SRMW
UNIT OF MEASUREMENT: PPB
DATA SUBSET: LMSN

HISTOGRAM

		N	%	CUM %
1 PPB	XXX	5	6.02	6.02
2 PPB				
5 PPB				
10 PPB	X	1	1.20	7.23
20 PPB	XXXXXXXXXXXXXX	24	28.92	36.14
50 PPB	XXXXXXXXXXXXXXXXXXXXX	35	42.17	78.31
100 PPB	XXXXXXXXXX	17	20.48	98.80
200 PPB	X	1	1.20	100.00
500 PPB				
1 PPM				
2 PPM				
5 PPM				

0 20 40 60 80 100

PERCENT

SUMMARY STATISTICS

TOTAL NUMBER OF SAMPLES	83
NUMBER OF ZERO VALUE SAMPLES	5
NUMBER OF NON-ZERO SAMPLES	78
ARITHMETIC MEAN	77.8462
VARIANCE	2101.3786
STANDARD DEVIATION	45.8408
SKEW	1.8284
EXCESS KURTOSIS	5.6853
COEFFICIENT OF VARIANCE, %	58.8864
STANDARD ERROR OF THE MEAN	5.1904
LOWER 95% LIMIT ON THE MEAN	67.5118
UPPER 95% LIMIT ON THE MEAN	88.1805
LOWER 95% LIMIT ON THE RANGE	-13.4247
UPPER 95% LIMIT ON THE RANGE	169.1170
GEOMETRIC MEAN	67.0112
LOG10 MEAN	1.8261
LOG10 VARIANCE	.0573
LOG10 STANDARD DEVIATION	.2394
STANDARD ERROR ON THE MEAN	.0271
LOWER 95% LIMIT ON THE MEAN	59.1813
UPPER 95% LIMIT ON THE MEAN	75.8771
LOWER 95% LIMIT ON THE RANGE	22.3644
UPPER 95% LIMIT ON THE RANGE	200.7882
MINIMUM VALUE	20.0000
25TH PERCENTILE OR 1ST QUARTILE	44.0000
50TH PERCENTILE OR MEDIAN	70.0000
75TH PERCENTILE OR 3RD QUARTILE	98.0000
80TH PERCENTILE	110.0000
90TH PERCENTILE	130.0000
95TH PERCENTILE	160.0000
98TH PERCENTILE	190.0000
99TH PERCENTILE	300.0000
MAXIMUM VALUE	300.0000

VARIABLE NAME	UNIT OF MEASUREMENT	DATA SUBSET
F-W SRMW	PPB	DLMT

HISTOGRAM

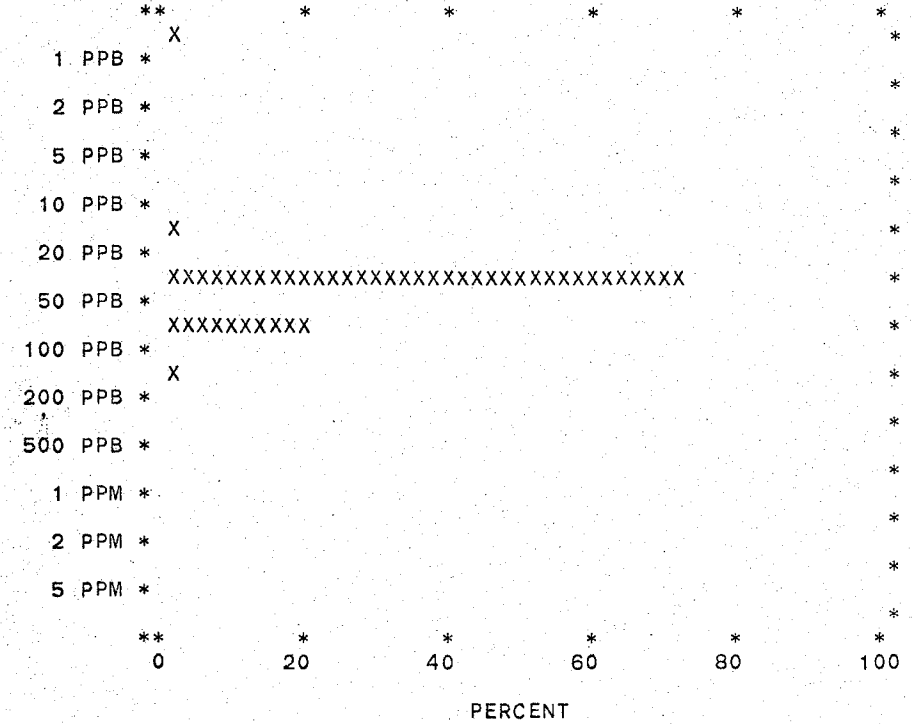

	N	%	CUM %
	2	2.50	2.50
	2	2.50	5.00
	58	72.50	77.50
	16	20.00	97.50
	2	2.50	100.00

SUMMARY STATISTICS

TOTAL NUMBER OF SAMPLES	80
NUMBER OF ZERO VALUE SAMPLES	2
NUMBER OF NON-ZERO SAMPLES	78
ARITHMETIC MEAN	41.1026
VARIANCE	445.2621
STANDARD DEVIATION	21.1012
SKEW	1.8329
EXCESS KURTOSIS	3.2659
COEFFICIENT OF VARIANCE, %	51.3380
STANDARD ERROR OF THE MEAN	2.3892
LOWER 95% LIMIT ON THE MEAN	36.3455
UPPER 95% LIMIT ON THE MEAN	45.8596
LOWER 95% LIMIT ON THE RANGE	-.9108
UPPER 95% LIMIT ON THE RANGE	83.1160
GEOMETRIC MEAN	37.2202
LOG10 MEAN	1.5708
LOG10 VARIANCE	.0340
LOG10 STANDARD DEVIATION	.1845
STANDARD ERROR ON THE MEAN	.0209
LOWER 95% LIMIT ON THE MEAN	33.8214
UPPER 95% LIMIT ON THE MEAN	40.9605
LOWER 95% LIMIT ON THE RANGE	15.9769
UPPER 95% LIMIT ON THE RANGE	86.7091
MINIMUM VALUE	20.0000
25TH PERCENTILE OR 1ST QUARTILE	26.0000
50TH PERCENTILE OR MEDIAN	34.0000
75TH PERCENTILE OR 3RD QUARTILE	48.0000
80TH PERCENTILE	52.0000
90TH PERCENTILE	68.0000
95TH PERCENTILE	96.0000
98TH PERCENTILE	110.0000
99TH PERCENTILE	120.0000
MAXIMUM VALUE	120.0000

REGIONAL STREAM SEDIMENT AND WATER GEOCHEMICAL RECONNAISSANCE DATA, YUKON TERRITORY 1977. GSC-OF 520, NGR 31-1977, NTS 116B,C,F,G

VARIABLE NAME	UNIT OF MEASUREMENT	DATA SUBSET
F-W SRMW	PPB	SYNT

HISTOGRAM

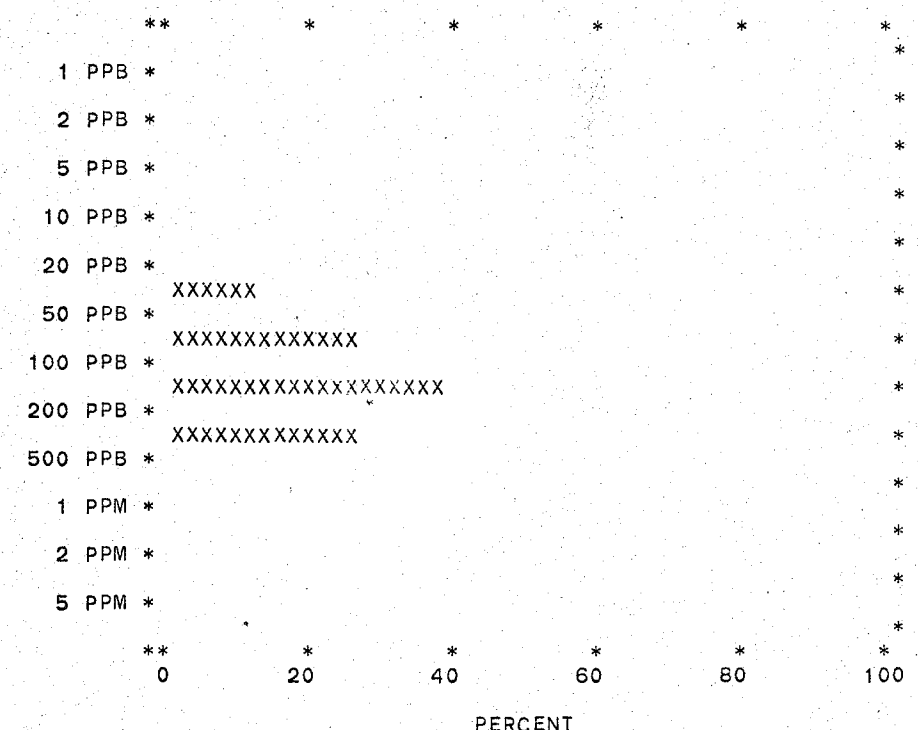

	N	%	CUM %
	1	12.50	12.50
	2	25.00	37.50
	3	37.50	75.00
	2	25.00	100.00

SUMMARY STATISTICS

TOTAL NUMBER OF SAMPLES	8
NUMBER OF ZERO VALUE SAMPLES	0
NUMBER OF NON-ZERO SAMPLES	8
ARITHMETIC MEAN	139.2500
VARIANCE	7869.6429
STANDARD DEVIATION	88.7110
SKEW	.3297
EXCESS KURTOSIS	-1.3705
COEFFICIENT OF VARIANCE, %	63.7063
STANDARD ERROR OF THE MEAN	31.3641
LOWER 95% LIMIT ON THE MEAN	66.9244
UPPER 95% LIMIT ON THE MEAN	211.5756
LOWER 95% LIMIT ON THE RANGE	-65.3176
UPPER 95% LIMIT ON THE RANGE	343.8176
GEOMETRIC MEAN	112.8180
LOG10 MEAN	2.0524
LOG10 VARIANCE	.0994
LOG10 STANDARD DEVIATION	.3153
STANDARD ERROR ON THE MEAN	.1115
LOWER 95% LIMIT ON THE MEAN	62.4208
UPPER 95% LIMIT ON THE MEAN	203.9047
LOWER 95% LIMIT ON THE RANGE	21.1512
UPPER 95% LIMIT ON THE RANGE	601.7587
MINIMUM VALUE	40.0000
25TH PERCENTILE OR 1ST QUARTILE	58.0000
50TH PERCENTILE OR MEDIAN	140.0000
75TH PERCENTILE OR 3RD QUARTILE	260.0000
80TH PERCENTILE	260.0000
90TH PERCENTILE	260.0000
95TH PERCENTILE	260.0000
98TH PERCENTILE	260.0000
99TH PERCENTILE	260.0000
MAXIMUM VALUE	260.0000

VARIABLE NAME: F-W SRMW
UNIT OF MEASUREMENT: PPB
DATA SUBSET: GLCM

HISTOGRAM

		N	%	CUM %
1 PPB	XXXXXX	12	12.50	12.50
2 PPB				
5 PPB				
10 PPB				
20 PPB	XXXX	7	7.29	19.79
50 PPB	XXXXXXXXXXXXXX	29	30.21	50.00
100 PPB	XXXXXXXXXXX	24	25.00	75.00
200 PPB	XXXXXXXXX	19	19.79	94.79
500 PPB	XXX	5	5.21	100.00
1 PPM				
2 PPM				
5 PPM				

0 20 40 60 80 100
PERCENT

SUMMARY STATISTICS

TOTAL NUMBER OF SAMPLES	96
NUMBER OF ZERO VALUE SAMPLES	12
NUMBER OF NON-ZERO SAMPLES	84
ARITHMETIC MEAN	85.9643
VARIANCE	6352.0108
STANDARD DEVIATION	79.6995
SKEW	2.2745
EXCESS KURTOSIS	6.3090
COEFFICIENT OF VARIANCE, %	92.7123
STANDARD ERROR OF THE MEAN	8.6959
LOWER 95% LIMIT ON THE MEAN	68.6670
UPPER 95% LIMIT ON THE MEAN	103.2615
LOWER 95% LIMIT ON THE RANGE	-72.5676
UPPER 95% LIMIT ON THE RANGE	244.4962
GEOMETRIC MEAN	62.3141
LOG10 MEAN	1.7946
LOG10 VARIANCE	.1161
LOG10 STANDARD DEVIATION	.3408
STANDARD ERROR ON THE MEAN	.0372
LOWER 95% LIMIT ON THE MEAN	52.5563
UPPER 95% LIMIT ON THE MEAN	73.8836
LOWER 95% LIMIT ON THE RANGE	13.0832
UPPER 95% LIMIT ON THE RANGE	296.7953
MINIMUM VALUE	15.0000
25TH PERCENTILE OR 1ST QUARTILE	34.0000
50TH PERCENTILE OR MEDIAN	56.0000
75TH PERCENTILE OR 3RD QUARTILE	130.0000
80TH PERCENTILE	140.0000
90TH PERCENTILE	170.0000
95TH PERCENTILE	230.0000
98TH PERCENTILE	380.0000
99TH PERCENTILE	450.0000
MAXIMUM VALUE	450.0000

REGIONAL STREAM SEDIMENT AND WATER GEOCHEMICAL RECONNAISSANCE DATA, YUKON TERRITORY 1977. GSC-OF 520, NGR 31-1977, NTS 116B,C,F,G

VARIABLE NAME	UNIT OF MEASUREMENT	DATA SUBSET
F-W SRMW	PPB	BEXV

HISTOGRAM

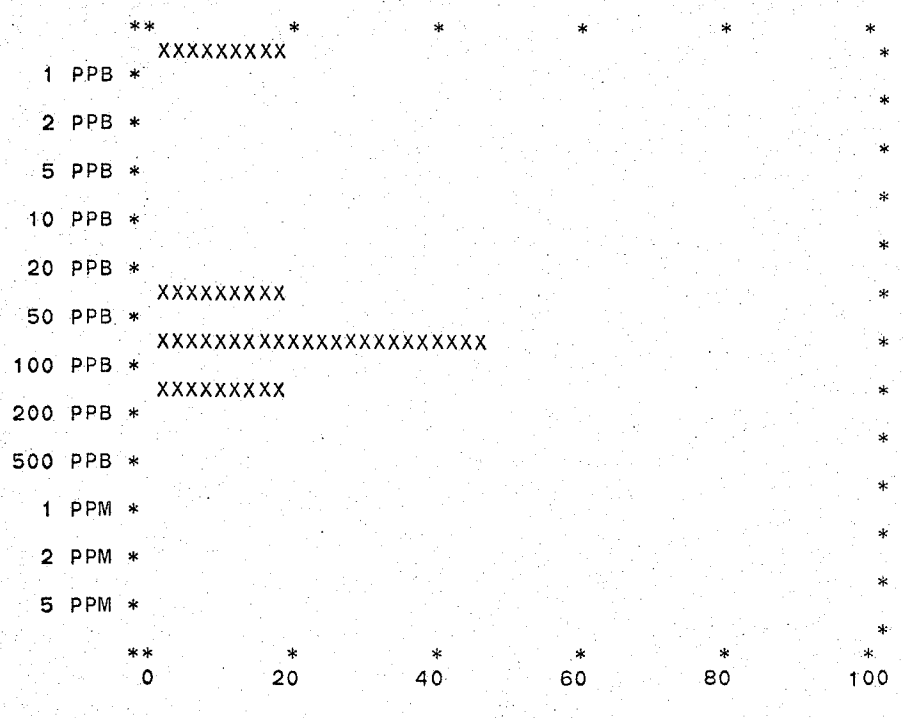

	N	%	CUM %
1 PPB	2	18.18	18.18
2 PPB			
5 PPB			
10 PPB			
20 PPB			
50 PPB	2	18.18	36.36
100 PPB	5	45.45	81.82
200 PPB	2	18.18	100.00
500 PPB			
1 PPM			
2 PPM			
5 PPM			

SUMMARY STATISTICS

TOTAL NUMBER OF SAMPLES	11
NUMBER OF ZERO VALUE SAMPLES	2
NUMBER OF NON-ZERO SAMPLES	9
ARITHMETIC MEAN	69.7778
VARIANCE	687.4444
STANDARD DEVIATION	26.2192
SKEW	.5890
EXCESS KURTOSIS	-1.0411
COEFFICIENT OF VARIANCE, %	37.5752
STANDARD ERROR OF THE MEAN	8.7397
LOWER 95% LIMIT ON THE MEAN	50.0085
UPPER 95% LIMIT ON THE MEAN	89.5470
LOWER 95% LIMIT ON THE RANGE	10.4700
UPPER 95% LIMIT ON THE RANGE	129.0855
GEOMETRIC MEAN	65.6778
LOG10 MEAN	1.8174
LOG10 VARIANCE	.0253
LOG10 STANDARD DEVIATION	.1592
STANDARD ERROR ON THE MEAN	.0531
LOWER 95% LIMIT ON THE MEAN	49.8191
UPPER 95% LIMIT ON THE MEAN	86.5847
LOWER 95% LIMIT ON THE RANGE	28.6649
UPPER 95% LIMIT ON THE RANGE	150.4826
MINIMUM VALUE	40.0000
25TH PERCENTILE OR 1ST QUARTILE	56.0000
50TH PERCENTILE OR MEDIAN	56.0000
75TH PERCENTILE OR 3RD QUARTILE	110.0000
80TH PERCENTILE	110.0000
90TH PERCENTILE	110.0000
95TH PERCENTILE	110.0000
98TH PERCENTILE	110.0000
99TH PERCENTILE	110.0000
MAXIMUM VALUE	110.0000

VARIABLE NAME: F-W SRMW
UNIT OF MEASUREMENT: PPB
DATA SUBSET: SCST

HISTOGRAM

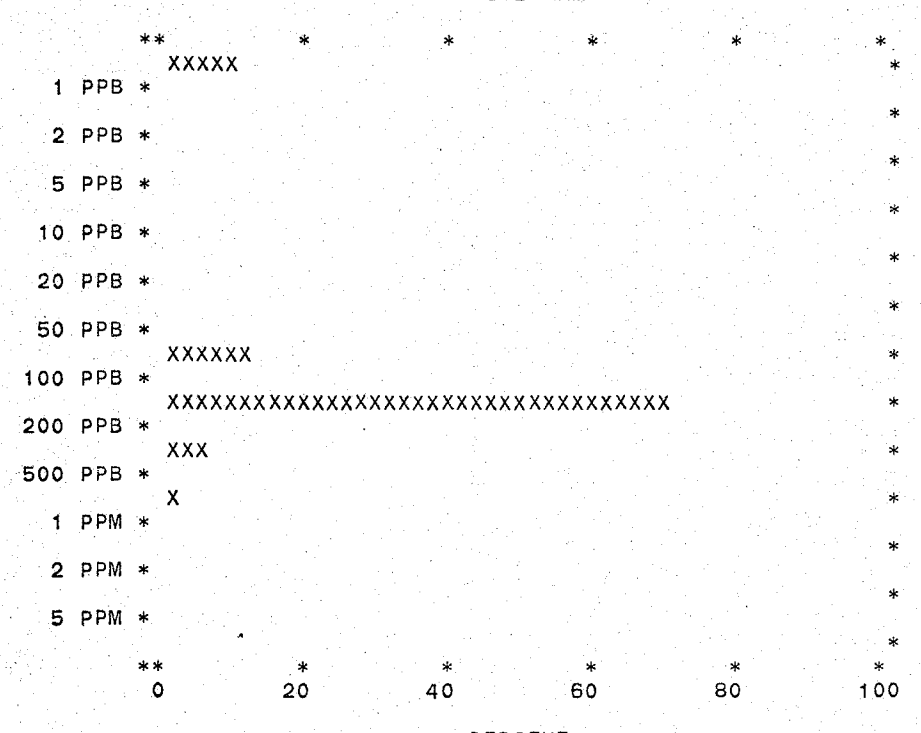

	N	%	CUM %
1 PPB	6	10.34	10.34
2 PPB			
5 PPB			
10 PPB			
20 PPB			
50 PPB			
100 PPB	7	12.07	22.41
200 PPB	41	70.69	93.10
500 PPB	3	5.17	98.28
1 PPM	1	1.72	100.00
2 PPM			
5 PPM			

SUMMARY STATISTICS

TOTAL NUMBER OF SAMPLES	58
NUMBER OF ZERO VALUE SAMPLES	6
NUMBER OF NON-ZERO SAMPLES	52
ARITHMETIC MEAN	142.5769
VARIANCE	7941.3861
STANDARD DEVIATION	89.1145
SKEW	5.4273
EXCESS KURTOSIS	32.3782
COEFFICIENT OF VARIANCE, %	62.5027
STANDARD ERROR OF THE MEAN	12.3580
LOWER 95% LIMIT ON THE MEAN	117.7819
UPPER 95% LIMIT ON THE MEAN	167.3719
LOWER 95% LIMIT ON THE RANGE	-36.2223
UPPER 95% LIMIT ON THE RANGE	321.3762
GEOMETRIC MEAN	131.4437
LOG10 MEAN	2.1187
LOG10 VARIANCE	.0223
LOG10 STANDARD DEVIATION	.1494
STANDARD ERROR ON THE MEAN	.0207
LOWER 95% LIMIT ON THE MEAN	119.4450
UPPER 95% LIMIT ON THE MEAN	144.6477
LOWER 95% LIMIT ON THE RANGE	65.9114
UPPER 95% LIMIT ON THE RANGE	262.1314
MINIMUM VALUE	76.0000
25TH PERCENTILE OR 1ST QUARTILE	110.0000
50TH PERCENTILE OR MEDIAN	130.0000
75TH PERCENTILE OR 3RD QUARTILE	140.0000
80TH PERCENTILE	160.0000
90TH PERCENTILE	180.0000
95TH PERCENTILE	230.0000
98TH PERCENTILE	720.0000
99TH PERCENTILE	720.0000
MAXIMUM VALUE	720.0000

VARIABLE NAME	UNIT OF MEASUREMENT	DATA SUBSET
F-W SRMW	PPB	GRNS

HISTOGRAM

		N	%	CUM %
1 PPB	XXXXXXXXXXXX	8	25.81	25.81
2 PPB				
5 PPB				
10 PPB				
20 PPB	XX	1	3.23	29.03
50 PPB	XXXXXXXXXX	7	22.58	51.61
100 PPB	XXXXXXXXXXXXXXXXXX	12	38.71	90.32
200 PPB	XXX	2	6.45	96.77
500 PPB				
1 PPM	XX	1	3.23	100.00
2 PPM				
5 PPM				
10 PPM				
20 PPM				
50 PPM				

0 20 40 60 80 100

PERCENT

SUMMARY STATISTICS

TOTAL NUMBER OF SAMPLES	31
NUMBER OF ZERO VALUE SAMPLES	8
NUMBER OF NON-ZERO SAMPLES	23
ARITHMETIC MEAN	204.3478
VARIANCE	**********
STANDARD DEVIATION	375.8828
SKEW	4.2459
EXCESS KURTOSIS	16.6894
COEFFICIENT OF VARIANCE, %	183.9426
STANDARD ERROR OF THE MEAN	78.3770
LOWER 95% LIMIT ON THE MEAN	42.1859
UPPER 95% LIMIT ON THE MEAN	366.5098
LOWER 95% LIMIT ON THE RANGE	-573.3537
UPPER 95% LIMIT ON THE RANGE	982.0493
GEOMETRIC MEAN	126.4441
LOG10 MEAN	2.1019
LOG10 VARIANCE	.1145
LOG10 STANDARD DEVIATION	.3383
STANDARD ERROR ON THE MEAN	.0705
LOWER 95% LIMIT ON THE MEAN	90.3506
UPPER 95% LIMIT ON THE MEAN	176.9565
LOWER 95% LIMIT ON THE RANGE	25.2268
UPPER 95% LIMIT ON THE RANGE	633.7754
MINIMUM VALUE	48.0000
25TH PERCENTILE OR 1ST QUARTILE	70.0000
50TH PERCENTILE OR MEDIAN	120.0000
75TH PERCENTILE OR 3RD QUARTILE	170.0000
80TH PERCENTILE	180.0000
90TH PERCENTILE	350.0000
95TH PERCENTILE	1900.0000
98TH PERCENTILE	1900.0000
99TH PERCENTILE	1900.0000
MAXIMUM VALUE	1900.0000

REGIONAL STREAM SEDIMENT AND WATER GEOCHEMICAL RECONNAISSANCE DATA, YUKON TERRITORY 1977. GSC-OF 520, NGR 31-1977, NTS 116B,C,F,G

VARIABLE NAME	UNIT OF MEASUREMENT	DATA SUBSET
F-W SRMW	PPB	BGNS

HISTOGRAM

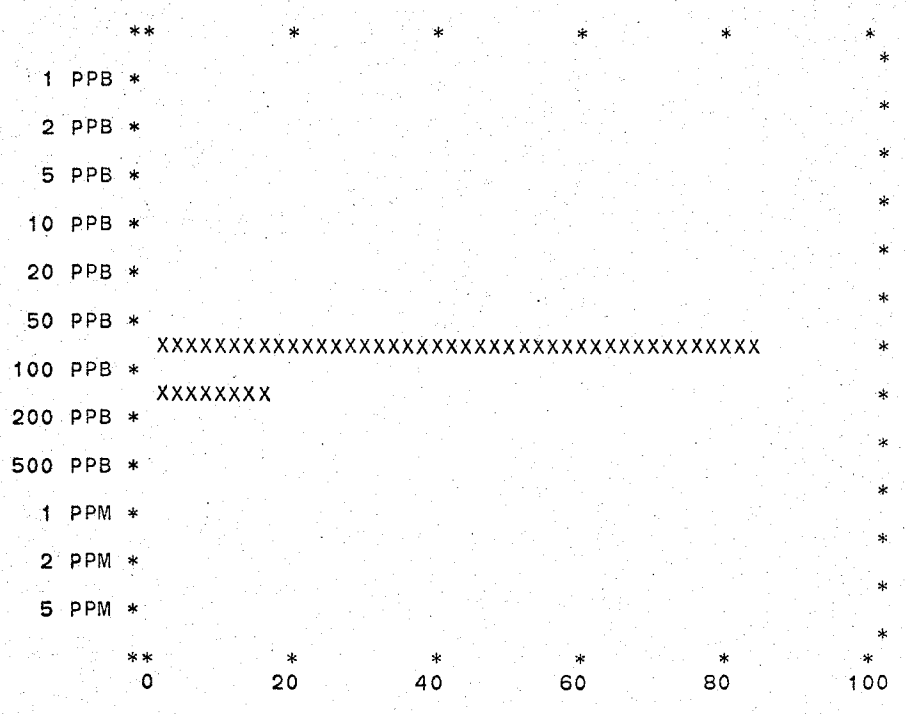

	N	%	CUM %
100 PPB	5	83.33	83.33
200 PPB	1	16.67	100.00

SUMMARY STATISTICS

TOTAL NUMBER OF SAMPLES	6
NUMBER OF ZERO VALUE SAMPLES	0
NUMBER OF NON-ZERO SAMPLES	6
ARITHMETIC MEAN	85.6667
VARIANCE	162.2667
STANDARD DEVIATION	12.7384
SKEW	1.3164
EXCESS KURTOSIS	.3642
COEFFICIENT OF VARIANCE, %	14.8697
STANDARD ERROR OF THE MEAN	5.2004
LOWER 95% LIMIT ON THE MEAN	72.9412
UPPER 95% LIMIT ON THE MEAN	98.3921
LOWER 95% LIMIT ON THE RANGE	54.4958
UPPER 95% LIMIT ON THE RANGE	116.8375
GEOMETRIC MEAN	84.9541
LOG10 MEAN	1.9292
LOG10 VARIANCE	.0036
LOG10 STANDARD DEVIATION	.0600
STANDARD ERROR ON THE MEAN	.0245
LOWER 95% LIMIT ON THE MEAN	74.0002
UPPER 95% LIMIT ON THE MEAN	97.5295
LOWER 95% LIMIT ON THE RANGE	60.5806
UPPER 95% LIMIT ON THE RANGE	119.1339
MINIMUM VALUE	76.0000
25TH PERCENTILE OR 1ST QUARTILE	76.0000
50TH PERCENTILE OR MEDIAN	86.0000
75TH PERCENTILE OR 3RD QUARTILE	86.0000
80TH PERCENTILE	110.0000
90TH PERCENTILE	110.0000
95TH PERCENTILE	110.0000
98TH PERCENTILE	110.0000
99TH PERCENTILE	110.0000
MAXIMUM VALUE	110.0000

VARIABLE NAME	UNIT OF MEASUREMENT	DATA SUBSET
F-W SRMW	PPB	GRDR

HISTOGRAM

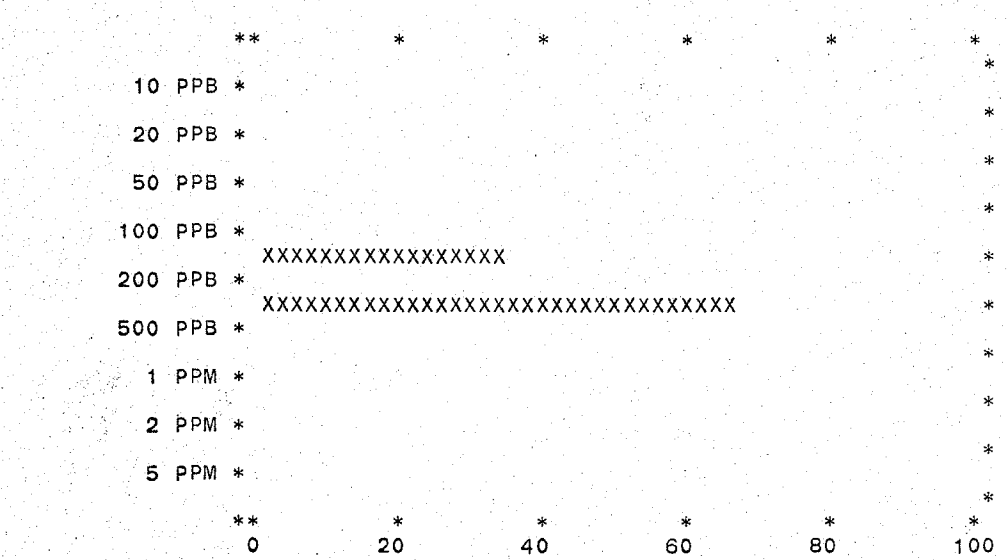

	N	%	CUM %
100 PPB	1	33.33	33.33
200 PPB	2	66.67	100.00

SUMMARY STATISTICS

TOTAL NUMBER OF SAMPLES	3
NUMBER OF ZERO VALUE SAMPLES	0
NUMBER OF NON-ZERO SAMPLES	3
ARITHMETIC MEAN	256.6667
VARIANCE	3733.3333
STANDARD DEVIATION	61.1010
SKEW	-.3818
EXCESS KURTOSIS	-1.5000
COEFFICIENT OF VARIANCE, %	23.8056
STANDARD ERROR OF THE MEAN	35.2767
LOWER 95% LIMIT ON THE MEAN	144.4163
UPPER 95% LIMIT ON THE MEAN	368.9171
LOWER 95% LIMIT ON THE RANGE	62.2433
UPPER 95% LIMIT ON THE RANGE	451.0901
GEOMETRIC MEAN	251.4740
LOG10 MEAN	2.4005
LOG10 VARIANCE	.0120
LOG10 STANDARD DEVIATION	.1096
STANDARD ERROR ON THE MEAN	.0633
LOWER 95% LIMIT ON THE MEAN	158.1676
UPPER 95% LIMIT ON THE MEAN	399.8238
LOWER 95% LIMIT ON THE RANGE	112.6420
UPPER 95% LIMIT ON THE RANGE	561.4174
MINIMUM VALUE	190.0000
25TH PERCENTILE OR 1ST QUARTILE	270.0000
50TH PERCENTILE OR MEDIAN	270.0000
75TH PERCENTILE OR 3RD QUARTILE	310.0000
80TH PERCENTILE	310.0000
90TH PERCENTILE	310.0000
95TH PERCENTILE	310.0000
98TH PERCENTILE	310.0000
99TH PERCENTILE	310.0000
MAXIMUM VALUE	310.0000

VARIABLE NAME	UNIT OF MEASUREMENT	DATA SUBSET
F-W SRMW	PPB	UMFC



NUMBER OF NON-ZERO SAMPLES IS LT 3 - NO HISTOGRAM

SUMMARY STATISTICS

TOTAL NUMBER OF SAMPLES	1
NUMBER OF ZERO VALUE SAMPLES	0
NUMBER OF NON-ZERO SAMPLES	1
ARITHMETIC MEAN	150.0000
VARIANCE	.0000
STANDARD DEVIATION	.0000
SKEW	.0000
EXCESS KURTOSIS	.0000
COEFFICIENT OF VARIANCE, %	.0000
STANDARD ERROR OF THE MEAN	.0000
LOWER 95% LIMIT ON THE MEAN	150.0000
UPPER 95% LIMIT ON THE MEAN	150.0000
LOWER 95% LIMIT ON THE RANGE	150.0000
UPPER 95% LIMIT ON THE RANGE	150.0000
GEOMETRIC MEAN	150.0000
LOG10 MEAN	2.1761
LOG10 VARIANCE	.0000
LOG10 STANDARD DEVIATION	.0000
STANDARD ERROR ON THE MEAN	.0000
LOWER 95% LIMIT ON THE MEAN	150.0000
UPPER 95% LIMIT ON THE MEAN	150.0000
LOWER 95% LIMIT ON THE RANGE	150.0000
UPPER 95% LIMIT ON THE RANGE	150.0000
MINIMUM VALUE	150.0000
25TH PERCENTILE OR 1ST QUARTILE	150.0000
50TH PERCENTILE OR MEDIAN	150.0000
75TH PERCENTILE OR 3RD QUARTILE	150.0000
80TH PERCENTILE	150.0000
90TH PERCENTILE	150.0000
95TH PERCENTILE	150.0000
98TH PERCENTILE	150.0000
99TH PERCENTILE	150.0000
MAXIMUM VALUE	150.0000

VARIABLE NAME: F-W SRMW
UNIT OF MEASUREMENT: PPB
DATA SUBSET: UKNN

HISTOGRAM

		N	%	CUM %
100 PPT	XXXXX	57	9.36	9.36
200 PPT				
500 PPT				
1 PPB				
2 PPB				
5 PPB	X	16	2.63	11.99
10 PPB				
20 PPB	X	11	1.81	13.79
50 PPB	XXXXXXXXXXXXXX	172	28.24	42.04
100 PPB	XXXXXXXXXXXXXXXXXXX	235	38.59	80.62
200 PPB	XXXXXXXX	98	16.09	96.72
500 PPB	X	15	2.46	99.18
1 PPM	I	1	.16	99.34
2 PPM	I	1	.16	99.51
5 PPM				
10 PPM	I	3	.49	100.00
20 PPM				
50 PPM				

0 20 40 60 80 100
PERCENT

SUMMARY STATISTICS

TOTAL NUMBER OF SAMPLES	609
NUMBER OF ZERO VALUE SAMPLES	57
NUMBER OF NON-ZERO SAMPLES	552
ARITHMETIC MEAN	126.7029
VARIANCE	**********
STANDARD DEVIATION	658.0226
SKEW	13.2972
EXCESS KURTOSIS	177.4599
COEFFICIENT OF VARIANCE, %	519.3429
STANDARD ERROR OF THE MEAN	28.0073
LOWER 95% LIMIT ON THE MEAN	71.6831
UPPER 95% LIMIT ON THE MEAN	181.7227
LOWER 95% LIMIT ON THE RANGE	-1165.9693
UPPER 95% LIMIT ON THE RANGE	1419.3751
GEOMETRIC MEAN	64.0388
LOG10 MEAN	1.8064
LOG10 VARIANCE	.1080
LOG10 STANDARD DEVIATION	.3286
STANDARD ERROR ON THE MEAN	.0140
LOWER 95% LIMIT ON THE MEAN	60.1130
UPPER 95% LIMIT ON THE MEAN	68.2210
LOWER 95% LIMIT ON THE RANGE	14.4854
UPPER 95% LIMIT ON THE RANGE	283.1104
MINIMUM VALUE	10.0000
25TH PERCENTILE OR 1ST QUARTILE	42.0000
50TH PERCENTILE OR MEDIAN	64.0000
75TH PERCENTILE OR 3RD QUARTILE	92.0000
80TH PERCENTILE	110.0000
90TH PERCENTILE	140.0000
95TH PERCENTILE	180.0000
98TH PERCENTILE	320.0000
99TH PERCENTILE	480.0000
MAXIMUM VALUE	9600.0000

SUMMARY STATISTICS

SUBSET	VARIABLE	UNITS	N	ARITH MEAN	STD DEV	CV %	SKEW	EXCESS KURT	95% LIMITS ON MEAN		GEOM MEAN	LOG 10 MEAN	STD DEV	95% LIMITS ON MEAN	
QRTZ	F-W SRMW	PPB	336	114.	112.	98.2	9.04	119.48	102.	126.	91.4	1.9608	.2841	85.2	98.0
SLSN	F-W SRMW	PPB	11	83.6	37.0	44.3	.40	-.99	59.1	108.	76.2	1.8817	.2006	56.0	103.
SNDS	F-W SRMW	PPB	125	100.	84.5	84.5	2.39	7.47	85.1	115.	77.8	1.8909	.2947	69.0	87.7
ARGL	F-W SRMW	PPB	115	153.	412.	268.8	7.10	53.33	77.3	230.	79.2	1.8986	.3926	67.0	93.6
SHLE	F-W SRMW	PPB	109	116.	156.	134.1	8.07	74.10	86.6	146.	89.1	1.9498	.2792	78.8	101.
DORT	F-W SRMW	PPB	8	48.5	22.8	47.1	2.11	2.76	29.9	67.1	45.4	1.6572	.1524	34.1	60.5
BSLT	F-W SRMW	PPB	24	73.5	33.9	46.1	.79	-.09	59.2	87.8	66.6	1.8235	.1970	55.0	80.6
LMSN	F-W SRMW	PPB	78	77.8	45.8	58.9	1.83	5.69	67.5	88.2	67.0	1.8261	.2394	59.2	75.9
DLMT	F-W SRMW	PPB	78	41.1	21.1	51.3	1.83	3.27	36.3	45.9	37.2	1.5708	.1845	33.8	41.0
SYNT	F-W SRMW	PPB	8	139.	88.7	63.7	.33	-1.37	66.9	212.	113.	2.0524	.3153	62.4	204.
GLCM	F-W SRMW	PPB	84	86.0	79.7	92.7	2.27	6.31	68.7	103.	62.3	1.7945	.3408	52.6	73.9
BEXV	F-W SRMW	PPB	9	69.8	26.2	37.6	.59	-1.04	50.0	89.5	65.7	1.8174	.1592	49.8	86.6
SCST	F-W SRMW	PPB	52	143.	89.1	62.5	5.43	32.38	118.	167.	131.	2.1187	.1494	119.	145.
GRNS	F-W SRMW	PPB	23	204.	376.	183.9	4.25	16.69	42.2	367.	126.	2.1019	.3383	90.4	177.
BGNS	F-W SRMW	PPB	6	85.7	12.7	14.9	1.32	.36	72.9	98.4	85.0	1.9292	.0600	74.0	97.5
GRDR	F-W SRMW	PPB	3	257.	61.1	23.8	-.38	-1.50	144.	369.	251.	2.4005	.1096	158.	400.
UMFC	F-W SRMW	PPB	1	150.	.100E-05	.0	.00	.00	150.	150.	150.	2.1761	.0000	150.	150.
UKNN	F-W SRMW	PPB	552	127.	658.	519.3	13.30	177.46	71.7	182.	64.0	1.8064	.3286	60.1	68.2

SUBSET	VARIABLE	UNITS	N	MIN VALUE	PERCENTILE 25TH	50TH	75TH	80TH	90TH	95TH	98TH	99TH	MAX VALUE
QRTZ	F-W SRMW	PPB	336	10.000	56.000	98.000	140.000	160.000	190.000	220.000	290.000	450.000	1700.000
SLSN	F-W SRMW	PPB	11	40.000	54.000	90.000	108.000	132.000	150.000	150.000	150.000	150.000	150.000
SNDS	F-W SRMW	PPB	125	26.000	46.000	70.000	130.000	150.000	184.000	300.000	340.000	560.000	560.000
ARGL	F-W SRMW	PPB	115	10.000	42.000	76.000	140.000	140.000	190.000	250.000	2400.000	3700.000	3700.000
SHLE	F-W SRMW	PPB	109	24.000	56.000	80.000	140.000	150.000	190.000	240.000	310.000	1600.000	1600.000
DORT	F-W SRMW	PPB	8	34.000	40.000	42.000	48.000	48.000	104.000	104.000	104.000	104.000	104.000
BSLT	F-W SRMW	PPB	24	30.000	46.000	64.000	96.000	108.000	130.000	160.000	160.000	160.000	160.000
LMSN	F-W SRMW	PPB	78	20.000	44.000	70.000	98.000	110.000	130.000	160.000	190.000	300.000	300.000
DLMT	F-W SRMW	PPB	78	20.000	26.000	34.000	48.000	52.000	68.000	96.000	110.000	120.000	120.000
SYNT	F-W SRMW	PPB	8	40.000	58.000	140.000	260.000	260.000	260.000	260.000	260.000	260.000	260.000
GLCM	F-W SRMW	PPB	84	15.000	34.000	56.000	130.000	140.000	170.000	230.000	380.000	450.000	450.000
BEXV	F-W SRMW	PPB	9	40.000	56.000	56.000	110.000	110.000	110.000	110.000	110.000	110.000	110.000
SCST	F-W SRMW	PPB	52	76.000	110.000	130.000	140.000	160.000	180.000	230.000	720.000	720.000	720.000
GRNS	F-W SRMW	PPB	23	48.000	70.000	120.000	170.000	180.000	350.000	1900.000	1900.000	1900.000	1900.000
BGNS	F-W SRMW	PPB	6	76.000	76.000	86.000	86.000	110.000	110.000	110.000	110.000	110.000	110.000
GRDR	F-W SRMW	PPB	3	190.000	270.000	270.000	310.000	310.000	310.000	310.000	310.000	310.000	310.000
UMFC	F-W SRMW	PPB	1	150.000	150.000	150.000	150.000	150.000	150.000	150.000	150.000	150.000	150.000
UKNN	F-W SRMW	PPB	552	10.000	42.000	64.000	92.000	110.000	140.000	180.000	320.000	480.000	9600.000

REGIONAL STREAM SEDIMENT AND WATER GEOCHEMICAL RECONNAISSANCE DATA, YUKON TERRITORY 1977. GSC-OF 520, NGR 31-1977, NTS 116B,C,F,G

TABLE OF SAMPLES WITH VALUES IN EXCESS OF THE 90TH PERCENTILE

DISPLAY IS - BLANK 90TH + 95TH * 98TH ** 99TH ***

MAP	ID	ROCK	RATING	ZN	CU	PB	NI	CO	AG	MN	FE	BA	MO	W	HG	U	U-W	F-W
116B	761002	QRTZ	5			+			**					+				
116B	761004	QRTZ	5											+		***		
116B	761005	QRTZ	10	+					*			**	*	*				
116B	761006	SLSN	4												***			
116B	761009	QRTZ	5			**								+		+		
116B	761011	QRTZ	7											*		*		**
116B	761012	SNDS	5											*		+		*
116B	761018	QRTZ	15	+	***	+		*	*				+	+		**		
116B	761019	QRTZ	11		+	***			***					+		+		
116B	761022	QRTZ	10			***			+					*		**		
116B	761023	QRTZ	5		+	*			+					+				
116B	761025	QRTZ	4			*								+		+		
116B	761028	QRTZ	7			+								**		**		
116B	761029	QRTZ	5		+	+								+		*		
116B	761034	QRTZ	10	+					*			**	**	+				
116B	761036	SLSN	4												***			
116B	761037	SLSN	4												***			
116B	761044	QRTZ	15		+	*		+		+			*	**		***		+
116B	761045	QRTZ	6	+		+			*				+	+				
116B	761048	QRTZ	9	+	*								**	+		*		
116B	761050	SLSN	4												***			
116B	761053	SLSN	4												***			
116B	761054	SLSN	4												***			
116B	761055	SLSN	4												***			
116B	761056	SLSN	4												***			
116B	761057	SLSN	4												***			
116B	761058	SNDS	8	+	*					+			+	*		+		
116B	761062	SHLE	5		***									+				
116B	761067	SNDS	6				*	*			+			+				
116B	761069	SLSN	4												***			
116B	761073	BSLT	5								***			+				
116B	761075	QRTZ	13	*	*			+	*	+	+		*	+		+		
116B	761077	SHLE	7		+					***				+				+
116B	761078	SNDS	14	+	*	**			**	*		+	+	+				
116B	761079	QRTZ	5			+	+	+			+			+				
116B	761083	QRTZ	8		+		*	*			*			+				
116B	761086	SNDS	7				*	**			+			+				
116B	761087	SNDS	6				*	*			+			+				
116B	761088	QRTZ	10				*	***			**			+				
116B	761090	QRTZ	5				+	+		+	+			+				
116B	761091	QRTZ	8					+		***			+	*				
116B	761096	ARGL	19	**	**		**	*			+	+	*	+		+		*
116B	761097	ARGL	7						+			***	+	+				
116B	761098	ARGL	19	*	+		*		*				***	**		*		**
116B	761099	ARGL	7								**		+	+				*
116B	761100	ARGL	27	***	***		***	**			+	**	*	+		**		*
116B	761103	ARGL	17		*				***		+		*	+		*	+	***
116B	761104	ARGL	13	*	+		*		*			+	**	+		+		
116B	761107	SNDS	10	+						*	**		*	*				
116B	761111	SNDS	21	***	+	*	***		**				***	*		+		

REGIONAL STREAM SEDIMENT AND WATER GEOCHEMICAL RECONNAISSANCE DATA, YUKON TERRITORY 1977. GSC-OF 520, NGR 31-1977, NTS 116B,C,F,G

TABLE OF SAMPLES WITH VALUES IN EXCESS OF THE 90TH PERCENTILE

DISPLAY IS - BLANK 90TH + 95TH * 98TH ** 99TH ***

MAP	ID	ROCK	RATING	ZN	CU	PB	NI	CO	AG	MN	FE	BA	MO	W	HG	U	U-W	F-W
116B	761112	SHLE	6				+	*			*			+				
116B	761113	SHLE	4					*			+			+				
116B	761116	SNDS	5				+	*			+			+				
116B	761117	SNDS	4					+			+	+		+				
116B	761118	QRTZ	9		+		+	+			*	*	+	+				
116B	761119	SNDS	4		+							*		+				
116B	761122	SNDS	12	**			+						**	+			*	*
116B	761124	SNDS	4	*									+	+				
116B	761131	SNDS	15	+				***		***	***		+	+				
116B	761133	SNDS	7							**	*	+		+				
116B	761137	ARGL	4						+		*			+				
116B	761143	ARGL	14					***		***	***		+	+				
116B	761148	LMSN	4							*				*				
116B	761153	SNDS	5									***		+				
116B	761157	ARGL	6							**	*			+				
116B	761158	ARGL	6			***				+				+				
116B	761174	QRTZ	10		+	**		*		**				+				
116B	761175	QRTZ	8		+	+				*			+	+		*		
116B	761176	SNDS	6			+						*		+		*		
116B	761177	SYNT	4												***			
116B	761178	SYNT	4												***			
116B	761179	SYNT	4												***			
116B	761180	SNDS	4			+								+		*		
116B	761182	QRTZ	4											**		+		
116B	761185	QRTZ	15		**		**	***			**		+	+				
116B	761187	QRTZ	4				+	+		+				+				
116B	761188	QRTZ	9		+		*	**			*			+				
116B	761192	QRTZ	13		*	*	**	**			+		+	+				
116B	761194	BSLT	8				+	***			+	+		+				
116B	761202	QRTZ	4							+	+		+	+				
116B	761205	SHLE	5		*			+		+				+				
116B	761207	BSLT	12		***	+				+			***	+		+		
116B	761216	BSLT	5				***							+				
116B	761238	ARGL	6			*		*		+				+				
116B	761245	SLSN	4												***			
116B	761246	QRTZ	15	+	**	*			+		*	**	+	+		+		
116B	761247	SHLE	5		+	+				*				+				
116B	761252	QRTZ	7		+	+				*				*		+		
116B	761254	QRTZ	24	*	***	*	+	+	***		***		**	+		*		
116B	761256	SHLE	4		**									+				
116B	761257	QRTZ	12		*	+		***		**	+			+				
116B	761266	QRTZ	5				+	+			+	+		+				
116B	761268	QRTZ	5	+	+					+	+			+				
116B	761270	SHLE	5		*			+			+			+				
116B	761271	SHLE	9		**		+	*		+	+			+				
116B	761276	DLMT	12				**	*	+		*	+	*			+		
116B	761277	DLMT	13				***	***	+		***							
116B	761286	DLMT	6						+								***	+
116B	761293	BSLT	7			***	+	+						+				
116B	761294	SHLE	7				+	**			*			+				

REGIONAL STREAM SEDIMENT AND WATER GEOCHEMICAL RECONNAISSANCE DATA, YUKON TERRITORY 1977. GSC-OF 520, NGR 31-1977, NTS 116B,C,F,G

TABLE OF SAMPLES WITH VALUES IN EXCESS OF THE 90TH PERCENTILE

DISPLAY IS - BLANK 90TH + 95TH * 98TH ** 99TH ***

MAP	ID	ROCK	RATING	ZN	CU	PB	NI	CO	AG	MN	FE	BA	MO	W	HG	U	U-W	F-W
116B	761296	SNDS	5				+	+				*		+				
116B	761298	SNDS	13	*	+		*	+				**	*	+			+	
116B	761299	SNDS	7	*			**					+		+				
116B	761309	ARGL	5						*			*		+				
116B	761315	ARGL	6						***				+	+				
116B	761317	QRTZ	10		**						*		***	+				
116B	761318	QRTZ	11	+	*			+	*				*	+		*		
116B	761319	SYNT	4												***			
116B	761320	SNDS	12		**	+			*		*		*	+		+		
116B	761322	SNDS	5		+				*				+	+				
116B	761323	QRTZ	15		***	**			*				*	+		**		
116B	761324	SYNT	4												***			
116B	761325	ARGL	7										+	*		***		
116B	761326	QRTZ	6	+	+								+	+		*		
116B	761327	QRTZ	12		+	+		+		*	*			+		***		
116B	761328	QRTZ	10		*	**				*			+	+		+		
116B	761329	QRTZ	4			*				+				+				
116B	761330	QRTZ	9									*	*	**		*		
116B	761335	ARGL	4								+			*		+		
116B	761337	SNDS	8	+	*				*			+	+	+				
116B	761338	SYNT	4												***			
116B	761339	SYNT	4												***			
116B	761342	SYNT	4												***			
116B	761343	SNDS	11			*						+		**		*		**
116B	761367	QRTZ	8	*	+	*		*						+				
116B	761380	QRTZ	5							***				+				
116B	761384	QRTZ	6			+		+		*	+			+				
116B	761387	QRTZ	5					+		+	*			+				
116B	761396	QRTZ	5					+		+	*			+				
116B	761397	QRTZ	15	*	*		*	+			*	**	*	+				
116B	761398	QRTZ	20	**	*		**	*	+		*	***	*	+				
116B	761406	SNDS	5							*	*			+				
116B	761407	SNDS	7		***				*					+				
116B	761417	QRTZ	17	+	*		***	**	*		*		+	+		+		
116B	761418	QRTZ	20	+	**			*	**	+	**	+	**	+		*		
116B	761425	QRTZ	5	*			+					+		+				
116B	761427	QRTZ	10	*			+				*	***		+				
116B	761428	QRTZ	4									**		+				
116B	761429	BSLT	6									***	+	+				
116B	761433	SNDS	7	*	+		+					*		+				
116B	763009	SNDS	14			+							*	***		***		**
116B	763022	SNDS	10			*								+		**		***
116B	763118	SNDS	4											*		*		
116B	763197	SNDS	11			***			***					+		+		+
116B	775005	GLCM	9						+		***			*	*			
116B	775006	GLCM	14	***		+			+					*		*	***	
116B	775018	SHLE	5						+				+	+	+	+		
116B	775019	SHLE	20	***			**	*			***		+	+			***	+
116B	775020	SHLE	7			+							+	+	+		*	+
116B	775022	SHLE	23	**			***	***		**			***	+		***		

REGIONAL STREAM SEDIMENT AND WATER GEOCHEMICAL RECONNAISSANCE DATA, YUKON TERRITORY 1977. GSC-OF 520, NGR 31-1977, NTS 116B,C,F,G

TABLE OF SAMPLES WITH VALUES IN EXCESS OF THE 90TH PERCENTILE

DISPLAY IS - BLANK 90TH + 95TH * 98TH ** 99TH ***

MAP	ID	ROCK	RATING	ZN	CU	PB	NI	CO	AG	MN	FE	BA	MO	W	HG	U	U-W	F-W
116B	775023	SHLE	17	*			*	+					***	+	**	**		+
116B	775025	SHLE	16	*			+	+			*		*	+	*	*	**	
116B	775026	SHLE	6						+				+	+	+	*		
116B	775028	SHLE	9	*			+						*	+		+	*	
116B	775032	GLCM	9			**			+			*	+	*				
116B	775037	GLCM	4						+				+	*				
116B	775038	DLMT	4				+		+		+	+						
116B	775039	DLMT	5				+	+	+	+	+							
116B	775040	GLCM	20	+			*		+			***	***	*		**	**	
116B	775043	GLCM	4						+				+	*				
116B	775053	DLMT	7					*	+		**					+		
116B	775054	DLMT	4					+	+		*							
116B	775055	GLCM	5						+		*			*				
116B	775056	GLCM	8		+	*			+	+	+			*				
116B	775057	DLMT	4						+	**								
116B	775058	GLCM	4			+			+					*				
116B	775059	ARGL	4			**								+				
116B	775067	GLCM	4			+			+					*				
116B	775069	GLCM	4			+			+					*				
116B	775072	GLCM	5		+			+	+					*				
116B	775073	GLCM	5						+					*		*		
116B	775074	GLCM	8		+				+					*		***		
116B	775077	GLCM	7					*	+		*			*				
116B	775079	GLCM	5				+		+			+		*				
116B	775080	GLCM	5						**					*				
116B	775082	GLCM	14	*			*		*			**	*	*		+		
116B	775084	GLCM	4		+				+					*				
116B	775085	GLCM	5						+			+	+	*				
116B	775086	GLCM	12	*			***		*				*	*				
116B	775088	GLCM	12		*				+	**		*	*	*				
116B	775089	ARGL	9		*			*		*				+		*		
116B	775090	GLCM	8		***				+	+				*				
116B	775091	ARGL	6		*			+		*				+				
116B	775092	ARGL	6		+			+		*	+			+				
116B	775093	GLCM	12		**			+	+		*			***		+		
116B	775094	GLCM	11		*			+	+	+	+			***		+		
116B	775095	ARGL	4							*				*				
116B	775096	LMSN	13	+			+						***	***		+	*	
116B	775100	GLCM	5						+					***				
116B	775102	LMSN	23	***			+					*	*	**	***	**	***	
116B	775103	LMSN	7	+								***		*				
116B	775109	LMSN	10		*			+		***	+			*				
116B	775112	GLCM	5		*				+					*				
116B	775113	GLCM	4						+			+		*				
116B	775114	GLCM	12					**	+	*	**		+	*				
116B	775116	SHLE	14		*				***					**	***	+		
116B	775124	SHLE	15	*			*				**		*	***		*		
116B	775126	SHLE	4											+		*	+	
116B	775129	SHLE	4											**	+			
116B	775134	SHLE	6						+				*	**				

TABLE OF SAMPLES WITH VALUES IN EXCESS OF THE 90TH PERCENTILE

DISPLAY IS - BLANK 90TH + 95TH * 98TH ** 99TH ***

MAP	ID	ROCK	RATING	ZN	CU	PB	NI	CO	AG	MN	FE	BA	MO	W	HG	U	U-W	F-W
116B	775135	SHLE	5											**			*	
116B	775140	GLCM	4						+	+				*				
116B	775145	SHLE	5			***								+				
116B	775146	ARGL	7		**			+						+		*		
116B	775154	GLCM	6	+		*			+					*				
116B	775155	GLCM	10	*		***			+	+				*				
116B	775156	ARGL	4			*				+				+				
116B	775160	GLCM	6	+		+	+		+					*				
116B	775162	GLCM	15				+		***			*	**	*		*	+	
116B	775163	SHLE	4		+					*				+				
116B	775166	DLMT	7		**			+	+	*								
116B	775167	DLMT	9		*			+	+	+						**	+	
116B	775169	DLMT	6						+			**			*			
116B	775170	DLMT	4	+		+			+						+			
116B	775172	DLMT	13	**		***			+						***		+	
116B	775176	DLMT	9	+	+	*		+	**	+								
116B	775179	DLMT	12	*	+	**		+	**	*								
116B	775180	DLMT	10	***	*	*			+	+								
116B	775182	DLMT	14	+	***	+		**	+	***								
116B	775184	GLCM	9	+	*	**			+					*				
116B	775185	SHLE	4			*				+				+				
116B	775186	SHLE	6		*	*			+					+				
116B	775189	LMSN	4			+				+				*				
116B	775194	LMSN	4					*						*				
116B	775195	LMSN	6	+		+		*						*				
116B	775199	LMSN	12		+		**	***			*			*				
116B	775209	QRTZ	4		*				+					+				
116B	775212	QRTZ	7				**	*			+			+				
116B	775214	QRTZ	4				*	+						+				
116B	775215	QRTZ	7				*	*			*			+				
116B	775220	GLCM	6				+		+		+			*				+
116B	775222	GLCM	5					+	+		+			*				
116B	775223	GLCM	8		+		*	*	+	*								
116B	775231	GLCM	4						+					*				+
116B	775236	QRTZ	5				+		+				+	+	+			
116B	775238	QRTZ	8				*	*			**			+				
116B	775252	LMSN	7		*	*				+				*				
116B	775253	LMSN	7			**				*				*				
116B	775254	LMSN	5					**						*				
116B	775255	LMSN	5			*				+				*				
116B	775260	LMSN	6			***								*				
116B	775280	GLCM	4						+					*	+			
116B	775282	QRTZ	4											+	**			
116B	775287	ARGL	5				+	*			+			+				
116B	775299	QRTZ	11			*			***			*		+	*			
116B	775300	ARGL	6						+					+	***			
116B	775303	ARGL	7					+			*			***				
116B	775312	GLCM	5						+					***				
116B	775315	ARGL	4											+	**			
116B	775316	ARGL	6				+					+		+	**			

TABLE OF SAMPLES WITH VALUES IN EXCESS OF THE 90TH PERCENTILE

DISPLAY IS - BLANK 90TH + 95TH * 98TH ** 99TH ***

MAP	ID	ROCK	RATING	ZN	CU	PB	NI	CO	AG	MN	FE	BA	MO	W	HG	U	U-W	F-W
116B	775322	ARGL	13	+	+		+		+			*	+	+	**		+	+
116B	775324	GLCM	12	**			**		+					*	+			*
116B	775325	GLCM	6						+					*	*			+
116B	775327	GLCM	7	+			+		+					*	+			+
116B	775328	GLCM	9				+		*			+		*	*			+
116B	775329	GLCM	6						+					*	**			
116B	775331	GLCM	4						+					*		+		
116B	775332	GLCM	6						*					*	+	+		
116B	775338	SCST	4															***
116B	775343	SCST	5				*			+						*		
116B	775346	SCST	6	+		*						+				*		
116B	775351	QRTZ	4									+		+			*	
116B	775355	SCST	4	+		+				*								
116B	775362	SCST	6									*				***		
116B	775363	SCST	5				*				+		*					
116B	775364	SCST	5			*							*				+	
116B	775368	SCST	4		*												*	
116B	775372	SCST	4										*		*			
116B	775374	SCST	6						*								*	*
116B	775386	SCST	4														***	
116B	775389	SCST	5		+		+	+					*					
116B	775395	SCST	4	+					+	+						+		
116B	775404	SCST	8				+	+		***	+	+						
116B	775405	SCST	7		+			+	*		*							+
116B	775406	GLCM	4						*					*				
116B	775411	SCST	32	***	*	***	***	*	***			***	***		***			
116B	775413	GLCM	5					*	+					*				
116B	775422	GLCM	7						+					*	***			
116B	775424	GLCM	4						*					*				
116B	775426	GLCM	4					+	+					*				
116B	775429	QRTZ	5						*					+	*			
116B	775430	QRTZ	4											+	**			
116B	775434	GLCM	5						*					*			+	
116B	775435	GRNS	6									+		***	+			
116B	775437	GRNS	15	+	+				***	***				+		***		
116B	775440	QRTZ	4									*		+	+			
116B	775447	GLCM	12					***	+	***	+			*				
116B	775450	GLCM	5						+	*				*				
116B	775455	GRNS	9			+								+		*	+	***
116B	775456	BSLT	9							***				+		***		
116C	775003	LMSN	9		+				+		+		+	*	+			*
116C	775004	SNDS	8						*			+		+	***			
116C	775005	SNDS	6						*				+	+	+		+	
116C	775022	DLMT	14						+			+	**		+	*	*	***
116C	775023	DLMT	4						+				*				+	
116C	775024	DLMT	10						+			*	+			+	*	**
116C	775025	DLMT	10						+			+	*			+	**	*
116C	775026	DLMT	12				+		+				***		+	***		+
116C	775027	DLMT	13				+		+			***	*		+	**		+
116C	775031	SHLE	4						*					+			+	

REGIONAL STREAM SEDIMENT AND WATER GEOCHEMICAL RECONNAISSANCE DATA, YUKON TERRITORY 1977. GSC-OF 520, NGR 31-1977, NTS 116B,C,F,G

TABLE OF SAMPLES WITH VALUES IN EXCESS OF THE 90TH PERCENTILE

DISPLAY IS - BLANK 90TH + 95TH * 98TH ** 99TH ***

MAP	ID	ROCK	RATING	ZN	CU	PB	NI	CO	AG	MN	FE	BA	MO	W	HG	U	U-W	F-W
116C	775035	QRTZ	5						+					+			**	
116C	775038	QRTZ	4						+					+			*	
116C	775040	QRTZ	5						***					+				
116C	775044	QRTZ	4											***				
116C	775046	QRTZ	7											***	+	+	+	
116C	775047	QRTZ	6						+			+		+			*	+
116C	775049	QRTZ	7											***			**	
116C	775050	QRTZ	7											+			***	*
116C	775051	SNDS	5											+			**	+
116C	775054	QRTZ	8						**			+	*	+			+	
116C	775055	QRTZ	7						+				***	+	+			
116C	775062	QRTZ	8											+			***	**
116C	775063	QRTZ	5											+			*	*
116C	775064	QRTZ	5											+				***
116C	775068	SHLE	5	+			*							+			+	
116C	775069	DLMT	4						+								**	
116C	775088	DLMT	8	*		+			***						+			
116C	775089	SHLE	4			**								+				
116C	775090	LMSN	14		***				+		***		+	*	*			
116C	775092	LMSN	4								*			*				
116C	775094	LMSN	4											*	*			
116C	775095	LMSN	4					+					+	*				
116C	775097	LMSN	5								+			*				*
116C	775099	LMSN	18	*	+		*		***				*	*	*	*	+	
116C	775100	LMSN	7				+		**					*	+			
116C	775102	LMSN	4						*					*				
116C	775103	LMSN	4						+					*	+			
116C	775105	LMSN	7						*			*	+	*				
116C	775110	LMSN	4										+	*		+		
116C	775111	LMSN	19	*			***						**	*	***	***		
116C	775116	LMSN	4											*			*	
116C	775128	SHLE	6	+										+			+	**
116C	775129	QRTZ	32	***			***	**	*	*	***		***	*		*	+	***
116C	775130	QRTZ	18	***			*		*	+	***		*	+		+		+
116C	775133	SHLE	10	+			*				+		+	+				***
116C	775134	SHLE	5	+										+			+	*
116C	775135	LMSN	23	**	**		*	+				**	+	*		+	**	***
116C	775136	QRTZ	19	**					*		+	*	***	+		+	*	**
116C	775139	SHLE	6		+	*					*			+				
116C	775142	SHLE	4						**					+				
116C	775147	LMSN	6						+					*			+	*
116C	775151	LMSN	6						+					*				**
116C	775153	LMSN	6	+		+								*		*		
116C	775159	ARGL	4					*			+			+				
116C	775160	ARGL	6				+	*			*			+				
116C	775163	GRNS	6		*		+	+			+			+				
116C	775164	GRNS	7					*		*	*			+				
116C	775166	GRNS	17		***		***	***			***			+				
116C	775167	LMSN	8					*		+	**			*				
116C	775168	ARGL	8	+			+	+	*					+			*	

REGIONAL STREAM SEDIMENT AND WATER GEOCHEMICAL RECONNAISSANCE DATA, YUKON TERRITORY 1977. GSC-OF 520, NGR 31-1977, NTS 116B,C,F,G

TABLE OF SAMPLES WITH VALUES IN EXCESS OF THE 90TH PERCENTILE

DISPLAY IS - BLANK 90TH + 95TH * 98TH ** 99TH ***

MAP	ID	ROCK	RATING	ZN	CU	PB	NI	CO	AG	MN	FE	BA	MO	W	HG	U	U-W	F-W
116C	775170	GRNS	19	***			*		*			***	***	+	+	+		
116C	775174	QRTZ	5				+	+	+			+		+				
116C	775177	QRTZ	4						+					+	*			
116C	775180	SCST	7		+			*		*	*							
116C	775182	SCST	19	*	***		+	***		*	***		*					
116C	775199	BSLT	12											***			***	***
116C	775203	QRTZ	7		+					**		*		+				
116C	775205	QRTZ	8											+	***		**	
116C	775233	QRTZ	4											+				**
116C	775237	QRTZ	9				+	*		**				+				*
116C	775259	QRTZ	5	+										+				**
116C	775270	QRTZ	4											+			*	+
116C	775274	SNDS	6											+			***	+
116C	775276	LMSN	7		+					**				*	+			
116C	775278	QRTZ	5	**			+							+				
116C	775283	ARGL	5	+			+							+			*	
116C	775289	ARGL	10	*			*							+			***	+
116C	775290	QRTZ	11	*					+			*	***	+	+			
116C	775291	QRTZ	13	***			*		+	+			**	+	+			
116C	775302	QRTZ	4	*									+	+				
116C	775303	GRNS	5											+	***			
116C	775306	ARGL	7	+								*		+			*	+
116C	775308	ARGL	5	+										+		+	*	
116C	775311	ARGL	15	*	+		*					+	*	+		+	**	*
116C	775313	ARGL	4				+	+						+				+
116C	775314	QRTZ	4											+			+	*
116C	775322	QRTZ	6	*									+	+				*
116C	775327	QRTZ	17	**					+			***	+	+	*	+	*	*
116C	775332	SNDS	5											+			*	*
116C	775333	GLCM	8						+					*			*	**
116C	775334	SNDS	4											+			*	+
116C	775336	GLCM	8						+					*			+	***
116C	775337	GLCM	4						+					*			+	
116C	775343	GLCM	4						+					*				+
116C	775347	SNDS	4											+			**	
116C	775348	GLCM	8		+				+					*			*	*
116C	775350	QRTZ	6											+			+	***
116C	775359	QRTZ	5										+	+	**			
116C	775365	QRTZ	4											+			**	
116C	775366	QRTZ	12				***	***						+			*	+
116C	775388	QRTZ	8	*			+	+				+		+				*
116C	775407	QRTZ	7	+						***				+		+		
116C	775415	QRTZ	8						+	**		*		+			+	
116C	775417	GRNS	4			*							+	+				
116C	775419	GRNS	11	*		***				+		+	*	+				
116C	775420	GRNS	7										+	+			***	+
116C	775424	QRTZ	6											+		+	***	
116C	775425	QRTZ	5											+			*	*
116C	775430	QRTZ	7						+					+	***		+	
116C	775433	QRTZ	6			***						+		+				

TABLE OF SAMPLES WITH VALUES IN EXCESS OF THE 90TH PERCENTILE

DISPLAY IS - BLANK 90TH + 95TH * 98TH ** 99TH ***

MAP	ID	ROCK	RATING	ZN	CU	PB	NI	CO	AG	MN	FE	BA	MO	W	HG	U	U-W	F-W
116F	775031	UKNN	5								*			+	*			
116F	775038	UKNN	4		+					+				+	+			
116F	775039	UKNN	4		+			+		+				+				
116F	775040	UKNN	4					+						+				*
116F	775050	UKNN	8			***								+	**			
116F	775062	UKNN	5							*				+				*
116F	775083	UKNN	9	+	*		*	*						+		+		
116F	775086	UKNN	10	+	*	+	+		+				*	+		+		
116F	775089	UKNN	4			**								+				
116F	775091	UKNN	20	***	***		**	+	*				*	+	+	*		
116F	775092	UKNN	8	*			*	+	+					+				+
116F	775093	UKNN	20	*	***		*		**				*	**		*		*
116F	775096	UKNN	6			+			*					+	*			
116F	775106	UKNN	12	+	+		+		***			+	+	+	+	+		
116F	775114	UKNN	4					+		*				+				
116F	775117	UKNN	5					+		**				+				
116F	775118	UKNN	5		+			+		*				+				
116F	775130	UKNN	4	+					+					+			+	
116F	775131	UKNN	6		+	+			*			+		+				
116F	775134	UKNN	8	*			+		+					+			+	*
116F	775140	UKNN	4		+	*								+				
116F	775151	UKNN	5			***								+				
116F	775152	UKNN	5			***								+				
116F	775153	UKNN	4			**								+				
116F	775155	UKNN	5	+		**								+				
116F	775156	UKNN	5			***								+				
116F	775157	UKNN	6						**			+		+		+		
116F	775162	UKNN	12	+	+				***				*	+	+	*		
116F	775163	UKNN	4			+			*					+				
116F	775166	UKNN	9			***								+	***			
116F	775167	UKNN	4			**								+				
116F	775177	UKNN	14	+	**		+		***			*	+	+		+		
116F	775179	UKNN	12		*				**			+	+	***		+		
116F	775180	UKNN	16	+	*		+		***			***	+	+		+		+
116F	775184	UKNN	14	*			*		***				+	+	*			*
116F	775185	UKNN	4						**					+				
116F	775187	UKNN	4						*					+	+			
116F	775188	UKNN	4						*					+				+
116F	775191	UKNN	10	+	+	*			*				+	+	+	+		
116F	775192	UKNN	8						*					+			*	**
116F	775197	UKNN	37	***	***		***	***	***		*	+	*	***	+	***	+	*
116F	775198	UKNN	12		*		+		**			+	+	**		+		
116F	775204	UKNN	5	+	+		+		+					+				
116F	775232	UKNN	12	*	+		**	*					+	**				
116G	761002	UKNN	4			**								+				
116G	761007	UKNN	4			*				+				+				
116G	761009	UKNN	4	+			+							+		+		
116G	761012	UKNN	12	*			*					*	*	+		+		*
116G	761016	UKNN	9								***			+				***
116G	761017	UKNN	14								***		***	+		+		***

REGIONAL STREAM SEDIMENT AND WATER GEOCHEMICAL RECONNAISSANCE DATA, YUKON TERRITORY 1977. GSC-OF 520, NGR 31-1977, NTS 116B,C,F,G

TABLE OF SAMPLES WITH VALUES IN EXCESS OF THE 90TH PERCENTILE

DISPLAY IS - BLANK 90TH + 95TH * 98TH ** 99TH ***

MAP	ID	ROCK	RATING	ZN	CU	PB	NI	CO	AG	MN	FE	BA	MO	W	HG	U	U-W	F-W
116G	761018	UKNN	27	*	***		**	*			**		***	+		***		***
116G	761020	UKNN	24	***	*		***	**			*		*	+		**		**
116G	761022	UKNN	18	+			+	*		**		+	***	***		*		
116G	761023	UKNN	6									+	*	+		*		
116G	761024	UKNN	14	*	+		*					*	*	+		*		*
116G	761026	UKNN	16	*	*		*						***	+		**		*
116G	761027	UKNN	9	+			*		+			+	+	+		*		
116G	761028	UKNN	15	*			*				*		*	+		*		***
116G	761029	UKNN	8		***				+				+	+		+		
116G	761031	UKNN	21	*	*		**		+			*	**	+		**		***
116G	761032	UKNN	11		*				*			+	+	+		+		**
116G	761033	UKNN	16	*	*		+					+	**	+		**		**
116G	775006	UKNN	4					+		*				+				
116G	775009	UKNN	5		+	+								**				
116G	775017	UKNN	9		+	+			+		+			+	***			
116G	775019	UKNN	4											+	**			
116G	775025	UKNN	6		+						+			+	**			
116G	775026	UKNN	4		+									+	*			
116G	775027	UKNN	4				+	*						+				
116G	775030	UKNN	4					+			*			+				
116G	775031	UKNN	7					*		*				+			+	+
116G	775032	UKNN	6					+			+			+			+	*
116G	775034	UKNN	5		+				+					+	*			
116G	775035	UKNN	7		*									+	*		+	+
116G	775037	UKNN	7		+						+			**	+			+
116G	775038	UKNN	8		+	+			+					**	*			
116G	775039	UKNN	4											***				
116G	775040	UKNN	4		+									**				
116G	775042	UKNN	5					*						**				
116G	775043	UKNN	5											**				*
116G	775044	UKNN	4											***				
116G	775046	UKNN	8		*	+			+		+			**				
116G	775048	UKNN	6		+				+		+			+	+			+
116G	775049	UKNN	6		+			+	+					+	*			
116G	775050	UKNN	7		+			+			+			**	+			
116G	775051	UKNN	5		*									**				
116G	775052	UKNN	8		*								+	***		+		
116G	775054	UKNN	6								+			**				*
116G	775055	UKNN	6			+								**				*
116G	775056	UKNN	6		*						+			+	+		+	
116G	775057	UKNN	8		+			*			+			**	+			
116G	775058	UKNN	5					+		**				+				
116G	775060	UKNN	7					*		*	*			+				
116G	775065	UKNN	15	**			+	***		***	*			+				
116G	775066	UKNN	6							**				+			*	
116G	775067	UKNN	6					+		*	*			+				
116G	775068	UKNN	5					+	+	*				+				
116G	775114	UKNN	5							*				+				*
116G	775116	UKNN	4					*		+				+				
116G	775119	UKNN	8	+			+		+			*	+	+		+		

REGIONAL STREAM SEDIMENT AND WATER GEOCHEMICAL RECONNAISSANCE DATA, YUKON TERRITORY 1977. GSC-OF 520, NGR 31-1977, NTS 116B,C,F,G

TABLE OF SAMPLES WITH VALUES IN EXCESS OF THE 90TH PERCENTILE

DISPLAY IS - BLANK 90TH + 95TH * 98TH ** 99TH ***

MAP	ID	ROCK	RATING	ZN	CU	PB	NI	CO	AG	MN	FE	BA	MO	W	HG	U	U-W	F-W
116G	775120	UKNN	6	+			+		+			+		+		+		
116G	775122	UKNN	5									***		+				
116G	775132	UKNN	4	+										+			*	
116G	775142	UKNN	4	+										+	+		+	
116G	775143	UKNN	6													***		*
116G	775147	UKNN	11	+	+							+	*	+	+	+	**	
116G	775148	UKNN	20	*	*		*	+	**			***	+	+	*	*		
116G	775155	UKNN	11	+			+					***	+	+		*	+	
116G	775156	UKNN	6				+		+			+		+	+	+		
116G	775159	UKNN	24	*	***		*		*				*	+	***	*	***	+
116G	775160	UKNN	26	***	**		*		**				*	+	***	*	***	+
116G	775162	UKNN	31	**	**		**	+	+			***	***	**	***	***		+
116G	775164	UKNN	24	+	**		+		*			*	*	**	**	***	+	*
116G	775165	UKNN	25	+	**		*					*	***	**	*	***	***	
116G	775166	UKNN	23	+	*		*					*	**	**	**	*	***	+
116G	775167	UKNN	7	+		*						+	+	+		+		
116G	775168	UKNN	4									+	*	+				
116G	775169	UKNN	8	+		**						*		+	+			
116G	775170	UKNN	12	**		+						***		+			**	
116G	775172	UKNN	5											+		+	**	
116G	775173	UKNN	6						+					+		*	*	
116G	775174	UKNN	8									*	+	+		*	*	
116G	775176	UKNN	12	*	+		+		+				*	+	+	+	*	
116G	775177	UKNN	22	*	*		*					+	**	**	*	**	***	
116G	775185	UKNN	5			***								+				
116G	775196	UKNN	11								***			+			*	***
116G	775202	UKNN	12	+			+	***		***	+			+				
116G	775205	UKNN	4								+			+	*			
116G	775211	UKNN	4								+			**				
116G	775212	UKNN	6					+		**	+			+				
116G	775220	UKNN	6								**			**				
116G	775231	UKNN	14			*		**		***	*			+	*			
116G	775232	UKNN	7		*	*				*				+				
116G	775238	UKNN	7						+			+	+	**		+		
116G	775239	UKNN	4									+		+			*	
116G	775247	UKNN	9	+			+	**		+	*			+				
116G	775250	UKNN	11		***			+	+		*			+	*			
116G	775257	UKNN	4			+			+		+			+				
116G	775259	UKNN	5		+						*			+	+			
116G	775260	UKNN	14	+				***		***	***			+				
116G	775277	UKNN	6	*								*		+			+	
116G	775291	UKNN	14	**			***	**						+		+		*
116G	775292	UKNN	12	*			**	**						+			+	*
116G	775293	UKNN	6									***		+			+	
116G	775309	UKNN	12	*			*	*			**			+				*
116G	775310	UKNN	5											+			*	*
116G	775311	UKNN	6	+			+	+						+			+	+
116G	775314	UKNN	6					*		*	+			+				
116G	775318	UKNN	4					+		*				+				
116G	775326	UKNN	10					**		**	**			+				

REGIONAL STREAM SEDIMENT AND WATER GEOCHEMICAL RECONNAISSANCE DATA, YUKON TERRITORY 1977. GSC-OF 520, NGR 31-1977, NTS 116B,C,F,G

TABLE OF SAMPLES WITH VALUES IN EXCESS OF THE 90TH PERCENTILE

DISPLAY IS - BLANK 90TH + 95TH * 98TH ** 99TH ***

MAP	ID	ROCK	RATING	ZN	CU	PB	NI	CO	AG	MN	FE	BA	MO	W	HG	U	U-W	F-W
116G	775327	UKNN	6					+		**	+			+				
116G	775328	UKNN	13	**			*	*			**		*	+				
116G	775329	UKNN	4											+	*		+	
116G	775331	UKNN	4							+	*			+				
116G	775340	UKNN	4										+	+			*	
116G	775343	UKNN	17	+	+		+					+	***	**	+	**	*	
116G	775344	UKNN	10									*	**	+		*	*	
116G	775353	UKNN	4							*	+			+				
116G	775354	UKNN	20	***			***	***		***	**			+				
116G	775356	UKNN	21	**			***	*			***		+	+		*	*	*
116G	775358	UKNN	5			+		+			+			+	+			
116G	775359	UKNN	11		*	*			*		*			+	*			
116G	775371	UKNN	5									***		+				
116G	775373	UKNN	8									***	+	+			*	
116G	775374	UKNN	7									***		+			*	
116G	775375	UKNN	10									***		+	*	+	*	
116G	775379	UKNN	5									***		+				
116G	775383	UKNN	17	***			***	***		*	+			+				+
116G	775388	UKNN	8					*		***	+			+				
116G	775402	UKNN	5									*	+	+		+		
116G	775403	UKNN	5											+			***	
116G	775404	UKNN	6									*	+	+			*	
116G	775406	UKNN	5									***		+				
116G	775407	UKNN	5									***		+				
116G	775408	UKNN	5									***		+				
116G	775410	UKNN	4										+	+	+	+		
116G	775411	UKNN	18	+	*		*		*				*	+	***	+	*	+
116G	775412	UKNN	5									+	+	+	*			
116G	775419	UKNN	6				+	*		*				+				
116G	775420	UKNN	8				+	+					+	+	+	*	+	
116G	775423	UKNN	4											+			**	
116G	775424	UKNN	9				+						*	+		+	**	+
116G	775426	UKNN	8	+		*	+					+	+	+	+			
116G	775427	UKNN	12								***		+	+			*	***