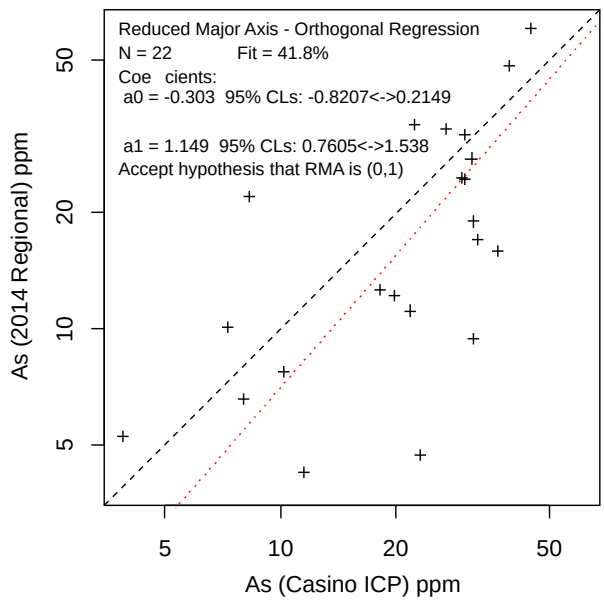
Reduced Major Axis - Orthogonal Regression
N = 22 Fit = 41.8%
Coe cients:
a0 = -0.303 95% CLs: -0.8207<->0.2149
a1 = 1.149 95% CLs: 0.7605<->1.538
Accept hypothesis that RMA is (0,1)
As (2014 Regional) ppm
As (Casino ICP) ppm

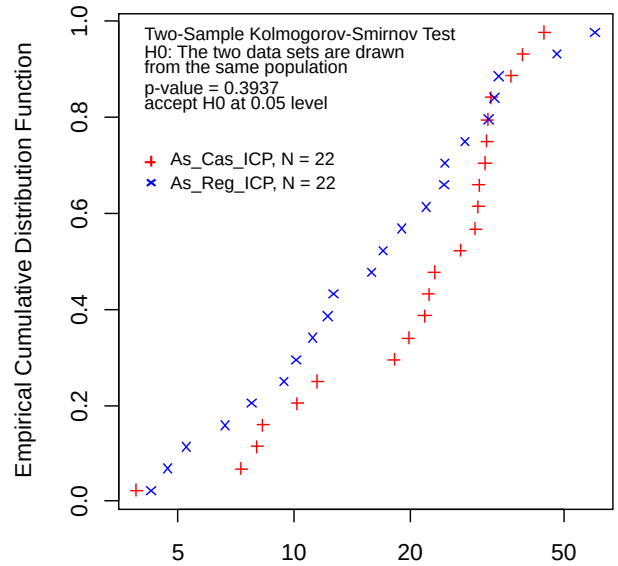
Two-Sample Kolmogorov-Smirnov Test
H0: The two data sets are drawn
from the same population
p-value = 0.3937
accept H0 at 0.05 level
As_Cas_ICP, N = 22
As_Reg_ICP, N = 22
Empirical Cumulative Distribution Function

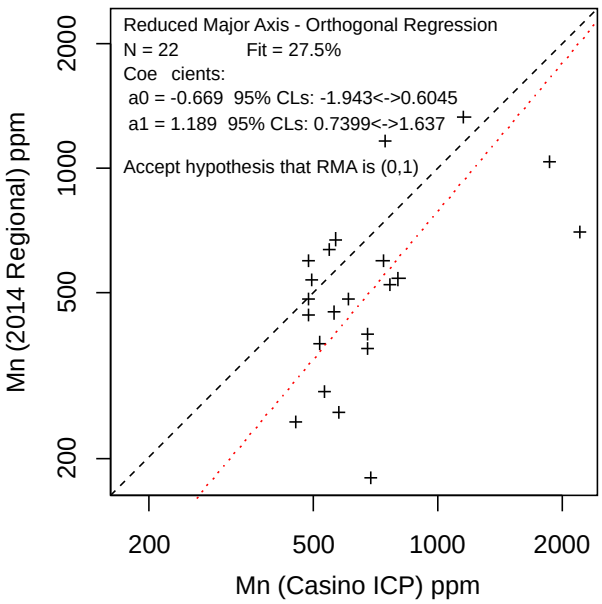
Reduced Major Axis - Orthogonal Regression
N = 22 Fit = 27.5%
Coe cients:
a0 = -0.669 95% CLs: -1.943<->0.6045
a1 = 1.189 95% CLs: 0.7399<->1.637
Accept hypothesis that RMA is (0,1)
Mn (2014 Regional) ppm
Mn (Casino ICP) ppm

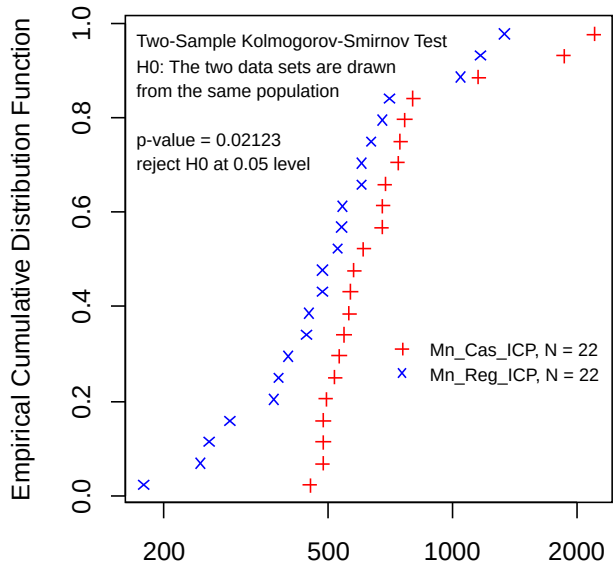
Two-Sample Kolmogorov-Smirnov Test
H0: The two data sets are drawn
from the same population
p-value = 0.02123
reject H0 at 0.05 level
Mn_Cas_ICP, N = 22
Mn_Reg_ICP, N = 22
Empirical Cumulative Distribution Function

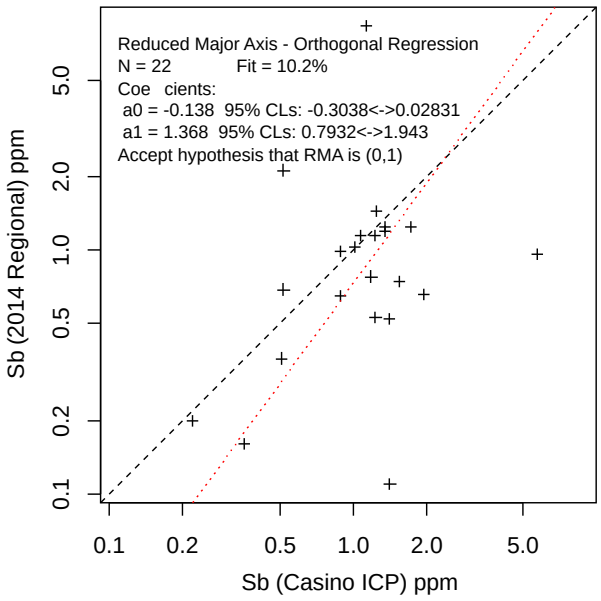
Reduced Major Axis - Orthogonal Regression
N = 22 Fit = 10.2%
Coe cients:
a0 = -0.138 95% CLs: -0.3038<->0.02831
a1 = 1.368 95% CLs: 0.7932<->1.943
Accept hypothesis that RMA is (0,1)
Sb (2014 Regional) ppm
Sb (Casino ICP) ppm

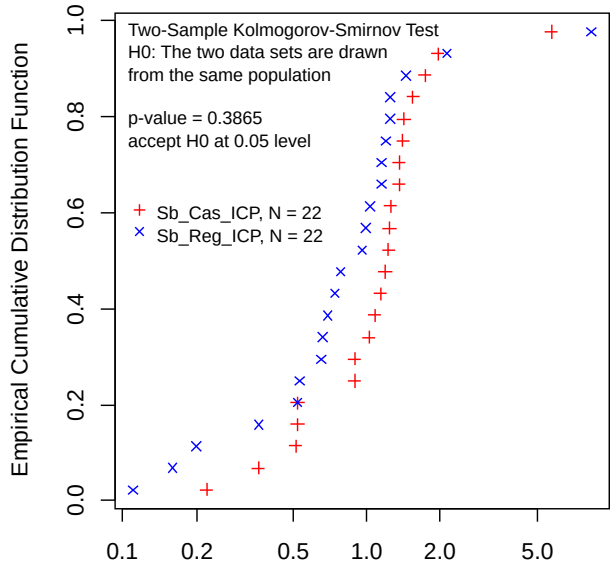
Two-Sample Kolmogorov-Smirnov Test
H0: The two data sets are drawn
from the same population
p-value = 0.3865
accept H0 at 0.05 level
Sb_Cas_ICP, N = 22
Sb_Reg_ICP, N = 22
Empirical Cumulative Distribution Function

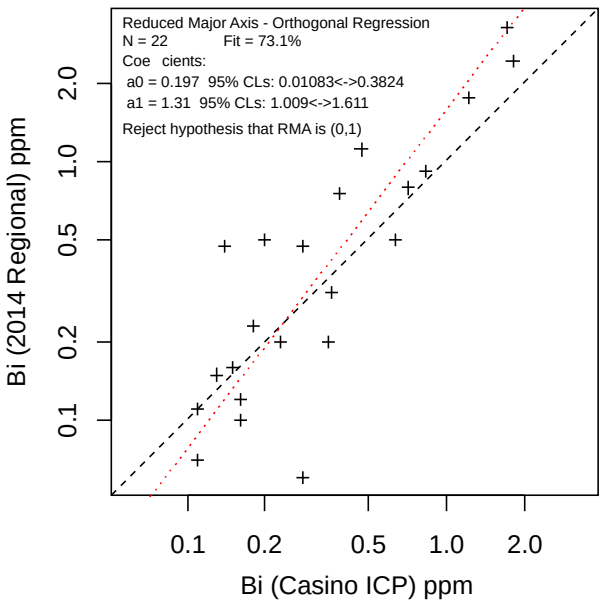
Reduced Major Axis - Orthogonal Regression
N = 22 Fit = 73.1%
Coe cients:
a0 = 0.197 95% CLs: 0.01083<->0.3824
a1 = 1.31 95% CLs: 1.009<->1.611
Reject hypothesis that RMA is (0,1)
Bi (2014 Regional) ppm
Bi (Casino ICP) ppm
0.1
0.2
0.5
1.0
2.0

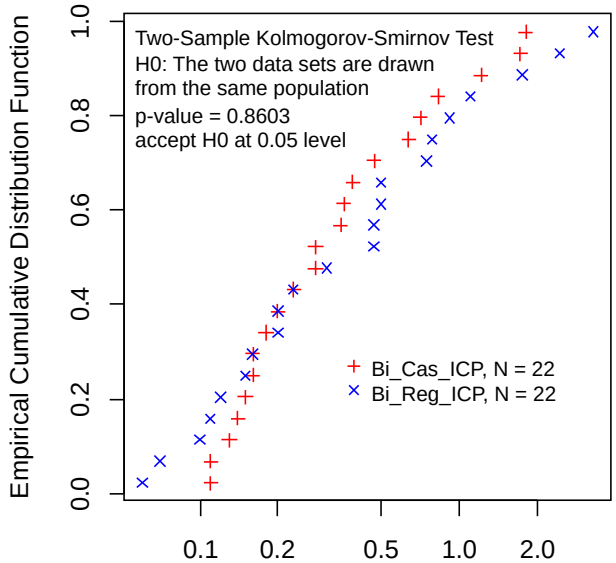
Two-Sample Kolmogorov-Smirnov Test
H0: The two data sets are drawn
from the same population
p-value = 0.8603
accept H0 at 0.05 level
Bi_Cas_ICP, N = 22
Bi_Reg_ICP, N = 22
Empirical Cumulative Distribution Function
0.0
0.2
0.4
0.6
0.8
1.0
0.1
0.2
0.5
1.0
2.0

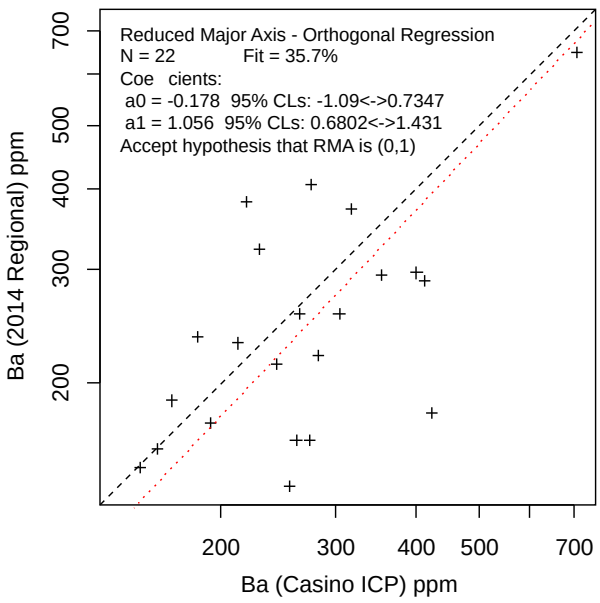
Reduced Major Axis - Orthogonal Regression
N = 22 Fit = 35.7%
Coe cients:
a0 = -0.178 95% CLs: -1.09<->0.7347
a1 = 1.056 95% CLs: 0.6802<->1.431
Accept hypothesis that RMA is (0,1)
Ba (2014 Regional) ppm
Ba (Casino ICP) ppm
200
300
400
500
700

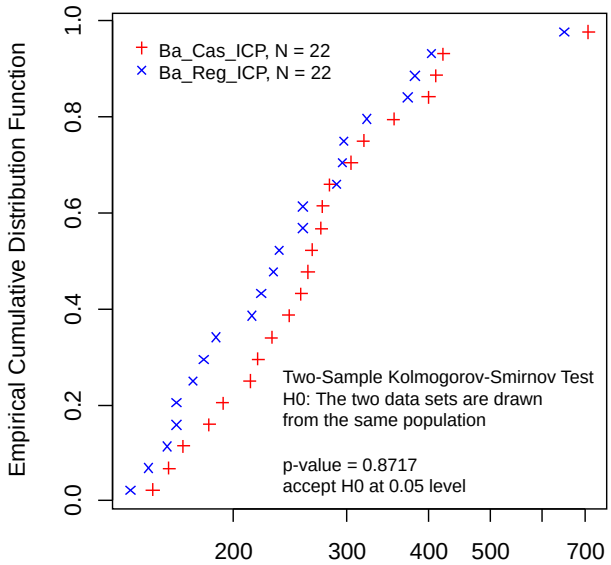
Ba_Cas_ICP, N = 22
Ba_Reg_ICP, N = 22
Two-Sample Kolmogorov-Smirnov Test
H0: The two data sets are drawn
from the same population
p-value = 0.8717
accept H0 at 0.05 level
Empirical Cumulative Distribution Function
0.0
0.2
0.4
0.6
0.8
1.0
200
300
400
500
700

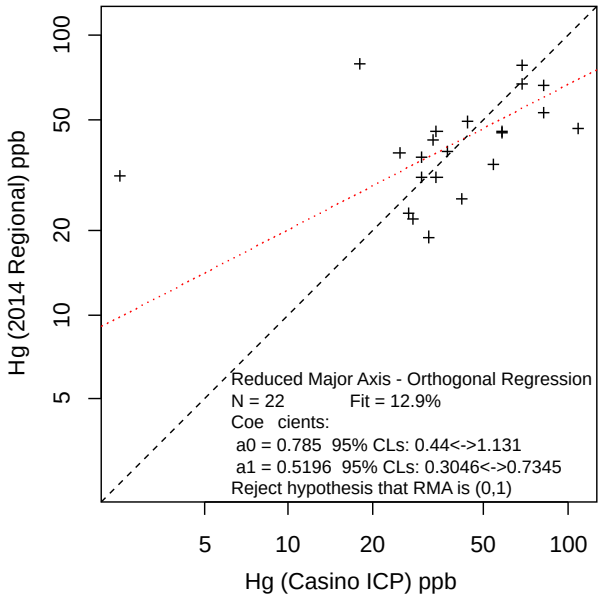
Reduced Major Axis - Orthogonal Regression
N = 22 Fit = 12.9%
Coe cients:
a0 = 0.785 95% CLs: 0.44<->1.131
a1 = 0.5196 95% CLs: 0.3046<->0.7345
Reject hypothesis that RMA is (0,1)
Hg (2014 Regional) ppb
Hg (Casino ICP) ppb
5
10
20
50
100

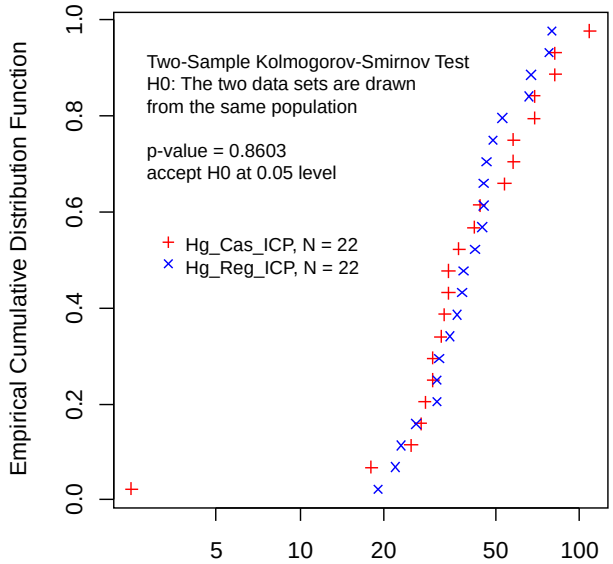
Two-Sample Kolmogorov-Smirnov Test
H0: The two data sets are drawn
from the same population
p-value = 0.8603
accept H0 at 0.05 level
Hg_Cas_ICP, N = 22
Hg_Reg_ICP, N = 22
Empirical Cumulative Distribution Function
0.0
0.2
0.4
0.6
0.8
1.0
5
10
20
50
100