



WATER QUALITY MODEL
KUDZ ZE KAYAH PROJECT

BMC-15-02-2353_038_KZK WQ Model_Rev0_170217

February 17, 2017

Prepared for:





BMC Minerals (No. 1) Ltd.


DISTRIBUTION LIST

# of copies	Company/Agency name
1	BMC Minerals (No. 1) Ltd.

ALEXCO ENVIRONMENTAL GROUP INC. SIGNATURES

Report prepared by:  _____ 2/17/2017
 Matthew Corriveau, B.Sc.
 Environmental Geoscientist

Report prepared by:  _____ 2/17/2017
 Andrew Gault, Ph.D.
 Environmental Chemist

Report reviewed by:  _____ 2/17/2017
 Kai Woloshyn, B.Sc.
 Senior Environmental Manager

EXECUTIVE SUMMARY

A water quality model has been developed for the Kudz Ze Kayah (KZK) Project (the Project) to estimate the water quality in mine discharge and receiving environment waters and to help guide water management for the Project with respect to water quality. The model incorporates data from groundwater and surface water quality baseline monitoring, meteorological studies, site water balance data, hydrogeological modeling, and laboratory- and field-based geochemical testing of trace element leaching from site material. Water quality modelling was performed on a monthly time step through the Construction, Operations, and Closure phases of the Project to estimate seasonal variation. Additionally, three different precipitation scenarios were run to undertake a sensitivity analysis:

- Mean Annual precipitation (i.e., an “average” year);
- One in 50 (1/50) wet year; and
- One in ten (1/10) dry year.

Estimates of water quality for a range of constituents of potential interest (COPI) were generated from the modelling, including concentrations of fluoride, antimony, arsenic, cadmium, uranium, selenium, and zinc at key monitoring locations on the Project site including:

- Water Management Ponds (WMP); and
- The ABM Lake that will form during closure.

The range of COPIs were also generated for the downstream receiving environment at the following locations:

- Geona Creek (receiving environment monitoring station KZ-37);
- Upper and lower Finlayson Creek (sites KZ-15 and KZ-26, respectively); and
- South Creek (KZ-13).

Results from the water quality model were used to assess the requirement for and the selection of mitigations for the Project to meet closure objectives. Project mitigations that are incorporated in the model and selected, in part, based on modelling results include:

- Very low permeability, low permeability, and growth medium covers for the Class A, Class B and Class C Storage Facilities to reduce precipitation and runoff infiltration to waste rock and reduce potential contaminant loading to the receiving environment;
- In-situ treatment of the ABM Lake;

- Constructed wetland treatment system (CWTS) to passively treat potentially contaminated seepage from Class A and B Storage Facilities and surface flow from the ABM Lake; and
- Active treatment of seepage from Class A Storage Facility during low-flow (i.e. low natural dilution) during the Transition Phase.

The water quality results presented in this report do not represent an impact assessment.

During the Construction phase, COPI concentrations in the receiving environment were estimated to be comparable to, or slightly lower than baseline due to the diversion of upstream waters (Fault Creek) and dilution from discharge of the ABM open pit dewatering water. Only fluoride marginally exceeded its preliminary water quality objective (pWQO) in Geona Creek (KZ-37) and upper Finlayson Creek (KZ-15) due to the contribution from pit dewatering, but the excursion was marginal (0.13 mg/L vs pWQO of 0.12 mg/L).

During Operations, COPI concentrations in the WMP discharge increased slightly each year, reflecting increases in load contribution from pit wall runoff as the ABM open pit is excavated. Elevated COPI concentrations were also estimated in the receiving environment; however, only fluoride (KZ-37 and KZ-15) concentrations were estimated to marginally exceed their respective water quality objectives for portions of the calendar year during the Operations phase under mean precipitation conditions.

COPI concentrations declined markedly during the Active and Transition Closure phases as load sources from site were reduced due to cover placement over the Class A, B, and C Storage Facilities and the commissioning of the CWTS. COPI concentrations in South Creek (KZ-13) were estimated to return to baseline levels as the Fault Creek diversion is removed, allowing South Creek to revert to its pre-Project flow regime. Elsewhere, COPI concentrations in the Geona and Finlayson Creek receiving environments declined markedly such that no water quality objective exceedances were forecast. Similar behaviour, but at slight higher concentrations, was observed under the 1/10 dry year scenario due to the lower flow volumes in the receiving environment.

During the Active and Transition Closure phases, flooding of the ABM open pit occurred due to the cessation of local groundwater dewatering and the removal of the Fault Creek diversions. It is anticipated that the ABM open pit will take 16 years to fill (Year 26) before the ABM Lake overflows into Geona Creek, via the CWTS. Modelling suggests that the ABM Lake will contain elevated concentrations of fluoride, antimony, arsenic, cadmium, selenium, and uranium due to solubilisation of the load accumulated on the pit walls; however, in situ treatment of the ABM Lake is anticipated to significantly lower the concentrations of all COPIs with the exception of fluoride.

Outflow from ABM Lake marks the start of the Post-Closure phase. During this phase, fluoride was the only COPI that exceeded its pWQO at KZ-37 in Geona Creek and upper Finlayson Creek (KZ-15), but such exceedances were fractional, occurred only in March and/or April of each year, and reflect the naturally elevated baseline concentrations of fluoride in Finlayson Creek. No water quality objective exceedances were estimated for any COPI in lower Finlayson Creek during Post-Closure. Similar behaviour was observed for the 1/10 dry year scenario with slightly higher concentrations due to the lower flow volume. Conversely, lower concentrations were modelled for the 1/50 wet year scenario due to dilution in the higher flow conditions.

LIST OF ACRONYMS

AEG	Alexco Environmental Group Inc.
AK RHY	Ankeritic Rhyolite Geodomain
ARD/ML	Acid Rock Drainage and Metal Leaching
ANFO	Ammonium Nitrate/Fuel Oil
AP	Acid Generation Potential
BCP	Background Concentration Procedure
BCMOE	British Columbia Ministry of Environment
BMC	BMC Minerals (No. 1) Ltd.
CA CL MAF	Calcite Chloritic Mafic Geodomain
CARB MDS/RHY	Carbonaceous Mudstone/Rhyolite Geodomain
CCME	Canadian Council of Ministers of the Environment
Contango	Contango Strategies Ltd.
COPI	Constituents of Potential Interest
CWTS	Constructed Wetland Treatment System
DOC	Dissolved Organic Carbon
EA	Environmental Assessment
EBA	Tetra Tech EBA Inc.
KP	Knight Piesold Ltd.
KZK	Kudz Ze Kayah
LGO	Low Grade Ore
LWMP	Lower Water Management Pond
masl	Metres above sea level
MDS	Mudstone Geodomain
MU PY RHY	Muscovite Pyrite Rhyolite Geodomain
NH ₃	Ammonia
NO ₂	Nitrite
NO ₃	Nitrate
NP	Neutralization Potential
PAG	Potentially Acid Generating
pWQO	Preliminary Water Quality Objective
PY AK RHY	Pyrite Ankeritic Rhyolite Geodomain
PY CL RHY	Pyrite Chloritic Rhyolite Geodomain
RHY	Rhyolite Geodomain
ROM	Run of Mine
SFE	Shake Flask Extraction
SSWQO	Site Specific Water Quality Objective
UWMP	Upper Water Management Pond
WERP	Water Effects Ratio Procedure
WMP	Water Management Pond
WTP	Water Treatment Plant

GLOSSARY

Acid Rock Drainage: drainage with acidic pH from material having an insufficient capacity to neutralize acidic products of sulphide and elemental sulphur oxidation and dissolution products of acidic minerals.

Ammonium Nitrate/Fuel Oil: a widely used bulk industrial explosive mixture.

Background Concentration Procedure: a method that applies a statistical metric (e.g., 95th percentile) to existing baseline water quality data to develop site-specific water quality objectives.

Circumneutral: nearly neutral, having a pH between 6.5 and 7.5.

Hardness: a term referring to the amount of dissolved calcium and magnesium in water (i.e., hard water has high dissolved calcium and magnesium).

Humidity Cell: a kinetic test used to determine the rates of acid generation and neutralization of geological material. Humidity cell tests involve aerobic weathering conditions and excess drainage in order to fully dissolve soluble weathering products. Standard methodology uses a 1 kg crushed rock sample exposed to 3 days of humid air followed by 3 days of dry air. On the 7th day, the material is flushed and the leachate chemistry is determined. Results from humidity cell tests are often used to calculate reaction rates and used in the development of source terms.

Kinetic Test: a procedure used to analyze dynamic physical and chemical processes of materials over time, including reaction rates, mineral alteration and drainage chemistry and loading resulting from the interaction between water and mine material. Kinetic tests are most often performed in controlled laboratory settings where environmental conditions are simplified (e.g., trickle leach columns and humidity cells) but can also be conducted at study sites under conditions that would be encountered in the field (e.g., field bin leaching tests).

Metal Leaching: extraction of soluble metals by solvents. Leaching can be natural or induced in a laboratory procedure.

Neutralization Potential: the total acid a material is capable of neutralizing. Measurements of NP are used in acid base accounting calculations to estimate future drainage pH and the potential for acidic drainage pH.

Shake Flask Extraction: a static test procedure designed to measure the mass of soluble constituents of a material. The standard procedure involves a 3:1 solution to solids ratio, agitated for 24 hours; however, variations of this test can be employed.

Source Terms: the release rates or leachate concentrations of constituents predicted to be present in water following the contact with particular geological materials under site specific conditions.

Trickle Leach Column: a kinetic test often conducted in a laboratory that is designed to measure the drainage chemistry of water percolated through a column of geological material. Leach column tests attempt to simulate

the weathering, leaching and mineral precipitation and dissolution that occur in field conditions and the results of these tests are often used in the development of predictive source terms.

Water Effects Ratio Procedure: a tool to modify generic water quality guidelines based on site-specific water quality characteristics. Toxicity tests are performed with an indicator or resident species using both laboratory water and site water. The results determine the water effects ratio, which is the ratio of constituent toxicity in site water compared to that in laboratory water. The calculated water effects ratio is then used to directly convert the generic water quality guideline to a site-specific water quality objective.

TABLE OF CONTENTS

ALEXCO ENVIRONMENTAL GROUP INC. SIGNATURES.....	I
EXECUTIVE SUMMARY.....	II
LIST OF ACRONYMS	IV
TABLE OF CONTENTS.....	VII
LIST OF TABLES	X
LIST OF FIGURES	XII
LIST OF APPENDICES.....	XIV
1. INTRODUCTION.....	1
2. MINE SITE COMPONENTS	3
2.1 PROJECT COMPONENTS	3
2.1.1 Water Diversions and Ditches	5
2.1.2 ABM Open Pit	5
2.1.3 Process Plant Facility	5
2.1.4 Water Management Pond (WMP)	6
2.1.5 Water Treatment Plant	6
2.1.6 Class A, B and C Storage Facilities	6
2.1.7 Overburden Stockpile.....	7
2.1.8 Constructed Wetland Treatment System	8
2.2 PROJECT WATER MANAGEMENT PHASES	8
2.2.1 Construction Water Management Phase (Year -2 to Year -1).....	8
2.2.2 Operations Phase (Year 1 to Year 10)	9
2.2.3 Active Closure Water Management Phase	9
2.2.4 Transition Closure Phase	9
2.2.5 Post-Closure Phase	10
3. SOURCE TERM DEVELOPMENT	11
3.1 BACKGROUND AND OVERVIEW.....	11
3.2 MODEL APPROACH	11
3.2.1 Waste Rock, Tailings and Pit Wall Material.....	12
3.2.2 Overburden Stockpile.....	17
3.3 SCALING FACTORS.....	17
3.3.1 Particle Size.....	17
3.3.2 Water Contact	18
3.3.3 Temperature.....	19
3.3.4 Stored Loads	20
3.3.5 Solubility Controls.....	21

3.3.6	Scaled Source Terms	21
3.4	NITROGEN SOURCE TERM DEVELOPMENT.....	23
3.4.1	Assumptions	23
3.4.2	Waste Rock Drainage	24
4.	WATER QUALITY MODEL OVERVIEW	27
4.1	WATER BALANCE MODEL.....	27
4.1.1	Project Site Water Balance.....	27
4.1.2	ABM Lake Water Balance	27
4.1.3	Receiving Environment Water Balance.....	28
4.2	WATER QUALITY MODEL	28
4.3	WATER QUALITY MODELLING TIMELINE	29
4.4	MASS TRANSPORT SCHEMATIC DIAGRAMS.....	29
4.5	MODELLING PLATFORM	35
5.	WATER MANAGEMENT POND WATER QUALITY MODEL.....	36
5.1	WATER BALANCE MODEL RESULTS	36
5.2	WATER MANAGEMENT POND WATER QUALITY MODEL	41
5.2.1	Mass Load Inflows	41
5.2.2	Mass Load Outflows	55
5.2.3	Calculation of Water Management Pond Water Quality.....	56
5.2.4	Results and Discussion	56
6.	ABM LAKE WATER QUALITY MODEL	61
6.1	INTRODUCTION.....	61
6.2	ABM LAKE WATER BALANCE MODEL	62
6.3	ABM LAKE WATER QUALITY MODEL	64
6.3.1	Mass Load Inflows	64
6.3.2	Mass Load Outflows	78
6.3.3	Calculation of ABM Lake Water Quality.....	79
6.3.4	Results and Discussion	81
7.	MINE SOURCES OF GEOCHEMICAL LOADING TO THE RECEIVING ENVIRONMENT	85
7.1	CONSTRUCTION, OPERATIONS AND ACTIVE CLOSURE	85
7.2	TRANSITION AND POST-CLOSURE	87
7.3	MODEL CONSERVATISM	87
8.	RECEIVING WATER QUALITY MODEL	89
8.1	WATER QUALITY PREDICTION LOCATIONS.....	89
8.2	BASELINE STREAMFLOW.....	89
8.3	BASELINE WATER QUALITY.....	90
8.4	MASS LOADING SOURCES.....	95

8.4.1	Mine Sources	95
8.4.2	Background Loading and Calibration Factors	95
8.4.3	Water Management Diversions	96
8.5	MASS BALANCE AND WATER QUALITY MODELLING EQUATIONS	97
8.5.1	Geona Creek (KZ-37)	98
8.5.2	Upper Finlayson Creek (KZ-15).....	100
8.5.3	Lower Finlayson Creek (KZ-26).....	100
8.5.4	South Creek (KZ-13).....	101
8.6	WATER QUALITY MODEL RESULTS.....	101
8.6.1	Preliminary Water Quality Objectives.....	101
8.6.2	Geona Creek	104
8.6.3	Upper Finlayson Creek	112
8.6.4	Lower Finlayson Creek.....	119
8.6.5	South Creek	126
9.	SUMMARY.....	133
9.1	CONSTRUCTION PHASE	133
9.2	OPERATIONS PHASE	133
9.3	ACTIVE AND TRANSITION CLOSURE PHASES.....	134
9.4	POST-CLOSURE PHASE	134
10.	REFERENCES.....	136

LIST OF TABLES

Table 2-1: KZK Project Water Management Phases.....	8
Table 3-1: Summary of Kinetic Tests used for Waste Rock Drainage Predictions	12
Table 3-2: Approximate Geodomain Composition of Waste Rock for the Class A, B, and C Storage Facilities.....	14
Table 3-3: Loading Rates from the Kinetic Tests used in the Development of Source Terms for the Operations and Active Closure Phases (Years 1 through 13) – Median Data from Entire Data Sets.....	15
Table 3-4: Loading Rates from Kinetic Tests used in the Development of Source Terms for the Transition Closure and Post-Closure Phases (years 14 through 36) – Average of the last two Months of Kinetic Data	16
Table 3-5: Median SFE Concentration from Project Site Overburden Samples.....	17
Table 3-6: Water Contact Scaling Factors over Time for the Class A, B and C Storage Facilities	19
Table 3-7: Water Contact Scaling Factors for Covers on Class A, B and C Storage Facilities at Closure	19
Table 3-8: Proportion of Stored Load that is Flushed per Month	20
Table 3-9: Weights of Kinetic Tests Results Used in Storage Facility Loading Rates	21
Table 3-10: Scaled Loading Rates for Storage Facilities for the Operations Phase (Median Data)	22
Table 3-11: Scaled Loading Rates for Storage Facilities for the Closure Phases (Steady-State Data)	22
Table 3-12: Anticipated Explosives Use and Waste Production by Year.....	24
Table 3-13: Monthly Distribution of Nitrogen Loading	25
Table 3-14: Annual Nitrogen Loading to Waste Rock Storage Facilities, Nitrogen Load Stored in Waste Rock Storage Facility at Year’s end and Nitrogen Load Released from Storage Facilities.....	26
Table 4-1: Relevant Water Management Timeline Items for Water Quality Model	29
Table 5-1: Site Water Balance for Mean Precipitation Scenario.....	38
Table 5-2: Site Water Balance for 1/50 Wet Year Precipitation Scenario.....	39
Table 5-3: Site Water Balance for 1/10 Dry Year Precipitation Scenario.....	40
Table 5-4: Estimated Water Volume Present in the WMP on a Monthly Basis (m ³)	40
Table 5-5: Background Surface Runoff Average of Monthly Median Total Concentrations of Select Parameters at KZ-2, KZ-6 And KZ-7	43
Table 5-6: Groundwater Wells and Average Groundwater Quality Data for use in the WMP Model	44
Table 5-7: Approximate ABM Open Pit Bench Development	46
Table 5-8: Approximate ABM Open Pit Wall Surface Area by Geodomain.....	47

Table 5-9: 75 th Percentile Loading Rates (mg/kg/wk) of Select Kinetic Tests	48
Table 5-10: Summary of Adjustment Factors to Convert mg/kg/wk Loading Rates to mg/m ² /month.....	49
Table 5-11: Adjusted Geodomain-specific Loading Rates for Pit Wall Planar Area (mg/m ² /month)	51
Table 5-12: Estimated Process Plant Facility Site Runoff Water Quality	52
Table 5-13: Estimated Median Class A Storage Facility Drainage Chemistry (mg/L)	53
Table 5-14: Estimated Median Class B Storage Facility Drainage Chemistry (mg/L)	54
Table 5-15: WTP Effluent Water Quality for Select Parameters	55
Table 5-16: 25 th Percentile, Average and Maximum Total Concentrations of Modelled Parameters in the WMP throughout Operations in each of the Precipitation Scenarios.....	57
Table 6-1: ABM Lake Formation and Water Budget	63
Table 6-2: Monthly Precipitation and Evaporation Volumes to the ABM Lake	64
Table 6-3: Fault Creek Flow Volumes (m ³) and Monthly Median Concentrations of Select Parameters.....	66
Table 6-4: Background Surface Runoff Volumes and Average of Monthly Median Total Concentrations of Select Parameters at KZ-2, KZ-6 and KZ-7	67
Table 6-5: 75 th Percentile Water Quality in Groundwater Monitoring Wells in the ABM Open Pit Vicinity for Select Parameters	68
Table 6-6: Approximate ABM Open Pit Wall Surface Area (m ²) by Geodomain Below the 1,380 masl.....	70
Table 6-7: Approximate ABM Open Pit Wall Surface Area (m ²) by Geodomain Above the 1,380 masl.....	71
Table 6-8: 75 th Percentile Loading Rates (mg/kg/wk) of Select Kinetic Tests	72
Table 6-9: “Steady-state” (last two months of available data) Loading Rates (mg/kg/wk) of Select Kinetic Tests.....	73
Table 6-10: Summary of Adjustment Factors to Convert mg/kg/wk Loading Rates to mg/m ² /month.....	74
Table 6-11: Adjusted Geodomain-specific Loading Rates for ABM Open Pit Wall Planar Area (mg/m ² /month) for Years 11 through 26	75
Table 6-12: Adjusted Geodomain-specific Loading Rates for ABM Pit Wall Planar Area (mg/m ² /month) for Post-Closure	76
Table 6-13: Exposure Time of ABM Open Pit Wall Rock at the End of Operations (year 10).....	78
Table 6-14: Monthly Flow Distribution of Modelled Flow at KZ-2 (Fault Creek) and Adapted Monthly Flow Volumes from the Surface Outflow of the Pit Lake at Year 27.....	79
Table 6-15: PHREEQC Assumptions for Pit Lake Model	79
Table 6-16: Percent Reduction of Parameters Resulting from in situ ABM Lake Treatment	80
Table 6-17: ABM Lake Water Quality Results.....	84

Table 7-1: Estimated Median Class C Storage Facility Drainage Chemistry (mg/L)	86
Table 8-1: Monthly Baseline Modelled Stream Volumes at Water Quality Prediction Locations (m ³)	89
Table 8-2: Estimated Total Constituent Concentrations at Geona Creek (KZ-37)	91
Table 8-3: Baseline Total Constituent Concentrations at Upper Finlayson Creek (KZ-15)	92
Table 8-4: Baseline Total Constituent Concentrations at Lower Finlayson Creek (KZ-26)	93
Table 8-5: Baseline Total Constituent Concentrations at South Creek (KZ-13)	94
Table 8-6: Monthly Flow Volumes from North and South Diversions to the Receiving Environment in Mean, 1/50 Wet and 1/10 Dry Year Scenarios (m ³).	97
Table 8-7: KZK Preliminary Water Quality Objectives Based On CCME and BCMoE Guidelines	103
Table 8-8: KZK Site Specific Water Quality Objectives	104

LIST OF FIGURES

Figure 2-1: Project Mine Site Layout (Year 10).....	4
Figure 4-1: Construction Water Management Schematic	30
Figure 4-2: Operations Water Management Schematic	31
Figure 4-3: Active Closure Water Management Schematic	32
Figure 4-4: Transition Closure Water Management Schematic.....	33
Figure 4-5: Post-Closure Water Management Schematic.....	34
Figure 5-1: Surface Water Quality Monitoring Locations	42
Figure 5-2: Groundwater Monitoring Wells in ABM Open Pit Vicinity	45
Figure 5-3: Model Estimated Total Concentrations of Fluoride, Antimony, Arsenic, Cadmium, Selenium and Uranium in the WMP throughout Operations (Year 1 through Year 10) in the Mean Precipitation Scenario.....	58
Figure 5-4: Model Estimated Total Concentrations of Fluoride, Antimony, Arsenic, Cadmium, Selenium and Uranium in the WMP Throughout Operations (Year 1 Through Year 10) in the 1/10 Dry Year Precipitation Scenario.....	59
Figure 5-5: Model Estimated Total Concentrations of Fluoride, Antimony, Arsenic, Cadmium, Selenium and Uranium in the WMP Throughout Operations (Year 1 Through Year 10) in the 1/50 Wet Year Precipitation Scenario.	60
Figure 6-1: ABM Lake Mass Transfer Flow paths during Closure Phases.....	61
Figure 6-2: Pit Storage-Elevation and Area-Elevation Curves	62
Figure 6-3: Change in Total Cadmium, Copper, Lead, and Zinc Concentrations in ABM Lake as Lake Fills. Dashed Line Denotes pWQO for Reference.	82

Figure 6-4: Change in Total Arsenic, Antimony, Selenium, and Uranium Concentrations in ABM Lake as Lake Fills. Dashed Line Denotes pWQO for Reference..... 83

Figure 8-1: Model Estimated Concentrations of Sulphate, Fluoride, and Nitrite-N at site KZ-37 in Geona Creek in the Mean Precipitation Scenario..... 106

Figure 8-2: Model Estimated Total Concentrations of Antimony, Arsenic, and Selenium at site KZ-37 in Geona Creek in the Mean Precipitation Scenario..... 107

Figure 8-3: Model Estimated Total Concentrations of Cadmium, Zinc, and Uranium at site KZ-37 in Geona Creek in the Mean Precipitation Scenario..... 108

Figure 8-4: Model Estimated Concentrations of Sulphate, Fluoride, and Nitrite-N at site KZ-37 in Geona Creek in the 1/10 Dry Year Scenario 109

Figure 8-5: Model Estimated Total Concentrations of Antimony, Arsenic, and Selenium at site KZ-37 in Geona Creek in the 1/10 Dry Year Scenario..... 110

Figure 8-6: Model Estimated Total Concentrations of Cadmium, Zinc, and Uranium at site KZ-37 in Geona Creek in the 1/10 Dry Year Scenario 111

Figure 8-7: Model Estimated Concentrations of Sulphate, Fluoride, and Nitrite-N at site KZ-15 in Upper Finlayson Creek in the Mean Precipitation Scenario 113

Figure 8-8: Model Estimated Total Concentrations of Antimony, Arsenic, and Selenium at site KZ-15 in Upper Finlayson Creek in the Mean Precipitation Scenario 114

Figure 8-9: Model Estimated Total Concentrations of Cadmium, Zinc, and Uranium at site KZ-15 in Upper Finlayson Creek in the Mean Precipitation Scenario 115

Figure 8-10: Model Estimated Concentrations of Sulphate, Fluoride, and Nitrite-N at site KZ-15 in Upper Finlayson Creek in the 1/10 Dry Year Scenario 116

Figure 8-11: Model Estimated Total Concentrations of Antimony, Arsenic, and Selenium at site KZ-15 in Upper Finlayson Creek in the 1/10 Dry Year Scenario..... 117

Figure 8-12: Model Estimated Total Concentrations of Cadmium, Zinc, and Uranium at site KZ-15 in Upper Finlayson Creek in the 1/10 Dry Year Scenario..... 118

Figure 8-13: Model Estimated Concentrations of Sulphate, Fluoride, and Nitrite-N at site KZ-26 in Lower Finlayson Creek in the Mean Precipitation Scenario 120

Figure 8-14: Model Estimated Total Concentrations of Antimony, Arsenic, and Selenium at site KZ-26 in Lower Finlayson Creek in the Mean Precipitation Scenario 121

Figure 8-15: Model Estimated Total Concentrations of Cadmium, Zinc, and Uranium at site KZ-26 in Lower Finlayson Creek in the Mean Precipitation Scenario 122

Figure 8-16: Model Estimated Concentrations of Sulphate, Fluoride, and Nitrite-N at site KZ-26 in Lower Finlayson Creek in the 1/10 Dry Year Scenario 123

Figure 8-17: Model Estimated Total Concentrations of Antimony, Arsenic, and Selenium at site KZ-26 in Lower Finlayson Creek in the 1/10 Dry Year Scenario 124

Figure 8-18: Model Estimated Total Concentrations of Cadmium, Zinc, and Uranium at site KZ-26 in Lower Finlayson Creek in the 1/10 Dry Year Scenario 125

Figure 8-19: Model Estimated Concentrations of Sulphate, Fluoride, and Nitrite-N at site KZ-13 in South Creek in the Mean Precipitation Scenario 127

Figure 8-20: Model Estimated Total Concentrations of Antimony, Arsenic, and Selenium at site KZ-13 in South Creek in the Mean Precipitation Scenario 128

Figure 8-21: Model Estimated Total Concentrations of Cadmium, Zinc, and Uranium at site KZ-13 in South Creek in the Mean Precipitation Scenario 129

Figure 8-22: Model Estimated Concentrations of Sulphate, Fluoride, and Nitrite-N at site KZ-13 in South Creek in the 1/10 Dry Year Scenario 130

Figure 8-23: Model Estimated Total Concentrations of Antimony, Arsenic, and Selenium at site KZ-13 in South Creek in the 1/10 Dry Year Scenario 131

Figure 8-24: Model Estimated Total Concentrations of Cadmium, Zinc, and Uranium at site KZ-13 in South Creek in the 1/10 Dry Year Scenario 132

LIST OF APPENDICES

APPENDIX A. WATER MANAGEMENT POND WATER QUALITY MODEL RESULTS

APPENDIX B. ABM LAKE WATER QUALITY MODEL RESULTS

APPENDIX C. RECEIVING ENVIRONMENT WATER QUALITY MODEL RESULTS

1. INTRODUCTION

The Kudz Ze Kayah (KZK) Project (the Project) is a proposed base metals mine located 110 km southeast of Ross River, Yukon territory purchased by BMC Minerals (No. 1) Ltd. (BMC) in January 2015. The Project comprises the development of the ABM Deposit, composed of ABM Zone and Krakatoa Zone, which will be mined predominantly via open pit along with some underground workings to access a portion of the Krakatoa Zone. The Project is currently undergoing various studies to support a Project Proposal submission to the Yukon Environmental and Socio-economic Assessment Board. BMC contracted Alexco Environmental Group Inc. (AEG) to develop a water quality prediction model to assess the potential effects of the Project could have on the receiving environment throughout the mine life and into Post-Closure.

It is projected that approximately 139 Mt of waste rock and overburden will be generated throughout the mine life. Approximately 15.1 Mt of tailings are expected to be generated from ore processing. The waste rock, overburden and tailings will be placed in separate storage facilities depending on acid rock drainage and metal leaching (ARD/ML) potential. The filtered tailings will be placed in the Class A Storage Facility along with strongly potentially acid generating (PAG) waste rock. Such material will be managed accordingly during Operations and a low permeability engineered cover will be placed over this material at closure. Results from geochemical characterization of material from the KZK property showed that the time period until the onset of acid drainage from potentially acid generating (PAG) waste rock was likely on the order of decades; however, trace element leaching at circumneutral pH is a concern, particularly for selenium, antimony, uranium and arsenic (AEG, 2017a), and will require monitoring and controls to meet water quality objectives. Mildly PAG rock that has a lower susceptibility to trace element leaching and non-PAG rock with a low potential for trace element leaching will be placed in Class B and Class C Storage Facilities, respectively.

The Project will construct diversion ditches to divert clean water away from the Project footprint, including the diversion of Fault Creek into South Creek. During Construction the Project will divert water from pit dewatering activities to the Pit Rim Pond to promote settlement of suspended solids. The water will then be discharged to Geona Creek.

The water quality model incorporates pertinent geochemical and hydrological data and predictions to estimate water chemistry throughout the Project life for key mine components and locations. Such information will inform mine management and help minimize the impact of mining activities on the receiving environment.

It must be emphasized that this predictive modelling can only predict a range of concentrations and, in some cases, relative changes in concentrations or loadings. The water quality modelling is attempting to simulate a range of complex natural process that have inherent variability. This modelling is used to understand the potential range of controls that are needed to safely meet the closure objectives and, in addition, to identify the monitoring program during operations and after closure that will provide information to update this modelling and the environmental controls required. Additionally, the results

of the model do not represent an impact assessment for the receiving environment. An aquatic impact assessment has been completed by AEG and is presented in Chapter 10 of the Project Proposal.

This report is structured such that the Project components that supply geochemical load to the receiving environment are presented in Section 2. The development of source terms that describe the mass loading for these components is discussed in Section 3. An overview of the water quality model is presented in Section 4, with more detailed discussion of the modelling associated with the Water Management Ponds (WMP) and ABM Lake presented in Sections 5 and 0, respectively. Finally, the sources of loading to the receiving environment and the modelling of the receiving environment waters are presented in Sections 7 and 8, respectively.

2. MINE SITE COMPONENTS

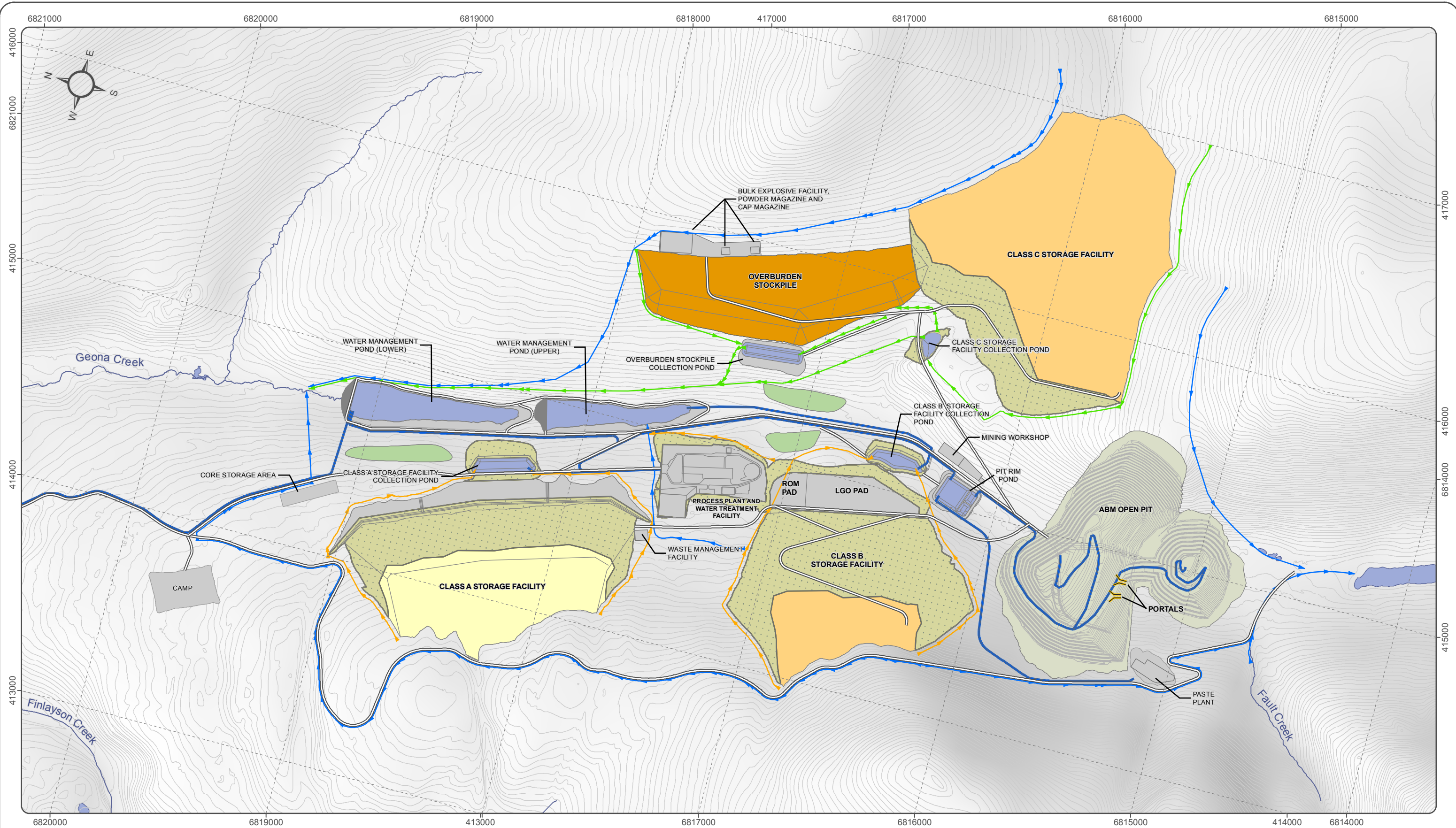
The following sections briefly describes the main proposed mine components for the Project and their relevance to water management and water quality modelling. Additional information related to the Project mine site components and the Project design and operations is available in Chapter 4 of the Project Proposal.

Figure 2-1 shows the site layout and the main components of the Project.

2.1 PROJECT COMPONENTS

The proposed Project components pertaining to the discussion of water management and water quality in this document include:

- Water diversions and ditches including Fault Creek diversion and the northwest and northeast ditches;
- ABM open pit;
- Process Plant Facility including run of mine (ROM) and low grade ore (LGO) stockpiles;
- Water Treatment Plant (WTP);
- Water Management Ponds (WMP);
- Class A, B and C Storage Facilities and covers constructed at closure;
- Overburden Stockpile; and
- Constructed Wetland Treatment System (CWTS).



National Topographic Data Base (NTDB) compiled by Natural Resources Canada at a scale of 1:50,000. Cadastral data compiled by Natural Resources Canada. Reproduced under license from Her Majesty the Queen in Right of Canada, Department of Natural Resources Canada. All rights reserved.

Datum: NAD 83, Map Projection: UTM Zone 8N

This drawing has been prepared for the use of Alexco Environmental Group Inc.'s client and may not be used, reproduced or relied upon by third parties, except as agreed by Alexco Environmental Group Inc. and its client as required by law or for use of governmental reviewing agencies. Alexco Environmental Group Inc. accepts no responsibility, and denies any liability whatsoever, to any party that modifies this drawing without Alexco Environmental Group Inc.'s express written consent.

1:17,000 (when printed on 11 x 17 inch paper)

0 250 500 750 Metres

- Class A Storage Facility
- Class B and C Storage Facility
- Overburden Stockpile
- Topsoil Stockpile
- Progressive Reclamation
- Pond/Water
- Non Contact Diversion
- Contact Class A & B Diversion
- Contact Class C Diversion
- Pipeline
- Proposed Mine Road



KUDZ ZE KAYAH PROJECT

FIGURE 2-1
PROJECT MINE SITE LAYOUT (YEAR 10)

DECEMBER 2016

D:\Project\AllProjects\Kudz_Ze_Kayah\Maps\01_Overview\03-SpecificTopics\Project_Development\Year_10_20161207.mxd (Last edited by: amatlashevskaja; 23/12/2016/10:57 AM)

2.1.1 WATER DIVERSIONS AND DITCHES

Diverting clean water around the Project is one of the main objectives of the Project's surface water management plan. Reducing the volume of contact water requiring management and treatment is critical to the success of the water management strategy for the Project. The Project includes three major diversions (Figure 2-1). The Fault Creek and associated southern diversions will re-route water that would otherwise flow into the ABM open pit and will divert it into South Creek. The northwestern diversion will route water above the Class A Storage Facility and the Class B Storage Facility past the WMP into Geona Creek. The northeastern diversion will redirect water above the Class C Storage Facility and Overburden Stockpile. The runoff from the Class C Storage Facility and Overburden Stockpile will also enter the northeastern diversion, which will be directed into Geona Creek below the Lower Water Management Pond. The water balance has assumed the diversions have a 50% efficiency rating other than the Fault Creek diversion which has assumed a 100% efficiency.

2.1.2 ABM OPEN PIT

The majority of the ABM Deposit will be mined by open pit mining methods. Open pit mining is planned to be completed over a period of approximately 10 years. Mining of the ABM open pit will generate approximately 139 Mt of waste rock and overburden material. The final planar area of the open pit will be approximately 1.14 km². Upon cessation of mining operations, dewatering will be discontinued and the pit will be allowed to fill naturally to a water elevation of 1,380 metres above sea level (masl). At the final water elevation, approximately 0.70 km² of the pit planar area will be submerged and 0.44 km² will be open to air with a total water storage volume of approximately 34.4 Mm³.

2.1.3 PROCESS PLANT FACILITY

The Process Plant and associated service facilities will process ROM ore at a nominal rate of 2 Mtpa, to produce separate copper, lead and zinc concentrates and tailings. The design availability of the plant is nominally 93% (after ramp-up) with an allowance for standby equipment in most areas to achieve this availability.

The process consists of crushing and grinding of the ore, separate sequential pre-float, rougher and cleaner flotation of copper, lead and zinc and regrind of copper, lead and zinc rougher concentrates. Concentrates will be thickened, filtered and stockpiled on site prior to being loaded onto trucks for transport to third party smelters. The flotation tailings will be dewatered by thickening and vacuum filtration before the tailings are transported either for disposal at the Class A Storage Facility or combined with cement to produce backfill paste for the underground mine. The Process Plant includes a ROM and LGO stockpile with all runoff collected and conveyed to the Processing Plant Facility for use in the Process Plant or treated in the WTP. There is no direct discharge of the Process Plant water as it will require a constant feed of fresh water to replace the water lost in the concentrate and tailings.

2.1.4 WATER MANAGEMENT POND (WMP)

An Upper and Lower WMP (UWMP and LWMP) with capacities of 250,000 m³ and 500,000 m³, respectively, will be constructed to store and manage discharge of site water from the following sources:

- Runoff from Class A Storage Facility (via the WTP);
- Runoff from Class B Storage Facility (directly and via the WTP);
- ABM open pit dewatering (via Pit Rim pond); and
- Site surface runoff including losses from ditches and diversions.

Water will be conveyed from the UWMP to the LWMP, with discharge of water to the receiving environment controlled at the LWMP. For modelling purposes, the UWMP and LWMP were treated as a single WMP receiving the sum of loading and water sources.

2.1.5 WATER TREATMENT PLANT

The water treatment plant (WTP) will be constructed at the Process Plant Facility and designed to treat:

- Class A contact water from the Class A Storage Facility collection pond;
- Class B contact water from the Class B Storage Facility collection pond; and
- Runoff from the Process Plant Facility site collected in the perimeter sumps, including LGO and ROM contact water.

The WTP will have additional capacity to treat ABM open pit dewatering, as required. The treatment will consist of pH adjustment, clarification, and any other processes that may be required to bring the water to a suitable standard for discharge to the environment. Additionally, a second stage process will be added to treat selenium such as reverse osmosis or biological treatment. The treated effluent will be discharged to the LWMP for final polishing before discharge to the receiving environment or may be used in the processing circuit.

2.1.6 CLASS A, B AND C STORAGE FACILITIES

Waste rock will be sorted into three categories during mining operations and stored in one of the following facilities based on that classification:

- Class A Storage Facility, which will host rock that is strongly PAG and has an associated potential for elevated trace element leaching;

- Class B Storage Facility, which will house mildly PAG rock that has a lower susceptibility to trace element leaching; and
- Class C Storage Facility, which will host non-PAG rock with a low potential for trace element leaching.

Geochemical classification criteria were developed based on the results from the static and kinetic testing programs. Waste rock is deemed strongly potentially acid generating (i.e., Class A) if it has high sulphide content (>2.9 wt.% total sulphur) with little neutralization capacity, or has a very low neutralization potential (<10 kg CaCO₃/t) that may result in the development of acidic drainage during Operations.

Process tailings will also be stored in the Class A Storage Facility and co-disposed with the Class A waste rock. A total of 11.6 Mt of Class A waste rock will be stored in the Class A Storage Facility amounting to a total volume of approximately 5.8 Mm³, assuming a broken rock density of 2.0 t/m³. The Class A Storage Facility will also contain 15.1 Mt or an approximate volume of 7.2 Mm³ of filtered tailings, assuming a bulk tailings density of 2.1 t/m³. Contact water from the Class A Storage Facility that is collected in the Class A Storage Facility collection pond will be directed to the WTP. At closure, a very low permeability engineered cover will be constructed on the Class A Facility to decrease water contact with Class A material.

Approximately 47.3 Mt of Class B waste rock will be stored in the Class B Facility amounting to a volume of approximately 24 Mm³, assuming a broken rock density of 2.0 t/m³. Contact water from the Class B Storage Facility that is collected in the Class B collection pond will be directed to the WTP. At closure, a low permeability till cover will be constructed on the Class B Storage Facility to decrease water contact with Class B material.

Approximately 64.1 Mt of Class C waste rock will be stored in the Class C Storage Facility amounting to a volume of approximately 32 Mm³, assuming a broken rock density of 2.0 t/m³. The long term water quality from the Class C runoff and seepage is assumed to be acceptable for discharge to the environment without treatment. A growth medium cover will be placed on the Class C Storage Facility to allow revegetation.

2.1.7 OVERBURDEN STOCKPILE

The total tonnage of overburden material excavated from the ABM open Pit area is 16 Mt and will be stored in a temporary facility sized for a storage volume of 8 Mm³. During mining operations, the overburden stockpile will be incrementally decommissioned as material is used for reclamation including the construction of covers for the Class A, B and C Storage Facilities. The area will be revegetated at closure.

2.1.8 CONSTRUCTED WETLAND TREATMENT SYSTEM

A constructed wetland treatment system was chosen for passive treatment because the goal of final mine site closure is to ensure long-term physical and geochemical stability and to eliminate reliance on long-term active treatment. To meet the requirements for water treatment with minimal intervention, the selected passive treatment wetland design is one where there is no operational management necessary, and only minimal periodic maintenance is required, which could be performed by manpower (i.e., without machinery). Based on these guiding objectives, the selected configuration at the Project has been designed by Contango Strategies Limited (Contango) and is a horizontal surface flow treatment wetland (Contango, 2017).

2.2 PROJECT WATER MANAGEMENT PHASES

The Project is divided into five main phases with respect to water management in this document as presented in Table 2-1. The “Project Year” for each water management phase is relative to the beginning of milling ore. The information pertinent to water modelling in each water management phase is summarized in the following sections.

Table 2-1: KZK Project Water Management Phases

Water Management Phase	Document Nomenclature	Project Year
Construction Water Management	Construction	-2 to -1
Operations Water Management	Operations	1 to 10
Active Closure Phase	Active Closure	11 to 13
Transitional Closure Phase	Transition Closure	14 to 25
Post-Closure Phase	Post-Closure	26 and beyond

2.2.1 CONSTRUCTION WATER MANAGEMENT PHASE (YEAR -2 TO YEAR -1)

The pre-mining Construction phase will include dewatering of the ABM open pit. Dewatering pump rates were defined based on the Hydrogeology Report and in consultation with Tetra Tech EBA Inc. (EBA) (EBA, 2016). Dewatering will occur over 18 months. The pumping rate will initially be at its highest and then decrease to a steady rate which will be maintained for the following year throughout construction and stripping of overburden. The overburden dewatering design incorporates a series of trenches and sumps which will be used to collect water for pumping to the Pit Rim Pond for sediment settlement. Clear water (monthly mean of TSS <15mg/L) will then be pumped downstream to Geona Creek for discharge to the environment.

The following components will be established in the Construction phase:

- North and south diversion ditches to restrict runoff to the project site and divert Fault Creek into South Creek;
- Construction of the water treatment plant (WTP); and
- Construction of the upper and lower water management ponds.

2.2.2 OPERATIONS PHASE (YEAR 1 TO YEAR 10)

The Operations phase will consist of the development of the ABM open pit and underground workings, and milling of ore. Waste rock and tailings will be placed accordingly to the waste rock management plan in the Class A, B and C Facilities. Seepage in the Class A Storage Facility collection pond will be directed to the WTP. Water collected in the Class B Storage Facility collection pond will also be directed to the WTP. ABM open pit dewatering will be pumped to the UWMP via the Pit Rim Pond. The LWMP will store and control discharge of site water to the receiving environment.

Water from the Class C Storage Facility collection pond will be conveyed via ditches to the receiving environment (Geona Creek at KZ-9).

Diversions will be in place to reduce the flow of runoff water to the project site. These diversions will include a diversion to direct Fault Creek into South Creek. Ditches will collect and convey runoff to the south (south diversions) of the site into South Creek and ditches to direct runoff north (northwest and northeast ditches) of the site to Geona Creek.

2.2.3 ACTIVE CLOSURE WATER MANAGEMENT PHASE

The Active Closure phase is the three-year period immediately following cessation of Operations, where most consequential decommissioning and reclamation work is done. Mining equipment will be removed, most infrastructure will be decommissioned, and the Fault Creek diversion will be removed to allow Fault Creek to return to its pre-mining channel and will begin filling the ABM open pit. ABM open pit lime water treatment will begin in year 11, if required, and continue through the Transition Closure Phase as needed.

Most major reclamation earthworks will be completed during this phase. The portions of the Class A and B Storage Facilities not reclaimed progressively during Operations will have their reclamation completed, with the low permeability cover placement being finalized. The camp will be partially decommissioned. All operational water treatment and management systems (i.e., seepage collection and conveyance) are retained and functional, and monitoring and inspection regimens will remain in place, unchanged from the operational phase.

2.2.4 TRANSITION CLOSURE PHASE

This phase is a 13-year period during which the ABM open pit continues to fill, ending when the ABM Lake begins to overflow to Geona Creek. ABM Lake water treatment will continue with addition of lime, and carbon sources will also begin to be added. The wetland treatment systems will be constructed and commissioned at the start of this phase, and the operational water management systems (i.e., seepage collection and conveyance) will remain on site and functional until such time as the CWTS is performing as required to meet water quality objectives and effluent discharge standards. The active treatment plant and system will be retained in a ready state as a contingency.

2.2.5 POST-CLOSURE PHASE

The Post-Closure phase commences with the overspilling of ABM Lake water into Geona Creek, and it is currently planned to be a 10-year period of primarily monitoring and maintenance. It is expected that a year or two will be required to ensure that the passive water treatment systems are achieving performance expectations with the new water contribution from ABM Lake. Once these objectives and performance criteria are achieved, the active water treatment plant and remaining infrastructure will be demobilized/decommissioned, and site water management will be passive in nature.

3. SOURCE TERM DEVELOPMENT

3.1 BACKGROUND AND OVERVIEW

Prediction of the geochemistry of water which has contacted mine components was completed by developing “source terms”; the release rates or leachate concentrations of constituents predicted to be present in water following the contact with particular geological materials under site specific conditions. Source terms for the Project were developed using:

- 1) the results from kinetic testing conducted on material from the Project;
- 2) factors to scale testing results to field-scale applications based on anticipated conditions; and
- 3) geochemical modelling of secondary mineral controls that limit concentrations of certain elements in drainage waters.

The chemistry of mine contact water is dependent on multiple physical, lithological and environmental factors that need to be considered and incorporated in the transformation of laboratory data to the field. These factors include:

- 1) particle size of the geological material;
- 2) the degree of hydraulic contact to geological materials and flushing of contact water; and
- 3) temperature effects on rates of weathering reactions.

The approach and methodology used in developing scaling factors is discussed in detail in the subsequent sections.

3.2 MODEL APPROACH

The results of the kinetic testing program carried out by AEG (2017a) were the basis for source terms. The kinetic testing program consisted of trickle leach columns, humidity cells, and field barrel leach experiments and are discussed in detail in the acid rock drainage and metal leaching (ARD/ML) characterization report (AEG, 2017a). Dissolved leachate concentrations from these tests were converted into geochemical loads ($\text{mg}/\text{kg}_{\text{rock}}/\text{wk}$) by multiplying each analyzed constituent concentration (in mg/L) with the output leachate volume collected at the end of a weekly cycle (in L/wk) and dividing by the total mass of material used in the experiment (i.e., 1 kg in a standard humidity cell, approximately 27 kg in a trickle leach column and approximately 260 kg in a field bin).

3.2.1 WASTE ROCK, TAILINGS AND PIT WALL MATERIAL

Trickle leach column, humidity cell, and field barrel kinetic test results were used to predict drainage from the storage facilities managing waste rock, tailings and pit wall materials. Waste rock and tailings generated from the Project will be categorized into three classes based on the potential for acid generation and trace element leaching:

- The Class A Storage Facility will contain material that is strongly potentially acid generating (PAG) with an associated high potential for metal leaching;
- The Class B Storage Facility will contain material that is mildly PAG with a more moderate potential for metal leaching; and
- The Class C Storage Facility is non-PAG and has a relatively low potential for metal leaching.

Trickle leach, humidity cell and field bin tests were grouped to represent the various waste rock and tailings materials expected to be stored and exposed to weathering in the three storage facilities. A summary of the tests, the waste classification assignment and the predominant geodomain in each test is presented in Table 3-1. A detailed description of the kinetic testing program including sample selection, solid-phase characteristics, waste rock classification rationale, and descriptions of geodomains is provided in the acid rock drainage and metal leaching (ARD/ML) characterization report (AEG, 2017a).

Table 3-1: Summary of Kinetic Tests used for Waste Rock Drainage Predictions

Column ID	Waste Rock Classification	Predominant Geodomain
C-1	C	Ankerite Rhyolite (Volcaniclastic) (AK RHYv)
C-2	C	Pyrite Ankerite Rhyolite (Volcaniclastic) (PY AK RHYv) Pyrite Ankerite Rhyolite (Coherent) (PY AK RHYc)
C-3	B	Muscovite Pyrite Rhyolite (MU PY RHY)
C-4	B	Carbonaceous Mudstone/Rhyolite (CARB MDS/RHY)
C-5	B	PY AK RHYv
C-6	C	Mixture
C-7	A	CARB MDS/RHY, Pyrite Chloritic Rhyolite (PY CL RHY)
C-8	B	Rhyolite (intrusive) (RHYi)
C-9	C	Mudstone (MDS)
HC-1	B	PY AK RHYv
HC-2	B	CARB MDS/RHY
HC-3	A	Tailings

It should be noted that the kinetic testing is still ongoing at the time of writing, and leachate from all the kinetic test is of circumneutral pH. As such, only source terms related to trace element leaching under circumneutral pH conditions have been developed. Acidic source terms for the Class A and Class B waste rock material will be developed once the appropriate circumneutral pH kinetic tests have been completed and then accelerated to acidic conditions in the laboratory; however, kinetic testing conducted to date suggests that time to acid generation is several (Class A) to tens (Class B) of years for these materials. As such, drainage from the Class A and Class B Storage Facilities is not anticipated to be strongly acidic during the Operations phase of the Project, and progressive reclamation, cover placement, and planned water treatment will manage the drainage from these facilities.

Loading rates were developed for the drainage from each of the storage facilities based on the results of the kinetic tests and the proportions of each geodomain that comprise each facility. A summary of the approximate geodomain composition of waste rock storage facilities is presented in Table 3-2. The total amount of tailings used in the model is 15.1 Mt of tailings distributed evenly over the life of mine based on a milling rate of 5,500 tonnes per day.

Two sets of source terms were developed to predict waste rock drainage chemistry. The median of the complete data set for each kinetic test was used as the basis for developing source terms for the storage facilities during Operations and Active Closure (Years 1 through 14). The average of the last two months of kinetic test loading rates was used as the basis for the development of source terms for the Transition Closure and Post-Closure phases (Years 15 through 36), as steady state conditions have generally been reached. However, in the case of the tailings humidity cell (HC-3), steady state conditions have not been reached and the most recent four weeks of release rate data were used for HC-3 and are considered conservative. The average of the four most recent cycles of trickle leach column C-9 was also used as C-9 is in its early stages and many constituents are showing declining trends. The unscaled loading rates of select parameters from the kinetic tests used in developing the operational and closure source terms are shown in Table 3-3 and Table 3-4, respectively.

A similar approach was utilized to estimate constituent mass loading rates from the ABM open pit wall material. Source terms based on kinetic tests data (in mg/kg/wk) from the ARD/ML characterization report (AEG, 2017a) were selected to represent each geodomain exposed on the pit wall and adapted to provide per-planar area loading rates (in mg/m²/month). The limited massive sulphide and sulphide stockwork exposure on the pit wall was modelled using humidity cell data (II-22) from Cominco (1996). A conservative approach was adopted in developing pit wall runoff source terms where the 75th percentile of each kinetic test was used on the assumption that a relatively high loading rate will be produced from pit wall rock freshly exposed to atmospheric oxygen during the Operations, Active Closure, and Transition Closure phases. Following the establishment of ABM Lake, the more moderate “steady state” (average of the last two months of kinetic data) was used for the Post-Closure phase. Further details regarding the ABM open pit wall contributions can be found in Sections 5.2.1.3 and 6.3.1.4.

Table 3-2: Approximate Geodomain Composition of Waste Rock for the Class A, B, and C Storage Facilities

Geodomain	Kinetic Test ^a	Mass (tonnes)			Percent Distribution (by weight)		
		Class A	Class B	Class C	Class A	Class B	Class C
Ankerite Rhyolite (Coherent) (AK RHYc)	-	-	-	1,282,000	0%	0%	2%
AK RHYv	C-1	-	8,048,000	21,793,000	0%	17%	34%
Calcite Chloritic Mafic (CA CL MAF)	FB-4	-	8,522,000	-	0%	18%	0%
CARB MDS/RHY	C-4	2,442,000	4,261,000	3,205,000	21%	9%	5%
MU PY RHY	C-3	3,140,000	4,734,000	4,487,000	27%	10%	7%
PY AK RHYc	C-5, C-2	814,000	4,261,000	4,487,000	7%	9%	7%
PY AK RHYv	C-5, C-2	1,744,000	14,675,000	17,305,000	15%	31%	27%
PY CL RHY	-	2,093,000	947,000	1,282,000	18%	2%	2%
RHYi	C-8	1,047,000	947,000	641,000	9%	2%	1%
MDS	C-9	349,000	947,000	10,256,000	3%	2%	16%
Total		11,629,000	47,342,000	64,738,000	100%	100%	100%

^a Class A drainage chemistry is based on weighted average of waste rock column C-7 and tailings humidity cell HC-3; For Class B drainage, column C-5 release rate data were used for PY AK RHYv and PY AK RHYc; For Class C drainage, column C-2 release rate data were used for PY AK RHYv and PY AK RHYc.

Table 3-3: Loading Rates from the Kinetic Tests used in the Development of Source Terms for the Operations and Active Closure Phases (Years 1 through 13) – Median Data from Entire Data Sets

Column ID	pH	Alkalinity	Sulphate	Hardness (CaCO ₃)	Al	Sb	As	Cd	Ca	Cu	Fe	Pb	Mg	Mn	Ni	Se	U	Zn
		mg CaCO ₃ /kg/wk	mg/kg/wk	mg/kg/wk	mg/kg/wk	mg/kg/wk	mg/kg/wk	mg/kg/wk	mg/kg/wk	mg/kg/wk	mg/kg/wk	mg/kg/wk	mg/kg/wk	mg/kg/wk	mg/kg/wk	mg/kg/wk	mg/kg/wk	mg/kg/wk
C-1	7.7	2.0	1.7	3.5	0.0016	0.000023	0.000014	0.00000051	0.88	0.000026	0.000073	0.0000018	0.31	0.0015	0.0000051	0.000029	0.00070	0.000036
C-2	7.6	1.6	2.2	3.4	0.0019	0.00013	0.0000037	0.00000062	0.94	0.000026	0.000073	0.0000018	0.29	0.0022	0.0000037	0.000033	0.00051	0.000036
C-3	7.6	1.5	1.5	2.9	0.0014	0.0012	0.0000031	0.0000082	0.83	0.000051	0.000073	0.000084	0.20	0.0028	0.0000077	0.00023	0.0020	0.00044
C-4	7.5	1.1	3.7	4.4	0.00059	0.00088	0.000015	0.000013	1.10	0.000033	0.000073	0.000017	0.37	0.0062	0.00012	0.00082	0.00025	0.0011
C-5	7.6	1.6	4.8	6.0	0.00091	0.00011	0.0000050	0.0000026	1.6	0.000042	0.000073	0.0000058	0.49	0.0041	0.000012	0.00017	0.00030	0.00025
C-6	7.7	1.7	2.0	3.4	0.0014	0.00046	0.000014	0.0000037	0.93	0.000029	0.000073	0.000012	0.27	0.0021	0.0000070	0.00021	0.0015	0.00028
C-7	6.6	0.18	4.1	4.0	0.00018	0.00088	0.00028	0.00061	1.1	0.00040	0.00055	0.0016	0.31	0.035	0.0013	0.00099	0.000075	0.039
C-8	7.6	1.1	1.4	2.4	0.0011	0.00033	0.0017	0.0000040	0.64	0.000038	0.000073	0.000043	0.19	0.0027	0.000013	0.000047	0.0012	0.00036
C-9	7.7	1.9	6.9	7.7	0.00044	0.000064	0.00013	0.0000012	2.1	0.000032	0.000072	0.0000085	0.63	0.00033	0.00019	0.00010	0.00068	0.00010
HC-1	7.2	9.5	20	28	0.020	0.00074	0.000046	0.0000092	7.4	0.00024	0.00094	0.000047	2.3	0.020	0.000033	0.0011	0.0010	0.00094
HC-2	6.8	4.0	14	16	0.0028	0.00095	0.000056	0.000050	3.5	0.00037	0.00097	0.00012	1.7	0.017	0.000066	0.00066	0.00025	0.012
HC-3	7.4	22	422	462	0.00050	0.0014	0.00063	0.0095	110	0.0012	0.0010	0.0025	34	0.91	0.017	0.13	0.00018	0.56
FB-4		0.40	0.11	0.44	0.00022	0.00027	0.00033	0.00000024	0.12	0.0000050	0.0000087	0.00000040	0.037	0.000051	0.000016	0.000011	0.000084	0.000011

Table 3-4: Loading Rates from Kinetic Tests used in the Development of Source Terms for the Transition Closure and Post-Closure Phases (years 14 through 36) – Average of the last two Months of Kinetic Data

Column ID	pH	Alkalinity	SO4	Hardness (CaCO ₃)	Al	Sb	As	Cd	Ca	Cu	Fe	Pb	Mg	Mn	Ni	Se	U	Zn
		mg CaCO ₃ /kg/wk	mg/kg/wk	mg/kg/wk	mg/kg/wk	mg/kg/wk	mg/kg/wk	mg/kg/wk	mg/kg/wk	mg/kg/wk	mg/kg/wk	mg/kg/wk	mg/kg/wk	mg/kg/wk	mg/kg/wk	mg/kg/wk	mg/kg/wk	mg/kg/wk
C-1	7.6	2.1	1.2	3.4	0.00080	0.0000089	0.0000093	0.00000024	0.75	0.000014	0.00020	0.0000037	0.38	0.000074	0.0000023	0.000022	0.00032	0.000045
C-2	7.6	1.9	1.5	3.3	0.00094	0.000052	0.0000020	0.00000042	0.80	0.000013	0.000073	0.0000020	0.32	0.0012	0.0000026	0.000023	0.00029	0.000036
C-3	7.4	1.3	1.1	2.5	0.00062	0.00048	0.000011	0.0000083	0.69	0.000021	0.000073	0.000037	0.18	0.0019	0.0000053	0.00015	0.0013	0.00052
C-4	7.3	1.0	3.2	4.0	0.00024	0.00030	0.0000082	0.000013	0.97	0.000019	0.000087	0.000010	0.37	0.0036	0.000089	0.00047	0.00013	0.0014
C-5	7.5	1.4	3.4	4.7	0.00045	0.000038	0.0000023	0.0000019	1.2	0.000021	0.000080	0.0000025	0.43	0.0023	0.0000074	0.00011	0.00014	0.00018
C-6	7.6	1.7	1.5	3.0	0.00070	0.00023	0.0000079	0.0000041	0.78	0.000018	0.000073	0.000012	0.26	0.0019	0.0000055	0.00016	0.00088	0.00029
C-7	5.7	0.087	3.9	3.6	0.00080	0.00013	0.00040	0.00065	0.90	0.0018	0.0056	0.0048	0.34	0.038	0.0013	0.00061	0.00015	0.061
C-8	7.3	1.0	0.90	1.7	0.00087	0.00019	0.0019	0.0000071	0.48	0.000020	0.000073	0.000028	0.12	0.0017	0.0000070	0.000025	0.00065	0.00050
C-9	7.6	1.8	4.9	6.6	0.00040	0.000058	0.00013	0.0000010	1.8	0.000024	0.000071	0.0000062	0.52	0.00018	0.00016	0.000069	0.00054	0.00010
HC-1	7.2	13	16	31	0.013	0.00040	0.000040	0.000018	8.1	0.00022	0.00097	0.00010	2.6	0.018	0.00011	0.00097	0.00064	0.0041
HC-2	6.5	4.1	68	11	0.0012	0.00043	0.000029	0.000040	2.2	0.00018	0.00088	0.000089	1.3	0.011	0.000069	0.00056	0.00018	0.012
HC-3	7.5	24	491	565	0.00069	0.0015	0.00044	0.0081	171	0.0010	0.0013	0.0017	35	0.83	0.015	0.11	0.00047	0.46
FB-4		0.40	0.11	0.44	0.00022	0.00027	0.00033	0.00000024	0.12	0.0000050	0.0000087	0.00000040	0.037	0.000051	0.000016	0.000011	0.000084	0.000011

3.2.2 OVERBURDEN STOCKPILE

The median concentration of constituents measured in shake flask extraction (SFE) tests performed on eight overburden samples collected across the ABM open pit footprint was used to develop the loading contribution for the overburden stockpile (Table 3-5). SFE tests are designed to measure the readily soluble component of a sample. The median SFE concentration was multiplied by the runoff volume calculated to interact with the overburden stockpile to produce a load associated with the overburden stockpile.

Table 3-5: Median SFE Concentration from Project Site Overburden Samples

Parameter	Concentration (mg/L)	Parameter	Concentration (mg/L)
Hardness (from total)	6.5	Copper	0.0036
Sulphate	0.55	Iron	0.11
Phosphorus	0.0050	Lead	0.00035
Fluoride	0.049	Manganese	0.0053
Aluminum	0.095	Nickel	0.00031
Antimony	0.00012	Silver	0.000040
Fluoride	0.049	Selenium	0.00010
Arsenic	0.00048	Uranium	0.000075
Cadmium	0.000065	Zinc	0.0030

3.3 SCALING FACTORS

3.3.1 PARTICLE SIZE

The weathering rate of waste rock is expected to be influenced by its particle size, with finer grained material weathering at a faster rate than coarser particles. The grain size distribution of granitic waste rock from a site in northern Ontario showed that approximately 30% of material was <30 mm, 12% was <20 mm, and 3% was <5 mm in size (Fines, 2006). Other grain size distribution studies yielded similar results (Neuner, 2009, Frostad et al., 2005). It has been found that the majority of flushed particles are in the 5 mm to 30 mm size range and that this fraction also represents the majority of flushed oxidation products (Tran, 2003).

The waste rock trickle leach columns (100% passing 44 mm, with the majority in the approximately 30 mm size fraction) and the humidity cells (85% passing 6.3 mm) contain crushed material that have a higher proportion of fine grained particles than is expected to be in the waste rock storage facilities. To compensate for the difference in weathering rates due to the discrepancy in particle size, scaling factors of 0.3 and 0.1 were applied to the trickle leach column and humidity cell data, respectively, representing the proportion of fines in each kinetic test that could be anticipated to be in a field scale waste rock storage facility.

The particle size of the tailings used in the humidity cell HC-3 is expected to be similar to those generated by the Process Plant and stored in the Class A Storage Facility. Therefore, a particle size scaling factor of one (i.e., no change) was applied to the tailings humidity cell data. Similarly, the particle size of the material in the field barrel tests is similar to that of the average waste rock to be placed in the storage facilities, and thus a particle size scaling factor of one was applied to the field barrel test data.

3.3.2 WATER CONTACT

It is expected that preferential flow paths will form within a storage facility resulting in infiltration water only contacting a fraction of waste rock and/or tailings surfaces and flushing only a fraction of weathering products. Laboratory kinetic tests receive a much higher flushing water to rock material ratio than is expected for a storage facility on an annual basis. Humidity cells and trickle leach columns receive approximately 26 and 2 L/kg/year, respectively, whereas the estimated annual precipitation on the Class A, B and C Storage Facilities as a function of final mass stored in each is 0.04 L/kg/year, 0.01 L/kg/year, and 0.006 L/kg/year, respectively. Applying a scaling factor on these magnitudes (i.e., 1/200 to 1/approximately 4000) may underestimate loading rates. Furthermore, water contact is subject to significant variability based on the magnitude and frequency of precipitation events. Therefore, more conservative scaling factors of 0.1 and 0.25 were initially applied to the humidity cell and trickle leach column data, respectively.

As the storage facilities grow in size, it is expected that the overall water contact to the waste rock volume as a whole will decrease as portions of material in the storage facility becomes more isolated from infiltrating water. A summary of the water contact scaling factors over the 10 years of mining Operations is shown in Table 3-6.

Table 3-6: Water Contact Scaling Factors over Time for the Class A, B and C Storage Facilities

	Trickle Leach Column	Humidity Cell
Year 1	0.25	0.1
Year 2	0.23	0.09
Year 3	0.21	0.08
Year 4	0.19	0.07
Year 5	0.17	0.065
Year 6	0.15	0.06
Year 7	0.14	0.055
Year 8	0.12	0.05
Year 9	0.11	0.045
Year 10	0.1	0.04

A conservative scaling factor of 0.5 was selected for the exposed ABM open pit wall, which remained constant throughout the Project stages.

The storage facilities will be covered at closure to reduce water infiltration and contact with the geological materials. Reducing water contact will reduce the metal leaching load caused by weathering. Thus, additional water contact scaling factors were applied to the source terms to account for the reduced infiltration after closure and cover establishment. Cover selection for each facility was based on the ARD/ML potential of the material stored therein; such that a cover that would more effectively reduce infiltration would be constructed on material with relatively high ARD/ML potential and a cover that would less effectively reduce infiltration would be placed on material with relatively low ARD/ML potential. A summary of the scaling factors for covers placed on the Class A, B and C Storage Facilities is provided in Table 3-7. Details on the covers are provided in the Conceptual Reclamation and Closure Plan (AEG, 2017b).

Table 3-7: Water Contact Scaling Factors for Covers on Class A, B and C Storage Facilities at Closure

	Cover Water Contact Scaling Factors
Class A	0.05
Class B	0.25
Class C	0.90

3.3.3 TEMPERATURE

The laboratory kinetic trickle leach and humidity cell tests were conducted at room temperature (approximately 22°C), which is higher than the temperature of precipitation and contact water that would be encountered at the Project site. The Arrhenius equation is commonly used to adjust for differences in temperature-dependant reactions. Metal sulphide oxidation reactions occur at slower

rates at lower temperatures. The oxidation rate of metal sulphide minerals pyrite and pyrrhotite, dominant minerals in the KZK waste rock and tailings material, have been found to be approximately 70% lower at 5°C (i.e., average field temperature) than at laboratory room temperature (SRK and Mehling, 2006). Therefore, a temperature scaling factor of 0.3 was applied to constituents whose release was expected to be tied to the oxidation of metal sulphide assemblages (i.e., sulphate, Sb, As, Cd, Cu, Fe, Pb, Ni, Se, Ag, U, Zn) or from the dissolution of carbonate phases in response to sulphide oxidation (e.g., alkalinity, Ca, Mg).

3.3.4 STORED LOADS

Due to the cold temperatures encountered on site over the winter months, infiltration of water into the waste rock piles and leaching of significant weathered loads are not anticipated over winter. However, it is likely that a portion of weathered product will accumulate over the winter months as there would be adequate moisture and heat within the storage facilities to allow for a degree of sulphide mineral oxidation. A portion of the accumulated load would be expected to flush out from the waste rock in months with higher precipitation and the reactivation of infiltration pathways (i.e., freshet months; May and June). It is assumed that only a fraction (approximately 10%) of the stored load that accumulates over the winter months would be flushed out during freshet, the majority of which would be released from the storage facilities in May and a smaller fraction flushed out in June. A small fraction of the predicted monthly load is conservatively modelled to be flushed in April to account for the possibility of an early thaw scenario. The stored load flushing factors used in water quality predictions by month are provided in Table 3-8.

Table 3-8: Proportion of Stored Load that is Flushed per Month

	Trickle Leach Column
January	0
February	0
March	0
April	0.1
May	1.5
June	1.1
July	1
August	1
September	1
October	0.5
November	0
December	0

3.3.5 SOLUBILITY CONTROLS

The calculated concentrations in the drainage from material for which source terms were developed were then input into the thermodynamic equilibrium software program PHREEQC (Parkhurst and Appelo, 1999) to determine if any secondary minerals were oversaturated. The Minteq.v4 database was used and the pH of all of the PHREEQC simulations was fixed at the average pH of the field barrel leachate (pH 7.7). Modelled CO₂ partial pressures ranged between 10^{-2.2} and 10^{-2.8}, suggesting oversaturation of CO₂ relative to atmosphere. As such, the P_{CO2} was set to 10^{-3.2} for all solutions to approximate equilibrium with the atmosphere. If a mineral was oversaturated and was expected to precipitate under the circumneutral, oxic conditions expected of the Storage Facilities drainage, its solubility limit was used to cap the concentration of the precipitating constituent. Although only those minerals that do not have significant kinetic limitations were selected to precipitate (where oversaturated), it should be noted that full equilibrium may not be realized in the field and this is an inherent uncertainty in the development of water quality models.

3.3.6 SCALED SOURCE TERMS

The scaling factors discussed in the previous sections were applied to the kinetic testing loading rates in Table 3-3 and Table 3-4 for Operations/Active Closure and the Transition/Post-Closure phases, respectively. Loading terms specifically for each of the three storage facilities were developed based on the sample composition of the kinetic tests and the categorization of those samples in one of the three waste classes. Weighted averages of various tests were calculated to best represent the varied composition of material that will be stored in the storage facilities. The weights of the scaled source term used to calculate the waste rock storage facility loading rates are provided in Table 3-9 and the scaled loading rates for the Operations and Closure phases are shown in Table 3-10 and Table 3-11, respectively.

Table 3-9: Weights of Kinetic Tests Results Used in Storage Facility Loading Rates

	C-1	C-2	C-3	C-4	C-5	C-6	C-7	C-8	C-9	HC-3	FB-4
Class A							0.4			0.6	
Class B	0.17		0.1	0.09	0.4			0.02			0.18
Class C	0.34	0.34	0.07	0.05				0.01	0.16		

The loading from the overburden stockpile was based on the median of the SFE data as described in Section 3.2.2. Since only a fraction of the overburden will be flushed by the runoff, a scaling factor of 0.5 was applied to this load.

Table 3-10: Scaled Loading Rates for Storage Facilities for the Operations Phase (Median Data)

Column ID	Total Alkalinity	SO ₄	Hardness (CaCO ₃)	F	Al	Sb	As	Cd	Ca	Cu	Fe	Pb	Mg	Mn	Ni	Se	U	Zn
	mg CaCO ₃ /kg/wk	mg/kg/wk	mg/kg/wk	mg/kg/wk	mg/kg/wk	mg/kg/wk	mg/kg/wk	mg/kg/wk	mg/kg/wk	mg/kg/wk	mg/kg/wk	mg/kg/wk	mg/kg/wk	mg/kg/wk	mg/kg/wk	mg/kg/wk	mg/kg/wk	mg/kg/wk
C-1	0.045	0.037	0.079	0.00019	0.00012	0.00000051	0.00000030	0.000000011	0.020	0.00000058	0.0000016	0.000000041	0.0069	0.00011	0.00000011	0.00000065	0.000016	0.00000082
C-2	0.036	0.049	0.077	0.00017	0.00014	0.00000028	0.000000082	0.000000014	0.021	0.00000058	0.0000016	0.000000041	0.0065	0.00016	0.000000082	0.00000074	0.000011	0.00000082
C-3	0.035	0.033	0.064	0.00020	0.00011	0.00000026	0.000000069	0.000000018	0.019	0.00000011	0.0000016	0.000000019	0.0044	0.00021	0.000000017	0.00000052	0.000044	0.000010
C-4	0.024	0.083	0.10	0.00013	0.000044	0.00000020	0.000000035	0.000000003	0.025	0.00000074	0.0000016	0.000000038	0.0083	0.00047	0.000000026	0.00000018	0.00000057	0.000024
C-5	0.035	0.11	0.14	0.00015	0.000068	0.00000025	0.000000011	0.000000006	0.035	0.00000094	0.0000016	0.000000013	0.011	0.00031	0.000000026	0.00000039	0.0000068	0.0000056
C-6	0.037	0.045	0.078	0.00016	0.00010	0.00000010	0.000000033	0.000000008	0.021	0.00000066	0.0000016	0.000000026	0.0061	0.00015	0.000000016	0.00000048	0.000033	0.0000064
C-7	0.0041	0.093	0.090	0.00015	0.000014	0.00000020	0.00000062	0.00000014	0.025	0.00000089	0.0000012	0.000000036	0.0069	0.0027	0.000000028	0.00000022	0.00000017	0.000087
C-8	0.025	0.033	0.053	0.00020	0.000085	0.00000075	0.00000037	0.000000009	0.014	0.00000086	0.0000016	0.000000010	0.0043	0.00020	0.000000030	0.00000011	0.00000026	0.0000081
C-9	0.043	0.16	0.17	0.00039	0.000033	0.00000015	0.000000028	0.000000003	0.046	0.00000073	0.0000016	0.000000019	0.014	0.00025	0.000000043	0.00000023	0.00000051	0.0000024
HC-1	0.028	0.059	0.085	0.00011	0.000020	0.00000022	0.000000014	0.000000003	0.022	0.00000072	0.00000028	0.000000014	0.0070	0.00020	0.000000010	0.00000032	0.00000031	0.0000028
HC-2	0.012	0.042	0.048	0.00011	0.000028	0.00000028	0.000000017	0.000000002	0.010	0.00000011	0.00000029	0.000000036	0.0052	0.00017	0.000000020	0.00000020	0.00000076	0.0000035
HC-3	0.65	13	14	0.0036	0.000015	0.00000042	0.00000019	0.000000028	3.3	0.00000036	0.00000030	0.000000075	1.0	0.027	0.000000052	0.0040	0.00000053	0.017
FB-4	0.40	0.11	0.44		0.00022	0.00027	0.00033	0.000000024	0.12	0.00000050	0.00000087	0.000000040	0.037	0.00000051	0.00000016	0.00000011	0.00000084	0.0000011

Table 3-11: Scaled Loading Rates for Storage Facilities for the Closure Phases (Steady-State Data)

Column ID	Total Alkalinity	SO ₄	Hardness (CaCO ₃)	F	Al	Sb	As	Cd	Ca	Cu	Fe	Pb	Mg	Mn	Ni	Se	U	Zn
	mg CaCO ₃ /kg/wk	mg/kg/wk	mg/kg/wk	mg/kg/wk	mg/kg/wk	mg/kg/wk	mg/kg/wk	mg/kg/wk	mg/kg/wk	mg/kg/wk	mg/kg/wk	mg/kg/wk	mg/kg/wk	mg/kg/wk	mg/kg/wk	mg/kg/wk	mg/kg/wk	mg/kg/wk
C-1	0.048	0.028	0.077	0.00013	0.000060	0.00000020	0.000000021	0.0000000054	0.017	0.00000030	0.00000044	0.000000083	0.0084	0.00000055	0.000000053	0.00000048	0.00000071	0.0000010
C-2	0.043	0.034	0.074	0.00012	0.000071	0.00000012	0.000000046	0.000000010	0.018	0.00000029	0.00000016	0.000000046	0.0071	0.000089	0.000000059	0.00000053	0.00000064	0.00000082
C-3	0.030	0.026	0.055	0.00011	0.000047	0.00000011	0.000000026	0.000000019	0.015	0.00000048	0.00000016	0.000000083	0.0040	0.00014	0.000000012	0.00000033	0.00000029	0.0000012
C-4	0.023	0.071	0.089	0.000080	0.000018	0.00000068	0.000000019	0.000000030	0.022	0.00000042	0.00000020	0.000000023	0.0084	0.00027	0.000000020	0.00000011	0.00000030	0.0000031
C-5	0.032	0.077	0.11	0.000089	0.000033	0.000000086	0.000000053	0.000000043	0.026	0.00000047	0.00000018	0.000000056	0.0096	0.00017	0.000000017	0.00000024	0.00000031	0.0000041
C-6	0.038	0.033	0.068	0.000085	0.000053	0.00000051	0.000000018	0.000000091	0.018	0.00000040	0.00000016	0.000000028	0.0058	0.00014	0.000000012	0.00000036	0.00000020	0.0000065
C-7	0.0020	0.088	0.080	0.00014	0.000060	0.00000029	0.00000090	0.00000015	0.020	0.00000041	0.00000013	0.000000011	0.0077	0.0028	0.000000029	0.00000014	0.00000034	0.0014
C-8	0.023	0.020	0.038	0.00011	0.000065	0.00000044	0.00000043	0.000000016	0.011	0.00000045	0.00000016	0.000000063	0.0027	0.00013	0.000000016	0.00000056	0.00000015	0.0000011
C-9	0.041	0.11	0.15	0.00023	0.000030	0.00000013	0.000000029	0.000000023	0.040	0.00000054	0.00000016	0.000000014	0.012	0.000013	0.000000037	0.00000016	0.00000041	0.0000002
HC-1	0.040	0.048	0.093	0.00010	0.000013	0.00000012	0.000000012	0.000000054	0.024	0.00000066	0.00000029	0.000000031	0.0079	0.00018	0.000000033	0.00000029	0.00000019	0.0000012
HC-2	0.012	0.21	0.033	0.00018	0.000012	0.00000013	0.000000088	0.000000012	0.007	0.00000054	0.00000026	0.000000027	0.0038	0.00011	0.000000021	0.00000017	0.00000055	0.0000036
HC-3	0.72	15	17	0.0025	0.000021	0.00000045	0.00000013	0.000000024	5.1	0.00000031	0.00000038	0.000000051	1.0	0.025	0.000000045	0.0034	0.00000014	0.014
FB-4	0.40	0.11	0.44		0.00022	0.00027	0.00033	0.000000024	0.12	0.00000050	0.00000087	0.000000040	0.037	0.00000051	0.00000016	0.00000011	0.00000084	0.0000011

3.4 NITROGEN SOURCE TERM DEVELOPMENT

The use of nitrogen-based explosives is a source of nitrogen compound(s) release to the environment. Nitrate (NO_3), ammonia (NH_3) and nitrite (NO_2 , an oxidation product of NH_3) can accumulate in the ABM open pit and/or on blasted waste rock as a result of blasting and are readily soluble when contacted with infiltration and runoff water. The concentration of residual nitrogen leftover from blasting activities depends on the quantity and type of explosive used and the efficiency with which nitrogen is consumed with use.

Release of nitrogen from the storage facilities is directly correlated to the volume of waste rock stored in those facilities and the amount of infiltration water contacting the waste rock that can rinse nitrogen species from the rock and into the receiving environment. As the transport of nitrogen from storage facilities is dependent on infiltration and the development of flow paths, a lag time is expected between waste rock placement and nitrogen flushing to the receiving environment at significant concentrations (Bailey et al., 2013). Furthermore, flushing of significant nitrogen concentrations are expected to persist after waste rock placement as new flow paths develop and waste rock surfaces become wetted.

The following sections outline the assumptions and modelling approach utilized in predicting the release of nitrogen species from the Project to the receiving environment.

3.4.1 ASSUMPTIONS

The quantity (in tonnage) of explosives anticipated for use in the Project per month was provided by BMC and the proportion of explosives used was calculated using the relative proportions of Class A, B and C material from the annual waste rock production schedule provided by BMC (Table 3-12). Other assumptions for the nitrogen load model are as follows:

- 70/30 emulsion explosives will be used; 70% ammonium nitrate/fuel oil (ANFO); 34% nitrogen by weight) and 30% emulsion (27.5% nitrogen by weight);
- The total nitrogen released to the receiving environment occurs in the average proportions observed by Ferguson and Leask (1988): 87% nitrate, 11% ammonia and 2% nitrite;
- All residual nitrogen from explosives use reports to the storage facilities; and
- Release of nitrogen compounds is similar to other cold climate mines in the Northwest Territories, Yukon Territory and Northeastern British Columbia (e.g., Bailey et al., 2013).

Table 3-12: Anticipated Explosives Use and Waste Production by Year

	Explosives Used (tonnes)	Waste Rock Production (tonnes)		
		Class A	Class B	Class C
Year -1	2,942	584,300	2,381,900	3,413,400
Year 1	5,591	687,300	3,796,700	5,246,400
Year 2	6,142	1,142,200	6,482,000	7,218,100
Year 3	6,351	1,583,700	7,583,900	10,294,100
Year 4	5,395	1,563,600	5,656,200	6,444,300
Year 5	4,936	1,310,600	3,675,500	8,854,400
Year 6	3,695	1,025,300	2,889,000	7,248,500
Year 7	1,704	859,600	3,445,700	6,314,300
Year 8	838	1,037,300	4,208,500	4,482,800
Year 9	235	1,341,500	5,418,200	3,722,000
Year 10	31	481,100	1,945,000	730,400
Total	37,859	11,616,600	47,482,800	63,968,700

3.4.2 WASTE ROCK DRAINAGE

Ferguson and Leask (1988) developed a model for estimating explosive losses based on the amount of explosive used and the proportions of ANFO and emulsion in the explosives. Explosive losses represent the nitrogen loads that are not consumed in the blasting and are left in the waste rock. Ferguson and Leask (1988) presented the following equation for mines that use more than 20% emulsion explosives:

$$\text{Explosive loss} = 0.94\% \times \text{ANFO} + 5.1\% \times \text{Emulsion}$$

Where ANFO and Emulsion are masses of those constituents in the explosive used.

The explosives to be used in the Project are 30% emulsion and 70% ANFO. ANFO and emulsion have nitrogen content by weight of 34% and 27.5%, respectively. Therefore, the residual nitrogen load remaining from explosives use can be calculated:

$$\begin{aligned} \text{Nitrogen Load} &= \% \text{ANFO} \times E_{\text{total}} \times 0.94\% \times \% N_{\text{ANFO}} + \% \text{Emulsion} \times E_{\text{total}} \times 5.1\% \times \% N_{\text{Emulsion}} \\ &= E_{\text{total}} \times 70\% \times 0.94\% \times 34\% + E_{\text{total}} \times 30\% \times 5.1\% \times 27.5\% \\ &= E_{\text{total}} \times (0.22\% + 0.42\%) \\ &= E_{\text{total}} \times 0.64\% \end{aligned}$$

Where E_{total} is the total mass of explosives used at a given timestep (in kg) and the nitrogen load is the total mass of residual nitrogen left in the waste rock after blasting (in kg N).

Bailey et al. (2013) conducted a study of blasting agent residue in waste rock effluent at the Diavik diamond mine in Northwest Territories, Canada, it was found that an average of 0.44% of residual nitrogen was released in leachate collected from large scale waste rock test piles over a three-year period following placement. Laboratory leach tests of the same waste rock released 5.4% of residual nitrogen (Bailey et al., 2013). If leach tests removed all leachable nitrogen residual from explosives use, 8.1% of residual nitrogen was observed to flush from the waste rock in the field.

The Diavik site receives a mean annual precipitation (MAP) of 280 mm, compared a MAP of 612 mm at the KZK site (AEG, 2016a). Higher MAP will result in higher volumes of infiltration to the storage facilities, more contact with waste rock surfaces and, ultimately, greater flushing of nitrogen species to the receiving environment. Thus, it would be expected that the flushing of nitrogen would be greater from the KZK project storage facilities than was observed at Diavik by a factor of approximately 1.75 based on the MAP comparison alone. For this model, it was conservatively predicted that 20% of leachable nitrogen would flush out of the waste rock over a three-year period. It was also assumed that there would be a delay for precipitation to infiltrate into the waste rock and begin flushing nitrogen. Therefore, nitrogen species are only released one year after first deposition (i.e., from Year 2 of Operations). The mass of nitrogen flushed in a year was distributed among the months according to the relative runoff volumes, with no nitrogen loading occurring in the winter months (November to March) due to very low anticipated runoff. The monthly distribution of annual nitrogen loading used in the model is shown in Table 3-13. A summary of the annual nitrogen loading from each storage facility and nitrogen release to the receiving environment is shown in Table 3-14.

Table 3-13: Monthly Distribution of Nitrogen Loading

	Relative Monthly Distribution of Nitrogen Load
January	0
February	0
March	0
April	3%
May	18%
June	17%
July	19%
August	16%
September	15%
October	10%
November	0
December	0
Total	100%

Table 3-14: Annual Nitrogen Loading to Waste Rock Storage Facilities, Nitrogen Load Stored in Waste Rock Storage Facility at Year's end and Nitrogen Load Released from Storage Facilities

	Class A			Class B			Class C		
	Load to Facility (kg N)	Load Stored (kg N)	Load Released (kg N)	Load to Facility (kg N)	Load Stored (kg N)	Load Released (kg N)	Load to Facility (kg N)	Load Stored (kg N)	Load Released (kg N)
Year 1	1,441	1,441	-	5,105	5,105	-	10,918	10,918	-
Year 2	2,033	2,971	503	8,563	11,747	1,920	22,594	31,952	1,561
Year 3	1,832	4,076	727	8,955	17,645	3,057	25,679	54,583	3,047
Year 4	2,901	5,917	1,060	12,562	25,621	4,586	22,242	72,368	4,457
Year 5	1,317	5,977	1,257	12,176	31,593	6,205	18,538	85,524	5,382
Year 6	1,170	5,925	1,222	7,026	32,008	6,611	21,106	100,231	6,399
Year 7	1,358	6,023	1,260	5,812	31,139	6,681	14,763	107,780	7,214
Year 8	894	5,697	1,220	2,466	27,571	6,034	6,758	107,263	7,275
Year 9	698	5,269	1,126	1,620	23,933	5,258	2,655	102,845	7,073
Year 10	-	4,299	970	-	19,531	4,402	506	96,650	6,700
Year 11	-	3,507	792	-	15,939	3,592	-	90,384	6,266
Year 12	-	2,861	646	-	13,007	2,932	-	84,525	5,860
Year 13	-	2,334	527	-	10,615	2,392	-	79,045	5,480
Year 14	-	2,311	23	-	9,893	722	-	73,920	5,125
Year 15	-	2,288	23	-	9,221	672	-	69,128	4,792
Year 20	-	2,176	22	-	6,485	473	-	49,443	3,428
Year 25	-	2,070	21	-	4,561	333	-	35,363	2,452
Year 30	-	1,969	20	-	3,208	234	-	25,293	1,753
Year 35	-	1,873	19	-	2,256	165	-	18,090	1,254
Year 36	-	1,854	19	-	2,103	153	-	16,918	1,173

4. WATER QUALITY MODEL OVERVIEW

A model was developed to predict the water quality of drainage from the Project components for each Project phase in order to assess the effect of the Project on the water quality of the receiving aquatic environment. The predictions of water quality at various Project locations should be considered as best estimates and considered conservative given the source terms used. It is anticipated the water quality for the Project will be better than presented in this report due to the conservative inputs used to compensate for uncertainty in the various data sets used.

Geochemical mass loading rates were estimated for each Project component throughout each Project phase and combined with modelled flow rates to calculate water quality predictions from individual Project components and, ultimately, for the receiving environment. The following sections provide an overview of the water quality modelling performed.

4.1 WATER BALANCE MODEL

4.1.1 PROJECT SITE WATER BALANCE

A water balance for the Project site components during the Operations phase was developed by Knight Piésold Ltd. (KP, 2016). Three versions of the water balance were produced with varying annual precipitation conditions:

- Mean precipitation;
- One in 50 (1/50) wet year; and
- One in ten (1/10) dry year.

The three sets of water balance flow volumes were used to calculate water quality predictions in the three precipitation scenarios.

4.1.2 ABM LAKE WATER BALANCE

A hydrogeological model was developed for the Project by Tetra Tech EBA Inc. (EBA) (2016). Within the hydrogeological model, the timing of the formation of the ABM Lake was predicted. The inflows and outflows from the ABM Lake formation water budget were used to calculate geochemical mass loading and the water quality of the ABM Lake over time. The ABM Lake formation water balance is provided in Section 4.5 of the EBA report (EBA, 2016).

4.1.3 RECEIVING ENVIRONMENT WATER BALANCE

A water balance for the receiving aquatic environment was developed for all phases of the Project by AEG (2017d). The receiving environment water balance incorporated the site operational water balance developed by Knight Piesold Ltd. (KP) (2016), and the Construction dewatering rates and ABM open pit water balance prepared by EBA (2016). The receiving environment water balance was used to estimate the load contributions from the Project components and predict water quality in the receiving waters. Similar to the site water balance developed by KP, the receiving environment water balance was also developed under three precipitation scenarios: mean precipitation, 1/50 wet year and 1/10 dry.

4.2 WATER QUALITY MODEL

A geochemical mass load balance was developed to estimate water quality at the various components in the Project site. Source terms were developed by AEG (2017a) to determine the constituent mass loading rates from geological materials. Baseline water quality data presented by AEG (AEG, 2016b) for Fault Creek (KZ-2), South Creek (KZ-13), Geona Creek (KZ-6, KZ-7, KZ-9, KZ-18, and KZ-17), Finlayson Creek (KZ-16, KZ-16, KZ-22 and KZ-26) and East Creek (KZ-21) were used to calculate geochemical loads in existing water courses. The modelled fluxes and flow volumes from the site, ABM open pit, and receiving environment water balances were used with the calculated loads to estimate water quality concentrations in South Creek (KZ-13), Geona Creek (KZ-37) and Finlayson Creek (KZ-15 and KZ-26) (Figure 5-1). Water quality was modelled under the three precipitation scenarios (mean, 1/50 wet, 1/10 dry) for the site and receiving environment water quality models.

A total of 24 parameters were modelled, although the focus of the report is primarily associated with the following constituents of interest:

- Sulphate;
- Nitrogen (Nitrate, Nitrite and Ammonia);
- Fluoride;
- Aluminum;
- Antimony;
- Arsenic;
- Cadmium;
- Selenium; and
- Uranium.

4.3 WATER QUALITY MODELLING TIMELINE

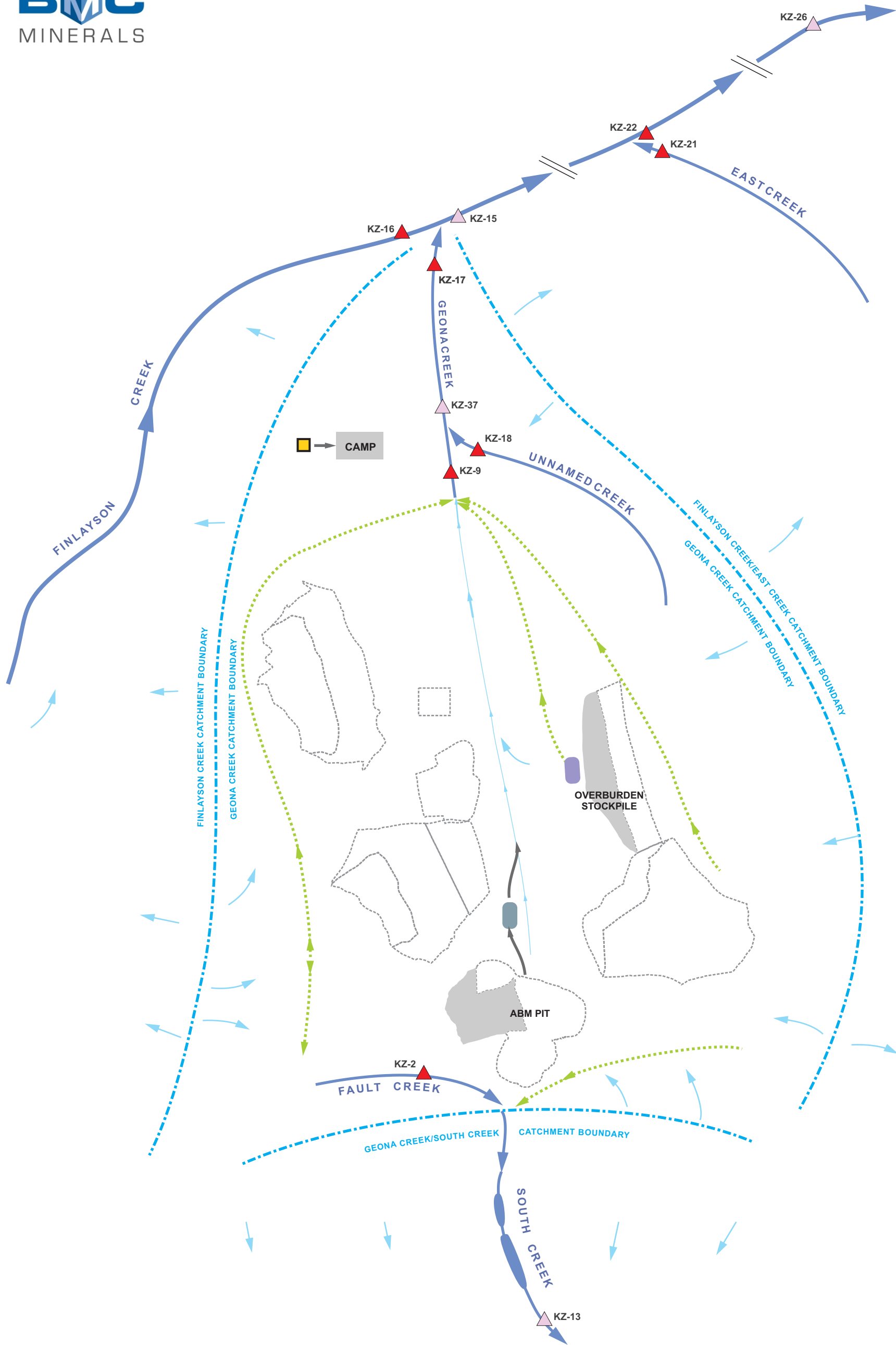
The model was run in monthly time-steps starting from the year when pit dewatering and Construction begins (Year -2) and continues for the 50 years following the beginning of Operations into Post-Closure. A summary of timeline items that are relevant to water management is shown in Table 4-1.

Table 4-1: Relevant Water Management Timeline Items for Water Quality Model

Project Year	Project Activity
-2	Start of Construction and dewatering
1	Start of Operations
10	Last year of Mining
11	Pit dewatering ceases, ABM Lake begins to form. Begin construction of waste rock storage facility covers and wetland water treatment system
13	Transition from active water treatment to passive wetland treatment system
26	ABM Lake maximum storage reached and discharge to constructed wetland treatment systems

4.4 MASS TRANSPORT SCHEMATIC DIAGRAMS

The water management systems which dictate the flow of mass loads throughout the Project site and to the receiving environment are depicted in simplified schematic diagrams in this section. Schematics of the Construction Phase, Operations Phase, Active Closure Phase, Transition Phase and Post-Closure Phase are shown in Figure 4-1, Figure 4-2, Figure 4-3, Figure 4-4, and, Figure 4-5, respectively.



This drawing has been prepared for the use of Alexco Environmental Group's client and may not be used, reproduced or relied upon by third parties, except as agreed by Alexco Environmental Group and its client, as required by law or for use of governmental reviewing agencies. Alexco Environmental Group accepts no responsibility, and denies any liability whatsoever, to any party that modifies this drawing without Alexco Environmental Group's express written consent.

CONCEPTUAL DRAWING AND FOR ILLUSTRATION PURPOSES ONLY; FEATURES ARE NOT TO SCALE

	Surface Water Monitoring Station		Pipeline
	Modelled Location		Watercourse
	Groundwater Well		Diversion Ditch
	Storage Facility Collection Pond		Catchment
	Pit Rim Pond		Surface Flow Direction
	Year 1 Mine Feature Footprint		
	Year 10 Mine Feature Footprint		

WMP - Water Management Pond
WTP - Water Treatment Plant

KUDZ ZE KAYAH PROJECT

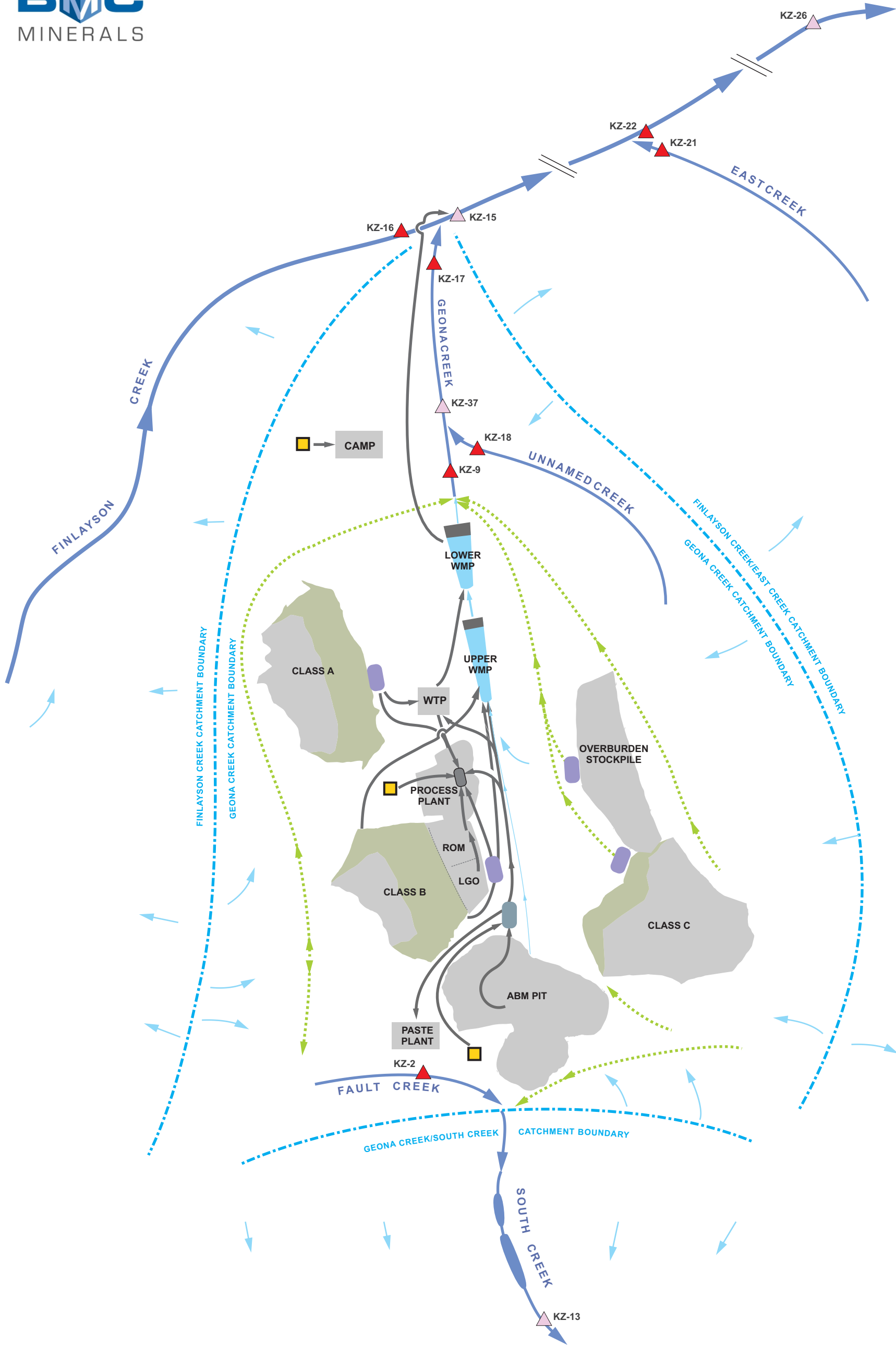
FIGURE 4-1
CONSTRUCTION WATER MANAGEMENT SCHEMATIC

DRAWN BY GIS

JANUARY 2017

VERIFIED BY KW

D:\Project\Projects\Kudz_Ze_Kayah\Presentations\Water Management\Water Quality Predictions\Water_quality_prediction_schematics_MFA_V2_20160520.cdr



This drawing has been prepared for the use of Alexco Environmental Group's client and may not be used, reproduced or relied upon by third parties, except as agreed by Alexco Environmental Group and its client, as required by law or for use of governmental reviewing agencies. Alexco Environmental Group accepts no responsibility, and denies any liability whatsoever, to any party that modifies this drawing without Alexco Environmental Group's express written consent.

CONCEPTUAL DRAWING AND FOR ILLUSTRATION PURPOSES ONLY; FEATURES ARE NOT TO SCALE



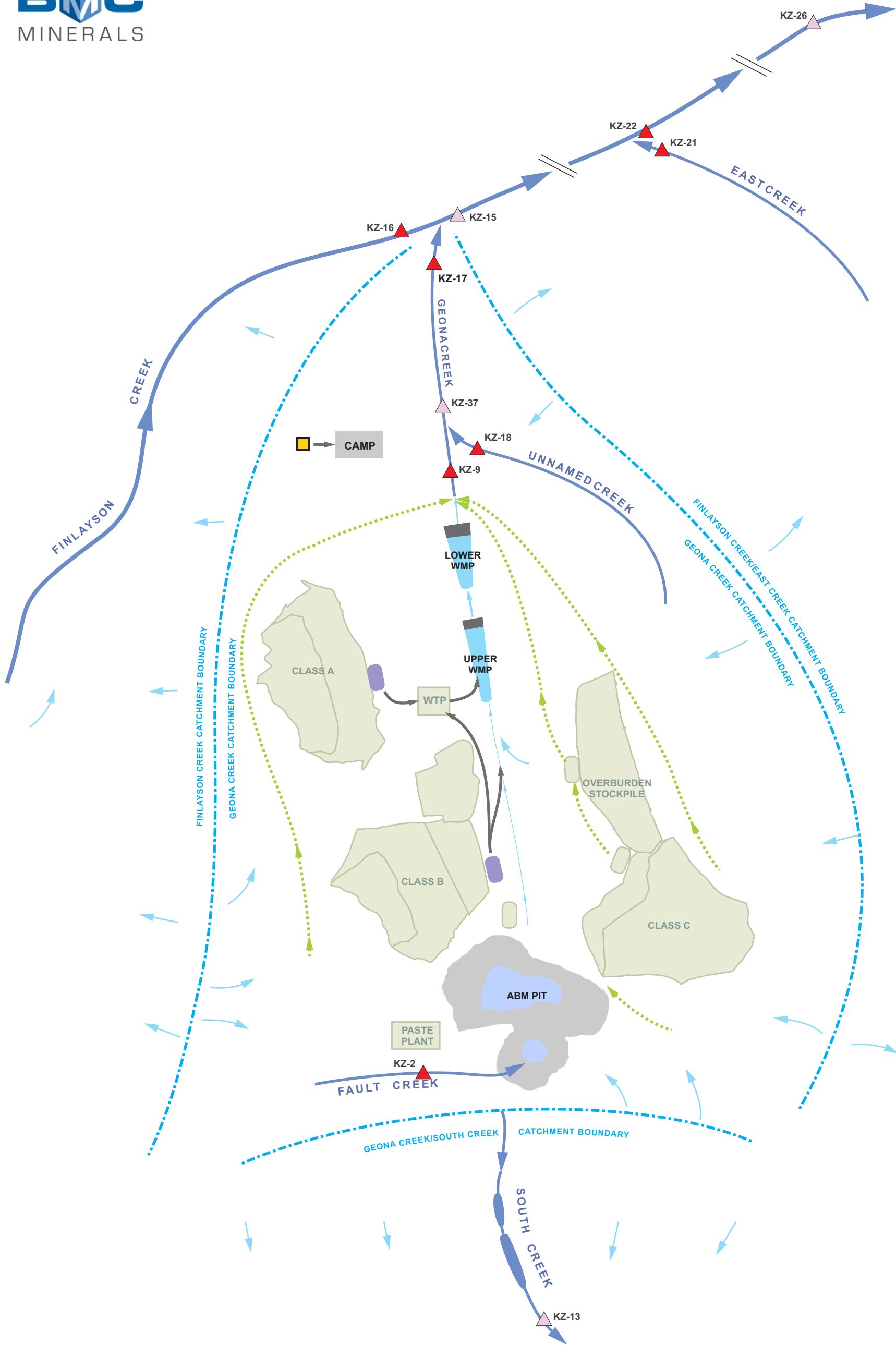
	Progressive Reclamation Footprint		Groundwater Well
	Mine Feature Footprint		Water Management Pond
	Process Plant Pond		Pipeline
	Storage Facility Collection Pond		Watercourse
	Pit Rim Pond		Diversion Ditch
	Surface Water Monitoring Station		Catchment
	Modelled Location		Surface Flow Direction

WMP - Water Management Pond
 WTP - Water Treatment Plant
 ROM - Run of Mine
 LGO - Low Grade Ore

KUDZ ZE KAYAH PROJECT

**FIGURE 4-2
 OPERATIONS WATER MANAGEMENT
 SCHEMATIC**

D:\Project\Projects\Kudz_Ze_Kayah\Presentations\Water Management\Water Quality Predictions\Water_quality_prediction_schematics_MFA_V2_20160525.cdr



This drawing has been prepared for the use of Alexco Environmental Group's client and may not be used, reproduced or relied upon by third parties, except as agreed by Alexco Environmental Group and its client, as required by law or for use of governmental reviewing agencies. Alexco Environmental Group accepts no responsibility, and denies any liability whatsoever, to any party that modifies this drawing without Alexco Environmental Group's express written consent.

CONCEPTUAL DRAWING AND FOR ILLUSTRATION PURPOSES ONLY; FEATURES ARE NOT TO SCALE

	Reclaimed and Revegetated Mine Feature Footprint		Groundwater Well
	Mine Feature Footprint		Water Management Pond
	Storage Facility Collection Pond		Pipeline
	Pit Rim Pond		Watercourse
	ABM Pit Lake @ 1300 masl		Diversion Ditch
	Surface Water Monitoring Station		Catchment
	Modelled Location		Surface Flow Direction

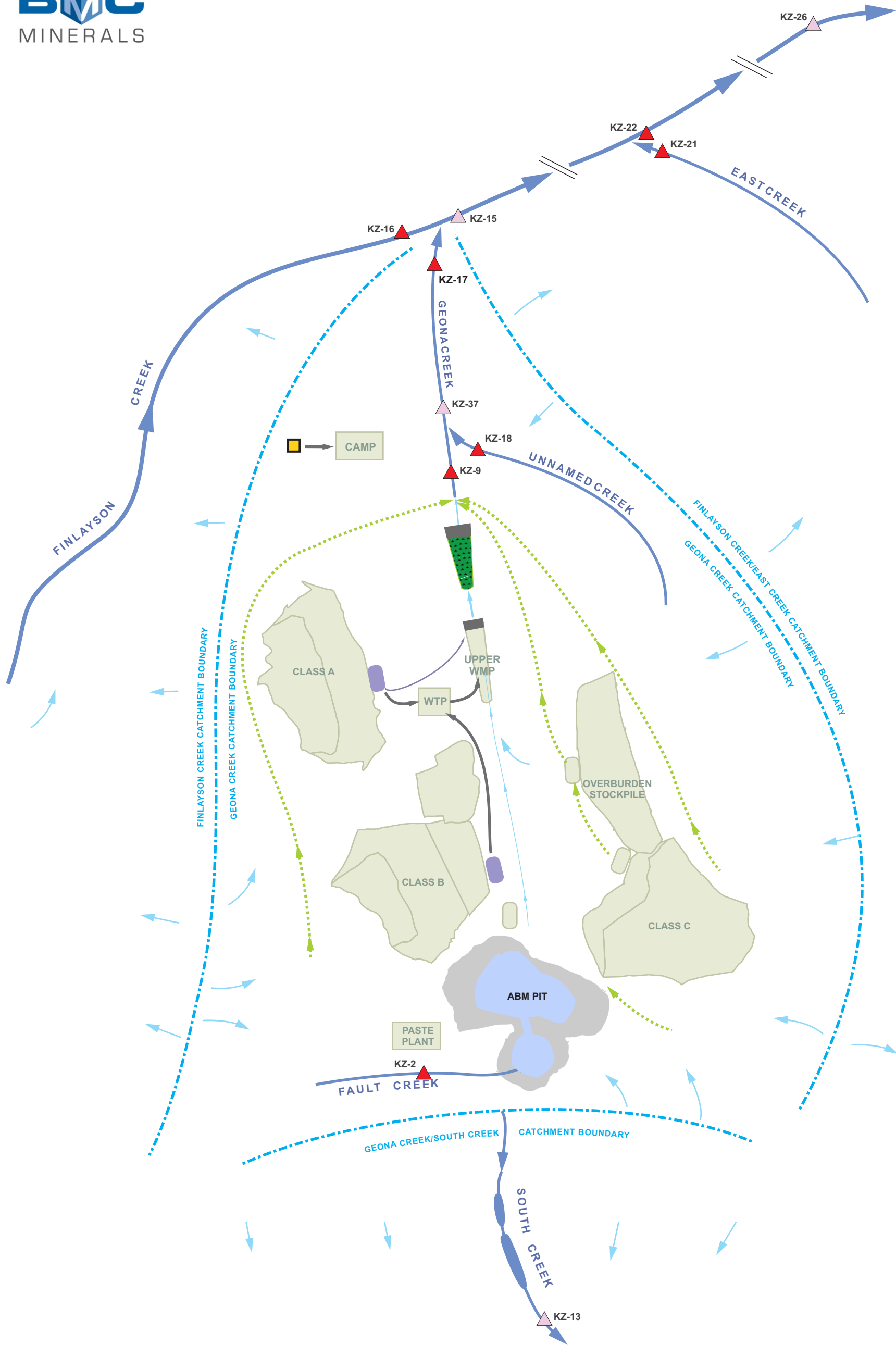
WMP - Water Management Pond
WTP - Water Treatment Plant

KUDZE KAYAH PROJECT

**FIGURE 4-3
ACTIVE CLOSURE
WATER MANAGEMENT SCHEMATIC**

DRAWN BY GIS	JANUARY 2017	VERIFIED BY KW
--------------	--------------	----------------

D:\Project\Projects\Kudze_Kayah\Presentations\Water Management\Water Quality Predictions\Water_quality_prediction_schematics_MFA_V2_20160226.doc



This drawing has been prepared for the use of Alexco Environmental Group's client and may not be used, reproduced or relied upon by third parties, except as agreed by Alexco Environmental Group and its client, as required by law or for use of governmental reviewing agencies. Alexco Environmental Group accepts no responsibility, and denies any liability whatsoever, to any party that modifies this drawing without Alexco Environmental Group's express written consent.

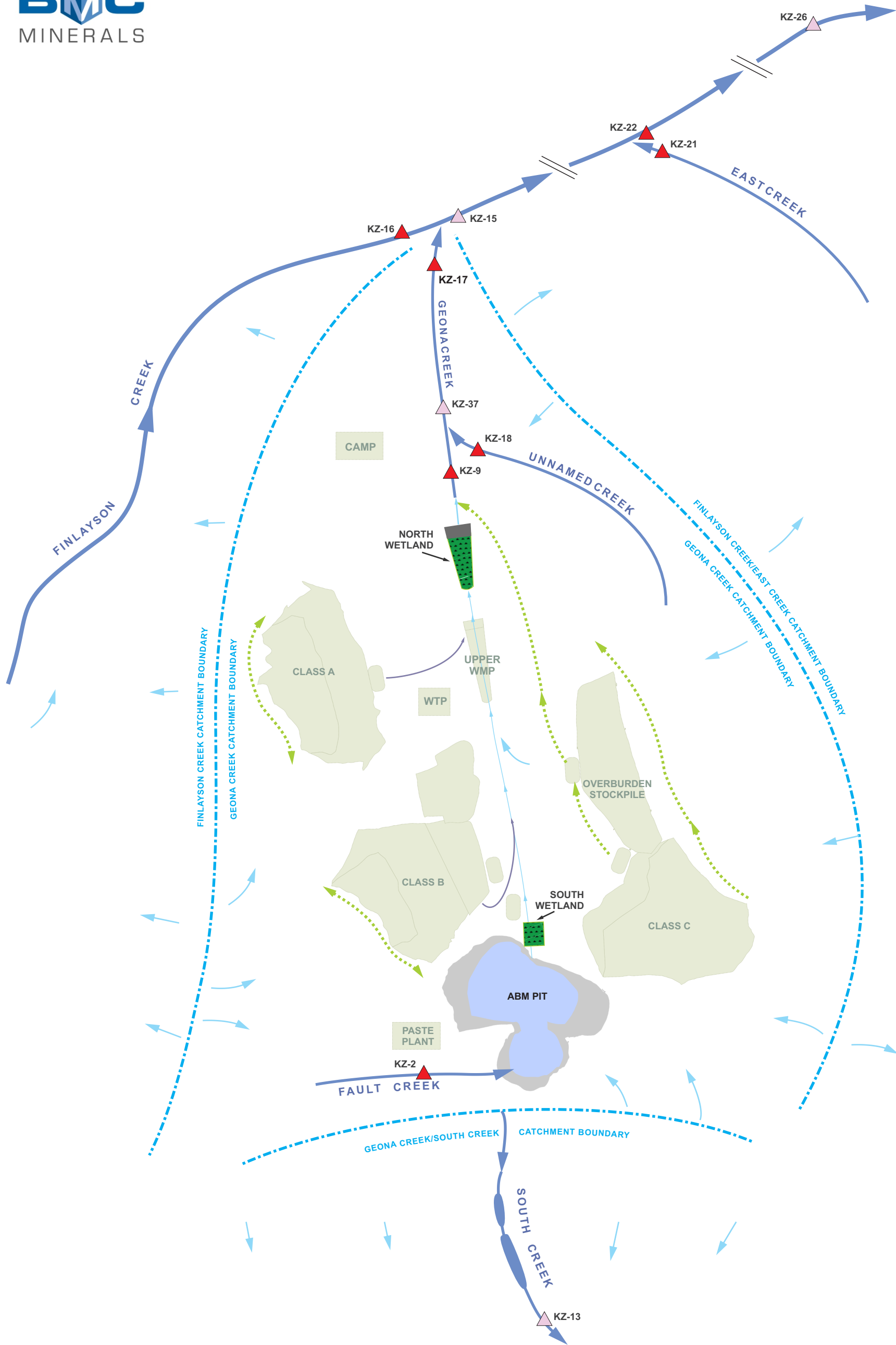
CONCEPTUAL DRAWING AND FOR ILLUSTRATION PURPOSES ONLY; FEATURES ARE NOT TO SCALE

	Reclaimed and Revegetated Mine Feature Footprint		Constructed Wetland Treatment System
	Mine Feature Footprint		Pipeline
	Storage Facility Collection Pond		Seepage
	ABM Pit Lake @ 1350 masl		Watercourse
	Surface Water Monitoring Station		Diversion Ditch
	Modelled Location		Catchment
	Groundwater Well		Surface Flow Direction

WMP - Water Management Pond
WTP - Water Treatment Plant

KUDZE KAYAH PROJECT

FIGURE 4-4
TRANSITION CLOSURE
WATER MANAGEMENT SCHEMATIC



This drawing has been prepared for the use of Alexco Environmental Group's client and may not be used, reproduced or relied upon by third parties, except as agreed by Alexco Environmental Group and its client, as required by law or for use of governmental reviewing agencies. Alexco Environmental Group accepts no responsibility, and denies any liability whatsoever, to any party that modifies this drawing without Alexco Environmental Group's express written consent.

CONCEPTUAL DRAWING AND FOR ILLUSTRATION PURPOSES ONLY; FEATURES ARE NOT TO SCALE

	Reclaimed and Revegetated Mine Feature Footprint		Constructed Wetland Treatment System
	Mine Feature Footprint		Seepage
	ABM Pit Lake @ 1380 masl		Watercourse
	Surface Water Monitoring Station		Diversion Ditch
	Modelled Location		Catchment
			Surface Flow Direction

WMP - Water Management Pond
WTP - Water Treatment Plant

KUDZE KAYAH PROJECT

**FIGURE 4-5
POST CLOSURE
WATER MANAGEMENT SCHEMATIC**

DRAWN BY GIS	JANUARY 2017	VERIFIED BY KW
--------------	--------------	----------------

D:\Project\AP\Projects\Kudze_Kayah\Presentations\Water Management\Water Quality Predictions\Water_quality_prediction_schematics_MFA_V2_20160525.cdr

4.5 MODELLING PLATFORM

The water quality model was developed deterministically with MS Excel spreadsheet software. PHREEQC geochemical speciation software developed by the United States Geological Survey (Parkhurst and Appelo, 1999) was used at key Project locations at various milestones to determine if the estimated water quality gave rise to oversaturation of any secondary minerals. If a mineral was oversaturated and was expected to precipitate under the circumneutral, oxic conditions expected during Operations, its solubility limit was used to cap the concentration of the precipitating constituent. Although only those minerals that do not have significant kinetic limitations were selected to precipitate (where oversaturated), it should be noted that full equilibrium may not be realized in the field and is an inherent uncertainty in the development of water quality models.

5. WATER MANAGEMENT POND WATER QUALITY MODEL

Storage of surface water within the Project site will be managed in the WMP consisting of the Upper and Lower Water Management Ponds (UWMP and LWMP, respectively). The two ponds will be constructed with a total storage capacity of 750,000 m³ and will receive surface runoff, pit dewatering, effluent from the water treatment plant (WTP), and drainage from storage facilities. Water is discharged from the LWMP at varying rates throughout the year to the receiving environment at two discharge points:

- 1) Geona Creek at the existing KZ-9 monitoring station; immediately upstream of the confluence with unnamed creek (KZ-18); and
- 2) Finlayson Creek immediately upstream of the existing KZ-15 monitoring station (Figure 5-1).

A site-wide water balance for the Operations phase was developed by Knight Piésold Ltd. (KP, 2016). The UWMP and LWMP were treated as a single storage body that receives all surface water loads and will be henceforth referred to as the Water Management Pond (WMP) since it will be last point of control before Site water is discharged to the receiving environment. The water balance flows were combined with loading source terms developed for the main Project components and background water quality to predict water quality in the WMP.

During the closure phases the UWMP dam will be removed and the LWMP dam will be lowered and no longer retain water. Therefore, water quality predictions were not made for the WMP after the Operations phase and the predicted impact of Project site drainage water to the receiving environment water quality is addressed in the Receiving Water Quality Model (Section 7).

5.1 WATER BALANCE MODEL RESULTS

The site-wide water balance developed by KP estimated the monthly flow volumes to the UWMP and LWMP in order to determine the Site water surplus. The monthly volumes to be released to the two receiving environment discharge points were determined by AEG to accomplish the following objectives:

- Maximize the monthly dilution ratio (the baseline water flow volume in a given month divided by the LWMP discharge volume in that month) in the receiving water body;
- Maintain an annual Site-wide water surplus of zero (inflows to the LWMP = outflows from the LWMP);
- Not exceed a maximum storage volume of 750,000 m³ during any month;
- Minimize the concentrations of potential contaminants in the receiving water body; and

- While considering the above objectives, minimize the maximum pond storage volume predicted for a certain month.

Three versions of the water balance were developed to consider three precipitation scenarios: a mean precipitation year, a 1/50 wet year and a 1/10 dry year. Water quality predictions were made for each of these precipitation scenarios. The three site water balances adapted from Knight Piésold Ltd. (KP, 2016) for these three precipitation scenarios are provided in Table 5-1, Table 5-2 and Table 5-3. The volume of water estimated to be present in the WMP on a monthly basis based on the site water balances are presented in Table 5-4.

Table 5-1: Site Water Balance for Mean Precipitation Scenario

Month	Site Surface Water Gained (m ³)									Site Surface Water Losses (m ³)				
	Surface Runoff		Underground Workings	Open Pit Dewatering		Mill Site Runoff	Class A	Class B	Total Surplus	Process Water Use (from mine sources)		LWMP Discharge		
	UWMP	LWMP	GW	GW	Surface					WTP	Open Pit	Geona Creek	Finlayson Creek	Total
January	11,000	16,000	141,000	44,000	12,000	0	1,000	7,000	231,000	5,000	15,000	24,500	100,000	144,500
February	9,000	12,000	141,000	44,000	9,000	0	1,000	6,000	222,000	5,000	15,000	17,250	70,000	107,250
March	9,000	12,000	141,000	44,000	10,000	0	1,000	6,000	222,000	5,000	15,000	13,750	52,000	85,750
April	11,000	34,000	141,000	44,000	31,000	6,000	9,000	24,000	299,000	5,000	15,000	47,000	255,000	322,000
May	119,000	270,000	141,000	44,000	231,000	35,000	168,000	165,000	1,172,000	5,000	15,000	235,000	990,500	1,245,500
June	118,000	278,000	141,000	44,000	243,000	38,000	183,000	175,000	1,219,000	5,000	15,000	270,000	949,000	1,239,000
July	68,000	146,000	141,000	44,000	129,000	18,000	78,000	86,000	710,000	5,000	15,000	158,000	730,000	908,000
August	57,000	126,000	141,000	44,000	110,000	16,000	66,000	73,000	632,000	5,000	15,000	130,000	515,000	665,000
September	64,000	132,000	141,000	44,000	112,000	14,000	63,000	73,000	642,000	5,000	15,000	133,000	500,000	653,000
October	42,000	64,000	141,000	44,000	51,000	2,000	5,000	32,000	380,000	5,000	15,000	78,000	310,000	408,000
November	23,000	31,000	141,000	44,000	23,000	0	1,000	14,000	276,000	5,000	15,000	49,000	205,000	274,000
December	15,000	21,000	141,000	44,000	15,000	0	1,000	9,000	246,000	5,000	15,000	34,000	145,000	199,000
Annual (m ³ /yr)	546,000	1,142,000	1,692,000	528,000	976,000	129,000	577,000	670,000	6,251,000	60,000	180,000	1,189,500	4,821,500	6,251,000

Table 5-2: Site Water Balance for 1/50 Wet Year Precipitation Scenario

Month	Site Surface Water Gained (m ³)										Site Surface Water Losses (m ³)				
	Surface Runoff		Underground Workings	Open Pit Dewatering			Mill Site Runoff	Class A	Class B	Total Surplus	Process Water Use (from mine sources)		Lower WMP Discharge		
	UWMP	LWMP	GW	GW	Surface	Total					WTP	Open Pit Water	Geona Creek	Finlayson Creek	Total Output
Jan	17,000	24,000	141,000	44,000	17,000	202,000	0	1,000	11,000	251,000	5,000	15,000	28,500	85,000	133,500
Feb	13,000	19,000	141,000	44,000	13,000	198,000	0	1,000	8,000	236,000	5,000	15,000	21,000	60,000	101,000
Mar	14,000	19,000	141,000	44,000	14,000	199,000	0	1,000	8,000	237,000	5,000	15,000	17,250	42,000	79,250
Apr	15,000	42,000	141,000	44,000	39,000	224,000	9,000	20,000	35,000	356,000	5,000	15,000	66,000	320,000	406,000
May	167,000	363,000	141,000	44,000	310,000	495,000	49,000	249,000	238,000	1,602,000	5,000	15,000	335,000	1,264,000	1,619,000
Jun	165,000	387,000	141,000	44,000	341,000	526,000	54,000	270,000	253,000	1,676,000	5,000	15,000	405,000	1,196,750	1,621,750
Jul	98,000	226,000	141,000	44,000	201,000	386,000	25,000	121,000	126,000	949,000	5,000	15,000	356,000	960,000	1,336,000
Aug	82,000	193,000	141,000	44,000	171,000	356,000	22,000	103,000	107,000	835,000	5,000	15,000	179,000	695,000	894,000
Sep	91,000	182,000	141,000	44,000	152,000	337,000	20,000	99,000	107,000	848,000	5,000	15,000	215,000	815,000	1,050,000
Oct	63,000	99,000	141,000	44,000	74,000	259,000	3,000	13,000	46,000	469,000	5,000	15,000	95,000	253,000	368,000
Nov	34,000	47,000	141,000	44,000	33,000	218,000	0	2,000	20,000	315,000	5,000	15,000	58,000	176,000	254,000
Dec	23,000	32,000	141,000	44,000	22,000	207,000	0	1,000	13,000	271,000	5,000	15,000	39,500	123,000	182,500
Annual (m ³ /yr)	782,000	1,633,000	1,692,000	528,000	1,387,000	3,607,000	182,000	881,000	972,000	8,045,000	60,000	180,000	1,815,250	5,989,750	8,045,000

Table 5-3: Site Water Balance for 1/10 Dry Year Precipitation Scenario

Month	Site Surface Water Gained (m ³)									Site Surface Water Losses (m ³)				
	Surface Runoff		Underground Workings	Open Pit Dewatering		Mill Site Runoff	Class A	Class B	Total Surplus	Process Water Use (from mine sources)		Lower WMP Discharge		
	UWMP	LWMP	GW	GW	Surface					WTP	Open Pit Water	Geona Creek	Finlayson Creek	Total Output
Jan	10,000	14,000	141,000	44,000	10,000	0	1,000	6,000	226,000	5,000	15,000	17,500	75,000	112,500
Feb	8,000	11,000	141,000	44,000	7,000	0	1,000	5,000	217,000	5,000	15,000	12,750	53,000	85,750
Mar	7,000	10,000	141,000	44,000	8,000	0	1,000	5,000	216,000	5,000	15,000	10,250	39,000	69,250
Apr	8,000	27,000	141,000	44,000	27,000	5,000	7,000	19,000	278,000	5,000	15,000	37,000	235,000	292,000
May	93,000	222,000	141,000	44,000	195,000	28,000	130,000	130,000	983,000	5,000	15,000	189,000	1,045,000	1,254,000
Jun	91,000	223,000	141,000	44,000	201,000	31,000	142,000	138,000	1,011,000	5,000	15,000	212,500	1,000,000	1,232,500
Jul	53,000	112,000	141,000	44,000	100,000	14,000	58,000	67,000	589,000	5,000	15,000	108,000	490,000	618,000
Aug	45,000	96,000	141,000	44,000	85,000	13,000	48,000	56,000	528,000	5,000	15,000	97,000	450,000	567,000
Sep	51,000	94,000	141,000	44,000	77,000	11,000	46,000	56,000	520,000	5,000	15,000	97,000	400,000	517,000
Oct	35,000	53,000	141,000	44,000	40,000	2,000	4,000	26,000	345,000	5,000	15,000	57,000	225,000	302,000
Nov	19,000	27,000	141,000	44,000	19,000	0	1,000	11,000	262,000	5,000	15,000	35,500	155,000	210,500
Dec	13,000	18,000	141,000	44,000	12,000	0	1,000	7,000	236,000	5,000	15,000	24,500	106,000	150,500
Annual (m ³ /yr)	433,000	907,000	1,692,000	528,000	781,000	104,000	440,000	526,000	5,411,000	60,000	180,000	898,000	4,273,000	5,411,000

Table 5-4: Estimated Water Volume Present in the WMP on a Monthly Basis (m³)

	Mean	1/50 Wet Year	1/10 Dry Year
January	137,500	396,000	296,500
February	252,250	534,000	427,750
March	389,500	695,750	574,500
April	367,500	634,750	560,500
May	286,000	565,750	289,500
June	267,000	599,000	68,000
July	69,000	245,000	39,000
August	37,000	214,000	0 ^a
September	27,000	0 ^a	3,000
October	0 ^a	114,000	46,000
November	3,000	181,000	97,500
December	50,000	274,500	183,000

^a In practice, WMP would not be pumped to a volume of zero and for water quality modelling an arbitrary volume was used.

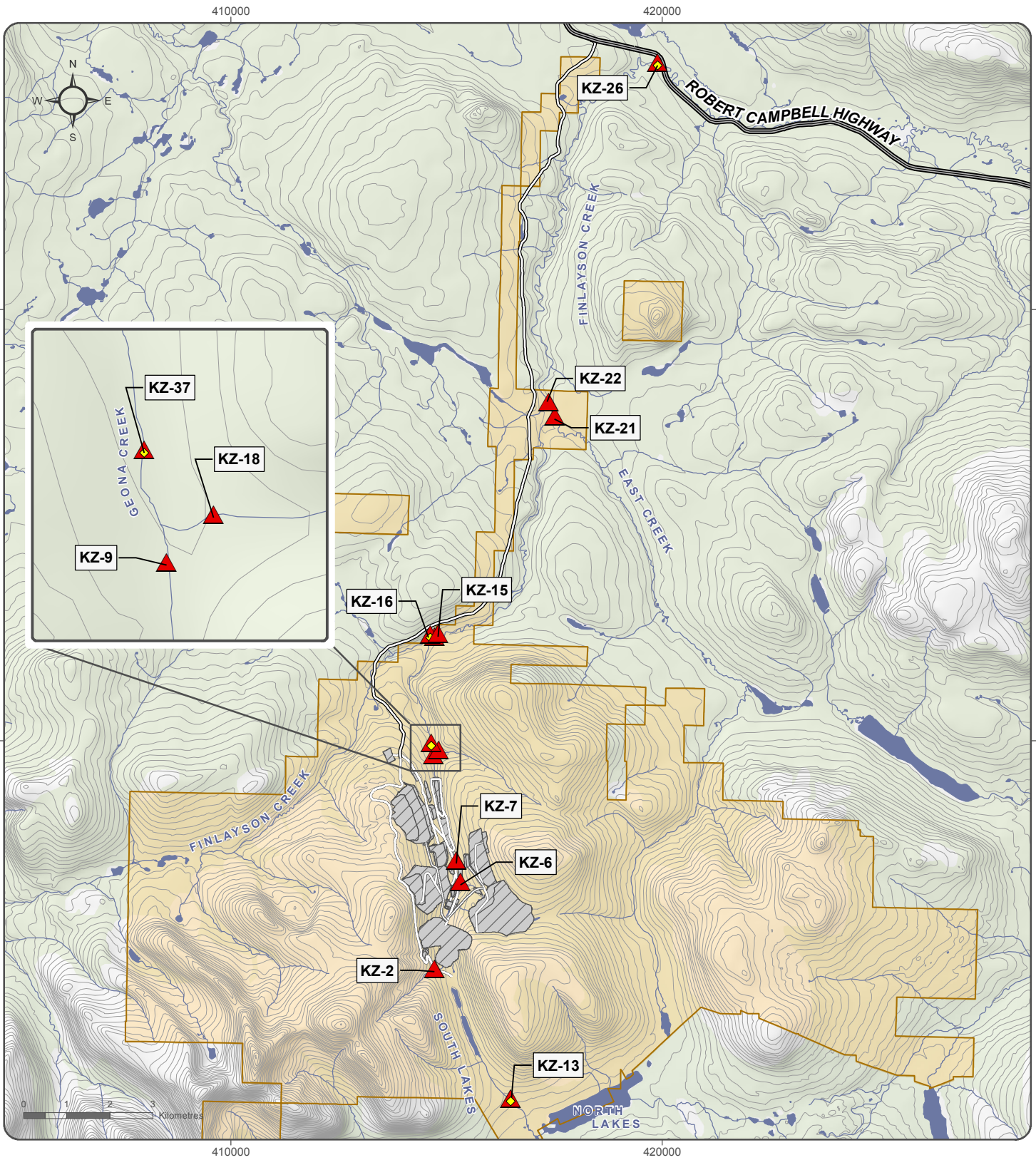
5.2 WATER MANAGEMENT POND WATER QUALITY MODEL

The following section outlines the modelling inputs and outputs used in predicting the movement of mass loads from the various Project components to the WMP.

5.2.1 MASS LOAD INFLOWS

5.2.1.1 *Surface Runoff*

Runoff from precipitation that falls within the site but not within the catchment of one of the main site components will report to the WMPs via surface flow or capture in ditches diverting water from site facilities. The runoff was assumed to have water quality similar to that which has been observed at the monitoring stations in the vicinity of the KZK site footprint (monitoring locations KZ-2, KZ-6 and KZ-7; Figure 5-1). The load contribution to the WMPs from surface runoff was calculated by multiplying the runoff volume for a specific month (as presented in Table 5-1, Table 5-2, and Table 5-3 as “Surface Runoff”) by the average water quality of KZ-2, KZ-6 and KZ-7 for that month. The average water quality at KZ-2, KZ-6 and KZ-7 by month is provided in Table 5-5.



- Current Surface Water Quality Monitoring Station
- Surface Water Quality Monitoring Station with Prediction
- Location of Proposed Mine Infrastructure

- BMC Minerals (No.1) Ltd. Mineral Claim Areas
- Contours (20 m interval)
- Tote Road/Proposed Access Road
- Proposed Mine Road

KUDZE KAYAH PROJECT

FIGURE 5-1

SURFACE WATER QUALITY MONITORING LOCATIONS

DECEMBER 2016

National topographic Data Base (NTDB) compiled by Natural Resources Canada at a scale of 1:50,000. Reproduced under license from Her Majesty the Queen, as represented by the Minister of Natural Resources Canada. All rights reserved. Datum: NAD 83; Projection: UTM Zone 9N



This drawing has been prepared for the use of Alexco Environmental Group Inc.'s client and may not be used, reproduced or relied upon by third parties, except as agreed by Alexco Environmental Group Inc. and its client, as required by law or for use of governmental reviewing agencies. Alexco Environmental Group Inc. accepts no responsibility, and denies any liability whatsoever, to any party that modifies this drawing without Alexco Environmental Group Inc.'s express written consent.



D:\Project\AIP\Projects\Kudze_Kayah\Maps\01_SurfaceQuality\01-SurfaceSpecific\SWQ_MineSite_20161222.mxd
(Last edited by: amatashenska; 23/12/2016/11:10 AM)

Table 5-5: Background Surface Runoff Average of Monthly Median Total Concentrations of Select Parameters at KZ-2, KZ-6 And KZ-7

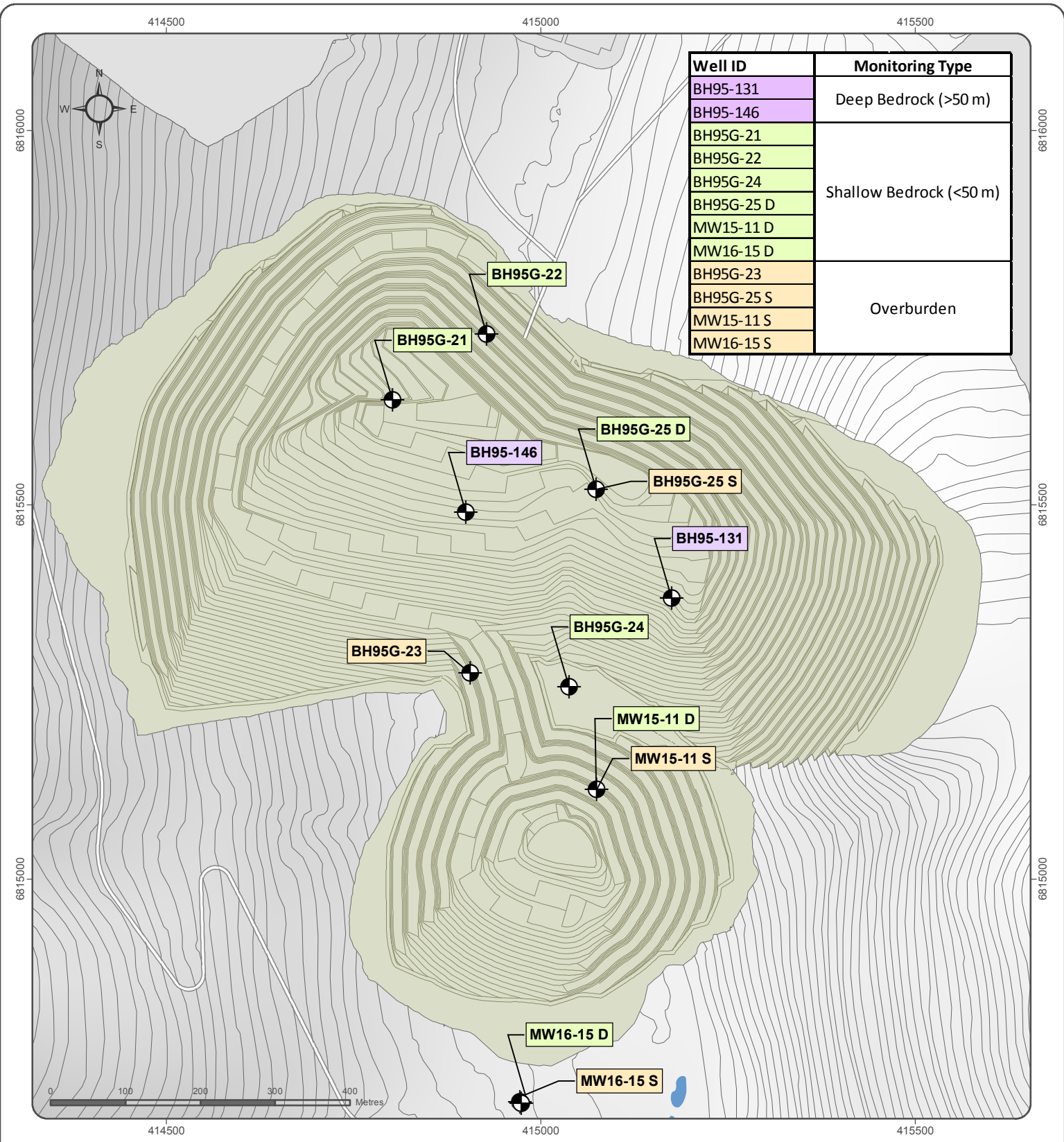
	Hardness	Sulphate	Nitrate-N	Nitrite-N	Ammonia-N	P	F	Cl	Cyanide, total	Cyanide, Weak Acid Dissociable	Al	Sb	As	Cd	Cu	Fe	Pb	Mn	Ni	Ag	Se	U	Zn	Dissolved Organic Carbon	Alkalinity (total as CaCO ₃)	Ca	Mg	
	mg/L	mg/L	mg/L	mg/L	mg/L	mg/L	mg/L	mg/L	mg/L	mg/L	mg/L	mg/L	mg/L	mg/L	mg/L	mg/L	mg/L	mg/L	mg/L	mg/L	mg/L	mg/L	mg/L	mg/L	mg/L	mg/L	mg/L	mg/L
January	182	37	0.14	0.0010	0.032	0.0023	0.069	0.53	0.00053	0.00061	0.013	0.000030	0.00041	0.00018	0.00039	0.71	0.00017	0.10	0.00044	0.0000025	0.0012	0.0019	0.052	1.46	153	61	7.74	
February	161	34	0.12	0.0009	0.016	0.0027	0.061	0.56	0.00023	0.00023	0.017	0.000033	0.00057	0.00019	0.00048	0.78	0.00032	0.12	0.00050	0.0000023	0.0009	0.0016	0.057	0.23	120	49	6.955	
March	162	32	0.12	0.0009	0.008	0.0026	0.056	0.26	0.00023	0.00023	0.017	0.000037	0.00035	0.00015	0.00032	0.57	0.00014	0.08	0.00044	0.0000023	0.0009	0.0017	0.043	0.29	121	51	7.24	
April	174	30	0.10	0.0025	0.011	0.0020	0.066	0.49	0.00047	0.00026	0.017	0.000040	0.00027	0.00009	0.00036	0.46	0.00015	0.07	0.00054	0.0000026	0.0010	0.0016	0.031	2.29	145	56	6.95	
May	113	19	0.05	0.0015	0.007	0.0078	0.055	1.08	0.00062	0.00056	0.057	0.000064	0.00059	0.00017	0.00137	0.48	0.00061	0.04	0.00066	0.0000025	0.0007	0.0008	0.034	4.75	92	38	4.79	
June	103	24	0.02	0.0013	0.003	0.0016	0.039	0.53	0.00067	0.00057	0.022	0.000047	0.00021	0.00008	0.00075	0.22	0.00030	0.02	0.00044	0.0000030	0.0004	0.0006	0.020	1.68	82	37	4.52	
July	123	30	0.02	0.0010	0.014	0.0039	0.051	0.39	0.00034	0.00042	0.022	0.000075	0.00031	0.00017	0.00094	0.23	0.00013	0.03	0.00039	0.0000070	0.0006	0.0009	0.027	2.01	93	42	5.37	
August	131	28	0.03	0.0021	0.006	0.0059	0.049	0.62	0.00048	0.00048	0.018	0.000128	0.00024	0.00014	0.00077	0.16	0.00017	0.02	0.00080	0.0000048	0.0004	0.0009	0.021	2.42	114	46	5.2	
September	151	35	0.09	0.0011	0.008	0.0028	0.068	0.71	0.00041	0.00044	0.017	0.000037	0.00025	0.00027	0.00081	0.23	0.00023	0.03	0.00045	0.0000027	0.0011	0.0015	0.045	2.07	109	49	5.5	
October	156	33	0.10	0.0010	0.009	0.0045	0.078	0.47	0.00042	0.00044	0.011	0.000032	0.00021	0.00015	0.00056	0.16	0.00013	0.02	0.00032	0.0000025	0.0012	0.0017	0.024	1.96	99	48	4.89	
November	149	36	0.09	0.0018	0.011	0.0026	0.064	0.66	0.00023	0.00023	0.017	0.000049	0.00040	0.00026	0.00049	0.63	0.00017	0.13	0.00046	0.0000023	0.0010	0.0014	0.056	0.87	96	46	5.94	
December	127	30	0.10	0.0024	0.009	0.0014	0.039	0.20	0.00020	0.00020	0.018	0.000041	0.00026	0.00021	0.00039	0.41	0.00018	0.05	0.00044	0.0000022	0.0010	0.0016	0.052	1.10	141	57	6.42	

5.2.1.2 ABM Open Pit Dewatering – Groundwater

In order for the ABM open pit to be excavated, the surrounding overburden will be dewatered throughout the Operations phase. The groundwater extracted from the subsurface to achieve the necessary drawdown will be conveyed and contribute load to the WMPs. Water quality data from groundwater monitoring wells in the vicinity of the ABM open pit were used to calculate the load contributed from dewatering. The average of water quality data from deep bedrock (>50 m depth) wells was used to approximate the water quality extracted from the underground workings and the average of shallow bedrock (<50 m depth) and overburden wells was used to approximate the water quality from groundwater and surface pit dewatering (Table 5-6; Figure 5-2). The load contributed to the WMP was calculated by multiplying the volume of groundwater extracted by the average groundwater quality.

Table 5-6: Groundwater Wells and Average Groundwater Quality Data for use in the WMP Model

	Deep Groundwater	Shallow and Overburden
Wells used to calculate average concentrations:	BH95-131, BH95-146	BH95-21, BH95-22, BH95-23, BH95-24, BH95-25S/D, MW16-15S/D, MW15-11S/D
	Average Dissolved Concentration (mg/L)	
Parameter	Deep Groundwater	Shallow and Overburden
Hardness	637	264
Sulphate	233	89
Nitrate-N	0.0015	0.0030
Nitrite-N	0.0010	0.0010
Ammonia-N	0.041	0.13
Fluoride	0.093	0.11
Dissolved Organic Carbon	1.0	2.3
Aluminum	0.000705	0.0022
Antimony	0.000688	0.000097
Arsenic	0.0018	0.0010
Cadmium	0.0000086	0.0000089
Copper	0.00014	0.00013
Iron	0.0034	0.0051
Lead	0.00026	0.000013
Manganese	0.14	0.26
Nickel	0.00012	0.00075
Silver	0.0000095	0.0000025
Selenium	0.000020	0.000020
Uranium	0.013	0.0045
Zinc	0.0027	0.0031



Well ID	Monitoring Type
BH95-131	Deep Bedrock (>50 m)
BH95-146	
BH95G-21	Shallow Bedrock (<50 m)
BH95G-22	
BH95G-24	
BH95G-25 D	
MW15-11 D	
MW16-15 D	Overburden
BH95G-23	
BH95G-25 S	
MW15-11 S	
MW16-15 S	

- Groundwater Monitoring Locations
- ABM Open Pit
- Location of Proposed Mine Infrastructure
- ABM Open Pit Contour
- Project Site Road
- Contour (5 m Interval)

KUDZ ZE KAYAH PROJECT

FIGURE 5-2

GROUNDWATER MONITORING WELLS IN ABM PIT VICINITY

DECEMBER 2016

National topographic Data Base (NTDB) compiled by Natural Resources Canada at a scale of 1:50,000. Reproduced under license from Her Majesty the Queen, as represented by the Minister of Natural Resources Canada. All rights reserved. Datum: NAD 83; Projection: UTM Zone 9N

This drawing has been prepared for the use of Alexco Environmental Group Inc.'s client and may not be used, reproduced or relied upon by third parties, except as agreed by Alexco Environmental Group Inc. and its client, as required by law or for use of governmental reviewing agencies. Alexco Environmental Group Inc. accepts no responsibility, and denies any liability whatsoever, to any party that modifies this drawing without Alexco Environmental Group Inc.'s express written consent.



5.2.1.3 ABM Open Pit Dewatering - Pit Wall Runoff

Excavation of the ABM open pit will expose bedrock units (geodomains) that will undergo weathering. Weathered products will then be flushed from the pit wall surfaces and fractures into the ABM open pit and be transported to the WMPs as the ABM open pit is continually dewatered. The load contribution from the pit wall was calculated based on the surface area of exposed pit wall and the source terms presented in the ARD/ML report (AEG, 2017a). The source term for massive pyrite component of the pit wall was extracted from the kinetic data published by Cominco (1996). The final open pit wall surface area of 1,140,700 m² will incrementally be exposed as the ABM open pit is developed and the approximate timeline of development is shown in Table 5-7.

Table 5-7: Approximate ABM Open Pit Bench Development

Pit Bench Elevations (masl)	Approximate Time of Development (Year)
1,570 – 1,530	-1
1,530 – 1,510	1
1,500 – 1,490	2
1,480 – 1,460	3
1,450 – 1,440	4
1,430 – 1,420	5
1,410 – 1,400	6
1,390 – 1,370	7
1,360 – 1,340	8
1,330 – 1,290	9
1,280 – 1,210	10

The loading from the ABM open pit wall is dependent on the geological material exposed at each bench level as characterized by geodomain. The approximate surface area at each bench level was broken down by geodomain and presented in Table 5-8.

Source terms based on kinetic tests data (in mg/kg/wk) from the ARD/ML characterization report (AEG, 2017a) were selected to represent each geodomain exposed on the pit wall and adapted to provide per-planar area loading rates (in mg/m²/month). The limited massive sulphide stockwork exposure on the pit wall was modelled using humidity cell data (II-22) from Cominco (1996). A conservative approach was adopted in developing pit wall runoff source terms where the 75th percentile of each kinetic test was used on the assumption that a relatively high loading rate will be produced from pit wall rock freshly exposed to atmospheric oxygen. The kinetic test results used to develop the pit wall loading rates during Operations are provided in Table 5-9.

Table 5-8: Approximate ABM Open Pit Wall Surface Area by Geodomain

ABM Open Pit Bench Level (masl)	Surface Area (m ²)												Total
	AK RHYc	AK RHYv	CA CL MAF	CARB MDS/RHY	Massive Sulphide	MDS	MU PY RHY	Overburden	PY AK RHYc	PY AK RHYv	PY CL RHY	RHYi	
1,570	-	-	-	-	-	-	-	-	-	-	-	-	-
1,560	-	-	-	-	-	-	-	-	-	-	-	-	-
1,550	-	-	-	-	-	-	-	11,643	-	-	-	-	11,643
1,540	-	-	-	-	-	411	-	7,393	-	-	-	-	7,804
1,530	-	-	-	-	-	3,460	-	5,119	-	-	-	-	8,578
1,520	-	-	-	-	-	5,340	-	3,412	-	-	-	-	8,752
1,510	-	-	-	-	-	6,651	-	3,934	-	63	-	-	10,648
1,500	-	-	-	-	-	7,615	-	5,498	-	2,022	-	-	15,134
1,490	-	-	-	-	-	8,215	-	5,134	-	4,376	-	-	17,725
1,480	-	-	-	-	-	8,341	-	8,152	-	6,256	-	-	22,749
1,470	-	-	-	32	-	7,741	-	5,687	553	9,731	-	-	23,744
1,460	-	490	363	316	-	8,815	869	3,902	3,223	6,066	253	-	24,298
1,450	-	3,318	885	237	-	8,010	679	3,776	1,675	1,533	300	-	20,412
1,440	-	4,471	1,122	679	-	9,779	1,074	3,602	1,754	3,618	427	-	26,526
1,430	-	3,902	1,438	758	-	8,736	1,169	4,329	1,359	2,907	521	-	25,119
1,420	-	6,967	2,085	1,706	-	9,226	1,390	6,351	1,896	3,412	632	-	33,665
1,410	-	7,978	2,512	916	-	7,188	1,074	5,735	-	4,392	585	-	30,380
1,400	-	12,796	3,570	806	16	6,983	1,137	10,901	-	7,709	774	-	44,693
1,390	-	10,443	4,724	363	79	4,455	916	15,213	-	11,627	743	932	49,496
1,380	-	18,310	5,687	774	142	2,370	1,027	15,340	-	15,056	679	4,518	63,903
1,370	-	17,890	7,096	271	159	1,611	1,324	12,613	-	16,981	686	4,417	63,047
1,360	-	22,690	10,269	558	112	1,419	2,169	1,020	16	24,109	606	7,175	70,142
1,350	-	14,542	11,735	255	16	1,148	1,642	-	399	20,346	207	4,927	55,218
1,340	32	16,200	12,469	64	159	861	2,503	-	2,535	26,724	446	5,246	67,240
1,330	144	8,658	15,626	48	96	526	2,647	-	3,731	19,469	1,037	3,620	55,601
1,320	255	8,977	13,202	319	16	191	4,162	-	4,560	22,387	1,052	4,991	60,113
1,310	-	4,481	13,713	463	255	-	8,419	-	2,838	12,373	367	3,476	46,384
1,300	-	1,786	10,683	1,594	829	-	8,180	-	3,396	16,328	367	5,182	48,345
1,290	-	-	11,305	1,834	797	-	7,670	-	2,982	8,594	670	4,656	38,508
1,280	-	-	11,959	941	1,084	-	7,654	-	4,831	10,205	2,615	3,285	42,573
1,270	-	-	11,369	1,531	1,913	-	5,613	-	2,631	4,273	4,927	1,786	34,043
1,260	-	-	8,881	4,114	2,854	-	4,879	-	1,977	2,679	8,148	1,435	34,968
1,250	-	-	8,228	4,066	2,089	-	3,301	-	-	733	8,993	-	27,410
1,240	-	-	6,633	2,169	1,611	-	3,412	-	-	128	10,635	-	24,587
1,230	-	-	6,697	-	909	-	3,412	-	-	-	4,321	-	15,339
1,220	-	-	7,861	-	861	-	1,866	-	-	-	271	-	10,859
1,210	-	-	1,020	-	32	-	-	-	-	-	-	-	1,052
Total	431	163,898	191,132	24,814	14,031	119,091	78,188	138,754	40,356	264,097	50,263	55,646	1,140,699

Table 5-9: 75th Percentile Loading Rates (mg/kg/wk) of Select Kinetic Tests

Kinetic Test ID	Hardnes s (CaCO ₃)	Sulphat e	Nitrat e-N	Nitrite -N	Total Ammonia -N	P	F	Cl	Al	Sb	As	Cd	Cu	Fe	Pb	Mn	Ni	Ag	Se	U	Zn	Alkalinit y	Ca	Mg
C-1	3.79	1.9	0.0039	0.0036	0.0027	0.00037	0.0037	0.12	0.0019	0.000049	0.000017	0.0000006	0.000036	0.000073	0.0000018	0.0018	0.000007	0.00000037	0.000032	0.0013	0.000037	2.1	0.97	0.36
C-3	3.15	1.7	0.0041	0.0036	0.0032	0.00037	0.0039	0.20	0.0017	0.0016	0.000042	0.0000088	0.000065	0.000073	0.00010	0.0033	0.000018	0.00000037	0.00025	0.0043	0.00053	1.6	0.91	0.21
C-4	5.06	4.1	0.0038	0.0037	0.0074	0.00037	0.0027	0.20	0.0009	0.0019	0.000034	0.000014	0.000048	0.000073	0.000019	0.0067	0.00021	0.00000037	0.00091	0.00049	0.0012	1.2	1.3	0.43
C-5	6.73	5.4	0.0036	0.0036	0.0032	0.00037	0.0029	0.20	0.0010	0.00018	0.0000091	0.0000029	0.000057	0.000073	0.0000067	0.0050	0.000019	0.00000037	0.00019	0.00047	0.00029	1.7	1.8	0.56
C-7	4.53	4.6	0.0037	0.0037	0.0055	0.00037	0.0029	0.10	0.0003	0.0025	0.00034	0.00066	0.00074	0.0011	0.0025	0.038	0.0013	0.00000037	0.0011	0.00012	0.047	0.33	1.2	0.37
C-8	2.89	2.2	0.0041	0.0035	0.0021	0.00037	0.0048	0.10	0.0013	0.00039	0.0019	0.0000060	0.000060	0.000073	0.000057	0.0038	0.000032	0.00000037	0.000054	0.0020	0.00041	1.2	0.75	0.23
C-9	10.7	10	0.0036	0.0013	0.0019	0.00036	0.0071	0.43	0.0005	0.000067	0.00014	0.0000019	0.000060	0.00018	0.000010	0.00088	0.00031	0.00000036	0.00022	0.00098	0.00016	2.0	2.8	0.91
HC-2	18.6	17	0.049	0.049	0.048	0.0049	0.0188	0.23	0.0039	0.0013	0.000067	0.000060	0.00054	0.00098	0.00014	0.022	0.000079	0.0000049	0.00081	0.00033	0.015	4.2	4.1	2.2
FB-4	0.44	0.1					0.00062		0.0002	0.00027	0.00033	0.00000024	0.000005	0.0000087	0.00000040	0.000051	0.000016	0.000000043	0.000011	0.000084	0.000011	0.40	0.12	0.037
HCI-22 ^a	16.1	44	N/A	N/A	N/A	0.037	N/A	N/A	0.049	N/A	N/A	0.010	0.033	8.8	N/A	4.9	0.014	N/A	0.0070	N/A	0.15	N/A	4.0	7.8

^a Cominco (1996) humidity cell test with massive pyrite; relatively poor detection limits for some analytes measured in the Cominco HCI-22 humidity cell leachate prevented the calculation of loading rates for some parameters

A summary of the adjustment factors used to adapt the loading rates from mass-based kinetic tests to planar area loading rates for the pit wall is provided in Table 5-10 and are described below. The adjusted loading rates for each geodomain used in the model are provided in Table 5-11.

Table 5-10: Summary of Adjustment Factors to Convert mg/kg/wk Loading Rates to mg/m²/month

	Adjustment Factors		
	Trickle Leach Column	Humidity Cell	Field Barrel
Grain Size Factor	0.3	0.1	1
Flushing Factor	0.5		
Pit Slope (45°)	1.41		
Reactive Thickness (m)	1		
Average Density (tonnes/m ³)	2.66		
Weeks/Month	4.34		
Bulk Factor	2,387	796	7,955

Grain Size Factor

The rationale behind the grain size factor is discussed in detail in the ML/ARD report (AEG, 2017a). Broadly, weathering of rock is influenced by its particle size with the smaller particle fraction contributing relatively more load than the larger particle size fraction. The source terms used in this model were developed using results from three different kinetic experiments: trickle leach columns, humidity cells, and field barrels. The trickle leach column and humidity cell tests use material with particle sizes that are not representative of the more competent pit wall rock, which has a lower proportion of particles that contribute more readily to loading. Thus, trickle leach and humidity cell test results would tend to overestimate loading from rock material and their data have been scaled by factors of 0.3 and 0.1, respectively, to address this. The field barrel tests are conducted with much larger grained material and, although generally less competent than pit wall material, a factor of 1 (i.e., no reduction) was used to scale field barrel test results.

Flushing Water Factor

Kinetic tests receive much higher volumes of flushing water on a water to solids basis than pit wall rock receives meteoric flushing water. Thus, weathered loads are more thoroughly flushed from the kinetic test material than would be from pit wall material that was contacted by meteoric water in the form of precipitation and surface runoff. It is assumed that 50% of the total weathered load is flushed by runoff/precipitation. The remaining 50% was assumed to accumulate and be released as a load when the pit wall surface is submerged during closure (see Section 6.3.1.5). Pit wall surfaces below 1,380 masl contribute a monthly runoff load until submerged. As a conservative measure, it was assumed that the pit wall surface contributes a runoff load for one year after submergence to account for the potential of

seasonally fluctuating pit lake elevations and the continuation of weathering by oxygenated water near the ABM Lake surface. One year after an elevation has been submerged, the load contribution from that level to ABM Lake ceases.

It is assumed that runoff loads will only occur during the months of April through October as the pit walls will be frozen throughout the winter months and significant flushing of weathered loads is not anticipated.

Mass of ABM Open Pit Wall Rock

The volume of pit wall rock that will undergo weathering and contribute to mass loading to the ABM Lake is broadly defined as the planar surface area of the pit wall and the depth to which fractures extend into the pit wall. Blasting can widen pre-existing fractures, loosen material from the competent pit wall, and create new fractures, thereby increasing the exposure of wall rock to atmospheric oxygen and the flushing of weathered products by meteoric water and groundwater. It was assumed that blast-induced fractures extend 1 m into the pit wall. The volume of rock in a planar unit area of pit wall was increased by a factor of 1.41 to account for an average pit wall slope of 45 degrees. The mass rock in a planar unit area of pit wall is determined by multiplying the volume of rock by the rock density. The bulk density of ABM open pit rock of 2.66 tonnes/m³ was used to calculate the mass of a planar area of intact pit wall rock.

Geodomain Representation

Loading rates from the kinetic tests were combined to best represent the loading rates that could be expected from material of a particular geodomain. The material in certain kinetic tests spanned multiple geodomains and so composites of results were assigned to certain geodomains. More details regarding the geodomain composition of the kinetic tests can be found in the ARD/ML report (AEG, 2017a). The kinetic tests used to calculate geodomain-specific loading rates are shown in Table 5-11.

Table 5-11: Adjusted Geodomain-specific Loading Rates for Pit Wall Planar Area (mg/m²/month)

Geodomain	Kinetic Test Used	Hardness (CaCO ₃)	Sulphate	Nitrate-N	Nitrite-N	Total Ammonia-N	P	F	Cl	Al	Sb	As	Cd	Cu	Fe	Pb	Mn	Ni	Ag	Se	U	Zn	Alkalinity	Ca	Mg
AK RHYv/AK RHYc	C-1 (75%), C-5 (25%)	110,446	67,860	93	89	69	8.9	85	3,455	41.3	2.0	0.36	0.029	1.0	1.78	0.075	63.1	0.24	0.0089	1.8	26.0	2.46	49,112	28,867	9,913
MU PY RHY	C-3 (75%), C-7 (25%)	85,298	58,393	98	89	93	8.9	89	4,273	33.0	44.2	2.84	4.17	5.7	7.91	17.3	293.6	8.49	0.0089	11.1	79.1	298	31,031	24,285	6,083
CARB MDS/RHY	C-4 (75%), C-7 (25%)	40,119	34,261	31	30	56	3.0	23	1,424	5.8	16.5	0.90	1.42	1.8	2.64	5.26	119.2	3.97	0.0030	7.7	3.2	103	7,695	10,405	3,374
PY AK RHYv/PY AK RHYc	C-5 (90%), C-7 (10%)	158,899	129,227	89	89	83	8.9	71	4,639	22.3	10.1	1.03	1.67	3.1	4.24	6.32	203.4	3.68	0.0089	6.8	10.7	122	37,589	43,317	13,181
PY CL RHY	C-7	110,490	111,686	90	90	133	8.9	70	2,442	6.9	61.2	8.27	16.0	18.1	26.29	61.7	936.3	32.60	0.0089	25.9	2.9	1155	8,016	30,408	9,052
MDS	C-9	262,413	243,170	87	32	47	8.8	174	10,499	12.3	1.6	3.32	0.047	1.5	4.29	0.249	21.5	7.68	0.0087	5.4	23.9	3.94	48,109	68,752	22,130
CA CL MAF	FB-4	35,924	8,725	0	0	0	0.0	50	0	17.5	21.7	27.04	0.020	0.4	0.70	0.033	4.1	1.29	0.0035	0.9	6.8	0.86	32,430	9,374	3,026
Massive Pyrite	HC II-22 ^a	130,926	354,852	N/A	N/A	N/A	297	N/A	N/A	396	N/A	N/A	80.7	272	71458	N/A	39798	117	N/A	56.7	N/A	1213	N/A	32,392	63,401

^a Cominco (1996) humidity cell test with massive pyrite; relatively poor detection limits for some analytes measured in the Cominco HCII-22 humidity cell leachate prevented the calculation of loading rates for some parameters

5.2.1.4 Process Plant Facility Site Runoff

The Process Plant Facility includes a ROM and LGO stockpile where Class A rock will be stored before being milled. The runoff from this area was provided by KP in the site water balance (KP, 2016). Runoff from the Process Plant Facility will either be collected for use in the milling of ore or be directed to the WTP for treatment. Based on shake flask extraction (SFE) analysis results of ore samples presented in the ARD/ML report (AEG, 2017a) it is anticipated that water in contact with ROM and LGO stockpile material will have relatively high concentrations of constituents of potential interest (COPIs) (e.g., antimony, cadmium, lead, selenium and zinc) and will require treatment prior to release to the LWMP. The water quality of the Process Plant Facility site runoff was assumed to have the median concentrations of the SFE analyses of ore samples multiplied by a scaling factor of 0.5 as only a fraction of the ROM and LGO material would be flushed by runoff. The water quality of the Process Plant Facility site runoff is presented in Table 5-12. Given the elevated COPI concentrations in the runoff water from the Process Plant Facility site, such drainage will be conveyed to the water treatment plant (WTP) for treatment before being discharged to the WMP. The water quality of the WTP effluent is discussed in Section 5.2.1.7.

Table 5-12: Estimated Process Plant Facility Site Runoff Water Quality

Dissolved Constituent	Concentration (mg/L)	Dissolved Constituent	Concentration (mg/L)
Hardness (from total)	16	Manganese	0.069
Sulphate	7.3	Nickel	0.00048
Aluminum	0.0013	Lead	0.098
Arsenic	0.0002	Antimony	0.005
Cadmium	0.000095	Selenium	0.01
Copper	0.0002	Uranium	0.0000020
Iron	0.001	Zinc	0.3

5.2.1.5 Class A Storage Facility Runoff

The Class A Storage Facility will manage and store filtered tailings and Class A waste rock. At the end of Operations, the Class A Storage Facility will store approximately 11.6 Mt of Class A waste rock and 15.1 Mt of tailings. Based on kinetic testing results presented in the ARD/ML report (AEG, 2017a) it is anticipated that water in contact with Class A waste rock and tailings will have elevated COPIs (e.g., cadmium, copper, lead, selenium, and zinc) and will require treatment prior to release to the LWMP. The model estimated median concentrations of constituents of interest in the Class A Storage Facility drainage are presented in Table 5-13 for the mean precipitation and 1/10 dry year scenarios; the 1/50 wet year has not been presented, however, the associated higher dilution for this scenario would result in lower concentrations than those listed in Table 5-13. Given the elevated COPI concentrations in the seepage water from the

Class A Storage Facility, such drainage will be conveyed to the water treatment plant (WTP) for treatment before being discharged to the WMP. The water quality of the WTP effluent is discussed in Section 5.2.1.7.

Table 5-13: Estimated Median Class A Storage Facility Drainage Chemistry (mg/L)

Dissolved Constituent	Year 10		Year 15	
	Mean Precipitation	1/10 Dry Year	Mean Precipitation	1/10 Dry Year
Sulphate	2,150 ^a	2,263 ^a	1,968 ^a	2,012 ^a
Fluoride	0.78	0.89	0.55	0.62
Aluminum	0.0051	0.0058	0.011	0.012
Arsenic	0.0048	0.0055	0.0038	0.0043
Cadmium	0.062	0.070	0.054	0.061
Copper	0.0086	0.010	0.010 ^a	0.010 ^a
Iron	0.00047 ^a	0.00047 ^a	0.00047 ^a	0.00047 ^a
Manganese	0.22 ^a	0.23 ^a	0.22 ^a	0.22 ^a
Nickel	0.11	0.13	0.10	0.11
Lead	0.021	0.024	0.023	0.026
Antimony	0.012	0.013	0.010	0.011
Selenium	0.84	0.95	0.73	0.83
Uranium	0.0013	0.0015	0.0034	0.0039
Zinc	3.6	4.1	3.1	3.5

^a Concentrations adjusted following equilibrium with gypsum (sulphate), malachite (copper), ferrihydrite (iron), and birnessite (manganese)

5.2.1.6 Class B Storage Facility Runoff

The Class B Storage Facility will accumulate and store Class B waste rock. At the end of the Operations phase, the Class B Storage Facility will store approximately 47.3 Mt of Class B waste rock. Analysis of kinetic test results of Class B material indicates that drainage from Class B material is anticipated to contain elevated concentrations of COPIs (e.g., arsenic, antimony) compared to the pWQO. Therefore, the Class B runoff water will be conveyed to the WTP to decrease COPI concentrations before being discharged to the WMP. The model estimated median concentrations of constituents of interest in the Class B Storage Facility drainage are presented in Table 5-14 for the mean precipitation and 1/10 dry year scenarios; the 1/50 wet year has not been presented, however, the associated higher dilution for this scenario would result in lower concentrations than those listed in Table 5-14.

Table 5-14: Estimated Median Class B Storage Facility Drainage Chemistry (mg/L)

Dissolved Constituent	Year 10		Year 15	
	Mean Precipitation	1/10 Dry Year	Mean Precipitation	1/10 Dry Year
Sulphate	35	44	25	31
Fluoride	0.10	0.13	0.079	0.10
Aluminum	0.044	0.056	0.029	0.037
Arsenic	0.026	0.033	0.027	0.035
Cadmium	0.000050	0.000063	0.000044	0.000056
Copper	0.00068	0.00086	0.00055	0.00069
Iron	0.00041 ^a	0.00041 ^a	0.00041 ^a	0.00041 ^a
Manganese	0.071 ^a	0.073 ^a	0.045	0.057
Nickel	0.0014	0.0018	0.0014	0.0018
Lead	0.00016	0.00020	0.000090	0.00011
Antimony	0.023	0.029	0.023	0.029
Selenium	0.0025	0.0032	0.0017	0.0022
Uranium	0.011	0.014	0.0091	0.011
Zinc	0.0032	0.0041	0.0030	0.0038

^a Concentrations adjusted following equilibrium with ferrihydrite (iron) and birnessite (manganese)

The monthly load contained in the Class B runoff was calculated by multiplying the total tonnage of waste rock present in the Class B Storage Facility in that month by the loading rate source term for Class B material during the Operations phase as described in Section 3.3.6.

5.2.1.7 Water Treatment Plant Effluent

The WTP will receive water from the Class A Storage Facility collection pond, the Class B Storage Facility collection pond, and the Process Plant Facility site runoff water not used in milling. Treated effluent from the WTP will then be conveyed to the LWMP. The water quality from the Class A and B Storage Facility collection ponds is expected to worsen throughout Operations as more waste material is placed in those facilities and loading increases. Therefore, in order to remain conservative, the average of the Year 10 water quality from the Class A and Class B collection ponds and Process Plant Facility site runoff was used to develop the influent chemistry to the WTP for all months of WTP operation. The treatment efficiency of the WTP was based on conservative constituent removal based on both professional experience with similar water treatment processes in Yukon and information from reverse osmosis manufacturers regarding constituent treatment. The WTP effluent water quality used in the model is provided in Table 5-15. The WTP effluent water quality remains constant throughout the Operations phase. The load from the WTP to the WMP was calculated by multiplying the WTP effluent concentrations by the sum of the Class A collection pond water and the Class B Storage Facility collection pond that is directed to the WTP in a given month.

Table 5-15: WTP Effluent Water Quality for Select Parameters

	WTP Inflow - Year 10 Average Concentration (mg/L)	Treatment Percent Reduction	WTP Outflow Concentration (mg/L)
Hardness (from total)	1752	98%	35
Sulphate	1542	95%	77
Nitrate-N	2.2	50%	1.1
Nitrite-N	0.050	50%	0.025
Ammonia-N	0.27	90%	0.027
Phosphorus	0.028	80%	0.0056
Fluoride	0.53	98%	0.011
Chloride	48	98%	1.0
Antimony	0.025	90%	0.0025
Arsenic	0.024	90%	0.0024
Cadmium	0.036	95%	0.0018
Copper	0.0055	90%	0.00055
Iron	0.0056	95%	0.00028
Lead	0.012	90%	0.0012
Manganese	3.6	70%	1.1
Nickel	0.066	80%	0.013
Selenium	0.49	98%	0.010
Uranium	0.0098	98%	0.00020
Zinc	2.1	90%	0.21
Alkalinity	114	95%	5.7
Calcium	419	98%	8.4
Magnesium	130	98%	2.6

5.2.2 MASS LOAD OUTFLOWS

The site water balance takes into account surface water losses to groundwater infiltration and evapotranspiration in the reported volumes (KP, 2016). Therefore, the only mass load outflow from the WMP is via discharge from the WMP to the receiving environment as described in the following section.

5.2.2.1 WMP Effluent

Water will be discharged from the WMP at two discharge points:

- 1) Geona Creek at the existing KZ-9 surface water monitoring station; and
- 2) Finlayson Creek immediately upstream of the existing KZ-15 surface water monitoring station.

The load attributed to the monthly WMP discharge volume was calculated assuming the WMP water is well-mixed and has uniform water quality throughout. It is assumed that the load discharged from the WMP is proportional to the volume that is discharged such that:

$$L_{\text{eff}} / L_{\text{WMP}} = V_{\text{eff}} / V_{\text{WMP}}$$

Where:

L_{eff} is the load in the WMP effluent discharge volume;

L_{WMP} is the load in the WMP;

V_{eff} is the volume discharged from the WMP; and

V_{WMP} is the volume in the WMP.

Therefore, the load outflow in the WMP effluent discharge for a given month was calculated according to the following equation:

$$L_{\text{eff}} = L_{\text{WMP}} * V_{\text{eff}} / V_{\text{WMP}}$$

Where the L_{WMP} was calculated after adding the load inflows in that given month.

5.2.3 CALCULATION OF WATER MANAGEMENT POND WATER QUALITY

The water quality in the WMP for a given month was calculated by summing the mass load inflows and subtracting the WMP effluent load outflow in that month to determine the net load present in the WMP. The load in the WMP is then divided by the water volume in the pond in that given month which provides a concentration.

5.2.4 RESULTS AND DISCUSSION

The results of the WMP water quality model are presented in APPENDIX A. The average and maximum concentrations of each modelled water quality parameter for each precipitation scenario are presented in Table 5-16. The change in model estimated COPI concentrations during Years 1 to 10 of Operations under mean precipitation, 1/10 dry year, and 1/50 wet year conditions are presented in Figure 5-3 to Figure 5-5. In general, concentrations of modelled parameters increase slightly throughout Operations as more surface area of the ABM open pit wall rock becomes exposed. The concentrations under the 1/10 dry year scenario were generally higher than the median and 1/50 wet year scenario due to lower WMP volumes to dilute the load; however, some constituents had marginally higher concentrations under the 1/50 wet year scenario due to higher associated loads from the WTP (e.g., ammonia-N, cyanide species, aluminum, cadmium, copper, lead, manganese, nickel, and zinc; Table 5-16).

Table 5-16: 25th Percentile, Average and Maximum Total Concentrations of Modelled Parameters in the WMP throughout Operations in each of the Precipitation Scenarios.

		Hardness	Sulphate	Nitrate-N	Nitrite-N	Ammonia-N	P	F	Cl	Cyanide, total	Cyanide, Weak Acid Dissociable	Al	Sb	As	Cd	Cu	Fe	Pb	Mn	Ni	Ag	Se	U	Zn	DOC	Alkalinity	Ca	Mg
		mg/L	mg/L	mg/L	mg/L	mg/L	mg/L	mg/L	mg/L	mg/L	mg/L	mg/L	mg/L	mg/L	mg/L	mg/L	mg/L	mg/L	mg/L	mg/L	mg/L	mg/L	mg/L	mg/L	mg/L	mg/L	mg/L	mg/L
Median	P25	268	105	0.1	0.002	0.06	0.0005	0.07	0.1	0.00014	0.00015	0.006	0.0006	0.0014	0.00012	0.0002	0.07	0.0003	0.20	0.0009	0.0000067	0.0006	0.0046	0.020	1.4	78	42	6
	Average	387	143	0.2	0.005	0.06	0.0017	0.08	0.3	0.00039	0.00039	0.012	0.0008	0.0015	0.00032	0.0004	0.10	0.0004	0.30	0.0024	0.0000074	0.0017	0.0074	0.042	1.5	102	54	8
	Max	519	185	0.4	0.01	0.07	0.0038	0.10	0.7	0.00085	0.00082	0.027	0.0016	0.0019	0.00064	0.0006	0.14	0.0007	0.46	0.0047	0.0000082	0.0034	0.010	0.077	2.1	126	65	10
1/50 Wet	P25	237	96	0.1	0.003	0.06	0.0010	0.07	0.2	0.00020	0.00020	0.008	0.0006	0.0014	0.00018	0.0002	0.08	0.0003	0.22	0.0013	0.0000065	0.0009	0.0039	0.028	1.4	73	40	6
	Average	340	126	0.2	0.006	0.06	0.0020	0.08	0.3	0.00045	0.00045	0.013	0.0008	0.0015	0.00036	0.0004	0.17	0.0004	0.32	0.0026	0.0000069	0.0019	0.0062	0.047	1.5	97	51	7
	Max	475	169	0.4	0.01	0.07	0.0039	0.09	0.7	0.00088	0.00085	0.027	0.0019	0.0020	0.00068	0.0007	0.1	0.0008	0.47	0.005	0.0000078	0.0036	0.0094	0.081	2.0	120	63	9
1/10 Dry	P25	300	118	0.1	0.002	0.05	0.0006	0.08	0.1	0.00013	0.00013	0.005	0.0006	0.0014	0.00012	0.0002	0.07	0.0003	0.20	0.0009	0.0000070	0.0006	0.0057	0.020	1.4	85	46	0
	Average	398	146	0.2	0.005	0.06	0.0016	0.09	0.3	0.00035	0.00035	0.011	0.0008	0.0016	0.00029	0.0004	0.14	0.0004	0.29	0.0021	0.0000075	0.0015	0.0077	0.038	1.5	106	56	8
	Max	521	186	0.3	0.02	0.07	0.0039	0.10	0.8	0.00078	0.00075	0.023	0.0026	0.0026	0.00065	0.0008	0.1	0.0011	0.44	0.0045	0.0000086	0.0033	0.011	0.074	2.0	232	97	10
All Scenarios	P25	237	96	0.1	0.002	0.05	0.0005	0.07	0.1	0.00013	0.00013	0.005	0.0006	0.0014	0.00012	0.0002	0.07	0.0003	0.20	0.0009	0.0000065	0.0006	0.0039	0.020	1.4	73	40	0
	Max	521	186	0.4	0.016	0.07	0.0039	0.10	0.8	0.00088	0.00085	0.027	0.0026	0.0026	0.00068	0.0008	0.2	0.0011	0.47	0.0050	0.0000086	0.0036	0.011	0.081	2.1	232	97	10

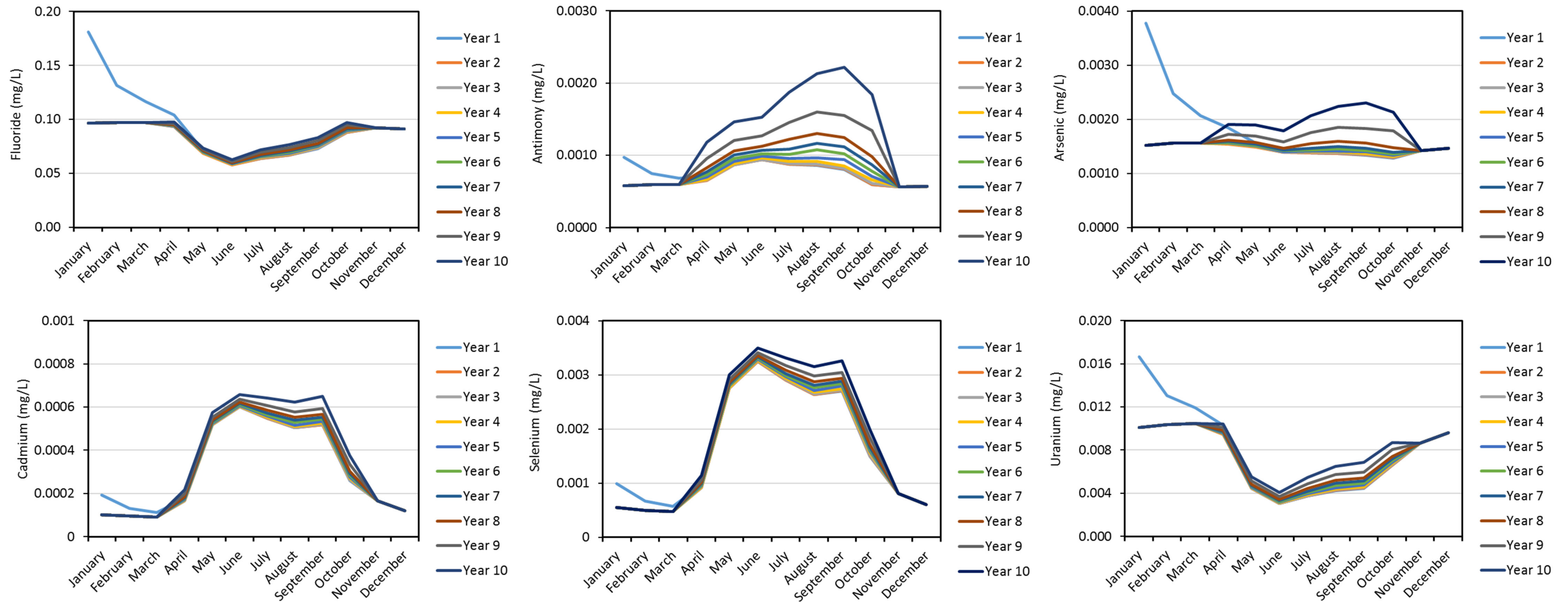


Figure 5-3: Model Estimated Total Concentrations of Fluoride, Antimony, Arsenic, Cadmium, Selenium and Uranium in the WMP throughout Operations (Year 1 through Year 10) in the Mean Precipitation Scenario.

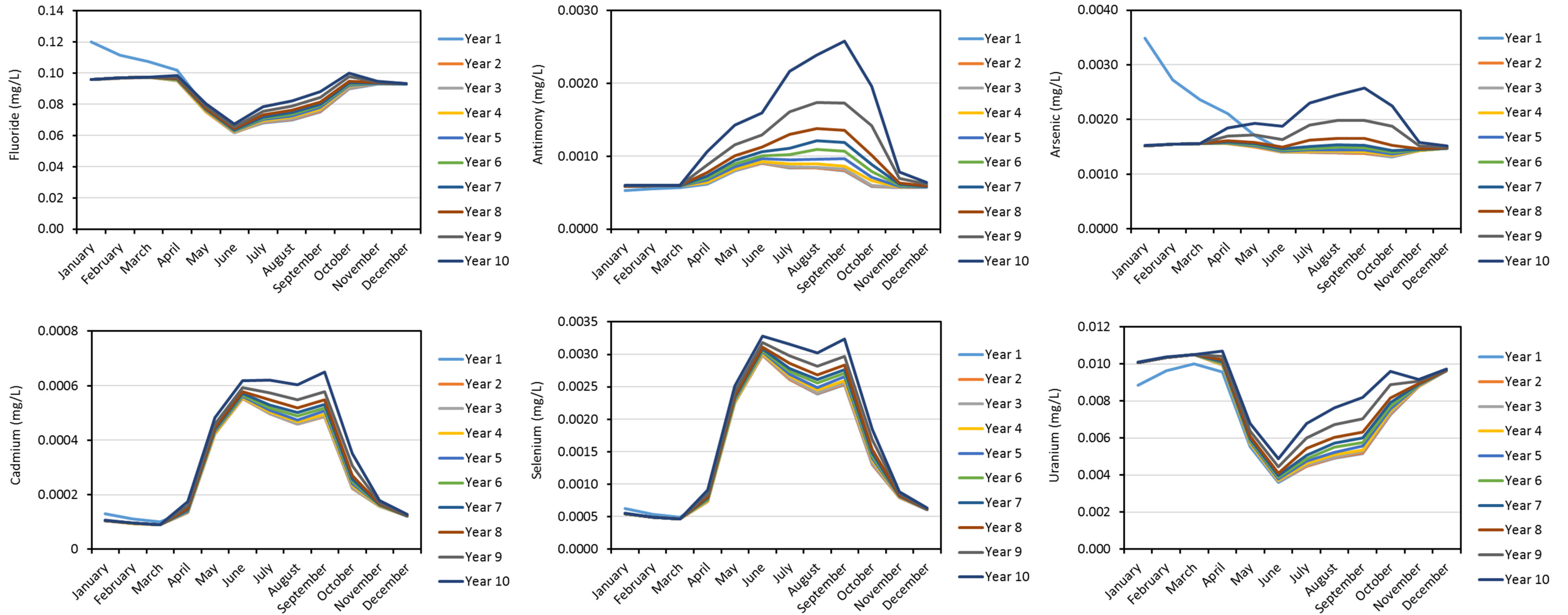


Figure 5-4: Model Estimated Total Concentrations of Fluoride, Antimony, Arsenic, Cadmium, Selenium and Uranium in the WMP Throughout Operations (Year 1 Through Year 10) in the 1/10 Dry Year Precipitation Scenario.

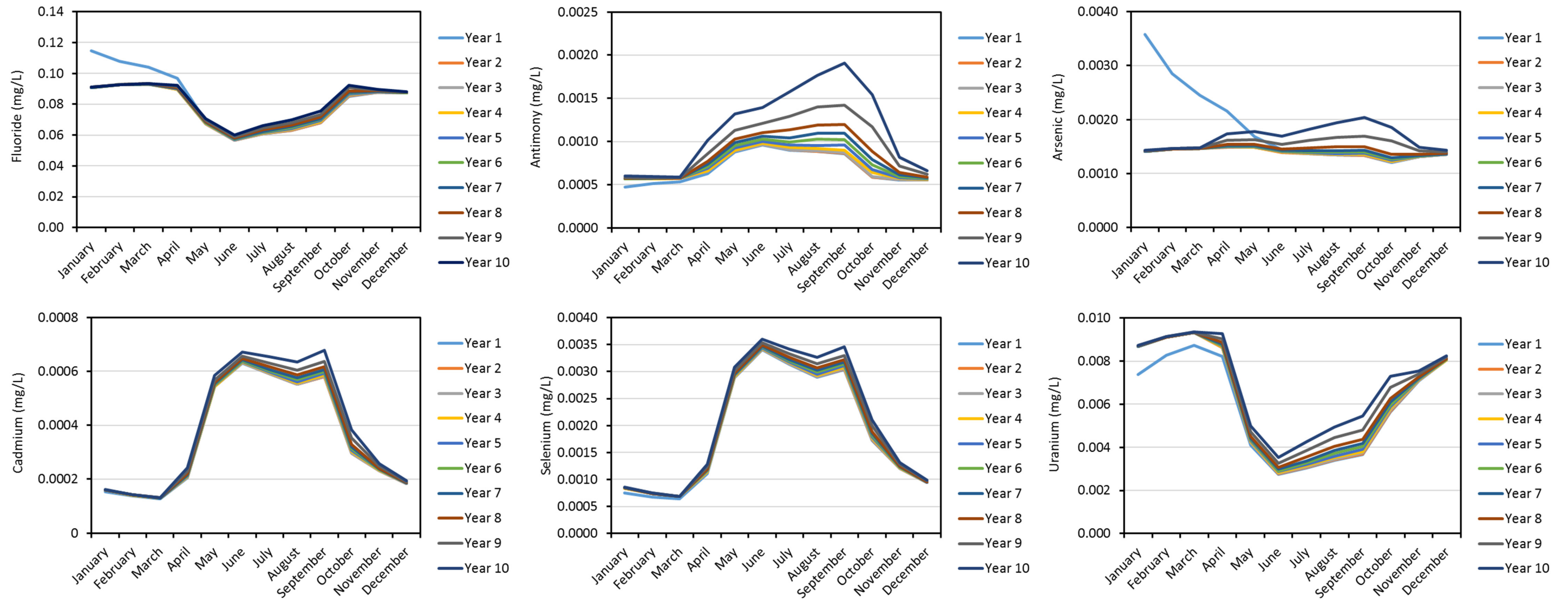


Figure 5-5: Model Estimated Total Concentrations of Fluoride, Antimony, Arsenic, Cadmium, Selenium and Uranium in the WMP Throughout Operations (Year 1 Through Year 10) in the 1/50 Wet Year Precipitation Scenario.

6. ABM LAKE WATER QUALITY MODEL

6.1 INTRODUCTION

At the end of mining, dewatering of the groundwater table will cease and the Fault Creek diversion will be removed. As such, the ABM open pit will begin to fill due to:

- Inputs from the rebounding groundwater table;
- The flow from Fault Creek which will discharge into the ABM open pit; and
- Local runoff.

These three water sources will provide load to the ABM Lake that forms, in addition to the pit wall rock, which is expected to accumulate load during the period it is exposed to the atmosphere, of which a portion will be rinsed into the pit lake as it fills. It is expected that the pit lake will reach a surface elevation of 1,380 masl during year 26 of the Project (approximately 16 years after the cessation of Operations), at which point ABM Lake will start to discharge north towards Geona Creek via a constructed wetland treatment system. These processes are summarized in the conceptual mass transfer model presented in Figure 6-1.

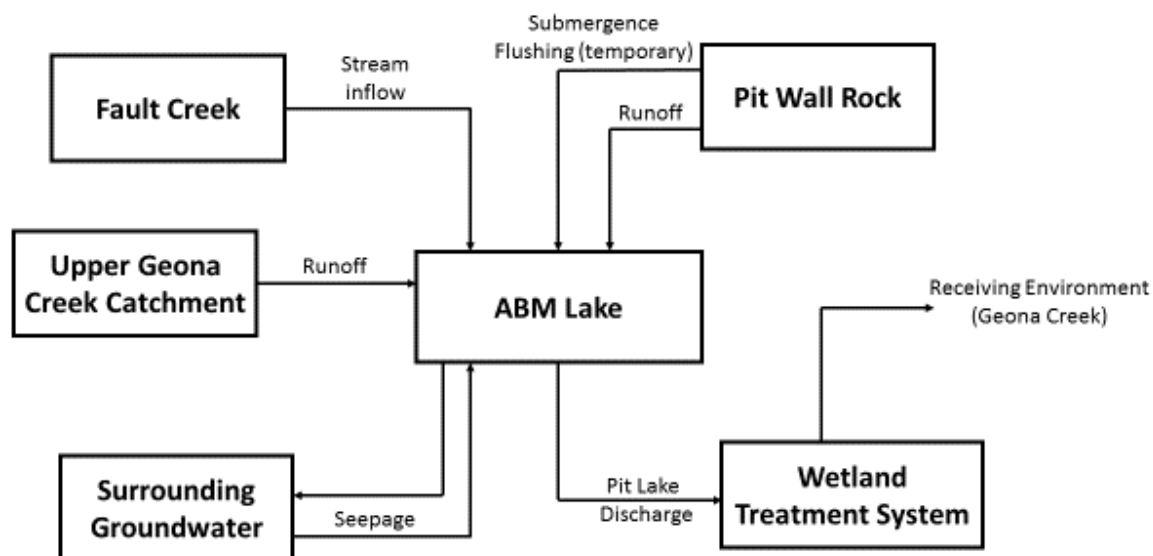


Figure 6-1: ABM Lake Mass Transfer Flow paths during Closure Phases

6.2 ABM LAKE WATER BALANCE MODEL

The ABM Lake water balance model was developed by EBA to estimate the inflow and outflow rates to the pit and the time until the pit fills and begins to discharge surface flow to the wetland treatment system (EBA, 2016). It was predicted that the pit would fill to a final volume of approximately 34,355,000 m³ at a surface elevation of 1,380 masl during year 26 of the Project (approximately 16 years after the cessation of Operations).

As the ABM open pit fills with water, the surface water area of the ABM Lake will increase. The Pit elevation versus stored volume and surface area was plotted using data from the EBA water balance and is provided in Figure 6-2.

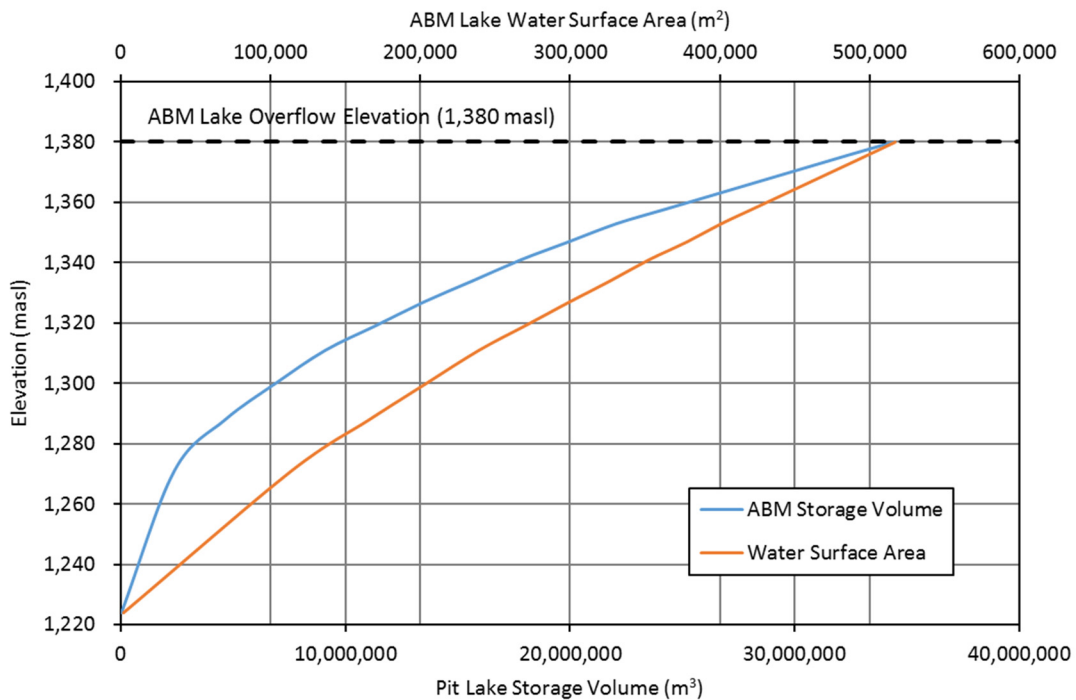


Figure 6-2: Pit Storage-Elevation and Area-Elevation Curves

The ABM Lake formation and water budget as adapted from EBA (2016) is provided in Table 6-1.

Table 6-1: ABM Lake Formation and Water Budget

Years After Mine Closure	Project Year	Precipitation (m ³ /d)	Evaporation (m ³ /d)	Streams		Groundwater		Net Flow (Total Inflows – Outflows; m ³ /day)	Pit Lake		
				Inflow (m ³ /d)	Outflow (m ³ /d)	Inflow (m ³ /d)	Outflow (m ³ /d)		Stage (masl)	Volume (m ³)	Lake Area (m ²)
0	10	1,122	1	3,316		7,836		12,273	1,224	3,022	1,598
1	11	1,122	103	3,321		3,034		7,374	1,271	2,355,783	113,700
2	12	1,122	150	3,333		2,984		7,289	1,288	4,621,094	165,700
3	13	1,122	184	3,344		2,950		7,232	1,300	6,858,305	203,700
4	14	1,122	216	3,355		2,913		7,174	1,311	9,075,671	238,870
5	15	1,122	243	3,364		2,890		7,133	1,319	11,276,370	269,190
6	16	1,122	271	3,373		2,865		7,089	1,327	13,463,160	299,320
7	17	1,122	295	3,382		2,840		7,049	1,334	15,630,780	326,540
8	18	1,122	319	3,391		2,820		7,014	1,341	17,786,220	352,400
9	19	1,122	342	3,399		2,797		6,976	1,347	19,928,180	378,100
10	20	1,122	362	3,407		2,779		6,946	1,353	22,057,160	400,940
15	25	1,122	452	3,719		1,249	4	5,634	1,376	32,503,170	499,810
16	26	1,123	467	3,726	4,818	1,149	114	599	1,380	34,360,280	516,840
17	27	1,123	467	3,729	5,509	1,203	49	30	1,380	34,355,810	516,800
20	30	1,123	467	3,730	5,553	1,215	48	0	1,380	34,355,650	516,800
25	35	1,123	467	3,731	5,560	1,221	48	0	1,380	34,355,760	516,800
30	40	1,123	467	3,731	5,562	1,223	48	0	1,380	34,355,800	516,800
40	50	1,123	467	3,732	5,564	1,224	48	0	1,380	34,355,820	516,800
50	60	1,123	467	3,732	5,564	1,225	48	0	1,380	34,355,840	516,800

6.3 ABM LAKE WATER QUALITY MODEL

A model was developed to predict the water quality of the ABM Lake as it fills during closure and eventually discharges to the constructed wetland treatment system and then into Geona Creek. Water balance flows (from EBA and AEG) were combined with pit wall loading rate source terms developed by AEG (2017a) and baseline water quality data collected by AEG (2016b) and AEG (2017c) to predict mass loading to the pit and estimate the concentrations of COPs in ABM Lake. This section summarizes the methodology and the inputs used.

6.3.1 MASS LOAD INFLOWS

6.3.1.1 Precipitation and Evaporation

Precipitation inputs were based on the average annual precipitation and the total areal extent of the pit as provided by EBA (2016). The distribution of precipitation throughout the year follows the observed distribution of precipitation in the area of the pit (AEG 2016a). It is assumed that all precipitation that falls within the pit area contributes to the Pit Lake volume.

Evaporation will increase as the pit fills and the ABM Lake water surface area increases, as shown in the Pit Lake Formation Table 6-1. The distribution of evaporation is based on the evapotranspiration distribution as observed in the area of the pit (AEG 2016a). The monthly precipitation and evaporation volumes are summarized in Table 6-2. The net precipitation/evaporation contributes only to the ABM Lake volume and does not have associated loading.

Table 6-2: Monthly Precipitation and Evaporation Volumes to the ABM Lake

	Precipitation Distribution	Precipitation (m ³)	Evaporation Distribution	Evaporation - Year 26 (m ³)	Net Precipitation - Evaporation (m ³)
January	7%	30,700	0%	0	30,700
February	5%	20,900	0%	0	20,900
March	5%	20,300	1%	2,200	18,100
April	3%	13,700	5%	8,600	5,100
May	7%	27,200	12%	19,900	7,300
June	11%	43,200	26%	42,800	400
July	14%	57,400	26%	44,200	13,100
August	12%	50,700	14%	24,300	26,300
September	11%	45,000	8%	12,800	32,200
October	8%	35,500	5%	8,900	26,600
November	8%	34,100	1%	2,100	32,000
December	8%	32,200	0%	0	32,200
Total		410,400		165,900	244,500

6.3.1.2 Fault Creek and Background Runoff

During Operations, Fault Creek, a watercourse that naturally flows over the ABM open pit footprint, will be diverted south to the South Creek catchment to avoid contact with mine impacted materials. Upon the cessation of Operations, the diversions controlling Fault Creek water will be removed and water will flow into the ABM open pit. The load contribution from Fault Creek was developed using the modelled monthly flow volumes in Fault Creek where it currently meets Geona Creek (KZ-2, Figure 5-1) (AEG, 2017d) and the baseline monthly median water quality data for Fault Creek (at KZ-2) (AEG, 2017d). The monthly load is calculated by multiplying the monthly flow volume by the parameter concentration for each month. The monthly flow volumes and water quality for the select parameters are provided in Table 6-3.

In addition to the Fault Creek stream flow, runoff from the area around the ABM Lake will also contribute loading to the Pit. The EBA water balance modelled the Fault Creek and associated surface runoff as a single term. Thus, the difference between the EBA total stream flow and the Fault Creek streamflow modelled by AEG was calculated and used for the volume of surface runoff to the ABM open pit. The average of monthly water quality data for monitoring stations in the vicinity of the ABM open pit footprint (KZ-2, KZ-6 and KZ-7, Figure 5-1) was used as the concentration term for the runoff. The monthly flow volumes and water quality for select parameters used in the model are provided in Table 6-4.

Table 6-3: Fault Creek Flow Volumes (m³) and Monthly Median Concentrations of Select Parameters

	Volume	Hardness (from total)	Sulphate	Nitrate-N	Nitrite-N	Ammonia-N	P	F	Cl	Cyanide, total	Cyanide, Weak Acid Dissociable	Al	Sb	As	Cd
	m ³	mg/L	mg/L	mg/L	mg/L	mg/L	mg/L	mg/L	mg/L	mg/L	mg/L	mg/L	mg/L	mg/L	mg/L
January	18,118	129	53	0.16	0.0010	0.016	0.0010	0.051	0.25	0.00053	0.00062	0.0032	0.000020	0.000069	0.00022
February	13,302	127	53	0.17	0.0010	0.0064	0.0010	0.042	0.25	0.00025	0.00025	0.019	0.000033	0.00011	0.00024
March	9,487	133	51	0.16	0.0010	0.0079	0.0010	0.041	0.68	0.00025	0.00025	0.0030	0.000025	0.000076	0.00020
April	80,380	135	48	0.13	0.0025	0.016	0.0010	0.047	0.54	0.00025	0.00025	0.023	0.000030	0.000094	0.00020
May	292,362	80	25	0.10	0.0010	0.016	0.0036	0.044	0.66	0.00063	0.00025	0.048	0.000031	0.00012	0.00019
June	241,297	68	28	0.08	0.0010	0.0025	0.0010	0.037	0.47	0.00058	0.00050	0.014	0.000029	0.000096	0.00021
July	126,357	86	37	0.07	0.0010	0.016	0.0029	0.036	0.25	0.00025	0.00045	0.022	0.000025	0.00010	0.00024
August	111,313	91	40	0.11	0.0010	0.0025	0.0041	0.034	0.42	0.00025	0.00050	0.025	0.000038	0.00023	0.00035
September	102,052	101	50	0.13	0.0010	0.0051	0.0010	0.038	0.52	0.00066	0.00060	0.011	0.000022	0.000073	0.00031
October	45,950	101	44	0.13	0.0010	0.0054	0.0024	0.035	0.41	0.00025	0.00025	0.018	0.000022	0.00010	0.00020
November	33,324	112	48	0.13	0.0021	0.0025	0.0010	0.058	5.4	0.00025	0.00025	0.0072	0.000026	0.000077	0.00021
December	24,419	116	47	0.16	0.0030	0.0037	0.0013	0.037	0.25	0.00025	0.00025	0.0063	0.000028	0.000056	0.00023

Table 6-3: Fault Creek Flow Volumes (m³) and Monthly Median Concentrations of Select Parameters (continued)

	Cu	Fe	Pb	Mn	Ni	Ag	Se	U	Zn	Dissolved Organic Carbon	Alkalinity	Ca	Mg
	mg/L	mg/L	mg/L	mg/L	mg/L	mg/L	mg/L	mg/L	mg/L	mg/L	mg/L	mg/L	mg/L
January	0.00053	0.005	0.000028	0.00010	0.00026	0.0000025	0.0021	0.0044	0.029	0.80	79	42	6.2
February	0.00087	0.052	0.00055	0.0021	0.00031	0.0000025	0.0021	0.0045	0.029	0.25	85	41	6.0
March	0.00043	0.002	0.000021	0.000025	0.00025	0.0000025	0.0022	0.0049	0.023	1.0	88	42	6.6
April	0.0010	0.061	0.00050	0.0010	0.00049	0.0000025	0.0028	0.0053	0.024	1.0	89	44	7.1
May	0.0029	0.071	0.00037	0.0021	0.00058	0.0000025	0.0013	0.0019	0.024	2.5	57	29	3.8
June	0.00083	0.021	0.00011	0.00093	0.00035	0.0000025	0.0004	0.0011	0.034	0.93	41	25	2.1
July	0.00081	0.025	0.000083	0.00092	0.00035	0.0000025	0.00050	0.0015	0.040	1.1	51	31	2.9
August	0.0011	0.022	0.00020	0.00080	0.00050	0.0000050	0.00047	0.0015	0.042	1.4	48	32	2.8
September	0.00073	0.016	0.000072	0.00050	0.00050	0.0000025	0.00067	0.0020	0.047	0.53	49	35	3.3
October	0.00061	0.035	0.00015	0.0014	0.00033	0.0000025	0.0011	0.0026	0.027	1.2	57	34	3.8
November	0.00050	0.0094	0.000033	0.00018	0.00027	0.0000025	0.0015	0.0031	0.025	0.54	63	37	4.8
December	0.00052	0.0059	0.00036	0.00051	0.00050	0.0000038	0.0016	0.0035	0.038	0.76	70	41	5.4

Table 6-4: Background Surface Runoff Volumes and Average of Monthly Median Total Concentrations of Select Parameters at KZ-2, KZ-6 and KZ-7

	Volume	Hardness (from total)	Sulphate	Nitrate-N	Nitrite-N	Ammonia-N	P	F	Cl	Cyanide, total	Cyanide, Weak Acid Dissociable	Al	Sb	As	Cd
	m ³	mg/L	mg/L	mg/L	mg/L	mg/L	mg/L	mg/L	mg/L	mg/L	mg/L	mg/L	mg/L	mg/L	mg/L
January	77	182	37	0.14	0.0010	0.032	0.0023	0.069	0.53	0.00053	0.00061	0.013	0.000030	0.00041	0.00018
February	57	161	34	0.12	0.0009	0.016	0.0027	0.061	0.56	0.00023	0.00023	0.017	0.000033	0.00057	0.00019
March	40	162	32	0.12	0.0009	0.008	0.0026	0.056	0.26	0.00023	0.00023	0.017	0.000037	0.00035	0.00015
April	342	174	30	0.10	0.0025	0.011	0.0020	0.066	0.49	0.00047	0.00026	0.017	0.000040	0.00027	0.00009
May	1,244	113	19	0.05	0.0015	0.007	0.0078	0.055	1.08	0.00062	0.00056	0.057	0.000064	0.00059	0.00017
June	1,027	103	24	0.02	0.0013	0.003	0.0016	0.039	0.53	0.00067	0.00057	0.022	0.000047	0.00021	0.00008
July	538	123	30	0.02	0.0010	0.014	0.0039	0.051	0.39	0.00034	0.00042	0.022	0.000075	0.00031	0.00017
August	474	131	28	0.03	0.0021	0.006	0.0059	0.049	0.62	0.00048	0.00048	0.018	0.000128	0.00024	0.00014
September	434	151	35	0.09	0.0011	0.008	0.0028	0.068	0.71	0.00041	0.00044	0.017	0.000037	0.00025	0.00027
October	196	156	33	0.10	0.0010	0.009	0.0045	0.078	0.47	0.00042	0.00044	0.011	0.000032	0.00021	0.00015
November	142	149	36	0.09	0.0018	0.011	0.0026	0.064	0.66	0.00023	0.00023	0.017	0.000049	0.00040	0.00026
December	104	127	30	0.10	0.0024	0.009	0.0014	0.039	0.20	0.00020	0.00020	0.018	0.000041	0.00026	0.00021

Table 6-4: Background Surface Runoff Volumes and Average of Monthly Median Total Concentrations of Select Parameters at KZ-2, KZ-6 and KZ-7 (continued)

	Cu	Fe	Pb	Mn	Ni	Ag	Se	U	Zn	Dissolved Organic Carbon	Alkalinity	Ca	Mg
	mg/L	mg/L	mg/L	mg/L	mg/L	mg/L	mg/L	mg/L	mg/L	mg/L	mg/L	mg/L	mg/L
January	0.00039	0.71	0.00017	0.10	0.00044	0.0000025	0.0012	0.0019	0.052	1.46	153	61	7.74
February	0.00048	0.78	0.00032	0.12	0.00050	0.0000023	0.0009	0.0016	0.057	0.23	120	49	6.955
March	0.00032	0.57	0.00014	0.08	0.00044	0.0000023	0.0009	0.0017	0.043	0.29	121	51	7.24
April	0.00036	0.46	0.00015	0.07	0.00054	0.0000026	0.0010	0.0016	0.031	2.29	145	56	6.95
May	0.00137	0.48	0.00061	0.04	0.00066	0.0000025	0.0007	0.0008	0.034	4.75	92	38	4.79
June	0.00075	0.22	0.00030	0.02	0.00044	0.0000030	0.0004	0.0006	0.020	1.68	82	37	4.52
July	0.00094	0.23	0.00013	0.03	0.00039	0.0000070	0.0006	0.0009	0.027	2.01	93	42	5.37
August	0.00077	0.16	0.00017	0.02	0.00080	0.0000048	0.0004	0.0009	0.021	2.42	114	46	5.2
September	0.00081	0.23	0.00023	0.03	0.00045	0.0000027	0.0011	0.0015	0.045	2.07	109	49	5.5
October	0.00056	0.16	0.00013	0.02	0.00032	0.0000025	0.0012	0.0017	0.024	1.96	99	48	4.89
November	0.00049	0.63	0.00017	0.13	0.00046	0.0000023	0.0010	0.0014	0.056	0.87	96	46	5.94
December	0.00039	0.41	0.00018	0.05	0.00044	0.0000022	0.0010	0.0016	0.052	1.10	141	57	6.42

6.3.1.3 Background Groundwater

The groundwater inflow rate to the ABM open pit is predicted to be <3,000 m³/day after Operations and then decrease steadily as the pit fills and the hydraulic gradient into the pit decreases, settling at approximately 1,220 m³/day once the pit is at the final elevation (EBA, 2016; Table 6-1). It was assumed that the groundwater flux to the pit was constant throughout the year.

The load attributed to the groundwater inflow to the pit was calculated by multiplying the groundwater inflow volumes by the 75th percentile water quality in bedrock monitoring wells in the vicinity of the ABM open pit (Figure 5-2). The Kudz Ze Kayah 2016 Hydrogeology Baseline Report (AEG, 2017c) provides the water quality for 2015 and 2016 for the individual groundwater monitoring wells in more detail. The 75th percentile water quality for select parameters used in the model is shown in Table 6-5.

Table 6-5: 75th Percentile Water Quality in Groundwater Monitoring Wells in the ABM Open Pit Vicinity for Select Parameters

Constituent	Dissolved Concentration (mg/L)
Hardness	600
Sulphate, dissolved	230
Nitrate (N)	0.0051
Nitrite (N)	0.0011
Ammonia (N)	0.076
Phosphorus (P)	0.14
Fluoride (F)	0.11
Chloride (Cl)	1.1
Aluminum (Al)	0.0047
Antimony (Sb)	0.00051
Arsenic (As)	0.0022
Cadmium (Cd)	0.000039
Copper (Cu)	0.00025
Iron (Fe)	0.30
Lead (Pb)	0.00010
Manganese (Mn)	0.17
Nickel (Ni)	0.00035
Silver (Ag)	0.0000062
Selenium (Se)	0.000077
Uranium (U)	0.0083
Zinc (Zn)	0.0070
Dissolved Organic Carbon	2.3

6.3.1.4 ABM Open Pit Wall Runoff

The load contribution from the pit wall was calculated based on the unsubmerged surface area of each geodomain exposed on the pit wall and adapted source terms from the ARD/ML characterization report (AEG, 2017a). The source term for massive pyrite component of the pit wall was extracted from the kinetic data published by Cominco (1996). Of the total pit wall surface area (1,140,700 m²), 445,300 m² will not be submerged at the final pit elevation while the remainder (695,400 m²) will incrementally be submerged as the pit elevation rises to 1,380 masl. The approximate pit wall surface area by geodomain was provided by BMC and is shown for below and above the spill-over elevation of 1,380 masl in Table 6-6 and Table 6-7, respectively.

Source terms based on kinetic tests (in mg/kg/wk) from the ARD/ML characterization report (AEG, 2017a) were selected to represent each geodomain exposed on the pit wall and adapted to provide per-planar area loading rates (in mg/m²/month). The limited massive sulphide stockwork exposure on the pit wall was modelled using humidity cell data (II-22) from Cominco (1996). A conservative approach was adopted in developing pit wall runoff source terms for the first 16 years of pit lake formation (before the overflow stage) and the 75th percentile of each kinetic test of interest was used to assume a relatively high loading rate that can be expected from rock that is exposed to atmospheric oxygen and is well flushed. In the Post-Closure Phase after year 26, a “steady state” loading rate was adopted for the pit wall runoff. The steady state loading rate was calculated as the average of the last two months of data available from kinetic testing results when the majority of analyzed parameters had stabilized. It is important to note that at the time the model was developed, some kinetic tests were in relatively early stages and some constituent concentrations were still declining and had not yet reached stable concentrations. The kinetic test results used for developing the pit wall loading rates for years 11 through 26 (75th percentile) and Post-Closure (“steady-state”) are provided in Table 6-8 and Table 6-9, respectively.

Table 6-6: Approximate ABM Open Pit Wall Surface Area (m²) by Geodomain Below the 1,380 masl

Level (masl)	AK RHYc	AK RHYv	CA CL MAF	CARB MDS/RHY	MDS	MU PY RHY	PY AK RHYc	PY AK RHYv	PY CL RHY	RHYi	Massive Sulphide	Overburden	Total
1,210	-	-	1,020	-	-	-	-	-	-	-	30	-	1,050
1,220	-	-	7,860	-	-	1,870	-	-	270	-	860	-	10,860
1,230	-	-	6,700	-	-	3,410	-	-	4,320	-	910	-	15,340
1,240	-	-	6,630	2,170	-	3,410	-	130	10,640	-	1,610	-	24,590
1,250	-	-	8,230	4,070	-	3,300	-	730	8,990	-	2,090	-	27,410
1,260	-	-	8,880	4,110	-	4,880	1,980	2,680	8,150	1,440	2,850	-	34,970
1,270	-	-	11,370	1,530	-	5,610	2,630	4,270	4,930	1,790	1,910	-	34,040
1,280	-	-	11,960	940	-	7,650	4,830	10,210	2,620	3,290	1,080	-	42,570
1,290	-	-	11,310	1,830	-	7,670	2,980	8,590	670	4,660	800	-	38,510
1,300	-	1,790	10,680	1,590	-	8,180	3,400	16,330	370	5,180	830	-	48,350
1,310	-	4,480	13,710	460	-	8,420	2,840	12,370	370	3,480	260	-	46,380
1,320	260	8,980	13,200	320	190	4,160	4,560	22,390	1,050	4,990	20	-	60,110
1,330	140	8,660	15,630	50	530	2,650	3,730	19,470	1,040	3,620	100	-	55,600
1,340	30	16,200	12,470	60	860	2,500	2,540	26,720	450	5,250	160	-	67,240
1,350	-	14,540	11,740	260	1,150	1,640	400	20,350	210	4,930	20	-	55,220
1,360	-	22,690	10,270	560	1,420	2,170	20	24,110	610	7,180	110	1,020	70,140
1,370	-	17,890	7,100	2701	1,610	1,320	-	16,980	690	4,420	160	12,610	63,050
Total	430	95,220	168,750	18,230	5,760	68,850	29,900	185,330	45,350	50,200	13,790	13,630	695,430

Table 6-7: Approximate ABM Open Pit Wall Surface Area (m²) by Geodomain Above the 1,380 masl

Level	AK RHYc	AK RHYv	CA CL MAF	CARB MDS/RHY	MDS	MU PY RHY	PY AK RHYc	PY AK RHYv	PY CL RHY	RHYi	Massive Sulphide	Overburden	Total
1,380	-	18,310	5,690	770	2,370	1,030	-	15,060	680	4,520	140	15,340	63,900
1,390	-	10,440	4,720	360	4,460	920	-	11,630	740	930	80	15,210	49,500
1,400	-	12,800	3,570	810	6,980	1,140	-	7,710	770	-	20	10,900	44,690
1,410	-	7,980	2,510	920	7,120	1,070	-	4,390	590	-	-	5,740	30,380
1,420	-	6,970	2,090	1,710	9,230	1,390	1,900	3,410	630	-	-	6,350	33,670
1,430	-	3,900	1,440	760	8,740	1,170	1,360	2,910	520	-	-	4,330	25,120
1,440	-	4,470	1,120	680	9,780	1,070	1,750	3,620	430	-	-	3,600	26,530
1,450	-	3,320	890	240	8,010	680	1,680	1,530	300	-	-	3,780	20,410
1,460	-	490	360	320	8,820	870	3,220	6,070	250	-	-	3,900	24,300
1,470	-	-	-	30	7,740	-	550	9,730	-	-	-	5,690	23,740
1,480	-	-	-	-	8,340	-	-	6,260	-	-	-	8,150	22,750
1,490	-	-	-	-	8,220	-	-	4,380	-	-	-	5,130	17,730
1,500	-	-	-	-	7,620	-	-	2,020	-	-	-	5,500	15,130
1,510	-	-	-	-	6,650	-	-	60	-	-	-	3,930	10,650
1,520	-	-	-	-	5,340	-	-	-	-	-	-	3,410	8,750
1,530	-	-	-	-	3,460	-	-	-	-	-	-	5,120	8,580
1,540	-	-	-	-	410	-	-	-	-	-	-	7,390	7,800
1,550	-	-	-	-	-	-	-	-	-	-	-	11,640	11,640
1,560	-	-	-	-	-	-	-	-	-	-	-	-	-
1,570	-	-	-	-	-	-	-	-	-	-	-	-	-
Total	-	68,670	22,390	6,590	113,340	9,340	10,460	78,770	4,910	5,450	240	125,120	445,270

Table 6-8: 75th Percentile Loading Rates (mg/kg/wk) of Select Kinetic Tests

Kinetic Test ID	Hardness (CaCO ₃)	Sulphate	Nitrate-N	Nitrite-N	Total Ammonia -N	P	F	Cl	Al	Sb	As	Cd	Cu	Fe	Pb	Mn	Ni	Ag	Se	U	Zn	Alkalinity	Ca	Mg
C-1	3.79	1.9	0.0039	0.0036	0.0027	0.00037	0.0037	0.12	0.0019	0.000049	0.000017	0.000006	0.000036	0.000073	0.0000018	0.0018	0.000007	0.00000037	0.000032	0.0013	0.000037	2.1	0.97	0.36
C-3	3.15	1.7	0.0041	0.0036	0.0032	0.00037	0.0039	0.20	0.0017	0.0016	0.000042	0.000088	0.000065	0.000073	0.00010	0.0033	0.000018	0.00000037	0.00025	0.0043	0.00053	1.6	0.91	0.21
C-4	5.06	4.1	0.0038	0.0037	0.0074	0.00037	0.0027	0.20	0.0009	0.0019	0.000034	0.000014	0.000048	0.000073	0.000019	0.0067	0.00021	0.00000037	0.00091	0.00049	0.0012	1.2	1.3	0.43
C-5	6.73	5.4	0.0036	0.0036	0.0032	0.00037	0.0029	0.20	0.0010	0.00018	0.0000091	0.0000029	0.000057	0.000073	0.0000067	0.0050	0.000019	0.00000037	0.00019	0.00047	0.00029	1.7	1.8	0.56
C-7	4.53	4.6	0.0037	0.0037	0.0055	0.00037	0.0029	0.10	0.0003	0.0025	0.00034	0.00066	0.00074	0.0011	0.0025	0.038	0.0013	0.00000037	0.0011	0.00012	0.047	0.33	1.2	0.37
C-8	2.89	2.2	0.0041	0.0035	0.0021	0.00037	0.0048	0.10	0.0013	0.00039	0.0019	0.000060	0.000060	0.000073	0.000057	0.0038	0.000032	0.00000037	0.000054	0.0020	0.00041	1.2	0.75	0.23
C-9	10.7	10	0.0036	0.0013	0.0019	0.00036	0.0071	0.43	0.0005	0.000067	0.00014	0.0000019	0.000060	0.00018	0.000010	0.00088	0.00031	0.00000036	0.00022	0.00098	0.00016	2.0	2.8	0.91
HC-2	18.6	17	0.049	0.049	0.048	0.0049	0.0188	0.23	0.0039	0.0013	0.000067	0.000060	0.00054	0.00098	0.00014	0.022	0.000079	0.0000049	0.00081	0.00033	0.015	4.2	4.1	2.2
FB-4	0.44	0.1					0.00062		0.0002	0.00027	0.00033	0.00000024	0.000005	0.0000087	0.00000040	0.000051	0.000016	0.000000043	0.000011	0.000084	0.000011	0.40	0.12	0.037
HCI-22 ^a	16.1	44	N/A	N/A	N/A	0.037	N/A	N/A	0.049	N/A	N/A	0.010	0.033	8.8	N/A	4.9	0.014	N/A	0.0070	N/A	0.15	N/A	4.0	7.8

^a Cominco (1996) humidity cell test with massive pyrite; relatively poor detection limits for some analytes measured in the Cominco HCI-22 humidity cell leachate prevented the calculation of loading rates for some parameters

Table 6-9: “Steady-state” (last two months of available data) Loading Rates (mg/kg/wk) of Select Kinetic Tests

Kinetic Test ID	Hardness (CaCO ₃)	Sulphate	P	F	Al	Sb	As	Cd	Cu	Fe	Pb	Mn	Ni	Ag	Se	U	Zn	Alkalinity	Ca	Mg
C-1	2.67	1.0	0.00029	0.0015	0.0007	0.0000074	0.0000072	0.0000002	0.000011	0.000183	0.0000022	0.000070	0.0000018	0.00000051	0.000017	0.00026	0.000031	2.1	0.58	0.29
C-3	1.95	0.91	0.00029	0.0012	0.0005	0.00039	0.0000091	0.0000066	0.000019	0.000058	0.000031	0.0015	0.0000043	0.00000036	0.00012	0.0010	0.00041	1.3	0.55	0.14
C-4	3.16	2.5	0.00030	0.0009	0.0002	0.0003	0.000007	0.000011	0.000016	0.000073	0.000009	0.0031	0.00007	0.00000029	0.00038	0.00011	0.0011	1.0	0.8	0.30
C-5	3.70	2.7	0.00029	0.0010	0.0004	0.00003	0.0000016	0.0000015	0.000019	0.000066	0.0000021	0.0018	0.000006	0.00000039	0.00009	0.00011	0.00015	1.4	0.9	0.34
C-7	2.92	3.2	0.00029	0.0014	0.00059	0.00011	0.00030	0.00053	0.0014	0.0043	0.0039	0.030	0.0011	0.00000036	0.00051	0.00012	0.049	0.09	0.7	0.28
C-8	1.41	0.75	0.00029	0.0012	0.00070	0.00017	0.0016	0.0000058	0.000017	0.000059	0.000023	0.0015	0.000006	0.00000061	0.000021	0.00055	0.00040	1.0	0.39	0.10
C-9	6.02	4.4	0.00032	0.0027	0.00036	0.000053	0.00012	0.00000092	0.000023	0.000064	0.0000054	0.00017	0.00015	0.00000048	0.000064	0.00050	0.00009	1.8	1.6	0.48
HC-2	10.9	68	0.0039	0.018	0.0012	0.00043	0.000029	0.000040	0.00018	0.00088	0.000089	0.011	0.000069	0.000020	0.00056	0.00018	0.012	4.1	2.2	1.3
FB-4	0.44	0.11		0.00062	0.0002	0.00027	0.00033	0.00000024	0.0000050	0.0000087	0.00000040	0.000051	0.000016	0.000000043	0.000011	0.000084	0.000011	0.40	0.12	0.037
HCI-22 ^a	10	35	0.011	N/A	0.0015	N/A	N/A	0.0047	0.011	7.6	N/A	2.1	0.0078	N/A	N/A	N/A	0.090	N/A	1.0	3.5

^a Cominco (1996) humidity cell test with massive pyrite; relatively poor detection limits for some analytes measured in the Cominco HCI-22 humidity cell leachate prevented the calculation of loading rates for some parameters

A summary of the adjustment factors used to adapt the loading rates from mass-based kinetic tests to planar area loading rates for the pit wall is provided in Table 6-10. The same approach in developing planar loading rates for the pit wall was used in the WMP Water Quality Model and the scaling factor rationale are described in detail in Section 5.2.1.3. An additional fracture factor for loading rates from submerged wall portions was applied as a conservative measure to account for variability in blasting leading to more highly fractured pit wall that contains a greater fraction of smaller particles that are more readily flushed. The fracture factor was also used to account for loose, fine-grained material that may accumulate on the benches and readily contribute load to the pit lake. A fracture factor of 10 was applied to all the kinetic testing data. The fracture factor was not applied to the non-submerged pit wall runoff loading terms. However, a greater reactive thickness was assumed for runoff.

The adjusted loading rates for each geodomain used in the model for years 11 through 26 (75th percentile) and Post-Closure (“steady-state) are provided in Table 6-11 and Table 6-12, respectively.

Table 6-10: Summary of Adjustment Factors to Convert mg/kg/wk Loading Rates to mg/m²/month

	Runoff Loading Adjustment Factors			Submerged Load Adjustment Factors		
	Trickle Leach Column	Humidity Cell	Field Barrel	Trickle Leach Column	Humidity Cell	Field Barrel
Grain Size Factor	0.3	0.1	1	0.3	0.1	1
Flushing Factor	0.5			0.5		
Fracture Factor	-			10		
Pit Slope (45°)	1.41			1.41		
Reactive Thickness (m)	3			1		
Average Density (tonnes/m³)	2.66			2.66		
Weeks/Month	4.34			4.34		
Bulk Factor	7,320	2,440	24,420	23,870	7,960	79,550

Table 6-11: Adjusted Geodomain-specific Loading Rates for ABM Open Pit Wall Planar Area (mg/m²/month) for Years 11 through 26

Geodomain	Kinetic Test Used	Hardness (CaCO ₃)	Sulphate	Nitrate-N	Nitrite-N	Total Ammonia-N	P	F	Cl	Al	Sb	As	Cd	Cu	Fe	Pb	Mn	Ni	Ag	Se	U	Zn	Alkalinity	Ca	Mg
AK RHYv/AK RHYc	C-1 (75%), C-5 (25%)	33,157	20,358	28	27	21	2.7	26	3,580	12	0.6	0.11	0.0090	0.3	0.54	0.023	19	0.07	0.0027	0.5	7.8	0.75	14,734	8,660	3,014
MU PY RHY	C-3 (75%), C-7 (25%)	25,590	17,518	29	27	28	2.7	27	4,856	10	13	0.9	1.3	1.7	2.5	5.5	88	2.6	0.0027	3.3	24	90	9,309	7,285	1,825
CARB MDS/RHY	C-4 (75%), C-7 (25%)	12,036	10,278	9	9	17	0.9	7	1,439	1.7	5	0.27	0.43	0.6	0.84	1.7	36	1.2	0.0009	2.3	1.0	31	2,308	3,122	1,012
PY AK RHYv/PY AK RHYc	C-5 (90%), C-7 (10%)	47,670	38,768	27	27	25	2.7	21	4,980	7	3	0.3	0.50	0.9	1.3	2.0	61	1.1	0.0027	2.0	3.2	37	11,277	12,995	3,954
PY CL RHY	C-7	33,147	33,506	27	27	40	2.7	21	2,965	2.1	18	2.5	4.8	5.6	8.5	20	281	9.8	0.0027	7.8	1.0	350	2,405	9,122	2,715
MDS	C-9	78,724	72,951	26	9	14	2.6	52	3,139	4	0.5	1.0	0.014	0.4	1.3	0.075	6.5	2.3	0.0026	1.6	7.2	1.2	14,433	20,626	6,639
CA CL MAF	FB-4	10,777	2,617	N/A	N/A	N/A	0.0	15	N/A	5	7	8	0.006	0.1	0.21	0.010	1.2	0.39	0.0010	0.3	2.1	0.26	9,729	2,812	908
Massive Pyrite	HC II-22 ^a	39,278	106,456	N/A	N/A	N/A	89	N/A	N/A	119	N/A	N/A	24	82	21,437	N/A	11,939	35	N/A	17	N/A	363.80	N/A	9,718	19,020

^a Cominco (1996) humidity cell test with massive pyrite; relatively poor detection limits for some analytes measured in the Cominco HCII-22 humidity cell leachate prevented the calculation of loading rates for some parameters

Table 6-12: Adjusted Geodomain-specific Loading Rates for ABM Pit Wall Planar Area (mg/m²/month) for Post-Closure

Geodomain	Kinetic Test Used	Hardness (CaCO ₃)	Sulphate	Nitrate-N ^b	Nitrite-N ^b	Total Ammonia-N ^b	P	F	Cl	Al	Sb	As	Cd	Cu	Fe	Pb	Mn	Ni	Ag	Se	U	Zn	Alkalinity	Ca	Mg
AK RHYv/AK RHYc	C-1 (75%), C-5 (25%)	21,453	10,402	0	0	0	2.1	10	982	4	0.10	0.04	0.004	0.10	1.1	0.016	4	0.021	0.004	0.25	1.6	0.4	14,361	4,913	2,229
MU PY RHY	C-3 (75%), C-7 (25%)	16,033	10,801	0	0	0	2.1	9	1,276	4	2.3	0.6	1.0	2.8	8	7	64	2.0	0.0027	1.6	6	92	7,521	4,307	1,276
CARB MDS/RHY	C-4 (75%), C-7 (25%)	7,560	6,565	0	0	0	0.7	2.4	364	0.7	0.5	0.20	0.3	0.9	2.8	2.4	24	0.8	0.0008	1.0	0.27	32	1,929	1,846	715
PY AK RHYv/PY AK RHYc	C-5 (90%), C-7 (10%)	26,553	20,026	0	0	0	2.1	7	1,197	2.9	0.3	0.23	0.4	1.2	4	2.9	34	0.8	0.0028	0.9	0.8	37	9,478	6,662	2,423
PY CL RHY	C-7	21,373	23,136	0	0	0	2.1	10	843	4	0.8	2.2	4	11	31	28	222	8	0.0026	4	0.9	361	638	5,217	2,027
MDS	C-9	44,065	32,466	0	0	0	2.3	20	3,139	2.6	0.4	0.9	0.007	0.17	0.5	0.04	1.2	1.1	0.003	0.5	4	0.7	13,341	11,857	3,510
CA CL MAF	FB-4	10,777	2,617	0	0	0	0	15	0	5	7	8	0.006	0.12	0.21	0.010	1.2	0.4	0.0010	0.26	2.1	0.26	9,729	2,812	908
Massive Pyrite	HC II-22 ^a	24,416	85,702	N/A	N/A	N/A	27	N/A	N/A	4	N/A	N/A	11	27	18,508	N/A	5,225	19	N/A	N/A	N/A	220	N/A	2,393	8,472

^a Cominco (1996) humidity cell test with massive pyrite; relatively poor detection limits for some analytes measured in the Cominco HCII-22 humidity cell leachate prevented the calculation of loading rates for some parameters

^b Nitrogen not anticipated to runoff from pit wall materials in significant concentrations in the long term

6.3.1.5 ABM Pit Wall Rock Submergence

It is anticipated that surface runoff will travel along preferential flow paths resulting in incomplete flushing of weathering products from the pit wall rocks into ABM Lake. Upon submergence of the pit wall, the unflushed weathering products will be flushed from poorly drained portions of pit wall that were not contacted by runoff water. The same source terms used in the preceding Pit Wall Runoff section were adapted to calculate the total load that could be expected to accumulate throughout the time since the pit wall was exposed during mining to when the Pit Lake elevation submerged the pit wall. The load that is released upon submergence of pit wall area was calculated using the following equation:

$$L_s = R_L * A * t$$

Where:

L_s is the load released when a planar area of pit wall is submerged in ABM Lake (mg);

R_L is the planar area loading rate (mg/m²/month);

A is the planar area of a pit wall rock surface (m²); and

t is the time a pit wall planar surface has been exposed.

The load for a planar surface as calculated by the above equation is released when the pit lake water level reaches the elevation of that surface. The model conservatively assumes that the entire load is released to the pit lake at that time step. The exposure time of each pit elevation level was estimated according to the waste production schedule provided by BMC. The higher elevations have longer exposure times than the lower elevations which were mined last. The wall rock exposure time by elevation level is shown in Table 6-13. The total time period exposed that was used in determining the submerged load is the sum of the time exposed during Operations plus the time after Operations until the pit bench level is submerged.

Table 6-13: Exposure Time of ABM Open Pit Wall Rock at the End of Operations (year 10)

Pit Bench Elevations (masl)	Average Wall Rock Exposure Time (years)
1,210-1,280	1
1,280-1,330	2
1,330-1,370	3
1,370-1,380	3.5
1,380-1,390	4
1,390-1,410	5
1,410-1,440	6
1,440-1,460	7
1,460-1,480	8
1,480-1,510	9
1,510-1,520	10
1,520-1,530	11

6.3.2 MASS LOAD OUTFLOWS

6.3.2.1 Groundwater

Due to the hydraulic gradient towards the ABM open pit as it fills, there is not expected to be any groundwater flow out of the pit until the maximum pit volume is reached. After year 26, a relatively small amount of water will discharge from the ABM Lake as groundwater, as predicted by EBA (2016) and provided in Table 6-1. It was assumed that the water quality of the groundwater discharge will reflect the bulk water quality of the pit lake at that time. The mass load out of the pit as groundwater discharge was calculated by multiplying the monthly groundwater outflow volume by the water quality parameter concentrations of the previous month.

6.3.2.2 ABM Lake Surface Flow

Once the ABM Lake reaches its maximum storage volume, water will begin to discharge as surface streamflow, flowing to the wetland treatment system before discharging to Geona Creek. The average daily rate at which the Lake will discharge as surface flow each year was estimated by EBA (2016) and is shown in Table 6-1. The average flow rates were converted to monthly flow volumes by adapting the monthly flow distribution modelled at the KZ-2 (Fault Creek) monitoring station, as shown in Table 6-14.

Similar to the groundwater outflow, it was assumed that the surface outflow water quality from the pit will reflect the bulk water quality of the ABM Lake at that time. Thus, the mass load out of the pit as surface flow was calculated by multiplying the monthly surface flow volume by the water quality parameter concentrations of the previous month.

Table 6-14: Monthly Flow Distribution of Modelled Flow at KZ-2 (Fault Creek) and Adapted Monthly Flow Volumes from the Surface Outflow of the Pit Lake at Year 27

	Fault Creek (m³)	Monthly Distribution	Pit Lake Surface Outflow (m³)
January	18,118	2%	33,192
February	13,302	1%	24,368
March	9,487	1%	17,380
April	80,380	7%	147,254
May	292,362	27%	535,599
June	241,297	22%	442,049
July	126,357	12%	231,482
August	111,313	10%	203,921
September	102,052	9%	186,956
October	45,950	4%	84,179
November	33,324	3%	61,048
December	24,419	2%	44,735
Total	1,098,360	100%	2,012,162

6.3.3 CALCULATION OF ABM LAKE WATER QUALITY

The ABM Lake water quality was calculated by dividing the cumulative mass of a given parameter by the volume of water stored in the pit on a monthly time step. At year 26 the ABM Lake mixing model output concentrations were checked for solubility limits with the PHREEQC geochemical modelling software program created by the United States Geological Survey. The assumptions used in the model are shown in Table 6-15. The pH and P_{CO_2} were based on the average field measured pH and modelled P_{CO_2} in Fault Creek water (KZ-2). Ferrihydrite ($Fe(OH)_3$) was predicted to be oversaturated by PHREEQC. No other phases that might be expected to precipitate in the oxic, circumneutral pH environment of the ABM Lake were oversaturated. The ABM Lake water chemistry was run again in PHREEQC with the iron set to be in equilibrium with ferrihydrite, and the equilibrated iron concentration was used in the ABM Lake outflow water chemistry.

Table 6-15: PHREEQC Assumptions for Pit Lake Model

PHREEQC Input Assumptions	
Database	Minteq.v4
pE	9
pH	7.7
CO ₂	$P_{CO_2} = -3.1$
Equilibrium Phases	Ferrihydrite
Stratification	Assumed no stratification; uniform concentrations and conditions throughout the pit

6.3.3.1 *In Situ Treatment of ABM Lake*

Given the elevated COPI concentrations that are estimated to present in the ABM Lake upon filling, treatment is anticipated to be required in order to maintain water quality in the receiving environment. ABM Lake treatment is anticipated to be amenable to in situ treatment where a soluble source of organic carbon (e.g., alcohol and/or molasses) is added to the lake to stimulate the formation of reducing conditions. This treatment approach has been successfully implemented at numerous pit lakes in the USA to treat the COPIs in ABM Lake [e.g., Sweetwater, WY (Harrington, 2002); Barite Hill, SC (Harrington et al., 2009); Anchor Hill, SD (Harrington et al., 2004)]. Briefly, enough soluble organic carbon will be added to the ABM Lake at the later stages of its filling to stimulate indigenous bacteria to form reducing conditions in the water column. This will result in the consumption of dissolved oxygen, nitrate and nitrite, and the partial conversion of some dissolved sulphate to sulphide. Under such reducing conditions, elements such as selenium and uranium are largely transformed to less soluble forms (e.g., elemental selenium and uraninite phases). Chalcophile elements such as cadmium, zinc, copper, antimony, and lead will precipitate as poorly soluble sulphide minerals. The insoluble phases formed will settle to the lake bottom for long term storage. Reactive iron sulphide minerals will also form during treatment, which will help scavenge some COPIs via co-precipitation and also act as a redox buffer to maintain the reduced COPIs in their stable precipitated forms in the lake sediment.

Such in situ treatment has been documented to remove 99% of nitrate and nitrite, 90% of chalcophile trace elements (e.g., cadmium, zinc, antimony, copper, and lead), ammonia, and selenium, and 50% to 90% for uranium, nickel and phosphorus (the latter through microbial consumption). In order to remain conservative, lower removal percentages were used to determine the final ABM Lake COPI concentrations that were estimated to flow into the receiving environment upon discharge (Table 6-16).

Table 6-16: Percent Reduction of Parameters Resulting from in situ ABM Lake Treatment

Parameter	In Situ Treatment Reduction (% Removal) ^a
Nitrate-N	90%
Nitrite-N	90%
Ammonia-N	50%
Phosphorus	25%
Antimony	50%
Cadmium	75%
Lead	50%
Nickel	50%
Selenium	50%
Uranium	50%
Zinc	75%

^a All other constituents were set to 0% removal

6.3.4 RESULTS AND DISCUSSION

The results of the ABM Lake water quality model are presented in APPENDIX B. The changes in ABM Lake water quality during filling of the ABM open pit for selected COPs are presented in Figure 6-3 and Figure 6-4. The preliminary water quality objectives (pWQO) developed for the Project (AEG, 2016c) are also presented in these figures to provide a frame of reference only. All parameters show a sharp increase in concentration during the first year of filling as load that accumulated on the pit floor and deepest benches is solubilized. The deeper portions of the ABM open pit have relatively high proportions of Class A and B material, including approximately 80% of the massive sulphide wall rock flooded in the first year, leading to the spike in concentrations observed. Upon further flooding over the subsequent 16 years, the concentrations of cadmium, copper, lead, zinc, antimony, and selenium gradually decline as the submerged pit wall produces negligible further load and the load released from pit wall rock at higher elevations is lower due to the greater proportion of Class C material. Notable exceptions are arsenic and uranium, which show slowly increasing concentrations as the pit fills (Figure 6-4). The arsenic is sourced from the arsenic-leaching CA CL MAF and RHYi geodomains which are distributed throughout the ABM open pit wall. Uranium leaching is observed to varying degrees from all geodomains, leading to the gradual increase in uranium concentration as the pit lake fills.

The average untreated and in situ treated ABM Lake water quality for Year 26, when it is anticipated the water will begin to discharge from the pit to the engineered wetland treatment system, are provided in Table 6-17. These are compared with the pWQO developed for the Project (AEG, 2016c). The untreated ABM Lake water is anticipated to contain elevated concentrations of sulphate, nitrite-N, fluoride, phosphorus, aluminium, antimony, arsenic, cadmium, copper, selenium, uranium, and zinc. Relative to the pWQO, ABM Lake concentrations of antimony, arsenic, cadmium, and uranium showed the highest exceedances, present at levels that were between three and eight times higher than the pWQO. Following in situ treatment, pWQO exceedances were estimated to remain for fluoride, antimony, arsenic and uranium with concentrations between 1.4 and four times greater than their respective pWQO.

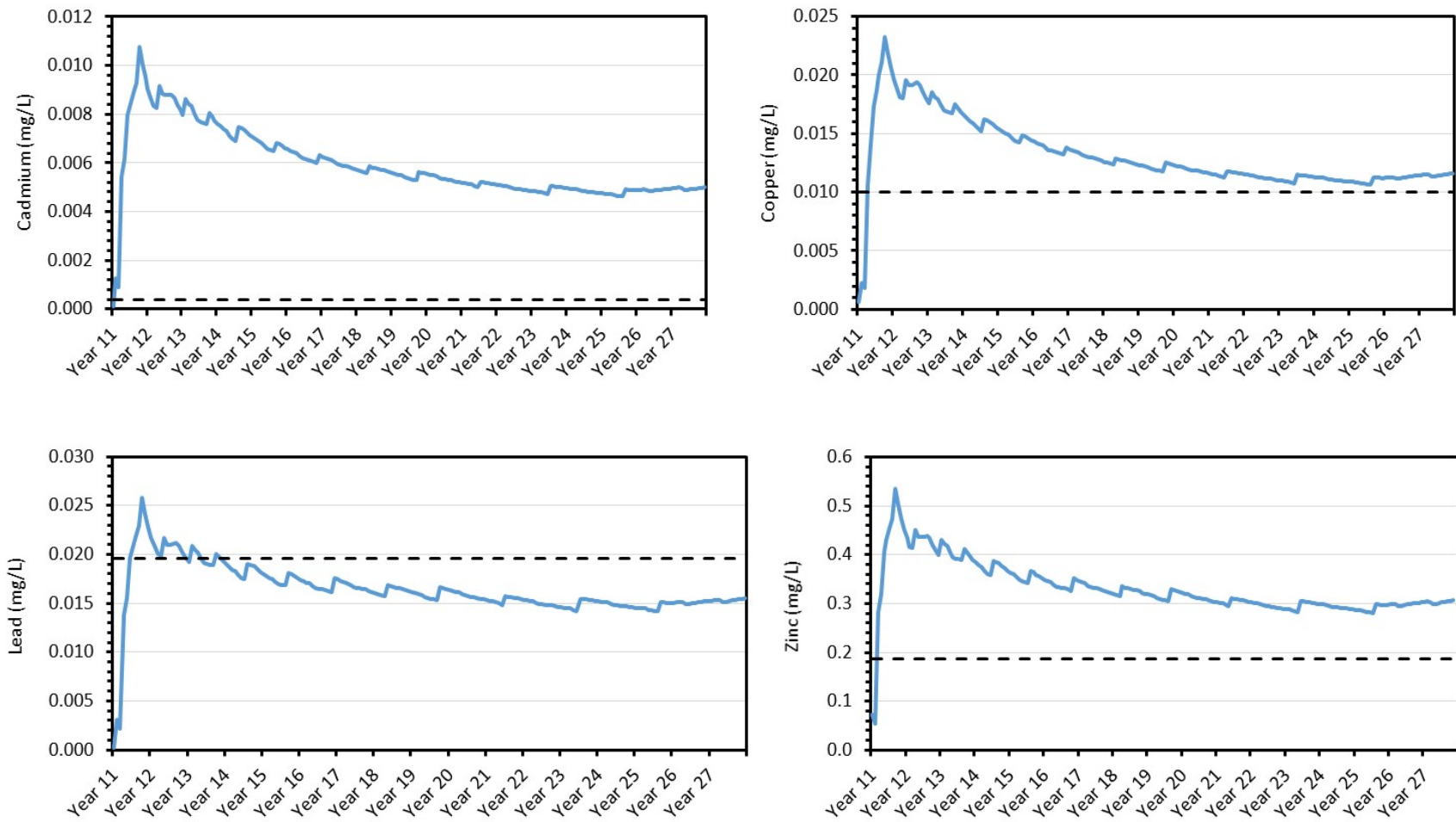


Figure 6-3: Change in Total Cadmium, Copper, Lead, and Zinc Concentrations in ABM Lake as Lake Fills. Dashed Line Denotes pWQO for Reference.

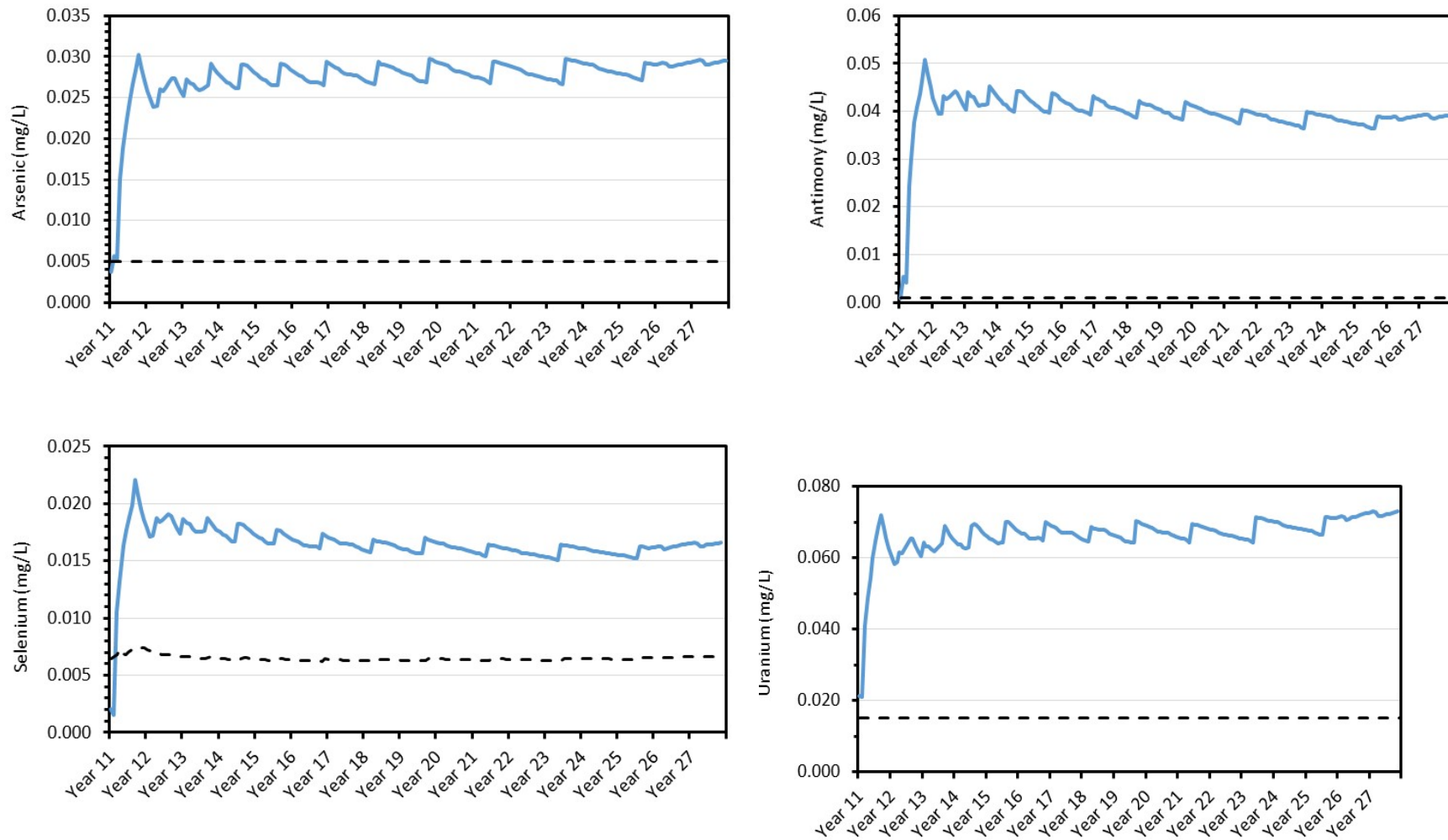


Figure 6-4: Change in Total Arsenic, Antimony, Selenium, and Uranium Concentrations in ABM Lake as Lake Fills. Dashed Line Denotes pWQO for Reference.

Table 6-17: ABM Lake Water Quality Results

Parameter	Units	pWQO	Initial ABM Lake Chemistry (Year 26) Total Concentration ^a	ABM Lake Chemistry After In Situ Treatment (Year 26) ^a
Sulphate	mg/L	429 ^b	302	302
Hardness (as CaCO ₃)	mg/L	Not applicable	573	573
Nitrate-N	mg/L	3	0.19	0.019
Nitrite-N	mg/L	0.2 ^c	0.13	0.013
Ammonia-N	mg/L	1.1 ^d	0.16	0.080
Phosphorus	mg/L	0.035	0.085	0.060
Fluoride	mg/L	0.12	0.23	0.23
Aluminum	mg/L	0.1	0.069	0.069
Antimony	mg/L	0.009	0.025	0.013
Arsenic	mg/L	0.005	0.020	0.020
Cadmium	mg/L	0.00037 ^b	0.0031	0.00077
Copper	mg/L	0.01 ^b	0.0068	0.0068
Iron	mg/L	0.3	0.00037 ^e	0.84 ^g
Lead	mg/L	0.0196 ^b	0.0141	0.0048
Manganese	mg/L	2.59 ^b	0.58	0.58
Nickel	mg/L	0.15 ^b	0.0133	0.0039
Selenium	mg/L	0.0066 ^f	0.0162	0.0050
Uranium	mg/L	0.015	0.0714	0.023
Zinc	mg/L	0.188 ^b	0.296	0.049

^a Concentrations that exceed the pWQO are highlighted in **bold**

^b Based on ABM Lake hardness subject to the maximum hardness limits outlined in Table 8-7 for each hardness dependent pWQO.

^c Based on chloride concentration >10 mg/L in ABM Lake

^d Ammonia-N pWQO calculated for pH 8 and 10°C

^e Concentrations adjusted following equilibrium with ferrihydrite

^f Site specific water quality objective: When sulphate >60 mg/L: total selenium (mg/L) = (0.1736*[sulphate]^{0.597})/1000

^g The pre-PHREEQC-equilibrated modelled iron concentration was for the in situ treatment setting since some iron solubilization may occur during in situ treatment, but expected to be limited by iron sulphide precipitation

7. MINE SOURCES OF GEOCHEMICAL LOADING TO THE RECEIVING ENVIRONMENT

Loads from mine sources were calculated and used as inputs to the receiving environment water quality prediction model. Mine source loads to the receiving environment are expected to change throughout the different water management phases of the Project. The main change in water management will occur when the Project transitions from active treatment of mine site water to passive treatment of mine site water. This will occur during the Transition Closure phase when the engineered wetland is developed, evaluated, and deemed sufficient to reduce contaminant concentrations in seepage collected from the Class A and Class B Storage Facilities before seepage water meets Geona Creek.

Mine sources of loading to the receiving environment are described in the following sections during the active and passive water management phases.

7.1 CONSTRUCTION, OPERATIONS AND ACTIVE CLOSURE

During Construction, loading to the receiving environment was calculated as: the load from the groundwater dewatering for development of the ABM open pit, less the loss of load from Fault Creek being diverted to South Creek. The quality of water derived from dewatering was determined from baseline groundwater data as described in Section 5.2.1.2.

During Operations, all site water will be managed in the WMP. The estimated monthly concentrations from the WMP water quality model were used as the WMP effluent chemistry to the two WMP discharge points (Section 5.2.4).

In addition to the WMP discharge, water from the Class C Storage Facility collection pond and from the Overburden Stockpile collection pond will also provide load to the receiving environment since water from these facilities is diverted past the WMP into Geona Creek at KZ-9. The loads from the Class C Storage Facility and Overburden Stockpile are discussed in Sections 3.2.1 and 3.2.2 respectively. The estimated median concentrations of COPI in the Class C Storage Facility drainage derived from the model are presented in Table 7-1 for the mean precipitation and 1/10 dry year scenarios; the 1/50 wet year has not been presented, however, the associated higher dilution due to larger precipitation volumes for this scenario would result in lower concentrations than those listed in Table 7-1.

In the Active Closure phase, the WTP will remain operational and treat water from the Class A and B Storage Facility collection ponds, as required. Covers will be constructed on the Class A, B and C Facilities. The completed covers will be designed to decrease infiltration of precipitation and surface water runoff, and thus, seepage load from the Class A, B and C Facilities by 98%, 75% and 10%, respectively (AEG, 2017b). Dewatering of the ABM open pit will cease and less water will be discharged from the Project relative to during Operations. During this phase, the load to the receiving environment from the site was continued to be calculated using the conservative WMP effluent chemistry, albeit at lower volumes due to the cessation of pit dewatering. Seepage from the Class C Storage Facility will continue to be a load source during Active Closure. The Overburden Stockpile will be decommissioned during Active Closure and was therefore not modelled as a load source.

Table 7-1: Estimated Median Class C Storage Facility Drainage Chemistry (mg/L)

Dissolved Constituent	Year 10		Year 15	
	Mean Precipitation	1/10 Dry Year	Mean Precipitation	1/10 Dry Year
Sulphate	86	113	52	67
Fluoride	0.29	0.38	0.16	0.21
Aluminum	0.14	0.19	0.063	0.082
Arsenic	0.0014	0.0019	0.0012	0.0015
Cadmium	0.000058	0.000076	0.000045	0.000059
Copper	0.00089	0.0012	0.00041	0.00053
Iron	0.00041	0.00041	0.00041	0.00041
Manganese	0.073	0.081	0.069	0.075
Nickel	0.0013	0.0017	0.00087	0.0011
Lead	0.00031	0.00040	0.00017	0.00022
Antimony	0.0060	0.0079	0.0021	0.0028
Selenium	0.0030	0.0039	0.0016	0.0021
Uranium	0.030	0.039	0.016	0.020
Zinc	0.0041	0.0054	0.0041	0.0053

7.2 TRANSITION AND POST-CLOSURE

Throughout the Transition Closure phase, engineered wetlands will be constructed to treat seepage from the Class A and B Facilities, and the ABM Lake water once the maximum pit water elevation (1,380 masl) is reached and outflow occurs. Once the treatment performance of the wetland has been deemed sufficient, the wetland will, in essence, replace the WTP and outflow from the wetland will discharge to Geona Creek. At this point the source load to the receiving environment will be calculated as the combined Class A and B Storage Facility water and ABM Lake surface flow loads reduced by a treatment factor that is dictated by the treatment performance of the engineered wetland. The Class C Facility seepage will continue to be a load source through Transition and Post-Closure phases. The loads from the Class A and B Storage Facilities to the wetland and the Class C Storage Facility to the receiving environment were assumed to be reduced by the covers installed on those facilities. The loads from the Class A, B and C Storage Facility seepage were assumed to be reduced by 98%, 75% and 10%, respectively, during the Transition and Post-Closure phases (AEG, 2017b).

During Transition Closure, the WTP was modelled to be in use for September and October of each year for the 1/10 dry year scenario in order to address slight selenium exceedances for these months in Geona Creek (0.0024 and 0.0021 mg/L, respectively). The WTP was modelled to remove 50% of the selenium from the drainage collected from the Class A and Class B Storage facilities during these two months in order to meet the selenium water quality objective in the receiving environment.

7.3 MODEL CONSERVATISM

In general, water quality models are developed from field and laboratory datasets that attempt to capture the range of conditions that may be expected during the period of time over which predictions are made. Given the limitations of these datasets (i.e., sampling size, temporal range), numerous assumptions are required in order estimate water quality on larger spatial scales and longer temporal extents. In the interest of caution, relatively conservative estimates are preferred, which results in a water quality model that generates COPI concentrations that will likely be higher than the actual levels in the receiving environment.

The conservative assumptions built into the water quality model include:

- Relative conservative conversion factors for particle size and contact water used to scale the laboratory ARD/ML data to field conditions;
- The use of average release rates from laboratory kinetic experiments to develop source terms for constituent release from waste rock and tailings during the Operations and Active Closure phases of the Project;
- The use of 75th percentile release rates from laboratory waste rock kinetic experiments to develop source terms for constituent release from the ABM open pit wall rock;

- Wet and dry year scenarios (in addition to the mean) were also modelled to assess the sensitivity of COPI concentrations to hydrologic variations and the most conservative of these scenarios (i.e., that returned the highest COPI concentrations) were evaluated against the pWQOs; and
- Retaining moderate estimates of COPI removal from in situ treatment of the ABM Lake lends conservatism to the Post-Closure water quality forecasts.

8. RECEIVING WATER QUALITY MODEL

8.1 WATER QUALITY PREDICTION LOCATIONS

All loads from mine components are anticipated to report to Finlayson Creek via the WMP discharge pipe or via Geona Creek. Water quality predictions were made at the following locations (presented in Figure 5-1):

- Geona Creek (KZ-37): located downstream of the discharge from the WMP at KZ-9, approximately 50 m downstream from the confluence with the un-named tributary to Geona Creek (KZ-18);
- Upper Finlayson Creek (KZ-15): at an existing water quality/quantity station (KZ-15) that is downstream of the confluence with Geona Creek and the LWMP discharge to Finlayson Creek; and
- Lower Finlayson Creek (KZ-26): at an existing water quality monitoring station near the Robert Campbell Highway.

Water quality predictions were also made at an existing water quality monitoring station on South Creek (KZ-13) to assess the potential effect of Fault Creek and south diversion water on the South Creek catchment during Construction and Operations.

8.2 BASELINE STREAMFLOW

Monthly baseline stream flow rates for the water quality prediction locations were calculated by AEG (2017d) for three precipitation scenarios: mean precipitation, 1/10 dry year, and 1/50 wet year. The modelled total monthly volumes at the three prediction locations are provided in Table 8-1.

Table 8-1: Monthly Baseline Modelled Stream Volumes at Water Quality Prediction Locations (m³)

	Geona Creek (KZ-37)			Upper Finlayson Creek (KZ-15)			Lower Finlayson Creek (KZ-26)		
	1/10 Dry	Mean	1/50 Wet	1/10 Dry	Mean	1/50 Wet	1/10 Dry	Mean	1/50 Wet
Jan	208,685	208,685	208,685	422,552	422,551	422,552	1,253,165	1,253,174	1,253,165
Feb	146,080	146,080	146,080	295,786	295,786	295,786	902,279	902,285	902,279
Mar	102,256	102,256	102,256	207,050	207,050	207,050	649,641	649,645	649,641
Apr	375,347	453,689	618,208	899,417	1,094,884	1,505,365	2,073,568	2,487,878	3,357,919
May	1,341,451	1,680,174	2,391,493	3,334,148	4,185,685	5,973,914	7,811,044	9,769,365	13,881,831
Jun	1,458,747	1,889,112	3,113,240	3,139,386	4,146,983	9,242,766	9,129,208	12,366,166	26,673,554
Jul	732,807	1,126,461	3,053,527	1,614,531	2,998,266	6,269,848	4,462,058	9,570,152	27,137,731
Aug	692,184	986,656	1,379,015	1,399,316	2,055,756	3,282,253	3,321,914	5,678,805	7,097,004
Sep	664,010	966,698	1,705,909	1,291,819	1,967,562	3,915,869	2,743,022	5,147,185	10,728,356
Oct	608,412	608,412	608,412	1,231,929	1,231,927	1,231,929	3,357,460	3,357,483	3,357,460
Nov	425,889	425,889	425,889	862,350	862,349	862,350	2,417,372	2,417,388	2,417,372
Dec	298,122	298,122	298,122	603,645	603,644	603,645	1,740,508	1,740,519	1,740,508
Total	7,053,990	8,892,235	14,050,836	15,301,929	20,072,441	33,813,327	39,861,239	55,340,045	99,196,820

8.3 BASELINE WATER QUALITY

Water quality data present by AEG (2016b) were used to establish the baseline water quality at the prediction locations. The median total concentrations for each month from the existing monitoring stations KZ-15 and KZ-26 were used for the Upper and Lower Finlayson Creek locations, respectively. There is currently no monitoring station established at the Geona Creek water quality prediction location (i.e., site KZ-37 has not been established). The water quality was instead estimated using median monthly baseline water quality and flows at KZ-9 (only 115 m upstream from KZ-37 on Geona Creek) and KZ-18 (tributary 105 m upstream of the prediction location). To estimate the baseline water quality at KZ-37, the loads of the parameters of interest at KZ-9 and KZ-18 were calculated, then summed and divided by the monthly volume at the prediction location according to the following equation:

$$C_{GCI} = (C_{KZ-9i} \times V_{KZ-9i} + C_{KZ-18i} \times V_{KZ-18i}) / V_{GCI}$$

Where:

C_{GCI} is the median concentration of a parameter (i.e. hardness or COPI included in the model) at the Geona Creek prediction location in month i ;

C_{KZ-9i} is the median concentration of a parameter at KZ-9 in month i ;

V_{KZ-9i} is the modelled mean streamflow volume at KZ-9 in month i ;

C_{KZ-18i} is the median concentration of a parameter at KZ-18 in month i ;

V_{KZ-18i} is the modelled mean streamflow volume at KZ-18 in month i ; and

V_{GCI} is the modelled mean streamflow volume at the Geona Creek prediction location in month i .

The median monthly water quality for select modelled parameters at Geona Creek (KZ-37), Upper Finlayson Creek (KZ-15), Lower Finlayson Creek (KZ-26) and South Creek (KZ-13) are presented in Table 8-2, Table 8-3, Table 8-4, and Table 8-5, respectively.

Table 8-2: Estimated Total Constituent Concentrations at Geona Creek (KZ-37)

	Hardness (from total)	Sulphate	Nitrate- N	Nitrite- N	Ammonia -N	P	F	Cl	Cyanide, total	Cyanide, Weak Acid Dissociabl e	Al	Sb	As	Cd	Cu	Fe	Pb	Mn	Ni	Ag	Se	U	Zn	Dissolve d Organic Carbon
	mg/L	mg/L	mg/L	mg/L	mg/L	mg/L	mg/L	mg/L	mg/L	mg/L	mg/L	mg/L	mg/L	mg/L	mg/L	mg/L	mg/L	mg/L	mg/L	mg/L	mg/L	mg/L	mg/L	mg/L
January	227	34	0.19	0.0013	0.029	0.0057	0.085	1.00	0.00058	0.00066	0.0096	0.000025	0.00040	0.000063	0.00025	1.2	0.000047	0.10	0.00048	0.0000032	0.0013	0.0018	0.014	1.1
February	211	33	0.18	0.0013	0.015	0.0053	0.081	0.89	0.00033	0.00033	0.018	0.000030	0.00060	0.000071	0.00034	1.4	0.00015	0.11	0.00051	0.0000032	0.0012	0.0018	0.013	0.65
March	283	48	0.54	0.0015	0.0046	0.0047	0.075	0.76	0.00039	0.00039	0.0055	0.000025	0.00019	0.000046	0.000111	0.6796	0.000035	0.0028	0.00018	0.0000037	0.0033	0.0035	0.0020	0.71
April	115	12	0.09	0.0013	0.010	0.0013	0.040	0.42	0.00029	0.00022	0.006	0.000015	0.00036	0.000027	0.00015	0.15	0.00016	0.046	0.00033	0.0000020	0.0006	0.0032	0.0048	1.3
May	150	20	0.071	0.0016	0.019	0.0105	0.078	1.20	0.00079	0.00038	0.18	0.000059	0.00067	0.000081	0.0018	0.66	0.00068	0.056	0.00094	0.0000061	0.00066	0.0034	0.017	4.2
June	108	16	0.028	0.0011	0.0048	0.010	0.043	0.45	0.00039	0.00039	0.024	0.000035	0.00035	0.000033	0.00064	0.17	0.00034	0.019	0.00036	0.0000047	0.00031	0.0031	0.008	1.3
July	155	25	0.040	0.0013	0.019	0.011	0.058	0.53	0.00034	0.00061	0.026	0.000051	0.00032	0.000060	0.00069	0.21	0.00014	0.031	0.00045	0.0000041	0.00055	0.0024	0.0088	1.7
August	196	28	0.033	0.0028	0.0073	0.014	0.069	0.63	0.00036	0.00036	0.021	0.00017	0.00053	0.000071	0.00063	0.28	0.00022	0.053	0.00065	0.0000059	0.00070	0.0014	0.0080	3.0
September	233	44	0.068	0.0017	0.0065	0.0118	0.085	0.86	0.00093	0.00099	0.042	0.000074	0.00049	0.000123	0.00116	0.41	0.00026	0.041	0.00112	0.0000042	0.0014	0.0019	0.026	3.2
October	243	43	0.21	0.0017	0.022	0.0136	0.088	1.06	0.00041	0.00056	0.037	0.000055	0.00048	0.00014	0.00075	0.61	0.00024	0.066	0.00072	0.0000041	0.0019	0.0020	0.028	2.3
November	193	33	0.17	0.0013	0.017	0.0065	0.077	0.64	0.00035	0.00035	0.018	0.000038	0.00037	0.000079	0.00032	0.85	0.000062	0.069	0.00040	0.0000033	0.0013	0.0016	0.016	2.0
December	216	33	0.19	0.0031	0.023	0.0058	0.074	0.45	0.00037	0.00037	0.022	0.000040	0.00039	0.000075	0.00034	1.01	0.000053	0.080	0.00044	0.0000035	0.0014	0.0019	0.017	2.1

Table 8-3: Baseline Total Constituent Concentrations at Upper Finlayson Creek (KZ-15)

	Hardness (from total)	Sulphate	Nitrate-N	Nitrite-N	Ammonia-N	P	F	Cl	Cyanide, total	Cyanide, Weak Acid Dissociable	Al	Sb	As	Cd	Cu	Fe	Pb	Mn	Ni	Ag	Se	U	Zn	Dissolved Organic Carbon
	mg/L	mg/L	mg/L	mg/L	mg/L	mg/L	mg/L	mg/L	mg/L	mg/L	mg/L	mg/L	mg/L	mg/L	mg/L	mg/L	mg/L	mg/L	mg/L	mg/L	mg/L	mg/L	mg/L	mg/L
January	271	37	0.21	0.0010	0.036	0.0034	0.10	0.82	0.00050	0.00062	0.0031	0.000026	0.00053	0.000049	0.00031	0.086	0.000031	0.047	0.0018	0.0000025	0.0016	0.0050	0.0062	1.7
February	259	37	0.22	0.0010	0.012	0.0028	0.10	0.55	0.00025	0.00025	0.0096	0.000030	0.00079	0.000054	0.00036	0.18	0.000091	0.056	0.0010	0.0000025	0.0014	0.0050	0.0076	0.25
March	266	37	0.22	0.0010	0.0058	0.0056	0.10	0.52	0.00025	0.00050	0.0091	0.000032	0.00056	0.000044	0.00025	0.11	0.000033	0.043	0.00094	0.0000025	0.0014	0.0051	0.0049	0.89
April	255	34	0.16	0.0010	0.0065	0.0021	0.11	0.43	0.00025	0.00025	0.0050	0.000025	0.00037	0.000033	0.00027	0.036	0.000025	0.023	0.00086	0.0000025	0.0012	0.0047	0.0038	1.2
May	105	13	0.042	0.0010	0.0025	0.014	0.074	0.98	0.00054	0.00052	0.058	0.000025	0.00058	0.000029	0.0015	0.24	0.000056	0.034	0.0014	0.0000038	0.00037	0.0013	0.013	3.2
June	120	20	0.01	0.0010	0.0025	0.0032	0.074	0.49	0.00064	0.00053	0.016	0.000029	0.00041	0.000020	0.00070	0.059	0.000056	0.011	0.00044	0.0000050	0.00043	0.0012	0.0029	2.0
July	157	23	0.01	0.0010	0.0025	0.0028	0.070	0.25	0.00050	0.00069	0.0090	0.000034	0.00034	0.000020	0.00043	0.041	0.000023	0.015	0.00048	0.0000025	0.00039	0.0015	0.0021	1.7
August	148	23	0.02	0.0025	0.0060	0.0022	0.058	0.60	0.00050	0.00050	0.010	0.00015	0.00041	0.000022	0.00060	0.063	0.00010	0.018	0.00056	0.0000050	0.00050	0.0016	0.0030	2.8
September	143	24	0.050	0.0010	0.0050	0.0029	0.064	0.70	0.00067	0.00062	0.0090	0.000029	0.00040	0.000030	0.00044	0.058	0.000050	0.015	0.00050	0.0000025	0.00064	0.0014	0.0030	1.8
October	176	31	0.15	0.0010	0.055	0.0056	0.074	0.57	0.00040	0.00055	0.020	0.000029	0.00052	0.000038	0.00042	0.11	0.000064	0.031	0.00048	0.0000025	0.0012	0.0023	0.0049	1.5
November	219	33	0.19	0.0010	0.0089	0.0010	0.093	0.25	0.00025	0.00025	0.010	0.000041	0.00055	0.000048	0.00033	0.11	0.0022	0.047	0.00064	0.000021	0.0013	0.0031	0.0058	1.2
December	224	30	0.19	0.0030	0.010	0.0022	0.078	0.59	0.00025	0.00025	0.010	0.000033	0.00051	0.000038	0.00028	0.076	0.000020	0.026	0.00065	0.0000025	0.0013	0.0036	0.0044	1.6

Table 8-4: Baseline Total Constituent Concentrations at Lower Finlayson Creek (KZ-26)

	Hardness (from total)	Sulphate	Nitrate-N	Nitrite-N	Ammonia-N	P	F	Cl	Cyanide, total	Cyanide, Weak Acid Dissociable	Al	Sb	As	Cd	Cu	Fe	Pb	Mn	Ni	Ag	Se	U	Zn	Dissolved Organic Carbon
	mg/L	mg/L	mg/L	mg/L	mg/L	mg/L	mg/L	mg/L	mg/L	mg/L	mg/L	mg/L	mg/L	mg/L	mg/L	mg/L	mg/L	mg/L	mg/L	mg/L	mg/L	mg/L	mg/L	mg/L
January	284	43	0.20	0.0010	0.0092	0.0028	0.11	0.67	0.00038	0.00025	0.021	0.000069	0.0012	0.000027	0.00071	0.29	0.00022	0.052	0.0011	0.0000025	0.0010	0.0034	0.0022	1.6
February	294	46	0.25	0.0010	0.010	0.0031	0.11	0.75	0.00025	0.00025	0.042	0.000074	0.0019	0.000049	0.0011	0.57	0.00044	0.10	0.0016	0.0000025	0.00087	0.0036	0.0042	1.5
March	376	45	0.27	0.0010	0.039	0.0030	0.11	0.55	0.00025	0.00060	0.0082	0.000060	0.00050	0.000011	0.00034	0.069	0.000021	0.0071	0.00070	0.0000025	0.0013	0.0038	0.00053	1.2
April	302	43	0.20	0.0010	0.0025	0.0032	0.12	0.41	0.00051	0.00050	0.0078	0.000065	0.00065	0.000012	0.00031	0.094	0.000025	0.0050	0.00082	0.0000025	0.00087	0.0034	0.00050	3.3
May	166	23	0.029	0.0010	0.0074	0.015	0.12	1.2	0.00060	0.00056	0.062	0.000078	0.0017	0.000016	0.0012	0.63	0.000038	0.055	0.0018	0.0000038	0.00037	0.0025	0.0028	4.6
June	178	28	0.010	0.0022	0.0086	0.0062	0.11	0.89	0.00050	0.00050	0.10	0.00010	0.00080	0.000031	0.0016	0.29	0.00022	0.015	0.0018	0.000013	0.00043	0.0020	0.0024	4.0
July	213	32	0.017	0.0010	0.013	0.0036	0.11	0.40	0.00050	0.00055	0.013	0.00013	0.0011	0.000015	0.00068	0.13	0.00015	0.010	0.0015	0.0000050	0.00048	0.0021	0.00086	5.4
August	214	30	0.010	0.0025	0.0040	0.0090	0.096	0.60	0.00050	0.00050	0.030	0.00020	0.00051	0.000010	0.00070	0.17	0.00020	0.0084	0.0025	0.0000050	0.00047	0.0021	0.0025	7.1
September	198	31	0.020	0.0018	0.014	0.0049	0.096	0.99	0.00063	0.00067	0.035	0.00010	0.00075	0.000015	0.0010	0.17	0.00013	0.017	0.0017	0.0000038	0.00035	0.0019	0.0023	5.6
October	223	37	0.057	0.0010	0.011	0.0045	0.11	0.66	0.00025	0.00025	0.011	0.000076	0.00093	0.000011	0.00059	0.10	0.000025	0.0076	0.00094	0.0000025	0.00069	0.0027	0.0011	4.1
November	258	41	0.10	0.0010	0.0025	0.0023	0.12	0.25	0.00025	0.00025	0.0054	0.000067	0.00051	0.000010	0.00049	0.043	0.000013	0.0049	0.00074	0.0000025	0.00091	0.0029	0.00077	2.3
December	273	40	0.16	0.0010	0.0084	0.0025	0.10	0.59	0.00051	0.00025	0.00080	0.000064	0.00056	0.0000050	0.00034	0.017	0.0000025	0.0006	0.00067	0.0000025	0.0012	0.0033	0.00028	1.6

Table 8-5: Baseline Total Constituent Concentrations at South Creek (KZ-13)

	Hardness (from total)	Sulphate	Nitrate-N	Nitrite-N	Ammonia-N	P	F	Cl	Cyanide, total	Cyanide, Weak Acid Dissociable	Al	Sb	As	Cd	Cu	Fe	Pb	Mn	Ni	Ag	Se	U	Zn	Dissolved Organic Carbon
	mg/L	mg/L	mg/L	mg/L	mg/L	mg/L	mg/L	mg/L	mg/L	mg/L	mg/L	mg/L	mg/L	mg/L	mg/L	mg/L	mg/L	mg/L	mg/L	mg/L	mg/L	mg/L	mg/L	mg/L
January	89	14	0.15	0.0010	0.0090	0.0026	0.045	0.57	0.00063	0.00072	0.015	0.000010	0.00019	0.000041	0.00035	0.17	0.000042	0.082	0.00036	0.0000025	0.00030	0.00086	0.0039	1.4
February	85	14	0.16	0.0010	0.0066	0.0037	0.047	0.25	0.00025	0.00065	0.023	0.000010	0.00031	0.000043	0.00633	0.36	0.00010	0.12	0.00041	0.0000025	0.00030	0.00073	0.0051	0.25
March	92	15	0.15	0.0010	0.051	0.001	0.045	0.25	0.00025	0.00054	0.014	0.000010	0.00019	0.000027	0.00027	0.22	0.000023	0.095	0.00035	0.0000025	0.00033	0.00078	0.0026	1.3
April	99	14	0.094	0.0010	0.0074	0.0032	0.058	0.72	0.00050	0.00025	0.021	0.000025	0.00015	0.000021	0.00056	0.15	0.00020	0.045	0.00050	0.0000050	0.00024	0.0021	0.0038	3.3
May	48	5.0	0.034	0.0018	0.0063	0.0197	0.038	0.7	0.00053	0.00050	0.44	0.000025	0.00040	0.000040	0.0021	0.085	0.000050	0.079	0.0020	0.0000050	0.00013	0.00062	0.0080	7.1
June	61	10	0.040	0.0010	0.0073	0.0036	0.042	0.64	0.00050	0.00050	0.081	0.000040	0.00025	0.000020	0.00084	0.21	0.00020	0.020	0.00052	0.0000060	0.00014	0.00043	0.0050	3.1
July	71	12	0.020	0.0010	0.010	0.0038	0.043	0.25	0.00050	0.00055	0.036	0.000031	0.00026	0.000028	0.00060	0.12	0.000070	0.038	0.00050	0.0000050	0.00015	0.00059	0.0038	2.9
August	66	10	0.038	0.0025	0.0025	0.003	0.043	0.48	0.00038	0.00050	0.027	0.000024	0.00017	0.000030	0.00085	0.085	0.00010	0.022	0.00050	0.0000050	0.00011	0.00047	0.0046	3.7
September	66	10	0.046	0.0018	0.0047	0.0052	0.045	0.25	0.00061	0.00055	0.030	0.000024	0.00015	0.000025	0.00057	0.080	0.00012	0.017	0.00048	0.0000038	0.00011	0.00052	0.0042	3.6
October	74	14	0.060	0.0010	0.012	0.0043	0.041	0.55	0.00025	0.00025	0.023	0.000029	0.00020	0.000027	0.0012	0.076	0.000053	0.021	0.00068	0.0000025	0.00018	0.00064	0.0037	4.0
November	83	16	0.079	0.0010	0.0025	0.0029	0.044	0.25	0.00057	0.00025	0.035	0.000036	0.00022	0.000041	0.00052	0.10	0.000085	0.038	0.00043	0.0000025	0.00025	0.00080	0.0042	3.7
December	80	13	0.10	0.0030	0.0067	0.0039	0.039	0.25	0.00025	0.00025	0.027	0.000034	0.00023	0.000034	0.00050	0.13	0.000052	0.045	0.00040	0.0000025	0.00030	0.0011	0.0038	3.1

8.4 MASS LOADING SOURCES

Mass loading from both mine components and natural occurring sources were considered for the prediction of water quality in the receiving environment. These mine-related and natural loading sources are discussed in the following sections.

8.4.1 MINE SOURCES

Load sources from the mine site to the receiving environment are expecting to vary throughout the project life as water management phases progress. The mine source loads are described in Section 7.

8.4.2 BACKGROUND LOADING AND CALIBRATION FACTORS

The water quality model for the receiving environment took into account the loading that naturally occurs at the prediction locations without mining source loads. This loading is referred to as “background” load. Background loads are calculated from median total metal concentrations from baseline monitoring data. Mean monthly flow volumes from the Receiving Water Balance Report (AEG, 2017d) were used in background load calculations.

Estimated background loads were calculated as the change in load from one prediction point to a prediction point downstream such that:

$$L_{(BG) b} = [C_b * V_b] - [C_a * V_a]$$

Where:

$L_{(BG) b}$ is the background load of a given parameter at a point b downstream of point a ;

C_b is the median baseline concentration of a given parameter at point b ;

V_b is the predicted flow volume at point b ;

C_a is the median baseline concentration of a given parameter at point a upstream of point b ; and

V_a is the predicted flow volume at point a .

Background loads were estimated for each month and were added as load sources to the applicable modelling prediction stations.

In the case where the change in load was negative (i.e., the load downstream was smaller than upstream), it was assumed that attenuation of this particular parameter is occurring naturally along the flow path. The model assumes that a constant degree of attenuation will occur for a given parameter as the load of that given parameter varies. For the parameters in which a decrease in load was observed between two prediction points, an attenuation factor was calculated such that:

$$A_{a,b} = [C_b * V_b] / [C_a * V_a]$$

Where:

$A_{a,b}$ is the attenuation of a given parameter between point a and point b .

The attenuation factor is applied to the load of a given parameter at the upstream prediction point before it is used as an input to the downstream prediction point, such that:

$$L_{a,b} = L_a * A_{a,b}$$

Where:

$L_{a,b}$ is the load input of a given parameter from point a to point b ; and

L_a is the load of a given parameter calculated at point a .

Specific monthly attenuation factors were estimated for each modelled parameter between applicable model prediction points. An attenuation factor of 1 (i.e., no attenuation) was applied to a parameter if a positive background load was calculated.

8.4.3 WATER MANAGEMENT DIVERSIONS

During Operations, ditches will be constructed to divert surface water runoff to prevent clean water from outside the management area from entering the site and coming into contact with Project components. Diversions will direct flow either south of the site into South Creek or north into Geona Creek. The monthly flow volumes to the receiving environments from these diversions were modelled for the three precipitation scenarios (mean, 1/50 wet year and 1/10 dry year; KP, 2016) and are presented in Table 8-6.

It was assumed that the south diversions will be in place for the Construction (ABM open pit, removal of overburden and dewatering) and Operations phases. It was also assumed that the north diversions will be in place for the Operations through the Transition phase of closure.

Water diverted to the receiving environment was assumed to have water quality similar to the baseline water quality data collected within the vicinity of the Project site. Thus, the load attributed to the diversion water was calculated by multiplying the average of baseline water quality at monitoring stations KZ-2, KZ-6 and KZ-7 for a given month by the flow volume for that month. The baseline water quality data for KZ-2, KZ-6 and KZ-7 are provided in Table 5-5 and the locations of those stations are shown in Figure 5-1.

Table 8-6: Monthly Flow Volumes from North and South Diversions to the Receiving Environment in Mean, 1/50 Wet and 1/10 Dry Year Scenarios (m³).

	Mean Year (m ³)		1/50 Wet Year (m ³)		1/10 Dry Year (m ³)	
	South	North	South	North	South	North
January	20,000	11,000	34,000	18,000	19,000	10,000
February	12,000	7,000	23,000	13,000	13,000	7,000
March	11,000	6,000	21,000	11,000	12,000	6,000
April	23,000	12,000	40,000	22,000	26,000	14,000
May	117,000	64,000	242,000	132,000	176,000	96,000
June	113,000	62,000	158,000	86,000	102,000	56,000
July	123,000	67,000	106,000	57,000	63,000	34,000
August	104,000	57,000	135,000	73,000	76,000	41,000
September	96,000	52,000	148,000	81,000	83,000	45,000
October	66,000	36,000	105,000	57,000	59,000	32,000
November	26,000	14,000	57,000	31,000	32,000	17,000
December	26,000	14,000	45,000	25,000	25,000	14,000
Total	737,000	402,000	1,114,000	606,000	686,000	372,000

8.5 MASS BALANCE AND WATER QUALITY MODELLING EQUATIONS

The concentrations were calculated as the sum of all loads to a prediction point in a given month divided by the total flow volume through a prediction point in that given month as modelled in the Receiving Water Balance (AEG, 2017d):

$$C = \sum L / V$$

Where:

C is the average concentration for a given parameter in a given month;

L is the total mass load input for a given parameter during the given month; and

V is the total volume through a prediction point during the given month.

Mass loading equations specific to each prediction point are presented in the following sections for each phase.

8.5.1 GEONA CREEK (KZ-37)

8.5.1.1 Construction Phase

During the Construction phase, the water quality concentration estimates at Geona Creek (KZ-37) were calculated with the following equation:

$$C_{KZ-37} = (L_{BL\ KZ-37} + L_{DW} - L_{KZ-2}) / V_{KZ-37}$$

Where:

$L_{BL\ KZ-37}$ is the baseline load at KZ-37 as calculated by multiplying the baseline water quality at KZ-37 by the modelled monthly flow volume;

L_{DW} is the load from dewatering overburden for development of the ABM Open Pit calculated by multiplying overburden groundwater quality by the monthly dewatering volume;

L_{KZ-2} is the baseline load at KZ-2 which is being diverted from Geona Creek (i.e., a negative load source), calculated by multiplying the baseline water quality at KZ-2 by the modelled monthly flow volume; and

V_{KZ-37} is the modelled monthly flow volume at KZ-37 during the Construction phase.

8.5.1.2 Operations Phase

During the Operations Phase, the water quality concentration estimates at Geona Creek (KZ-37) were calculated with the following equation:

$$C_{KZ-37} = (L_{WMP\ KZ-37} + L_{N\ Div} + L_{Class\ C} + L_{OB} + L_{KZ-37}) / V_{KZ-37}$$

Where:

$L_{WMP\ KZ-37}$ is the load released to KZ-37 from the WMP;

$L_{N\ Div}$ is the load from the north diversions;

$L_{Class\ C}$ is the load from the Class C Storage Facility collection pond;

L_{OB} is the load from the Overburden Stockpile collection pond;

L_{KZ-37} is the baseline load at KZ-37; and

V_{KZ-37} is the modelled monthly flow volume at KZ-37 during the Operations phase.

8.5.1.3 Active Closure Phase

During the Active Closure Phase, the water quality concentration estimates at Geona Creek (KZ-37) were calculated with the following equation:

$$C_{KZ-37} = (L_{WMP\ KZ-37} + L_{N\ Div} + L_{Class\ C} + L_{OB} + L_{KZ-37}) / V_{KZ-37}$$

Where:

$L_{WMP\ KZ-37}$ is the load released to KZ-37 from the WMP calculated based on a lesser discharge volume as ABM Pit dewatering is no longer occurring;

$L_{N\ Div}$ is the load from the north diversions;

$L_{Class\ C}$ is the load from the Class C Storage Facility collection pond;

L_{OB} is the load from the Overburden Stockpile collection pond (decreasing load as Overburden Stockpile decommissioned);

L_{KZ-37} is the baseline load at KZ-37; and

V_{KZ-37} is the modelled monthly flow volume at KZ-37 during the Active Closure phase.

8.5.1.4 Transition Phase

During the Transition Phase, the water quality concentration estimates at Geona Creek (KZ-37) were calculated with the following equation:

$$C_{KZ-37} = (L_{Wetland} + L_{Class\ C} + L_{KZ-37}) / V_{KZ-37}$$

Where:

$L_{Wetland}$ is the load from the engineered wetland (passively-treated Class A and Class B Storage Facility collection ponds);

$L_{Class\ C}$ is the load from the Class C Storage Facility collection pond;

L_{KZ-37} is the baseline load at KZ-37; and

V_{KZ-37} is the modelled monthly flow volume at KZ-37 during the Transition Closure Phase.

8.5.1.5 Post-Closure Phase

The Post-Closure Phase water quality concentrations at KZ-37 were calculated in a similar way to the Transition Phase. The outflow load from the engineered wetland differs to that of the Transition Closure Phase as input to the wetland includes ABM Lake outflow, and the modelled monthly flow volume is greater due to the additional

predicted ABM Lake outflow. The estimated water quality concentrations at Geona Creek (KZ-37) during the Post-Closure Phase, however, is calculated with the same equation as that which was presented for the Transition Phase in Section 8.5.1.4.

8.5.2 UPPER FINLAYSON CREEK (KZ-15)

8.5.2.1 Construction, Active Closure, Transition and Post-Closure Phases

During Construction, Active Closure, Transition and Post-Closure phases, the water quality concentration estimates at KZ-15 were calculated with the following equation:

$$C_{KZ-15} = (L_{KZ-37} * A_{KZ-37,KZ-15} + L_{(BG) KZ-15}) / V_{KZ-15}$$

Where:

C_{KZ-15} is the concentration of a given parameter at KZ-15;

L_{KZ-37} is the load calculated at KZ-37;

$A_{KZ-37,KZ-15}$ is the attenuation factor between KZ-15 and KZ-37;

$L_{(BG) KZ-15}$ is the background load at KZ-15; and

V_{KZ-15} is the modelled monthly flow volume at KZ-15.

8.5.2.2 Operations

During Operations, WMP effluent will be discharged to Upper Finlayson Creek at KZ-15 as well as to Geona Creek at KZ-37. Therefore, during Operations, the water quality at KZ-15 was calculated with an additional load from the WMP such that:

$$C_{KZ-15} = (L_{KZ-37} * A_{KZ-37,KZ-15} + L_{(BG) KZ-15} + L_{WMP KZ-15}) / V_{KZ-15}$$

Where $L_{WMP KZ-37}$ is the load released to KZ-15 from the WMP.

8.5.3 LOWER FINLAYSON CREEK (KZ-26)

During all phases of the Project, the water quality concentration estimates at KZ-26 were calculated with the following equation:

$$C_{KZ-26} = (L_{KZ-15} * A_{KZ-15,KZ-26} + L_{(BG) KZ-26}) / V_{KZ-26}$$

Where:

C_{KZ-26} is the concentration of a given parameter at KZ-26;

L_{KZ-15} is the load calculated at KZ-15;

$A_{KZ-15,KZ-26}$ is the attenuation factor between KZ-26 and KZ-15;

$L_{(BG) KZ-26}$ is the background load at KZ-26; and

V_{KZ-26} is the modelled monthly flow volume at KZ-26.

8.5.4 SOUTH CREEK (KZ-13)

During the Operations phase, diversions will be constructed to redirect Fault Creek and runoff water from south of the site into the South Creek catchment to limit access of clean surface water flow to the Project site. These diversions will be removed following the Operations phase. Therefore, water quality in South Creek (at KZ-13) was predicted only for the Operations phase to assess the addition of loads from Fault Creek and runoff from south of the project to South Creek. It was assumed that the load sources for each month would be constant from year to year and thus only one general Operations phase was modelled. The estimated water quality concentrations at KZ-13 was calculated according to the following equation:

$$C_{KZ-13} = (L_{KZ-13} + L_{KZ-2} + L_{S Div}) / V_{KZ-13}$$

Where:

C_{KZ-13} is the concentration of a given parameter at KZ-13 on South Creek;

L_{KZ-13} is the baseline load at KZ-13;

L_{KZ-2} is the load from KZ-2;

$L_{S Div}$ is the load from the south diversions; and

V_{KZ-13} is the modelled monthly flow volume at KZ-13.

8.6 WATER QUALITY MODEL RESULTS

8.6.1 PRELIMINARY WATER QUALITY OBJECTIVES

Preliminary water quality objectives (pWQO) have been developed for a range of COPIs associated with the Project (AEG, 2016c). These pWQO have been derived utilising methods outlined by Canadian Council of Ministers of the Environment (CCME) (2003), which is consistent with other permitted mining projects in Yukon. The background concentration procedure (BCP) was used to develop site-specific water quality objectives (SSWQO) for those COPIs for which the 95th percentile concentration at each receiving environment monitoring stations (Geona Creek, Finlayson Creek and South Creek) within the Project study area exceeded the CCME or British Columbia Ministry of Environment (BCMoE) water quality guidelines for protection of aquatic life. This resulted in SSWQOs being

developed for aluminum, cadmium, copper, fluoride, and zinc. Where the 95th percentile was lower than the generic CCME or BCMoE water quality guideline, then the more recent of the two guidelines was used.

A different approach was used to develop the pWQO for selenium. Selenium uptake by primary producers- autotrophic organisms that produce biomass from inorganic compounds- is a significant factor in the accumulation of selenium in higher trophic levels of the freshwater food chain. Sulphate is documented to compete with selenium for uptake by primary producers, and laboratory test work using Finlayson Creek water demonstrated that selenium uptake by two primary producers decreased in the presence of increasing sulphate concentration (Minnow Environmental, 2016). On this basis a sulphate-dependent selenium SSWQO was developed for the Project. At baseline sulphate concentrations of 60 mg/L or less, the SSWQO was set equivalent to the BCMoE guideline (0.002 mg/L), but at higher sulphate concentrations, the selenium SSWQO was calculated using an equation based on the sulphate concentration.

Alternative approaches to the derivation of SSWQO for copper, lead, and zinc were also considered since they are primary COPIs for the Project. Biotic ligand modelling indicated that the time- and resource- intensive water effects ratio procedure (WERP) would be unlikely to produce higher SSWQO for these specific elements. However, elevated concentrations of dissolved organic carbon (DOC) present year-round in the downstream reach of Finlayson Creek (site KZ-26) and throughout the catchment during spring freshet may confer a buffer against these three elements. This should allow the development of a seasonal (i.e., spring), or DOC-threshold based SSWQO using the WERP. A review of the aquatic species that are resident in the Project receiving environment identified several organisms (or surrogate species) that are particularly sensitive to chronic copper, lead, and zinc exposure. As such, the recalculation procedure, which reviews resident species and compares them with the species used in toxicity databases that underpinned the development of CCME and BCMoE water quality guidelines, is unlikely to produce SSWQO that are substantially different from the generic water quality thresholds for these three metals.

The BCMoE and CCME guidelines used to develop the pWQO for parameters that didn't have a SSWQO developed are presented in Table 8-7. The SSWQO for KZK are presented in Table 8-8 which includes aluminum, cadmium, copper, fluoride, and zinc, and the selenium SSWQO equation developed using Finlayson Creek water. The results in the subsequent sections utilise the pWQO provided in Table 8-7 and Table 8-8, but for pWQO parameters that are hardness, sulphate or chloride dependent the modelled concentrations for the dependent parameters were used to calculate the pWQO for that given month's prediction.

Table 8-7: KZK Preliminary Water Quality Objectives Based On CCME and BCMoE Guidelines

Constituent	Generic Guidelines used for Preliminary Water Quality Objectives
Aluminum, Total	0.005 mg/L if pH <6.5; 0.1 mg/L if pH ≥6.5
Ammonia-N	Temperature and pH dependent
Antimony, Total	0.009 mg/L [British Columbia working water quality guideline for antimony (III)]
Arsenic, Total	0.005 mg/L
Cadmium, Total	0.00004 mg/L if hardness (as CaCO ₃) <17 mg/L 10 ^{0.83(log[hardness] - 2.46)} /1000 (mg/L) if hardness ≥17 mg/L and ≤280 mg/L 0.00037 mg/L if hardness >280 mg/L
Copper, Total	0.002 mg/L if hardness ≤50 mg/L; (0.04*(hardness))/1000 (mg/L) if hardness >50 mg/L and <187 mg/L
Cyanide, Total	0.005 mg/L (as free CN)
Cyanide, Weak Acid Dissociable	0.005 mg/L
Fluoride	0.12 mg/L
Iron, Total	0.3 mg/L
Lead, Total	(3.31 + e ^{1.273 ln (hardness) - 4.704})/1000 (mg/L) if hardness >8 mg/L and <360 mg/L
Manganese, Total	0.0044*hardness + 0.605 mg/L if hardness ≥37 mg/L and ≤450 mg/L
Mercury, Total	0.000026 mg/L
Molybdenum, Total	0.073 mg/L
Nickel, Total	0.025 mg/L if hardness (as CaCO ₃) ≤60 mg/L or unknown, (e ^{0.76[ln(hardness)]+1.06})/1000 mg/L if hardness >60 mg/L and ≤180 mg/L, 0.15 mg/L if hardness >180 mg/L
Nitrate-N	3 mg/L
Nitrite-N	0.02 mg/L if chloride <2 mg/L; Guideline increases by 0.02 mg/L increments for every 2 mg/L chloride increase between 2 and 10 mg/L; 0.2 mg/L if chloride >10 mg/L
Selenium, Total	0.002 mg/L or SSWQO equation when sulphate >60 mg/L Total Selenium SSWQO (mg/L) = (0.1736*[sulphate] ^{0.597})/1000
Silver, Total	0.00025 mg/L
Sulphate	128 mg/L if hardness ≤30 mg/L; 218 mg/L if hardness >30 mg/L and ≤75 mg/L; 309 mg/L if hardness >75 mg/L and ≤180 mg/L; 429 mg/L if hardness >180 mg/L and ≤250 mg/L
Thallium, Total	0.0008 mg/L
Uranium, Total	0.015 mg/L
Zinc, Total	0.0075 mg/L if hardness ≤90 mg/L; (7.5 + 0.75*(hardness - 90))/1000 mg/L if hardness >90 mg/L and <330 mg/L
Aluminum, dissolved	e ^{1.6-3.327(pH)+0.402(pH)^2} mg/L if pH <6.5 0.05 mg/L if pH ≥ 6.5
Cadmium, dissolved	(e ^{0.736*ln(hardness)-4.943})/1000 mg/L for hardness between 3.4 and 285 mg/L
Iron, dissolved	0.35 mg/L short term maximum

Table 8-8: KZK Site Specific Water Quality Objectives

Constituent	Site Specific Water Quality Objectives (mg/L)			
	KZ-13	KZ-9	KZ-15	KZ-26
Aluminum, Total	0.58	0.19	-	0.15
Cadmium, Total	-	0.00029	-	-
Copper, Total	0.0048	-	-	-
Iron, Total	-	2.1	-	-
Fluoride	-	-	-	0.133
Selenium, Total	when sulphate >60 mg/L Total Selenium SSWQO (mg/L) = (0.1736*[sulphate]0.597)/1000			
Zinc, Total	0.016	-	-	-

8.6.2 GEONA CREEK

The estimated concentrations for a range of COPIs at site KZ-37 in Geona Creek (as shown on Figure 5-1) over the Construction, Operations, and Closure phases of the Project are presented in Figure 8-1 to Figure 8-6. The estimated concentrations under the mean precipitation scenario are presented in Figure 8-1 to Figure 8-3, and those for the 1/10 dry year precipitation scenario are displayed in Figure 8-4 to Figure 8-6. The 1/50 wet year scenario is not presented here; the COPI trends for the 1/50 wet year scenario are the same as those observed for the mean precipitation and 1/10 dry year scenarios, but the wet year concentrations are lower due to dilution from the higher flow conditions. The full set of results from the receiving environment water quality model for Geona Creek are presented in Appendix C.

During the Construction phase (Years -2 to 1) under the mean precipitation scenario, the COPI concentrations at KZ-37 were estimated to be comparable to, or lower than baseline levels. This is due to the diversion of upstream waters (Fault Creek) and dilution from the pit dewatering, which contributed to the broadly lower modelled concentrations at KZ-37 during Construction. Only fluoride exhibited a pWQO exceedance for March (0.13 mg/L vs pWQO of 0.12 mg/L) due to the low flow modelled for this month, combined with fluoride input from the groundwater dewatering. COPI concentrations at KZ-37 during the Operations phase (Years 1 to 10) were typically higher than the baseline and Construction period levels as the WMP and the Class C Storage Facility contributed load to Geona Creek. The KZ-37 concentrations progressively increased through Years 1 to 10 reflecting the increasing size of the untreated Class C Storage Facility and its associated load. COPI concentrations at KZ-37 were estimated to be lower than their respective water quality objectives.

The covers for the Class A, B, and C Storage Facilities are in place during the Transition Closure phase, which significantly lowers the seepage load contribution from each facility. The lower, long term steady state source terms for Class A, B and C Storage Facility waste rock loading (as described in Section 3.3.6) are invoked at this time, in situ treatment (with the addition of organic carbon to stimulate the formation of reducing conditions; see Section 6.3.3.1) is maintaining lower COPI concentrations in ABM Lake, and the constructed wetland treatment

system is in place. In combination, this results in a significant improvement in water quality at KZ-37 to the extent that no COPIs were estimated to exceed their respective water quality objectives.

The outflow of the ABM Lake in Year 26 at the start of the Post-Closure phase resulted in increases in COPI concentrations at KZ-37; however, no pWQO exceedances were estimated during Post-Closure.

Similar trends were observed for the 1/10 dry year scenario (Figure 8-4 to Figure 8-6), except the modelled concentrations were generally higher due to the lower flow volumes. During Operations fluoride concentrations were estimated to exceed the relevant pWQO (0.12 mg/L) in August through October of Years 6 to 10 (0.121 to 0.131 mg/L). Slight water quality objective exceedances for fluoride were also estimated in May and July for Years 8 to 9 (0.122 to 0.123 mg/L).

Moving into the Transition Closure phase, no COPI concentrations were estimated to exceed their respective water quality objectives; however, active water treatment was retained for September and October of each year for the 1/10 dry year scenario in order to address slight selenium exceedances for these months in Geona Creek (0.0024 and 0.0021 mg/L, respectively). In Post-Closure, only fluoride was estimated to fractionally exceed its pWQO (0.12 mg/L), but only in March of each calendar year (0.125 mg/L; Figure 8-4).

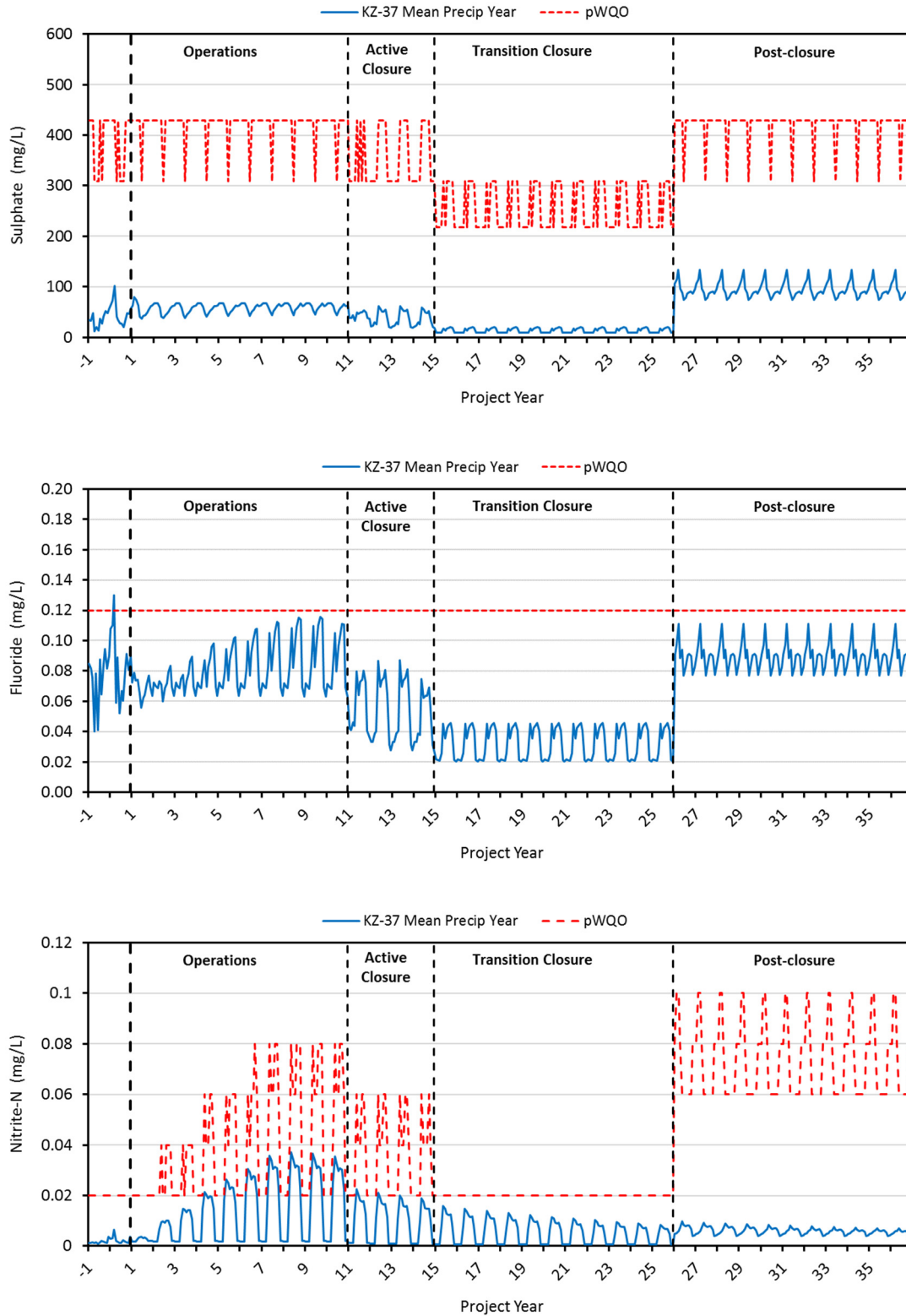


Figure 8-1: Model Estimated Concentrations of Sulphate, Fluoride, and Nitrite-N at site KZ-37 in Geona Creek in the Mean Precipitation Scenario

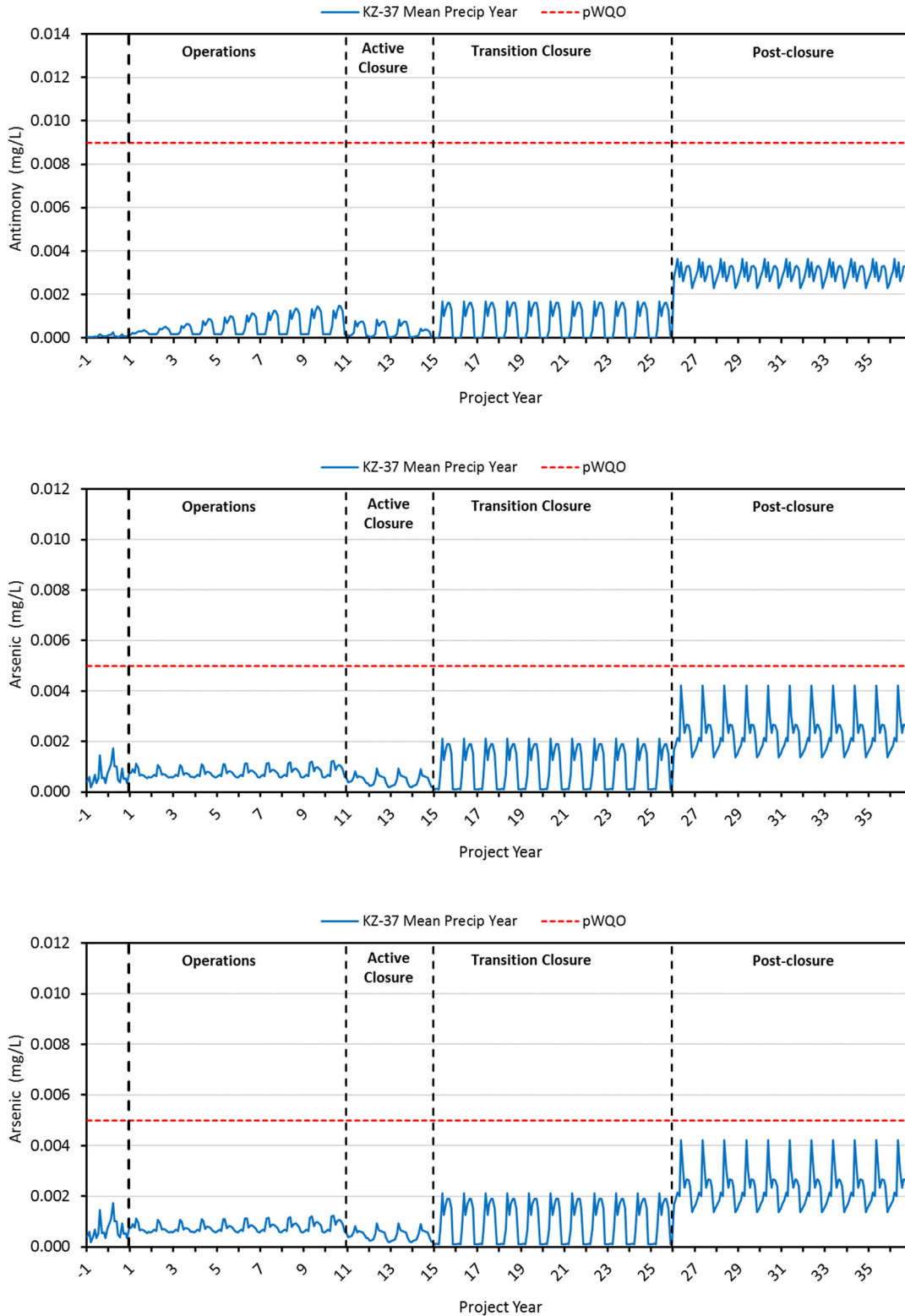


Figure 8-2: Model Estimated Total Concentrations of Antimony, Arsenic, and Selenium at site KZ-37 in Geona Creek in the Mean Precipitation Scenario

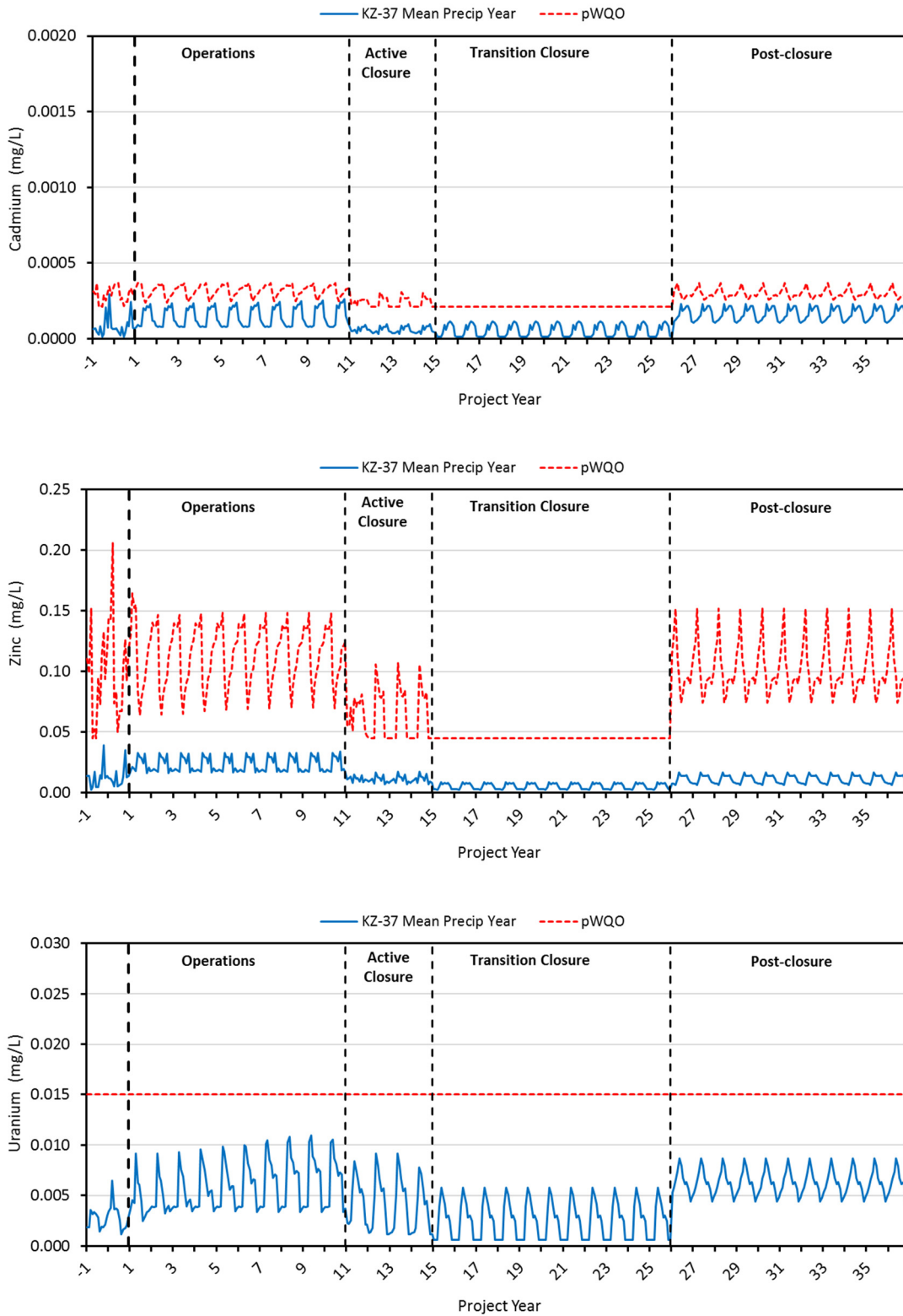


Figure 8-3: Model Estimated Total Concentrations of Cadmium, Zinc, and Uranium at site KZ-37 in Geona Creek in the Mean Precipitation Scenario

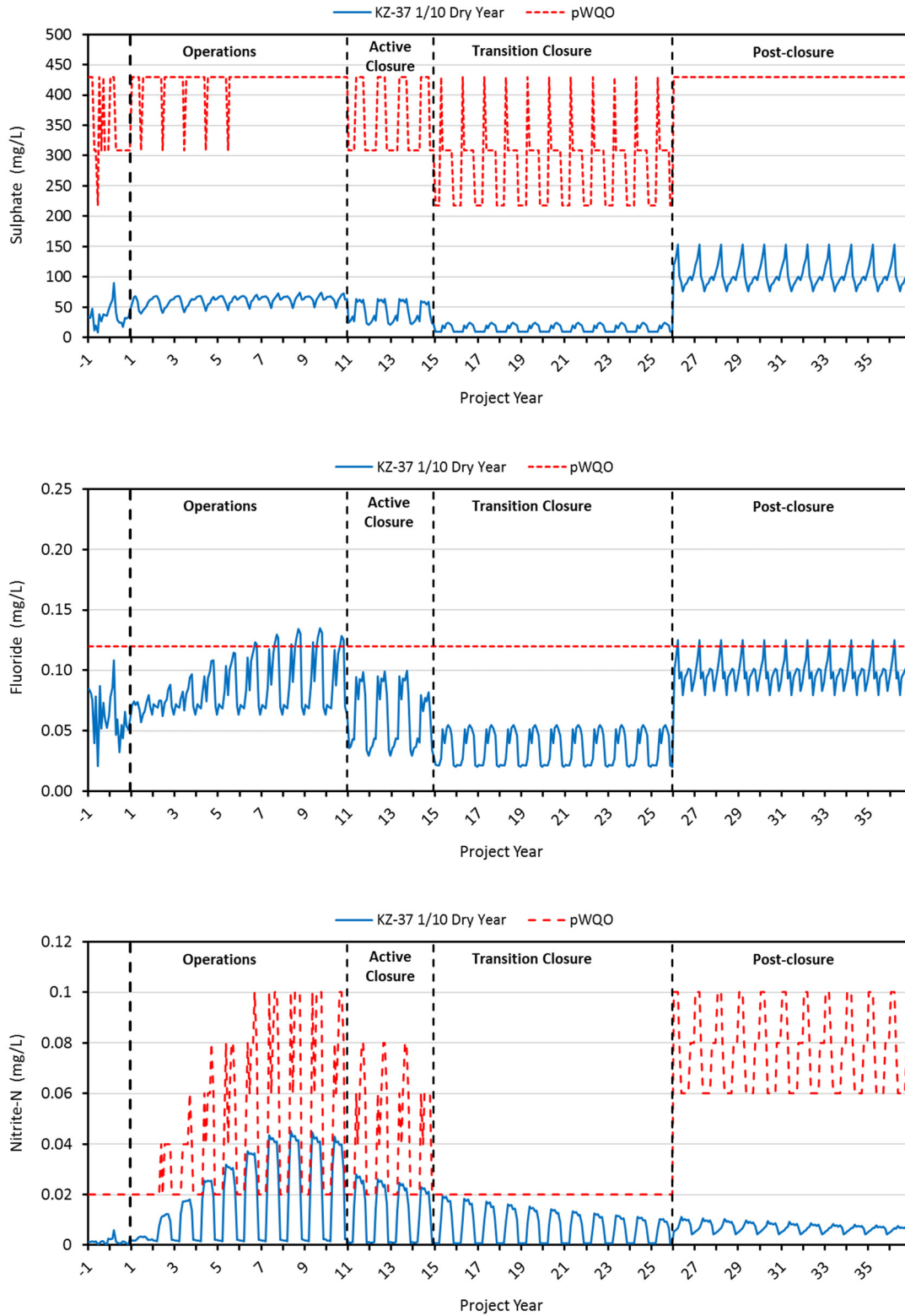


Figure 8-4: Model Estimated Concentrations of Sulphate, Fluoride, and Nitrite-N at site KZ-37 in Geona Creek in the 1/10 Dry Year Scenario

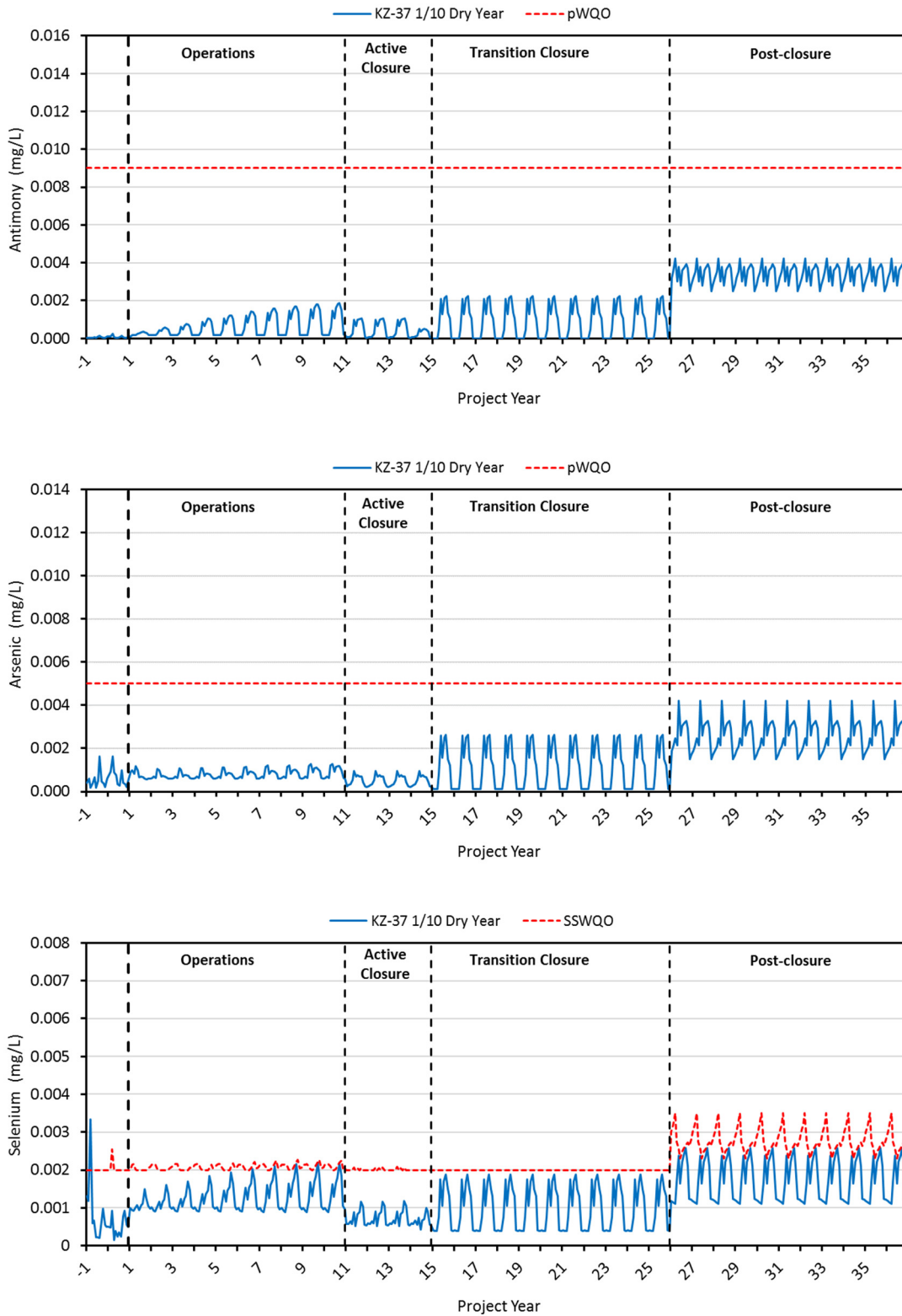


Figure 8-5: Model Estimated Total Concentrations of Antimony, Arsenic, and Selenium at site KZ-37 in Geona Creek in the 1/10 Dry Year Scenario

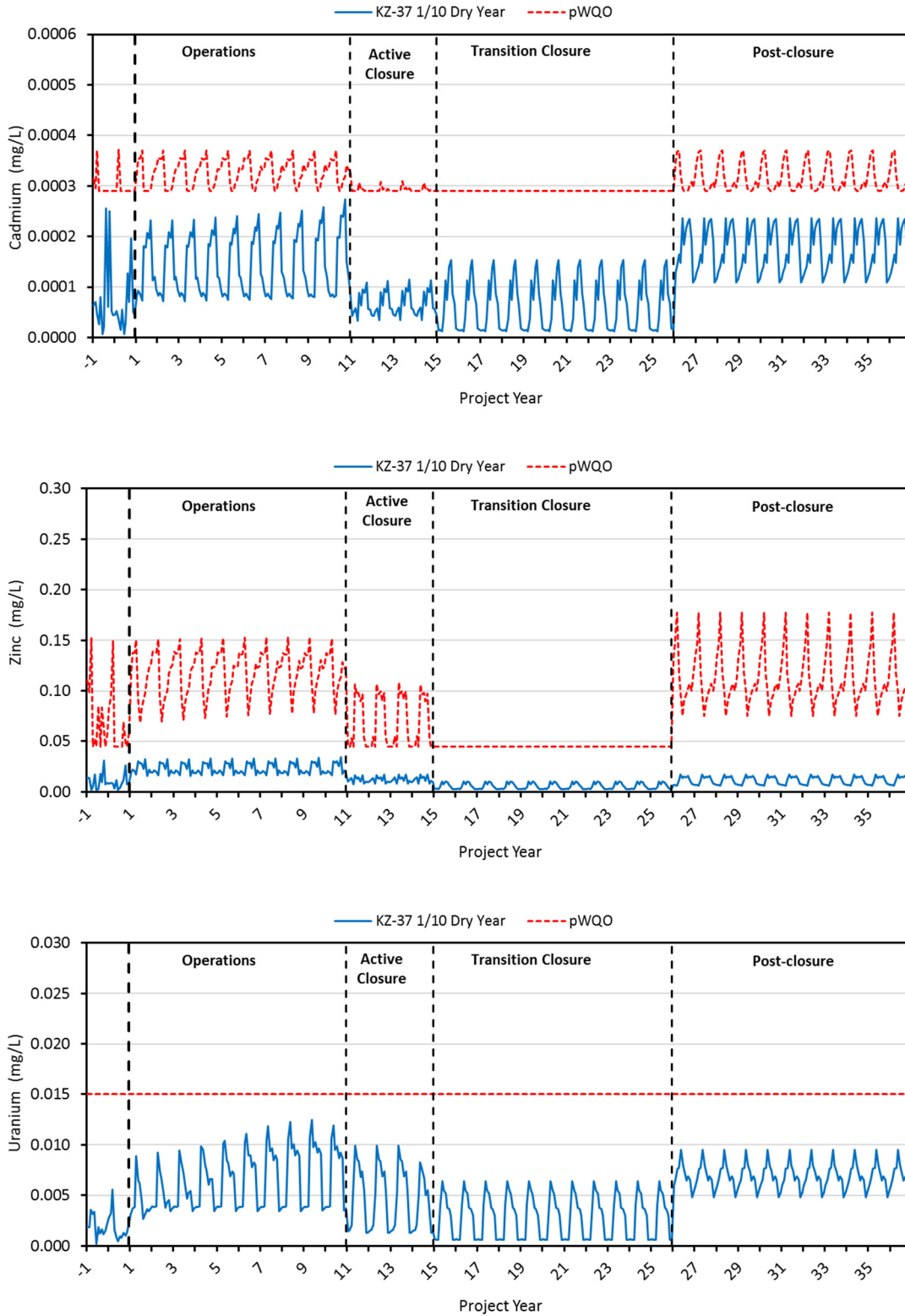


Figure 8-6: Model Estimated Total Concentrations of Cadmium, Zinc, and Uranium at site KZ-37 in Geona Creek in the 1/10 Dry Year Scenario

8.6.3 UPPER FINLAYSON CREEK

The estimated concentrations for a range of COPIs at site KZ-15 in upper Finlayson Creek over the Construction, Operations, and Closure phases of the Project are presented in Figure 8-7 to Figure 8-12. The estimated concentrations under the mean precipitation scenario are presented in Figure 8-7 to Figure 8-9, and those for the 1/10 dry year precipitation scenario are displayed in Figure 8-10 to Figure 8-12. The 1/50 wet year scenario is not presented here; the COPI trends for the 1/50 wet year scenario are the same as those observed for the mean precipitation and 1/10 dry year scenarios, but the wet year concentrations are lower due to dilution from the higher flow conditions. The full set of results from the receiving environment water quality model for upper Finlayson Creek are presented in APPENDIX C.

During the Construction phase (Years -2 to 1) under the mean precipitation scenario, the constituent concentrations at KZ-15 were estimated to be comparable to baseline levels. COPI concentrations at KZ-15 during the Operations phase (Years 1 to 10) were higher than the baseline and Construction period levels as the WMP discharges directly into Finlayson Creek, in addition to the load that both the WMP and Class C Storage Facility contribute to upstream waters of Geona Creek. The estimated KZ-15 concentrations for the majority of COPIs showed a slight progressive increase through Years 1 to 10 reflecting the increasing size of the waste rock storage facilities and their associated load. The increase was most marked for nitrite-N (Figure 8-7). Only fluoride exhibited a water quality objective exceedance for KZ-15 during the Operations phase, but only in April of each year and at concentrations that were only slightly above its pWQO (0.121 to 0.128 mg/L vs 0.12 mg/L pWQO).

The covers for the Class A, B, and C Storage Facilities are in place for the Transition Closure phase, which significantly lowers the seepage load from each facility. The lower, long term steady state source terms for Class A, B and C Storage Facility waste rock loading (as described in Section 3.3.6) are invoked at this time, in situ treatment is maintaining lower COPI concentrations in ABM Lake, and the constructed wetland treatment system is commissioned. Combined, this results in a significant improvement in water quality at KZ-15 such that all the COPI concentrations were estimated to be below their respective pWQO and lower than the levels observed during Operations.

The overspill of the ABM Lake in Year 26 at the start of the Post-Closure phase resulted in increases in COPI concentrations at KZ-15; however, fluoride was the only COPI that was estimated to exceed its pWQO (Figure 8-7). These exceedances were confined to April for fluoride, and were relatively marginal (0.13 mg/L vs pWQO of 0.12 mg/L).

Similar trends were observed for the 1/10 dry year scenario (Figure 8-10 to Figure 8-12), except the modelled concentrations at KZ-15 were higher due to the lower flow volumes. During Operations, fluoride concentrations were estimated to exceed its pWQO (0.12 mg/L) in April of each calendar year, but the exceedances were minimal (0.126 to 0.127 mg/L).

No COPI exceedances were forecast over the Transition Closure phase. During Post-Closure, only fluoride was estimated to return a pWQO exceedance, but only in March and April of each year (0.13 mg/L vs pWQO of 0.12 mg/L; Figure 8-10).

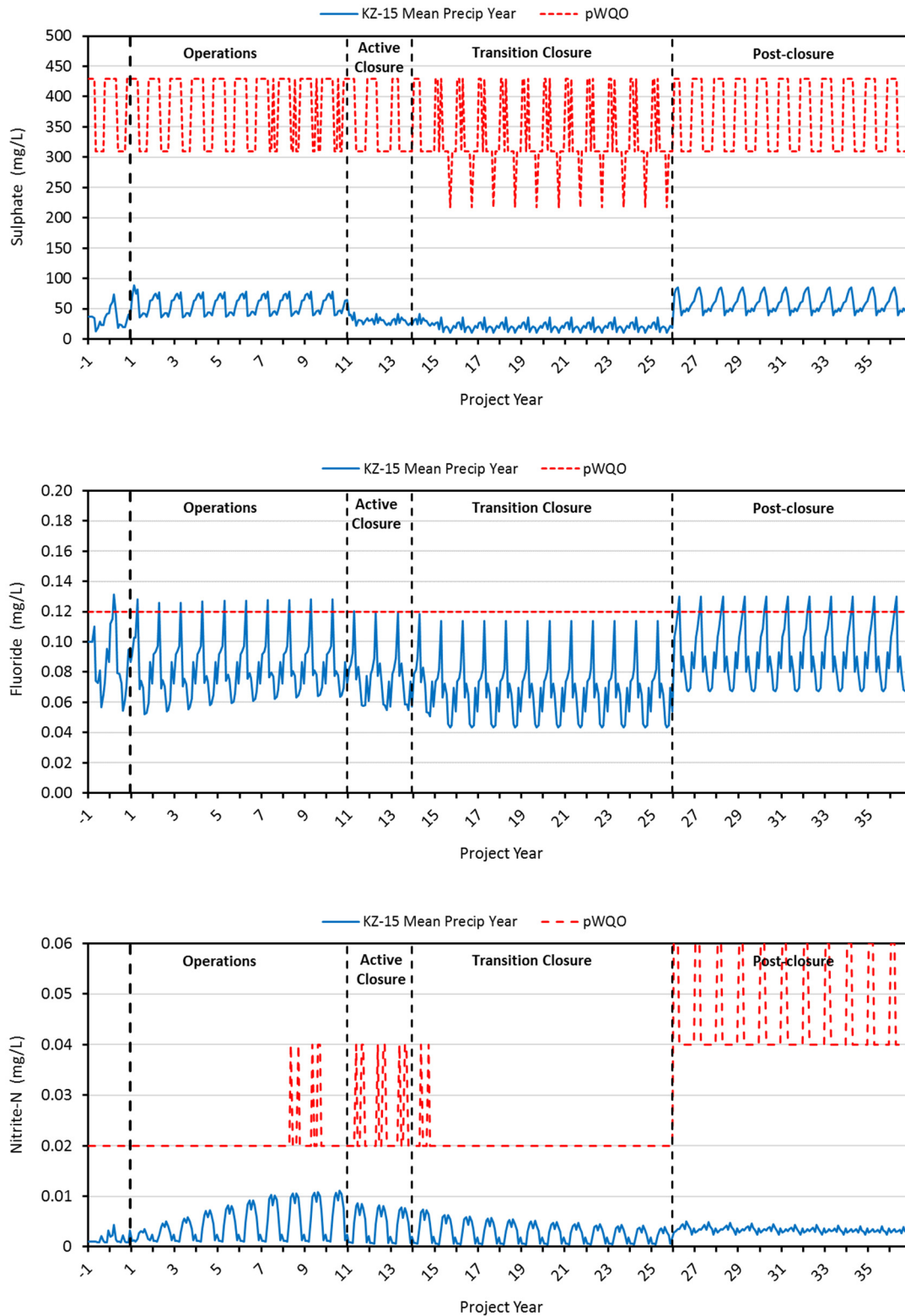


Figure 8-7: Model Estimated Concentrations of Sulphate, Fluoride, and Nitrite-N at site KZ-15 in Upper Finlayson Creek in the Mean Precipitation Scenario

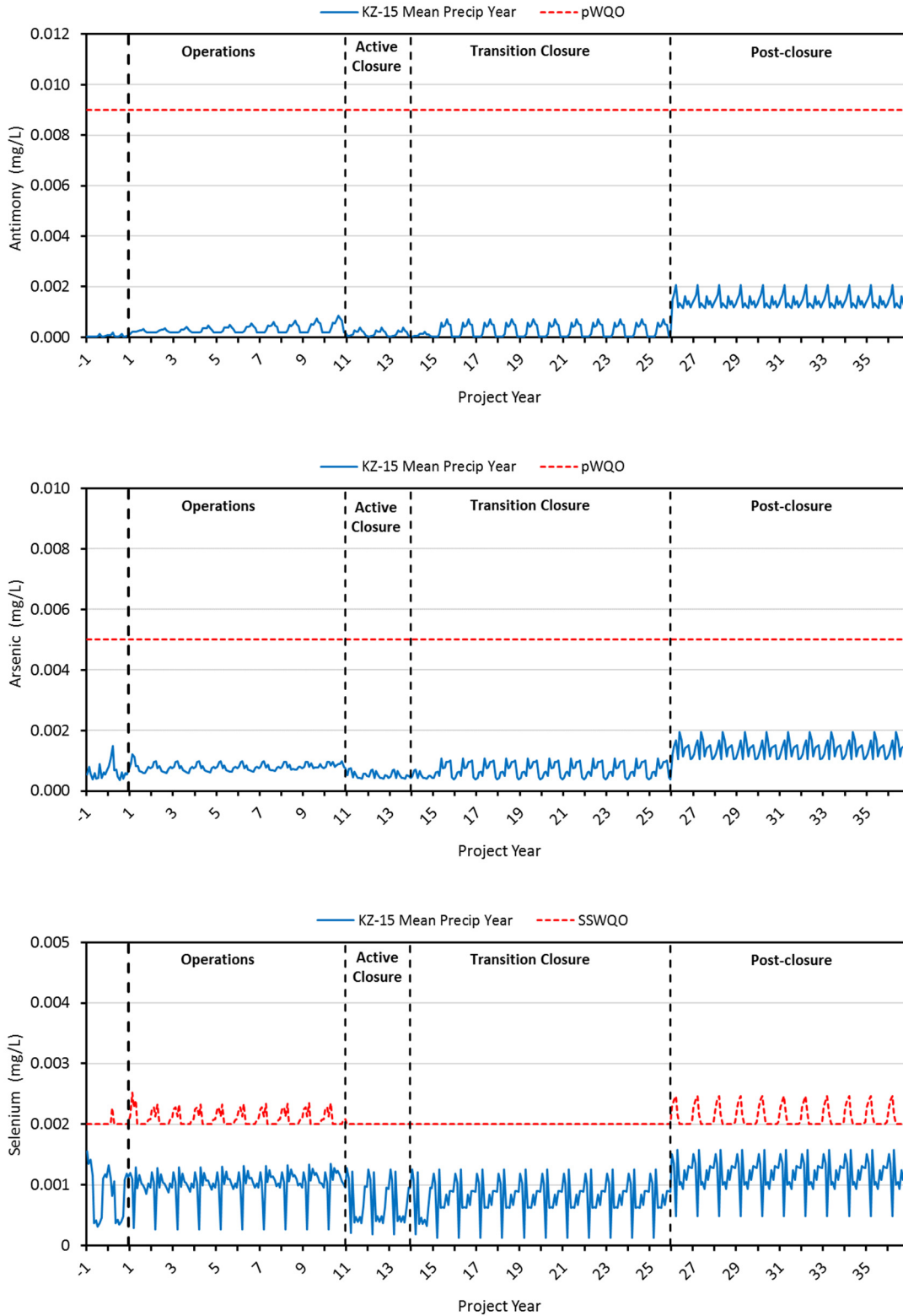


Figure 8-8: Model Estimated Total Concentrations of Antimony, Arsenic, and Selenium at site KZ-15 in Upper Finlayson Creek in the Mean Precipitation Scenario

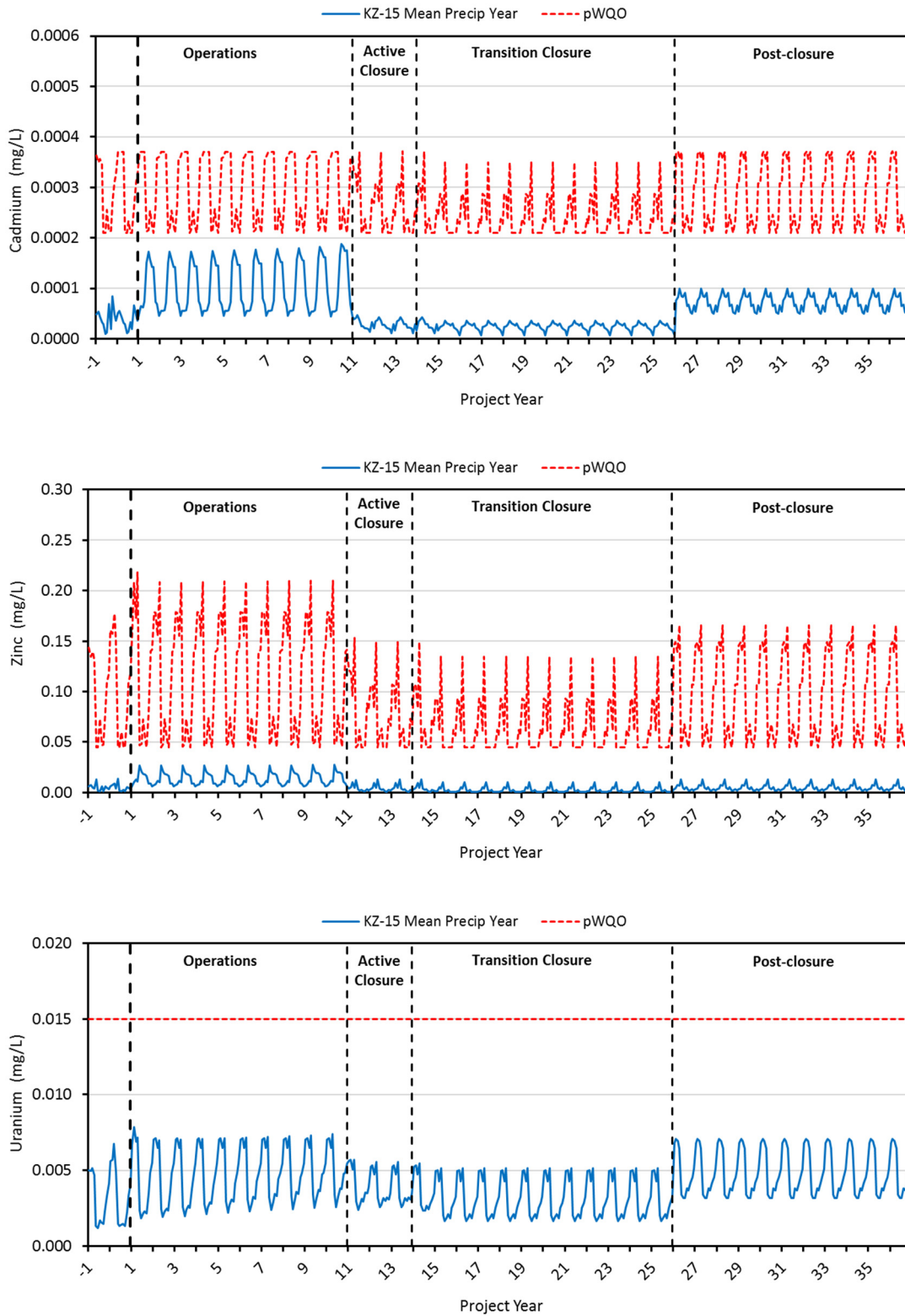


Figure 8-9: Model Estimated Total Concentrations of Cadmium, Zinc, and Uranium at site KZ-15 in Upper Finlayson Creek in the Mean Precipitation Scenario

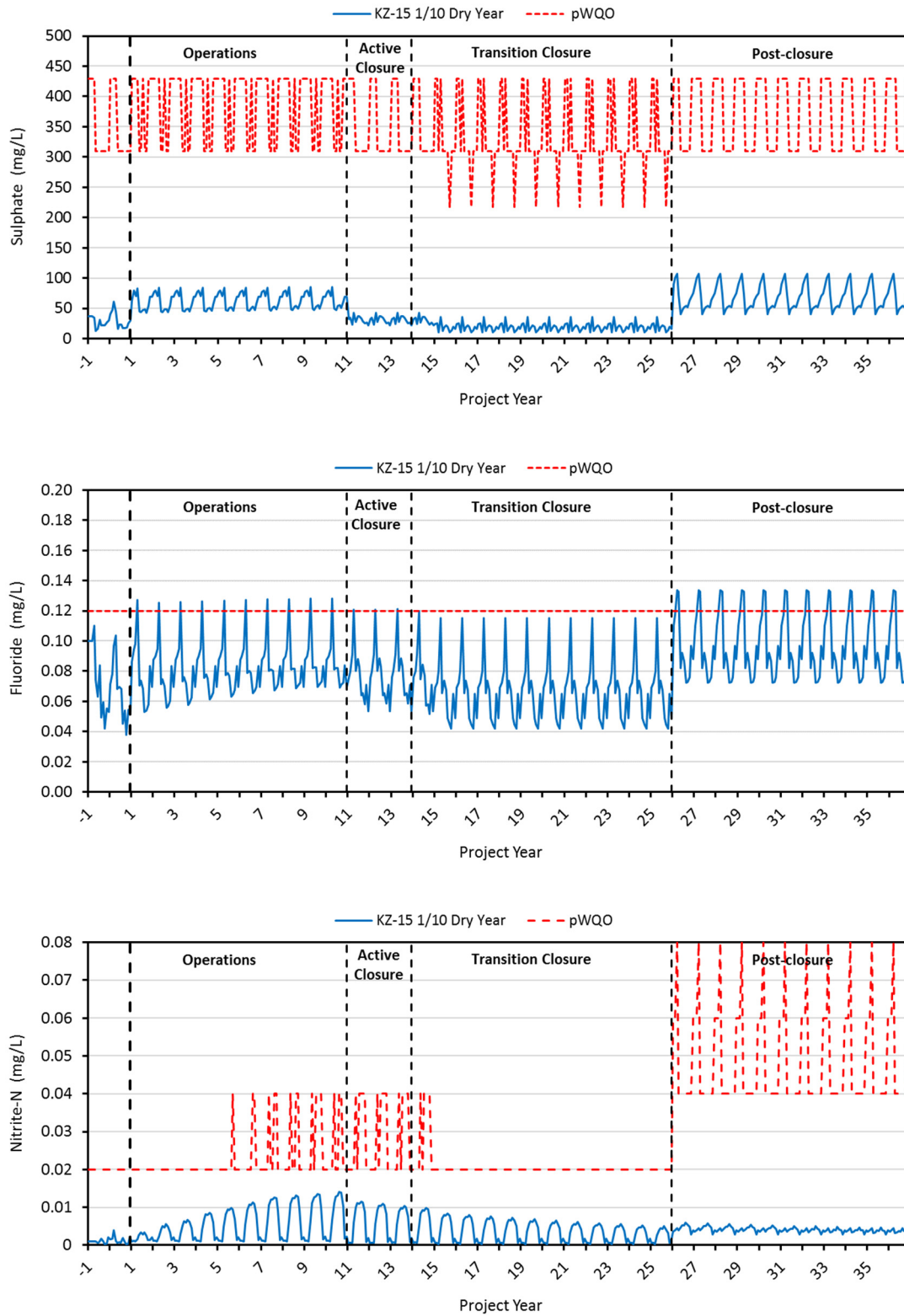


Figure 8-10: Model Estimated Concentrations of Sulphate, Fluoride, and Nitrite-N at site KZ-15 in Upper Finlayson Creek in the 1/10 Dry Year Scenario

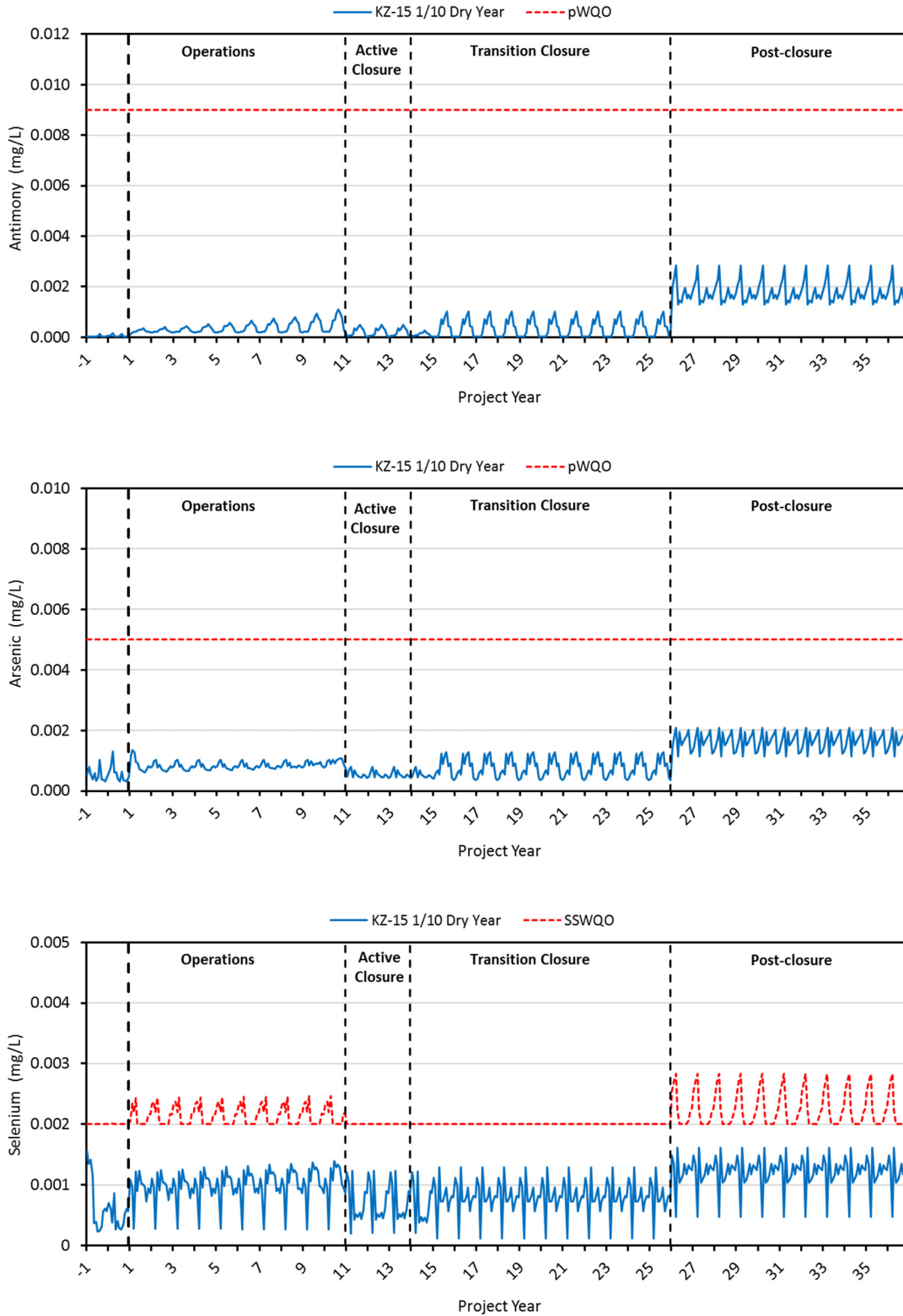


Figure 8-11: Model Estimated Total Concentrations of Antimony, Arsenic, and Selenium at site KZ-15 in Upper Finlayson Creek in the 1/10 Dry Year Scenario

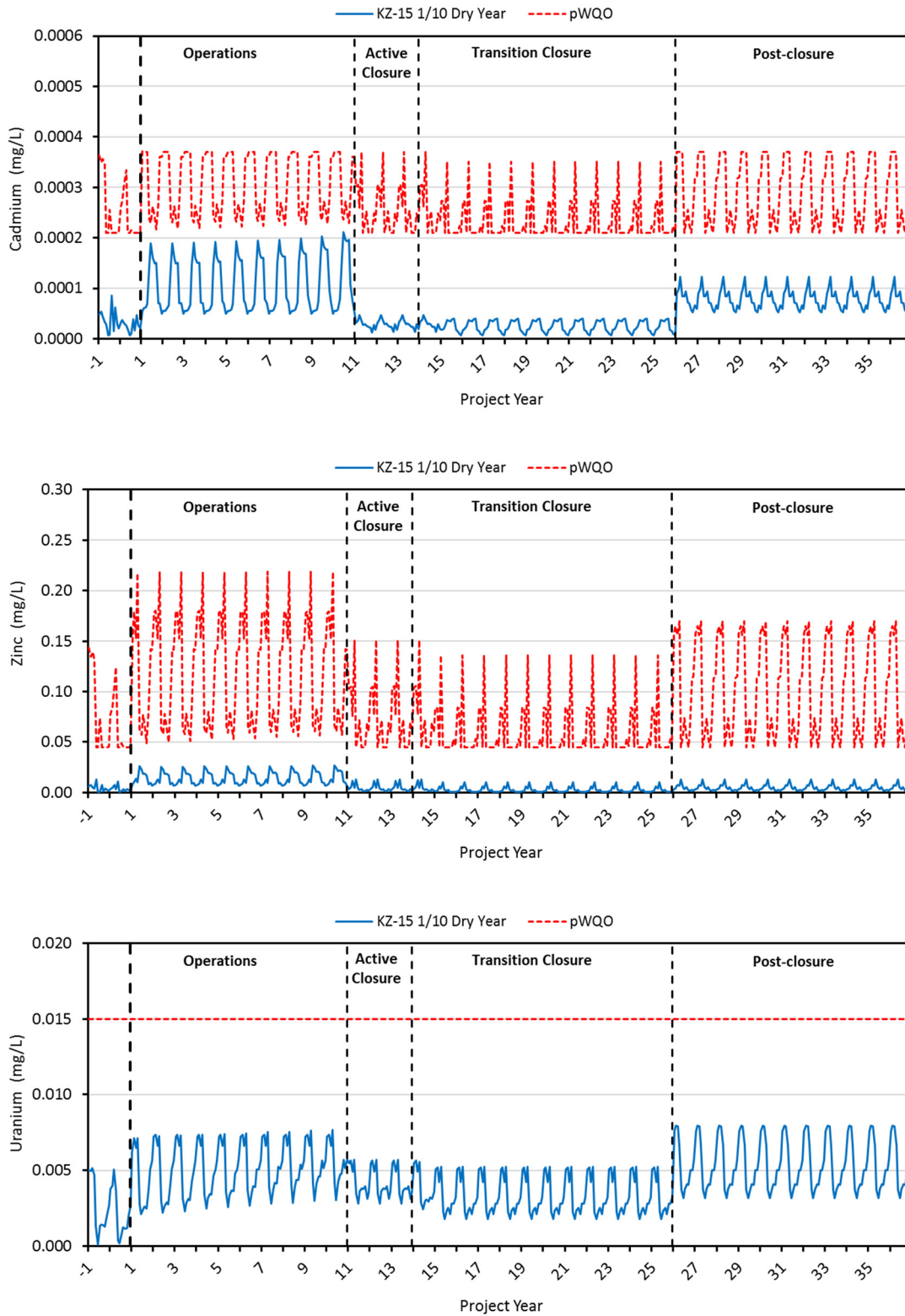


Figure 8-12: Model Estimated Total Concentrations of Cadmium, Zinc, and Uranium at site KZ-15 in Upper Finlayson Creek in the 1/10 Dry Year Scenario

8.6.4 LOWER FINLAYSON CREEK

The estimated concentrations for a range of COPIs at site KZ-26 in Lower Finlayson Creek over the Construction, Operations, and Closure phases of the Project are presented in Figure 8-13 to Figure 8-18. The estimated concentrations under the mean precipitation scenario are presented in Figure 8-13 to Figure 8-15, and those for the 1/10 dry year precipitation scenario are displayed in Figure 8-16 to Figure 8-18. The 1/50 wet year scenario is not presented here; the COPI trends for the 1/50 wet year scenario are the same as those observed for the mean precipitation and 1/10 dry year scenarios, but the wet year concentrations are lower due to dilution from the higher flow conditions. The full set of results from the receiving environment water quality model for lower Finlayson Creek are presented in Appendix C.

During the Construction phase (Years -2 to 1) under the mean precipitation scenario, the constituent concentrations at KZ-26 were estimated to be comparable to baseline levels. COPI concentrations at KZ-26 during the Operations phase (Years 1 to 10) were higher than the baseline and Construction period levels due to the load contribution from site; however, no COPIs were estimated to exceed any water quality objectives (Figure 8-13 to Figure 8-18). Although no exceedances were observed, fluoride concentrations were estimated to approach its SSWQO (0.133 mg/L) in April of each year, reflecting the elevated baseline levels of this constituent in lower Finlayson Creek.

The covers for the Class A, B, and C Storage Facilities are in place for the Transition Closure phase, which significantly lowers the seepage load from each facility. The lower, long term steady state source terms for Class A, B and C Storage Facility waste rock loading (as described in Section 3.3.6) are also invoked at this time, in situ treatment is maintaining lower COPI concentrations in ABM Lake, and the constructed wetland treatment system is in place. In combination this results in a marked improvement in water quality at KZ-26 such that all the COPI concentrations were estimated to be below their respective pWQO and lower than the levels observed during Operations.

The outflow of the ABM Lake in Year 26 at the start of the Post-Closure phase resulted in increases in COPI concentrations at KZ-26; however, no water quality objectives exceedances were estimated for any COPI. Only fluoride concentrations were estimated to approach its SSWQO (0.133 mg/L), doing so in April of each calendar year (Figure 8-13).

Similar trends were observed for the 1/10 dry year scenario (Figure 8-16 to Figure 8-18), except the modelled concentrations at KZ-26 were higher due to the lower flow volumes. Only fluoride exceeded its water quality objective (0.133 mg/L), doing so fractionally and only in April of each Post-Closure calendar year (0.136 mg/L; Figure 8-16).

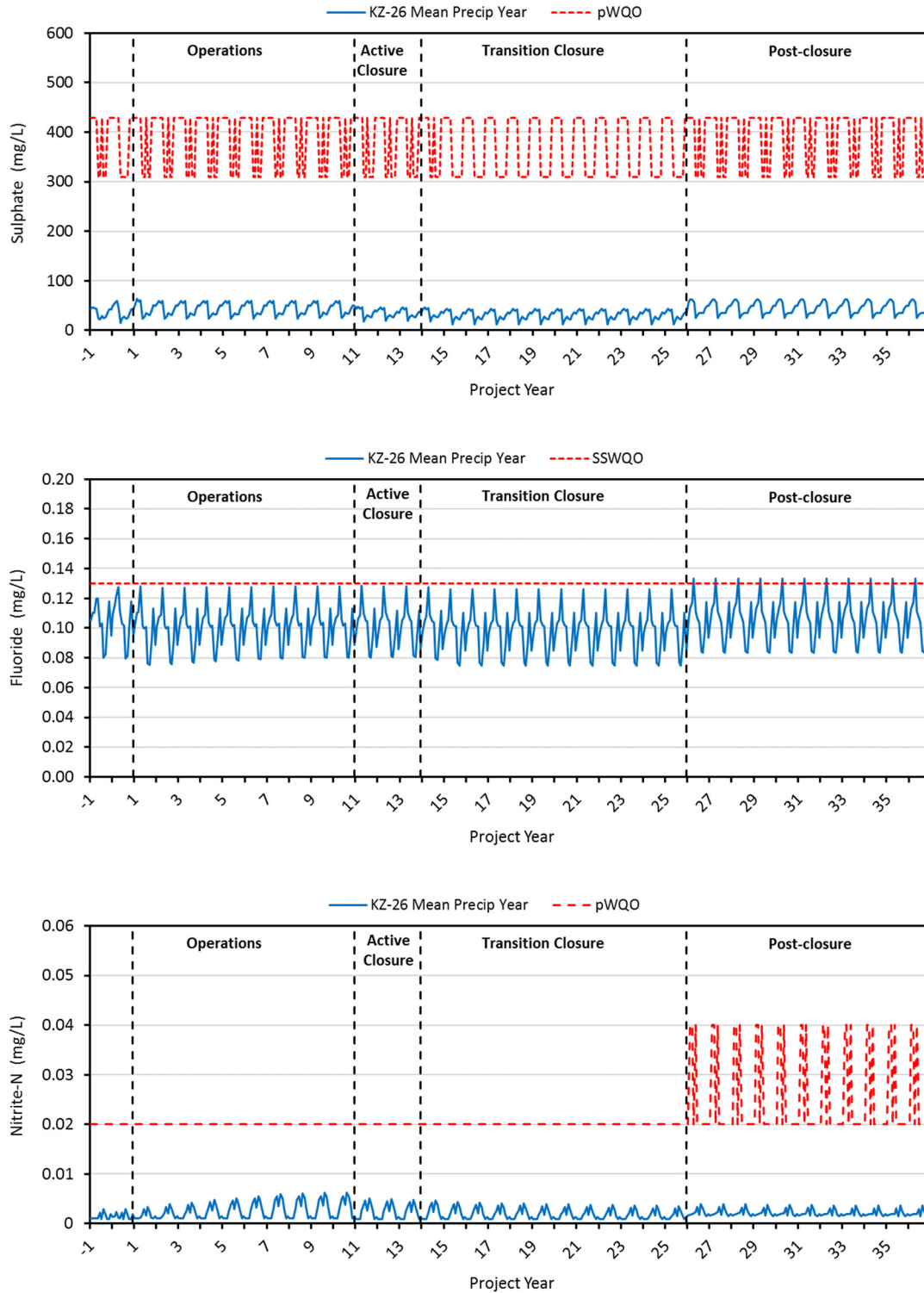


Figure 8-13: Model Estimated Concentrations of Sulphate, Fluoride, and Nitrite-N at site KZ-26 in Lower Finlayson Creek in the Mean Precipitation Scenario

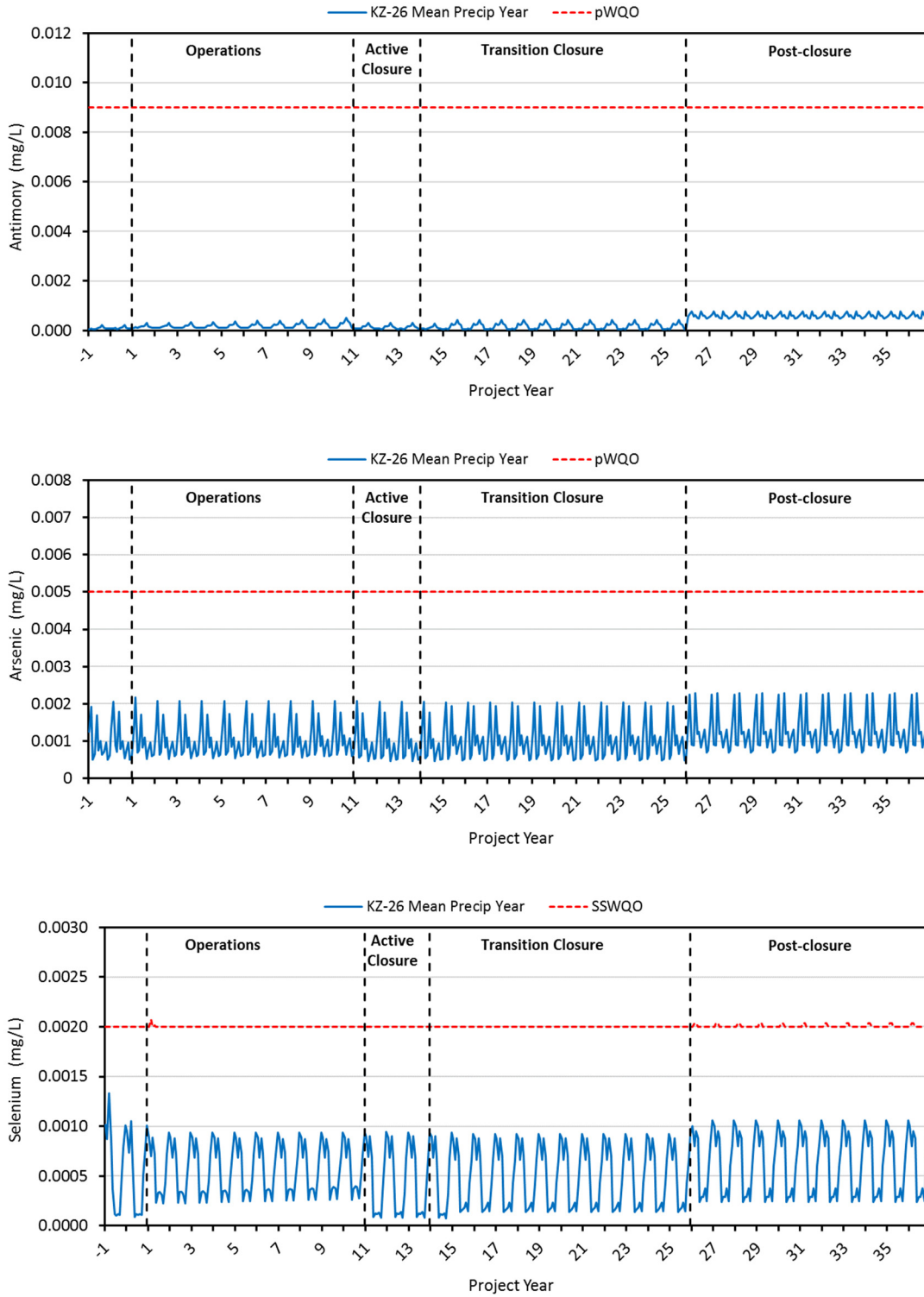


Figure 8-14: Model Estimated Total Concentrations of Antimony, Arsenic, and Selenium at site KZ-26 in Lower Finlayson Creek in the Mean Precipitation Scenario

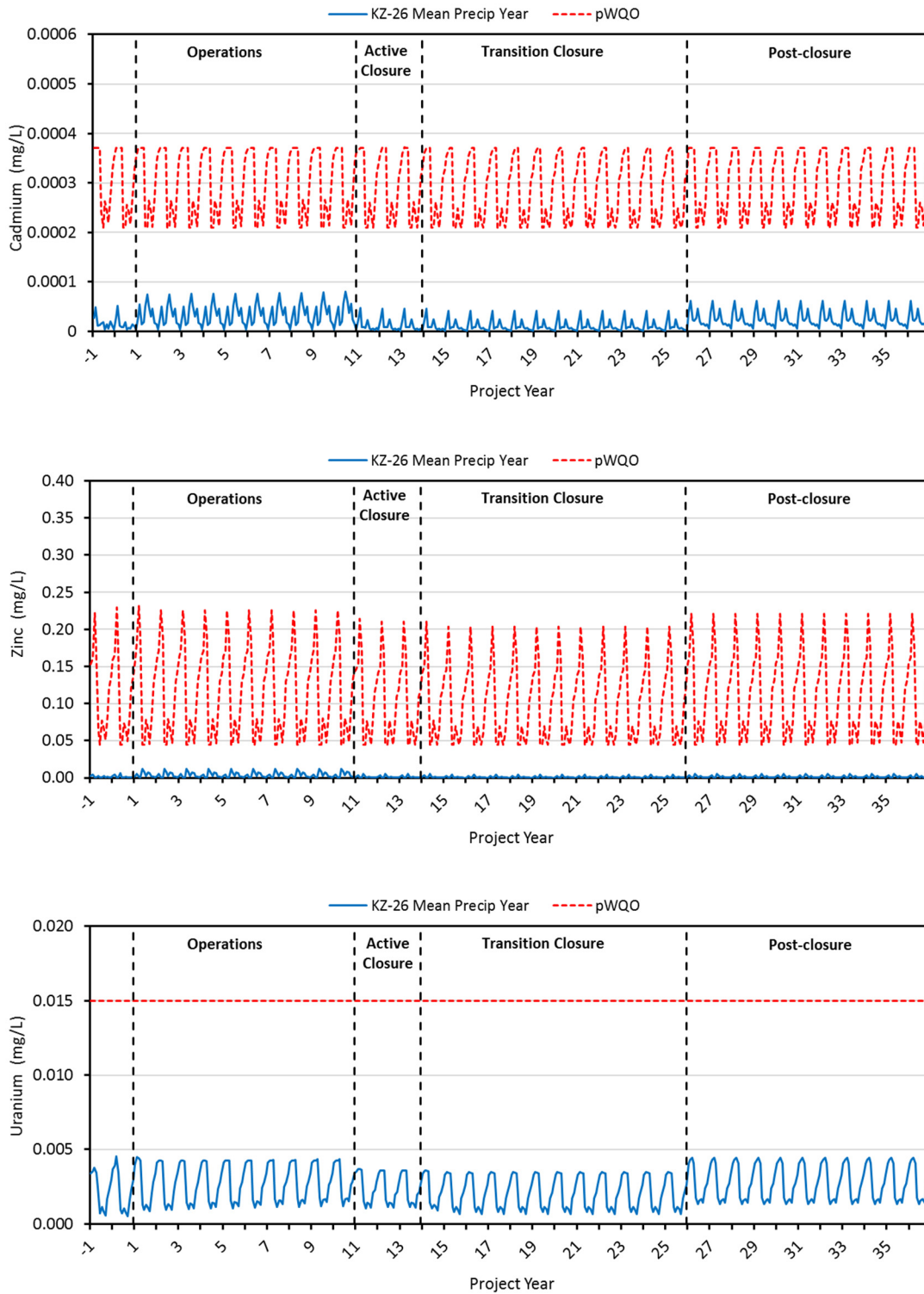


Figure 8-15: Model Estimated Total Concentrations of Cadmium, Zinc, and Uranium at site KZ-26 in Lower Finlayson Creek in the Mean Precipitation Scenario

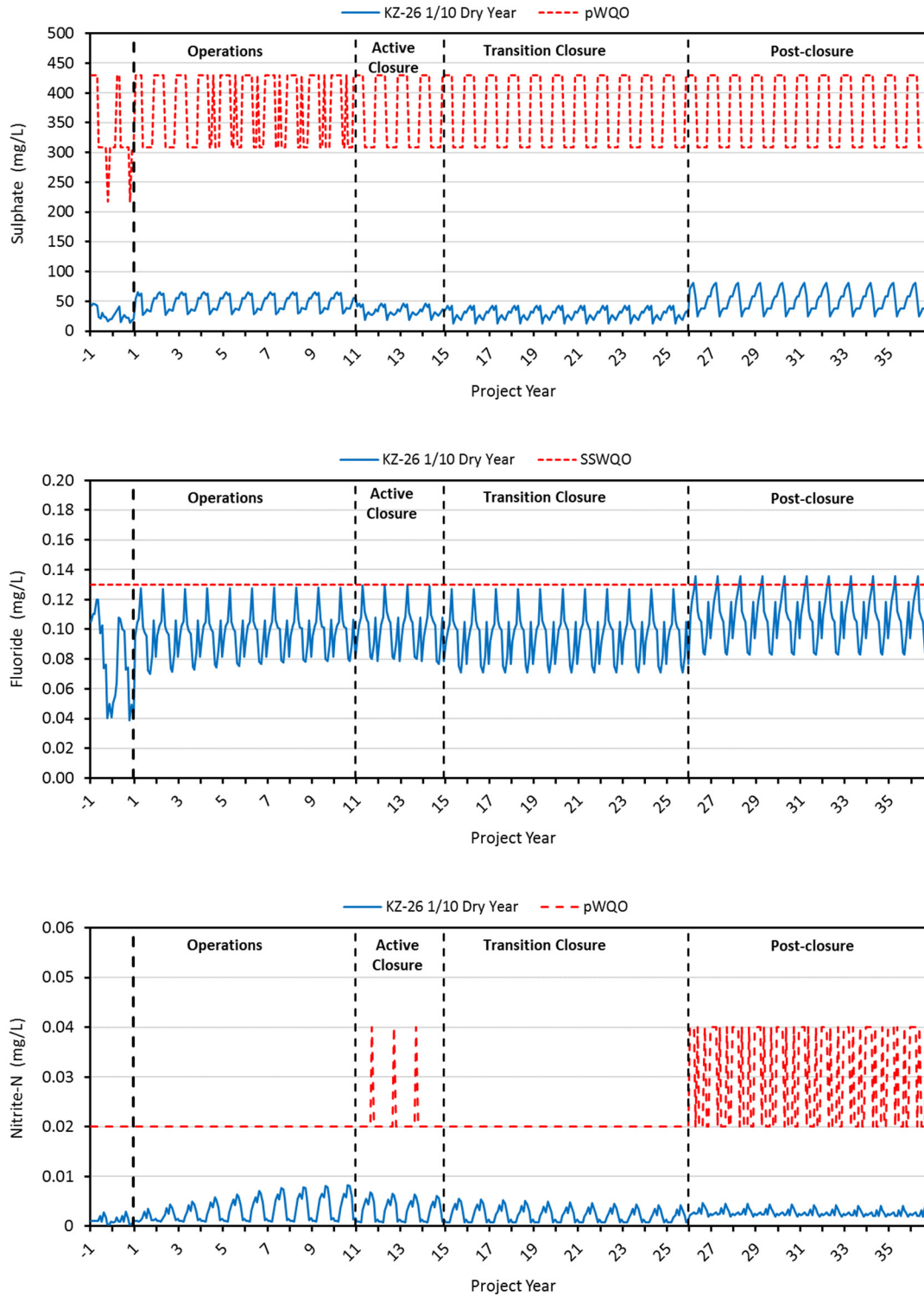


Figure 8-16: Model Estimated Concentrations of Sulphate, Fluoride, and Nitrite-N at site KZ-26 in Lower Finlayson Creek in the 1/10 Dry Year Scenario

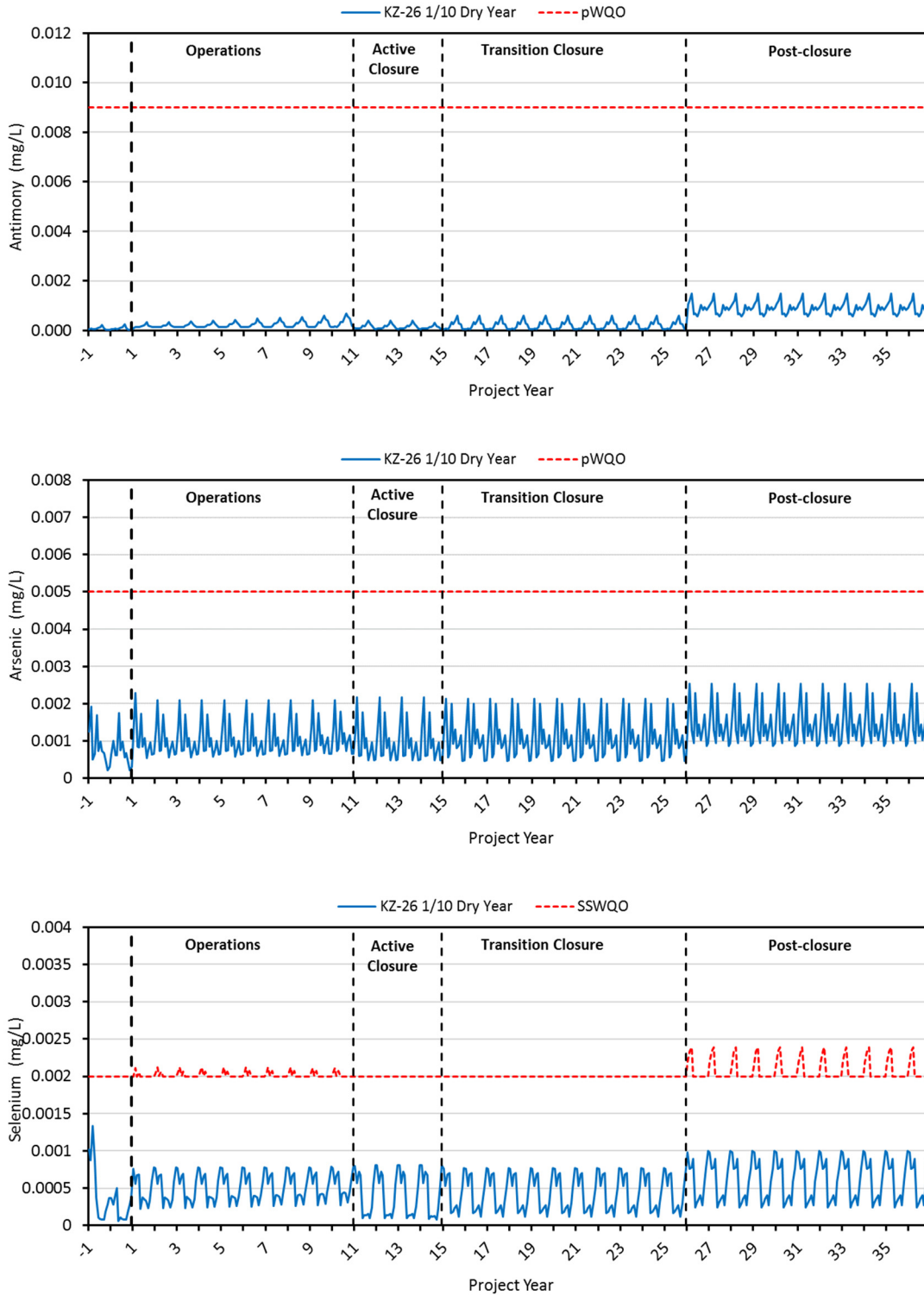


Figure 8-17: Model Estimated Total Concentrations of Antimony, Arsenic, and Selenium at site KZ-26 in Lower Finlayson Creek in the 1/10 Dry Year Scenario

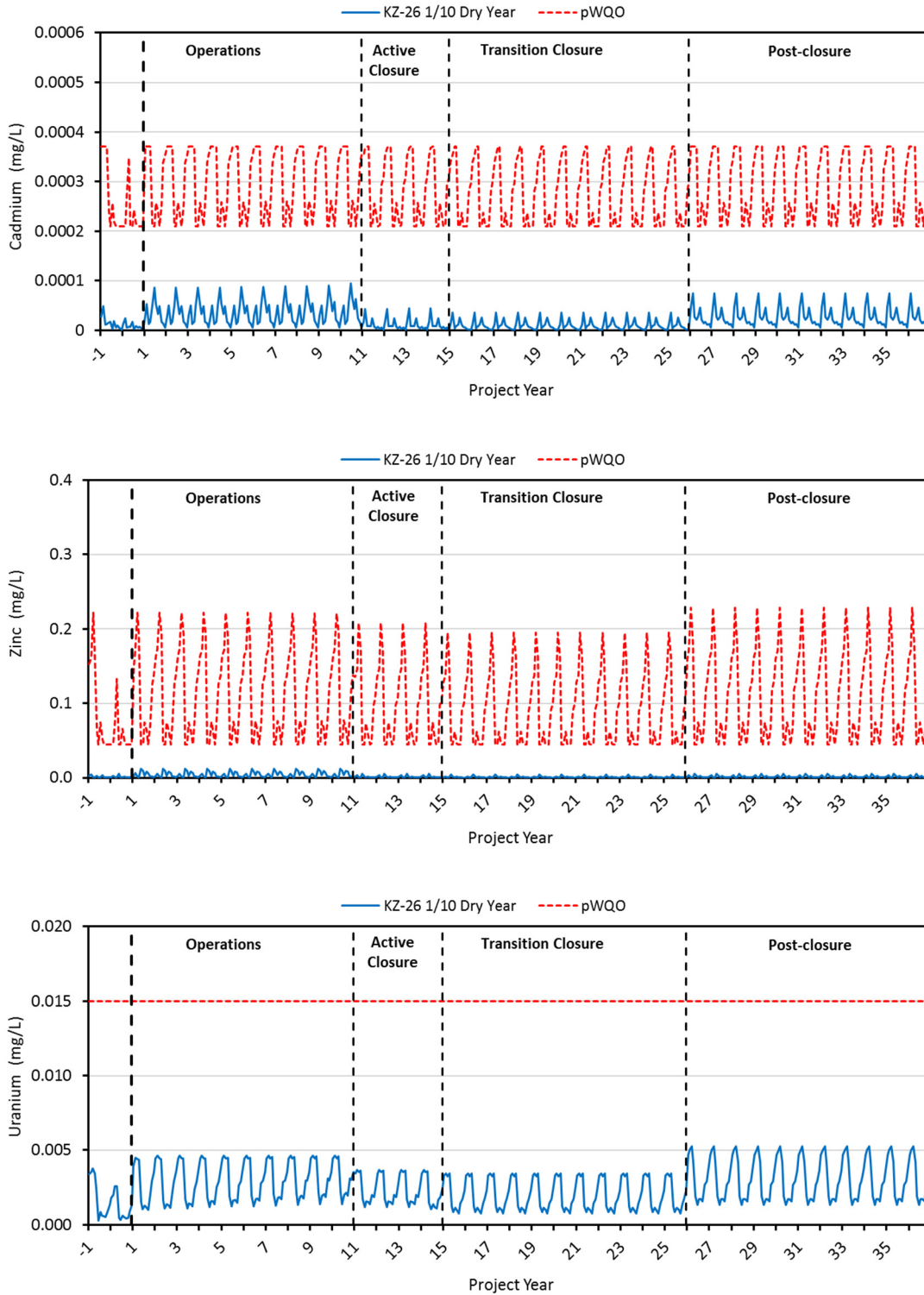


Figure 8-18: Model Estimated Total Concentrations of Cadmium, Zinc, and Uranium at site KZ-26 in Lower Finlayson Creek in the 1/10 Dry Year Scenario

8.6.5 SOUTH CREEK

The estimated concentrations for a range of COPIs at site KZ-13 in South Creek over the Operations and Closure phases of the Project are presented in Figure 8-19 to Figure 8-24. The estimated concentrations under the mean precipitation scenario are presented in Figure 8-19 to Figure 8-21, and those for the 1/10 dry year precipitation scenario are displayed in Figure 8-22 to Figure 8-24. The full set of results from the receiving environment water quality model for South Creek are presented in Appendix C.

Under the mean precipitation scenario, the diversion of Fault Creek and runoff water from south of the site into the South Creek catchment during the Operations phase is estimated to result in moderate increases in COPI concentrations at KZ-13 (Figure 8-19 to Figure 8-21). The increased COPI content was most marked for selenium, cadmium, and zinc (Figure 8-20 and Figure 8-21) due to the elevated concentrations of these elements in Fault Creek relative to South Creek (the median concentrations of selenium, cadmium, and zinc in Fault Creek are approximately seven to eight fold higher than those of South Creek; AEG, 2016b). Despite the increased COPI levels, no constituents were estimated to exceed their respective water quality objectives (Figure 8-19 to Figure 8-21). Following the removal of the diversion berms during the Active Closure phase, the chemistry at Fault Creek is assumed to return to pre-Operations phase baseline conditions, resulting in a reduction in COPI concentrations.

Modelling of the 1/10 dry year scenario resulted in similar COPI trends, with slightly higher concentrations observed for the dry year setting due to the lower flow volume and associated lower dilution; however, all COPI concentrations during the Operations phase remained below their respective water quality objective thresholds (Figure 8-22 to Figure 8-24).

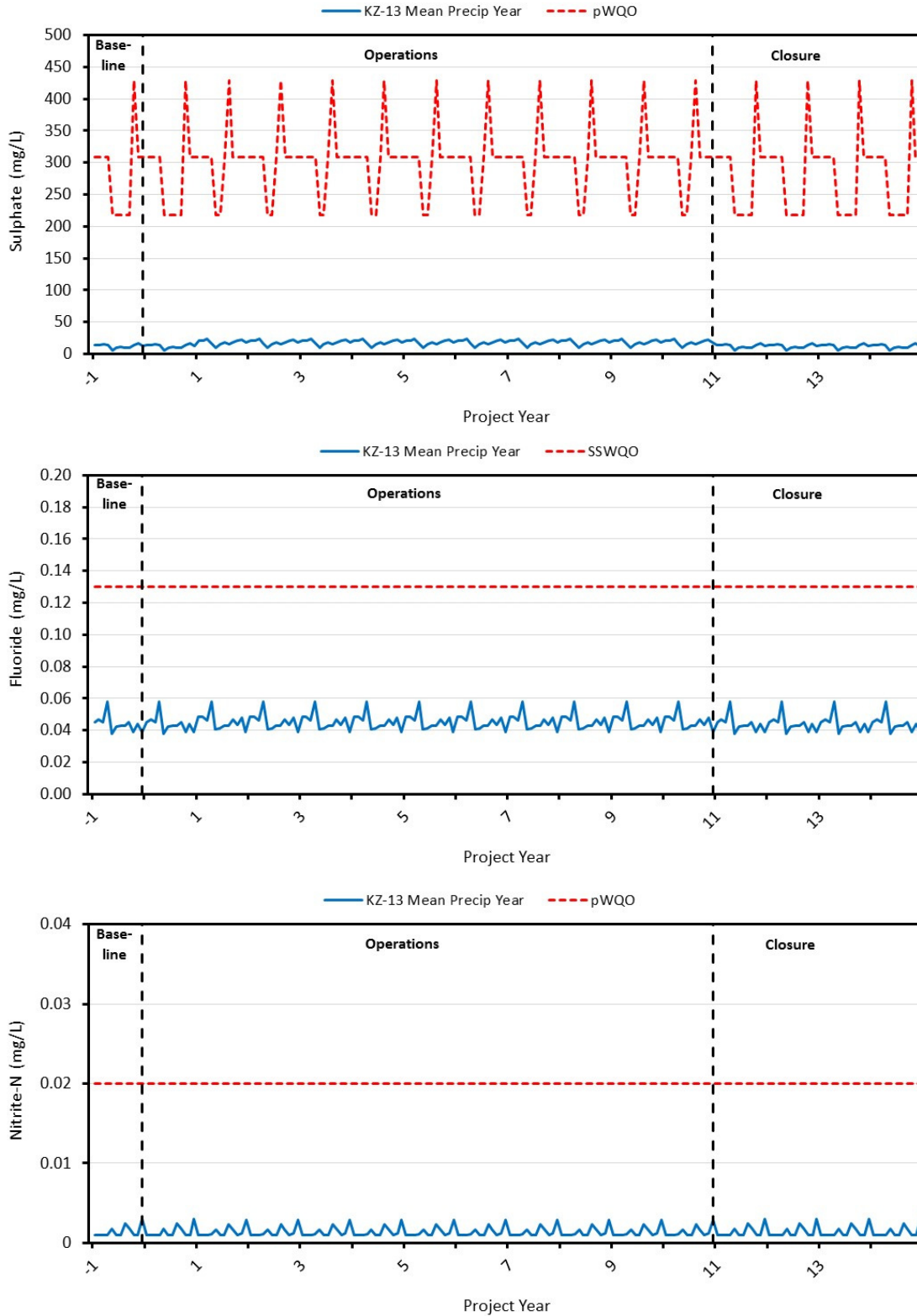


Figure 8-19: Model Estimated Concentrations of Sulphate, Fluoride, and Nitrite-N at site KZ-13 in South Creek in the Mean Precipitation Scenario

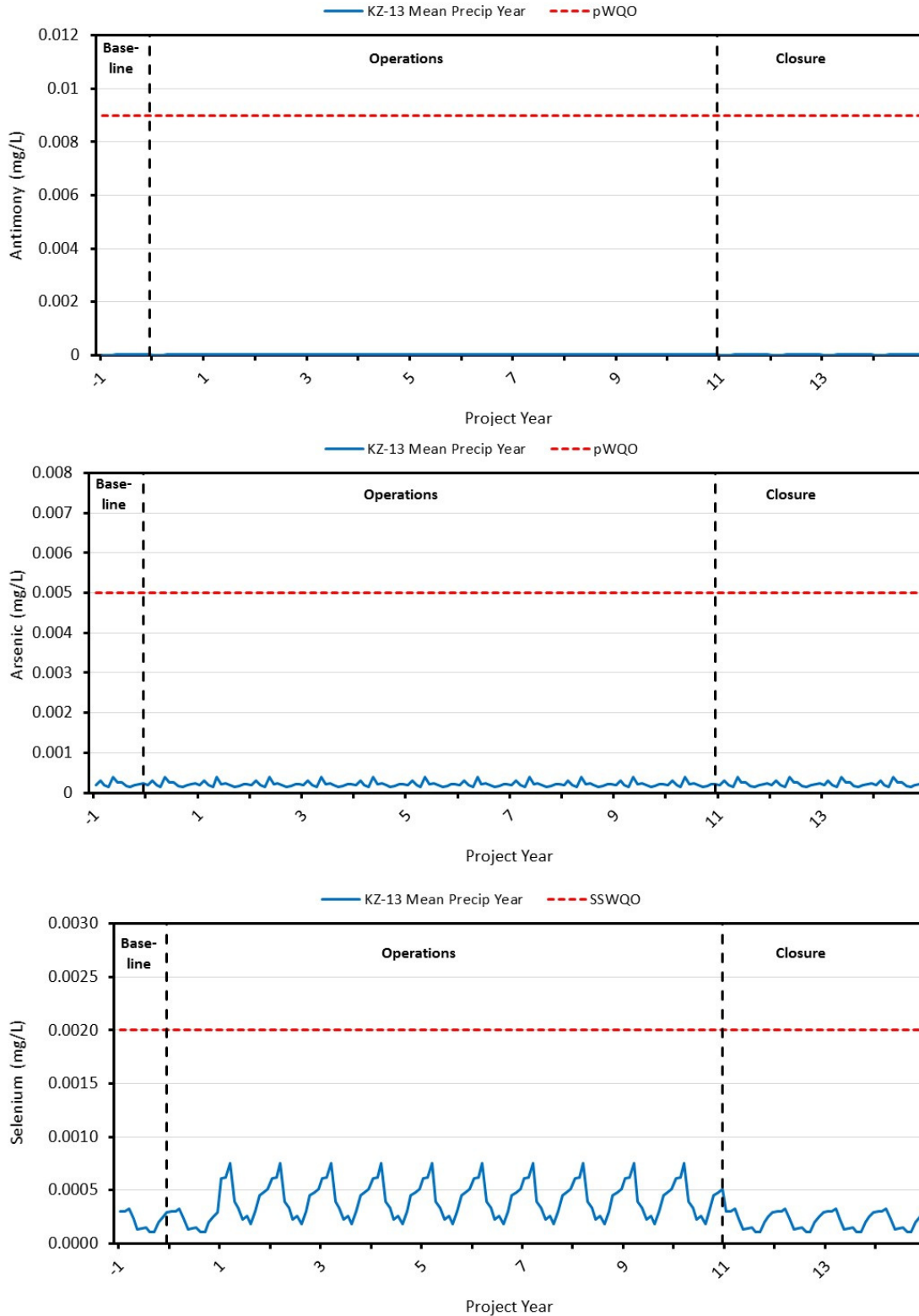


Figure 8-20: Model Estimated Total Concentrations of Antimony, Arsenic, and Selenium at site KZ-13 in South Creek in the Mean Precipitation Scenario

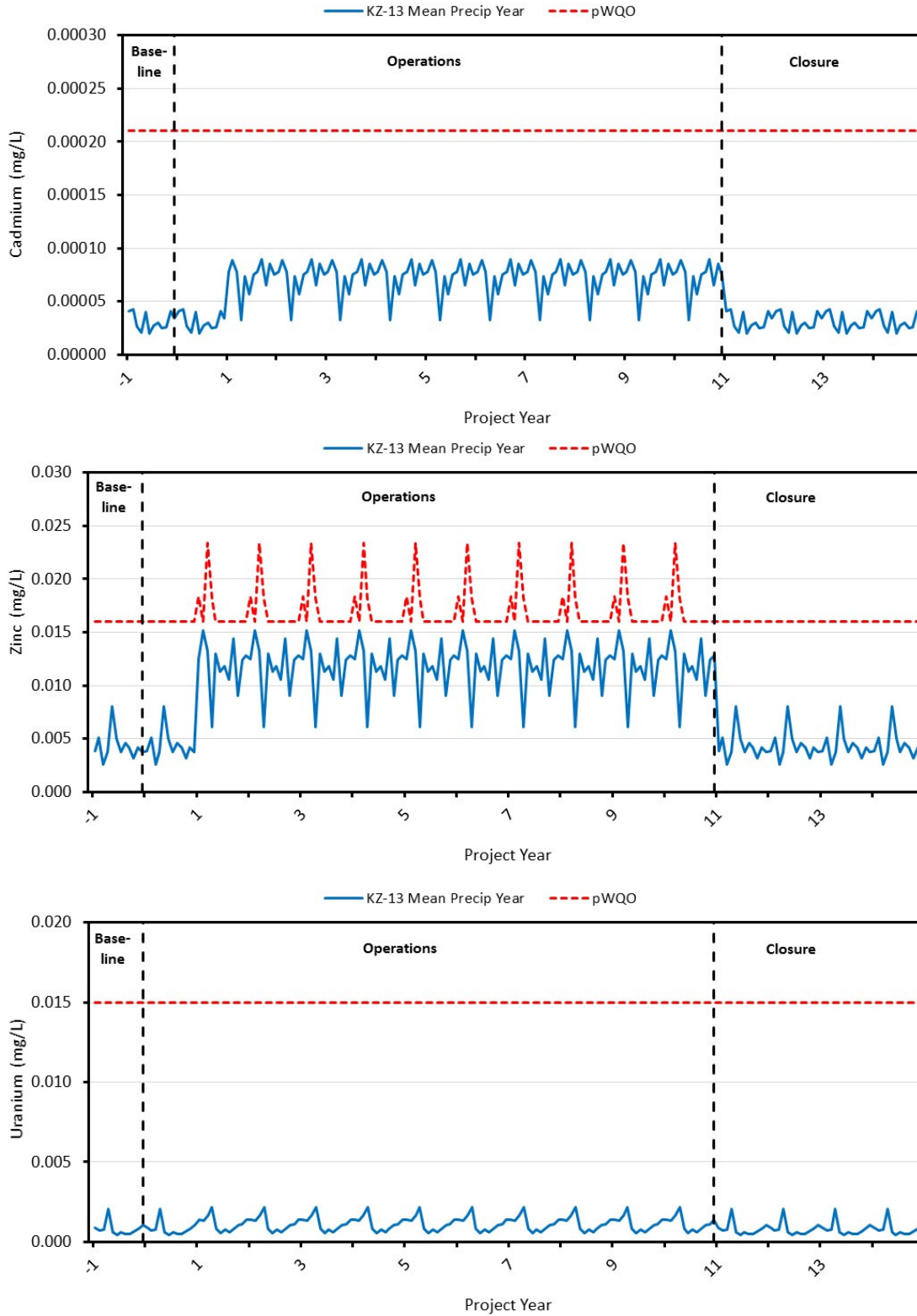


Figure 8-21: Model Estimated Total Concentrations of Cadmium, Zinc, and Uranium at site KZ-13 in South Creek in the Mean Precipitation Scenario

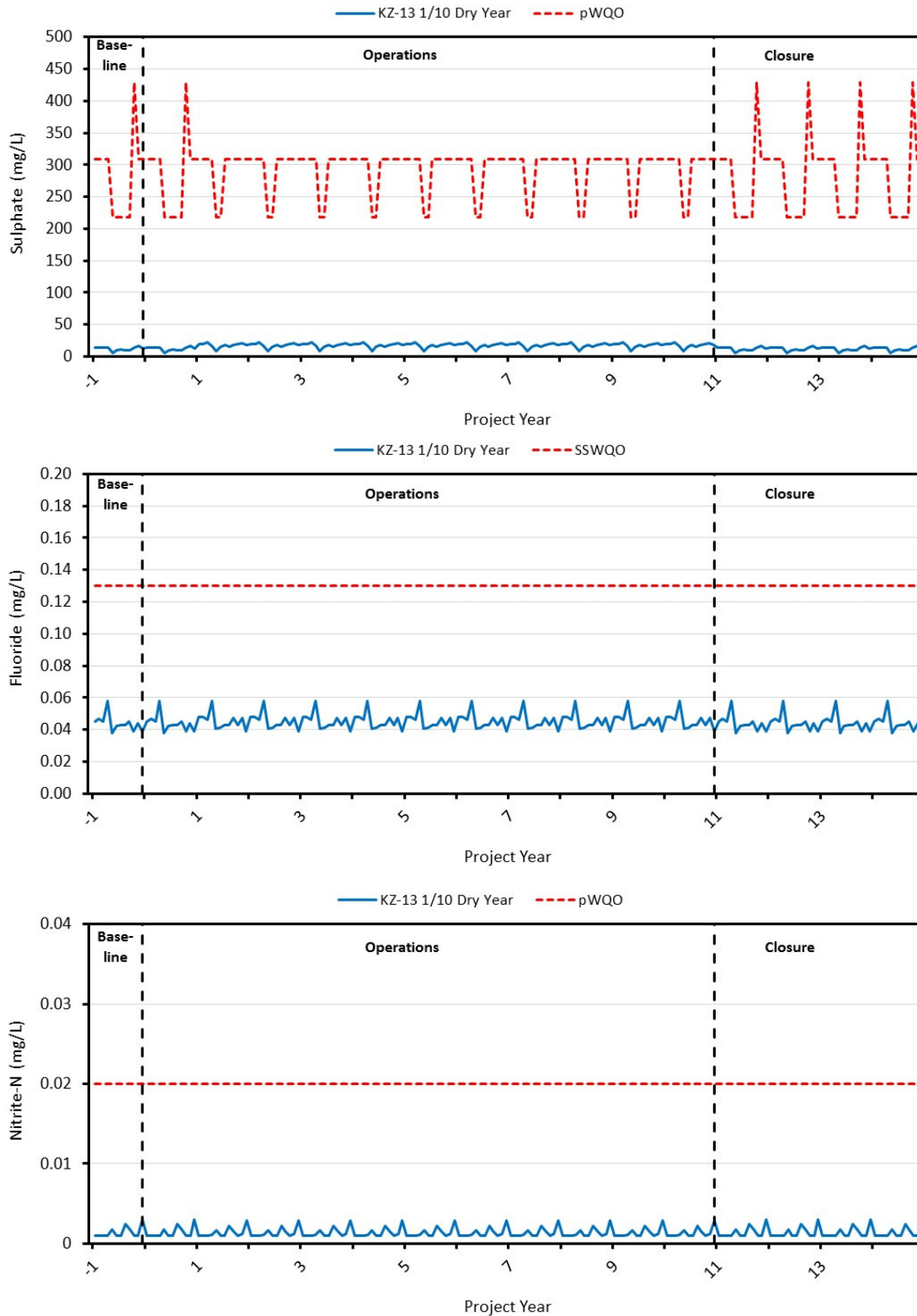


Figure 8-22: Model Estimated Concentrations of Sulphate, Fluoride, and Nitrite-N at site KZ-13 in South Creek in the 1/10 Dry Year Scenario

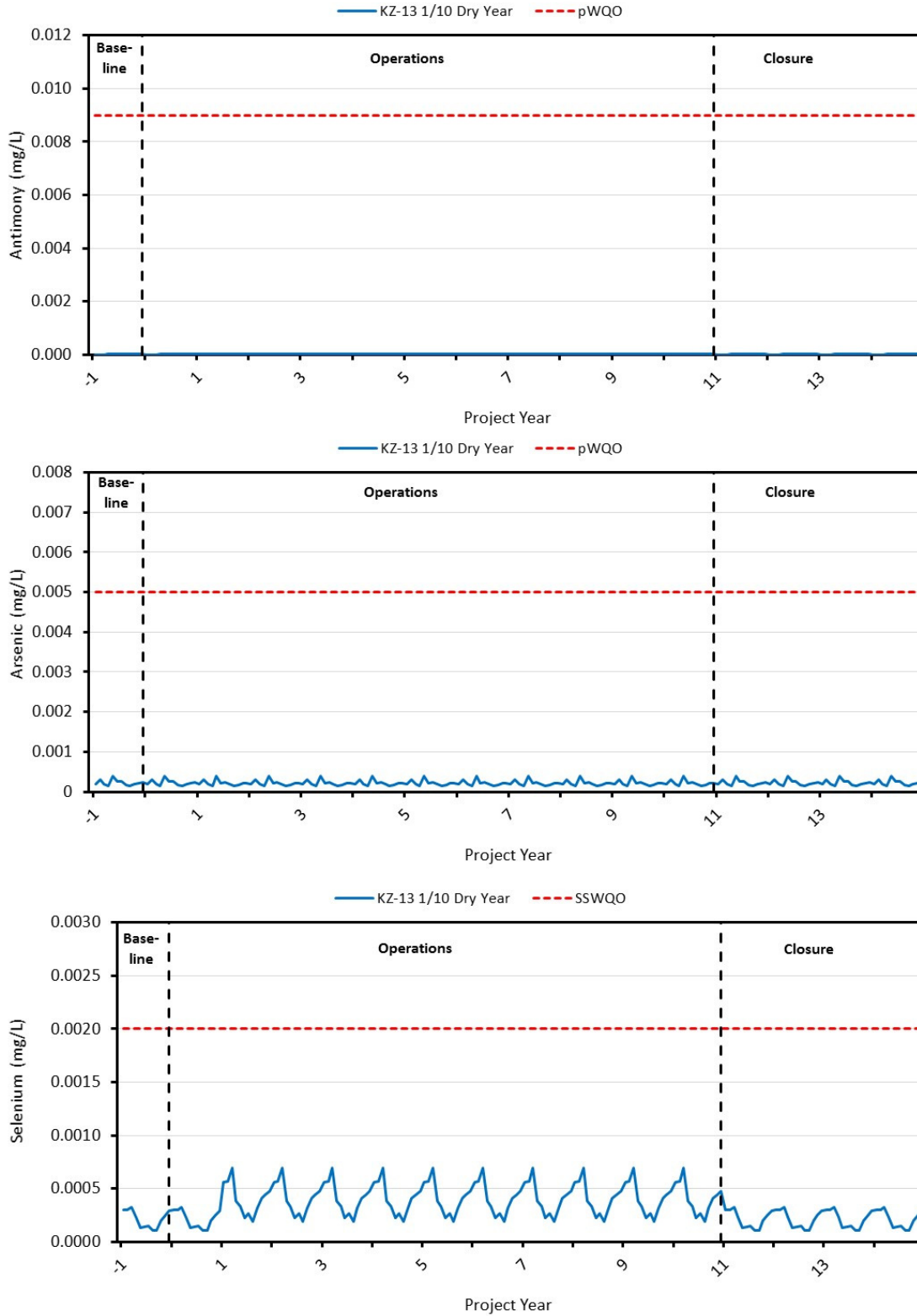


Figure 8-23: Model Estimated Total Concentrations of Antimony, Arsenic, and Selenium at site KZ-13 in South Creek in the 1/10 Dry Year Scenario

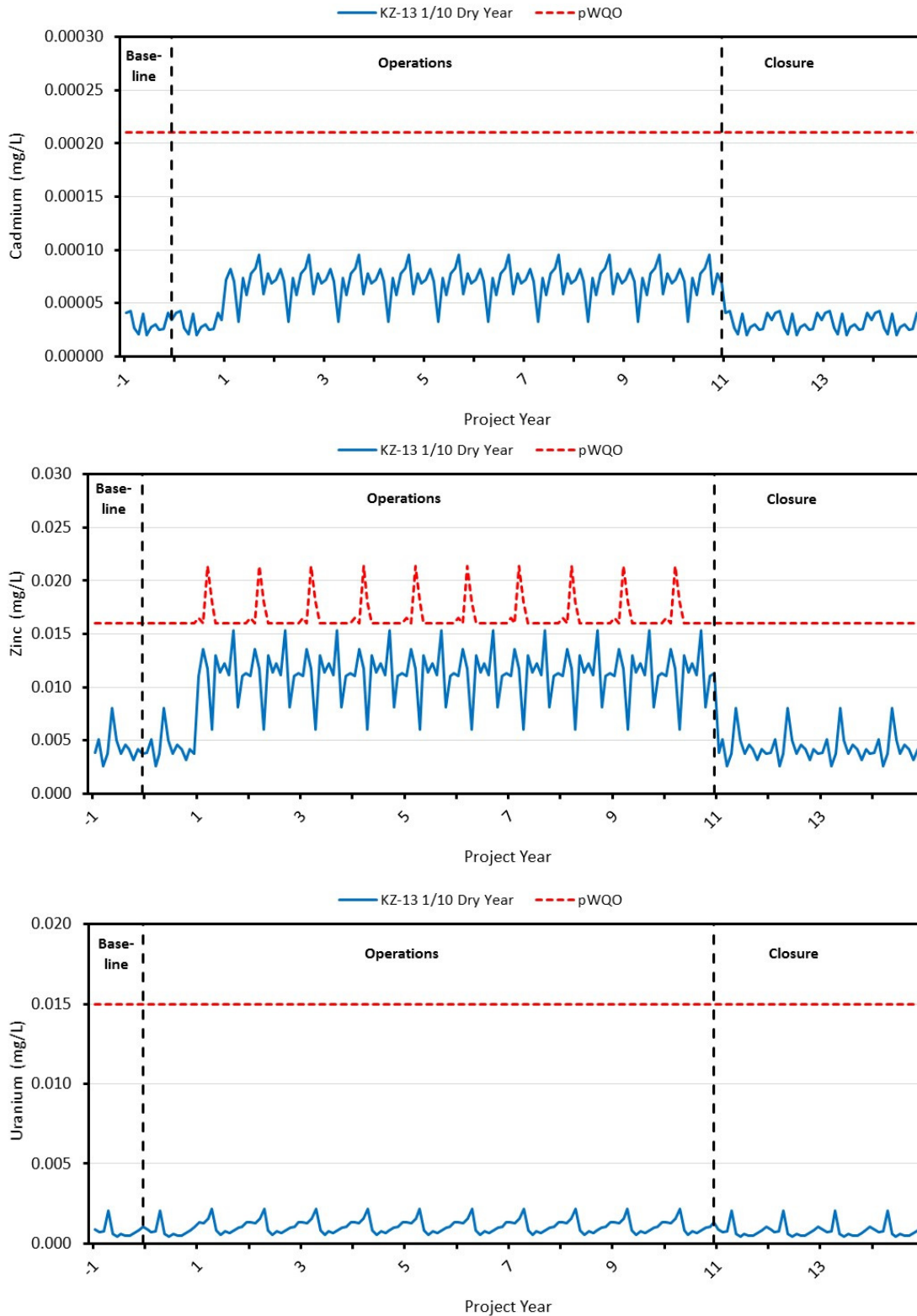


Figure 8-24: Model Estimated Total Concentrations of Cadmium, Zinc, and Uranium at site KZ-13 in South Creek in the 1/10 Dry Year Scenario

9. SUMMARY

Models have been developed to provide estimates of water quality within the Project site and at receiving environment locations during various stages of the Project and under a range of environmental flow scenarios.

9.1 CONSTRUCTION PHASE

- This phase comprises Years -2 to 1 of the Project.
- The major changes in loading include the diversion of Fault Creek from the Geona Creek catchment to the South Creek catchment and the dewatering of groundwater in the ABM open pit vicinity, which is discharged to Geona Creek.
- During this phase, COPI concentrations in the Geona Creek (KV-37) and upper and lower Finlayson Creek (KZ-15 and KZ-26, respectively) receiving environment were estimated to be comparable to, or slightly lower than baseline levels due to the diversion of upstream waters (Fault Creek) and dilution from the pit dewatering.
- Only fluoride returned a marginal pWQO exceedance in March only for Geona Creek and upper Finlayson Creek during the Construction phase (0.13 mg/L vs pWQO of 0.12 mg/L).
- Model estimated COPI concentrations in South Creek (KZ-13) increased following the completion of the Fault Creek diversion to the South Creek catchment, with the increases most marked for selenium, cadmium, but no pWQO exceedances were estimated for any COPI.

9.2 OPERATIONS PHASE

- This phase comprises Years 1 to 10 of the Project.
- The major load sources to the receiving environment during this phase are the WMP discharge (to both Geona Creek and upper Finlayson Creek), which receives water from the ABM open pit dewatering and the Class A and B Storage Facilities via the WTP, and seepage from the Class C Storage Facility (to Geona Creek).
- COPI concentrations in the WMP discharge were estimated to increase incrementally during each year of operation as the waste rock accumulated in the Storage Facilities, providing additional load to the WMP with each year of operation.
- Elevated COPI concentrations were modelled in the receiving environment during this phase, but only fluoride (KZ-37 1/10 dry year scenario and KZ-15) concentrations were estimated to marginally exceed their respective pWQOs for parts of the calendar year.

- Modelling under 1/10 dry year and 1/50 wet year scenarios resulted in receiving environment COPI concentrations that were slightly higher and lower than the mean precipitation setting, respectively, but retained similar trends to the mean precipitation scenario.

9.3 ACTIVE AND TRANSITION CLOSURE PHASES

- These phases comprise Years 11 to 13 (Active Closure) and Years 14 to 26 (Transition Closure) of the Project.
- During the Active Closure phase, the WTP remains active and covers are installed on the Class A, B, and C Storage Facilities. The WMP is still modelled to discharge to the receiving environment, but at lower volumes due to the cessation of ABM pit dewatering. The Fault Creek diversion is removed, allowing Fault Creek to flow into the ABM open pit.
- For the Transition Closure phase, the Class A, B, and C Storage Facility covers are fully in place and provide load reduction. The WTP is decommissioned and the WMP no longer discharges water to the receiving environment. Instead, a CWTS is commissioned and treats drainage from the Class A and B Storage Facilities.
- COPI concentrations in South Creek (KZ-13) are estimated to return to baseline levels as the Fault Creek diversion is removed, allowing South Creek to revert to its pre-Project flow regime.
- COPI concentrations in Geona Creek and Finlayson Creek were estimated to decline markedly over the Active Closure phase and the early portion of the Transition Closure phase. No pWQOs exceedances were modelled for any COPI in the receiving environment during these phases.
- Modelling under 1/10 dry year and 1/50 wet year scenarios resulted in receiving environment COPI concentrations that were slightly higher and lower than the mean precipitation setting, respectively, but retained similar trends to the mean precipitation scenario.

9.4 POST-CLOSURE PHASE

- This phase comprises Years 26 and beyond of the Project, although modelling only extended to Year 36.
- The ABM Lake starts to discharge towards Geona Creek via the CWTS at the start of the Post-Closure phase.
- The ABM Lake contains elevated concentrations of fluoride, antimony, arsenic, cadmium, selenium, and uranium due to solubilisation of the load accumulated on the pit walls. Relative to the pWQO, ABM Lake concentrations of antimony, arsenic, cadmium, and uranium showed the highest exceedances, present at levels that were between four and 13 times higher than the pWQO; however, in situ treatment is anticipated to ameliorate COPI concentrations significantly.

- Discharge from the ABM Lake resulted in marked COPI concentration increases in Geona Creek and Finlayson Creek.
- No water quality exceedances were estimated for any COPI at KZ-37 in Geona Creek or KZ-26 in lower Finlayson Creek. Slight fluoride excursions above its water quality objective were estimated in upper Finlayson Creek (KZ-15), but these exceedances were marginal (<10% higher than the water quality objective), occurred only in April of each year, and reflect the naturally high baseline fluoride levels present in Finlayson Creek.
- Similar behaviour was observed for the 1/10 dry year scenario with slightly higher concentrations due to the lower flow volume. Lower concentrations were observed for the 1/50 wet year scenario due to dilution in the higher flow conditions.

10. REFERENCES

- Alexco Environmental Group Inc. (AEG). 2016a. *Hydrometeorology Baseline Report, Kudz Ze Kayah Project*. Report prepared for BMC Minerals (No.1) Ltd., December 22, 2016.
- Alexco Environmental Group Inc. (AEG). 2016b. *Kudz Ze Kayah Surface Water Quality, 2015-2016 Baseline Report*. Report prepared for BMC Minerals (No.1) Ltd., December 9, 2016.
- Alexco Environmental Group Inc. (AEG). 2016c. *Preliminary Water Quality Objectives Report, Kudz Ze Kayah Project*. Report prepared for BMC Minerals (No.1) Ltd., December 12, 2016.
- Alexco Environmental Group Inc. (AEG). 2017a. *Acid Rock Drainage and Metal Leaching Characteristics of Material from the Kudz Ze Kayah Project, Yukon*. Report prepared for BMC Minerals (No.1) Ltd., February, 2017.
- Alexco Environmental Group Inc. (AEG). 2017b. *Conceptual Reclamation and Closure Plan, Kudz Ze Kayah Project*. Report prepared for BMC Minerals (No.1) Ltd., February, 2017.
- Alexco Environmental Group Inc. (AEG). 2017c. *Kudz Ze Kayah 2016 Hydrogeology Baseline Report, Kudz Ze Kayah Project*. Report prepared for BMC Minerals (No.1) Ltd., February, 2017.
- Alexco Environmental Group Inc. (AEG). 2017d. *Receiving Environment Water Balance, Kudz Ze Kayah Project*. Report prepared for BMC Minerals (No.1) Ltd., January 13, 2017.
- Bailey, B., Smith, L.J.D., Blowes, D., Ptacek, C. Smith, L. and Segó, D. 2013. *The Diavik Waste Rock Project: Persistence of contaminants from blasting agents in waste rock effluent*. Applied Geochemistry, vol. 36, pp. 256-270.
- Canadian Council of Ministers of the Environment (CCME). 2003. *Guidance on the Site-Specific Application of Water Quality Guidelines in Canada: Procedure for Deriving Numerical Water Quality Objectives*.
- Cominco Ltd. 1996. *Initial Environmental Evaluation Kudz Ze Kayah Yukon Territory. Volume 1: Report*. Submitted to Yukon Energy, Mines and Resources, February 1996.
- Contango Strategies Limited. (Contango). 2017. *Kudz Ze Kayah Constructed Wetland Treatment System Memo*. Draft Memo prepared for BMC Minerals (No.1) Ltd., unpublished.
- Ferguson, K.D. and Leask, S.M. 1988. *The Export of Nutrients from Surface Coal Mines*. Environment Canada Regional Program Report 87-12, March, 1988.
- Fines, P.E. (2006) *Hydrologic Characterization of Two Full-Scale Waste Rock Piles*. Master of Applied Science Thesis, University of British Columbia, March 2006.

- Frostad, S., Klein, B. and Lawrence, R.W. (2005) *Determining the weathering characteristics of a waste dump with field tests*. International Journal of Surface Mining, Reclamation and Environment, vol. 19, pp. 132-143.
- Harrington, J.G., Wangerud, K. and Fundingsland, S.D. (2004) *Restoration of ecosystems and long-term stabilization of initially acidic pit lakes, Gilt Edge Mine Superfund Site, South Dakota*. Tailings and Mine Waste '04. CRC Press, Taylor and Francis Group, London, pp 399 – 406.
- Harrington, J.G., Gobla, M., Francendese, L. and Bates, E. (2009) *Low Cost Treatment of a Highly Contaminated Pit Lake Using Innovative Technology Barite Hill Mine McCormick, SC*.
- Harrington, J. M. (2002) *In situ treatment of metals in mine workings and materials*. Tailings and Mine Waste '02. CRC press, Swets and Zeitflinger, Lisst, The Netherlands, pp 251 – 261.
- Knight Piésold Ltd. (KP). 2016. Water Balance Model Report, Report prepared for BMC Minerals (No.1) Ltd., December 16, 2016
- Minnow Environmental Inc. 2016. "Re: *Evaluation of Selenium Uptake in Aquatic Primary Producers and Application of Uptake Relationships to the Development of a Site-Specific Water Quality Objective at BMC Minerals Kudz Ze Kayah Project*." Received by AEG, January, 2016.
- Neuner, M. (2009) *Water Flow Through Unsaturated Mine Waste Rock in a Region of Permafrost*. Master of Science Thesis, University of British Columbia, February, 2009.
- Parkhurst, D.L. and Appelo, C.A.J. 1999. *User's guide to PHREEQC (Version 2): A computer program for speciation, batch-reaction, one-dimensional transport, and inverse geochemical calculations*. Water-Resources Investigations Report 99-4259, United States Geological Survey.
- SRK Consulting and Mehling Environmental Management. 2006. *Update on Cold Temperature Effects on Geochemical Weathering*. Report prepared for Mine Environment Neutral Drainage Program, MEND Report 1.61.6, October 2006
- Tetra Tech EBA Inc. (EBA). 2016. Hydrogeological Model, Kudz Ze Kayah Project, Yukon. Report prepared for BMC Minerals (No.1) Ltd., December, 2016.
- Tran, A.B., Miller, S., Williams, D.J., Fines, P. and Wilson G.W. (2003) *Geochemical and Mineralogical Characterisation of Two Contrasting Waste Rock Dumps — The INAP Waste Rock Dump Characterisation Project*. Proceedings of the 6th International Conference on Acid Rock Drainage (ICARD), Cairns, Australia pp. 939-948.

APPENDIX A.
Water Management Pond Water Quality
Model Results

		Hardness (from Total)	Sulphate dissolved	Nitrate (N)	Nitrite (N)	Ammonia (N)	Phosphorus	Fluoride (F)	Chloride	Cyanide Total	Cyanide Weak Acid Dissociable	Aluminum (Al) Total	Antimony (Sb) Total	Arsenic (As) Total	Cadmium (Cd) Total	Copper (Cu) Total	Iron (Fe) Total	Lead (Pb) Total	Manganese (Mn) Total	Nickel (Ni) Total	Silver (Ag) Total	Selenium (Se) Total	
		mg/L	mg/L	mg/L	mg/L	mg/L	mg/L	mg/L	mg/L	mg/L	mg/L	mg/L	mg/L	mg/L	mg/L	mg/L	mg/L	mg/L	mg/L	mg/L	mg/L	mg/L	mg/L
Year 1	January	869.2426	305.9846	0.108181	0.003704	0.124227	0.001393	0.181169	0.258247	0.000294	0.000307	0.0109563	9.7102E-04	3.7816E-03	1.91400E-04	0.000458	1.192186	0.000437	0.399232	0.001619	1.47209E-05	0.000996	
	February	663.5763	235.1755	0.075071	0.002641	0.081531	0.000844	0.131555	0.158980	0.000175	0.000180	0.0069349	7.4998E-04	2.4727E-03	1.31223E-04	0.000306	0.532722	0.000332	0.279044	0.001080	1.08560E-05	0.000673	
	March	600.7364	213.4204	0.064643	0.002316	0.068551	0.000673	0.116322	0.114912	0.000138	0.000141	0.0056776	6.8195E-04	2.0651E-03	1.10729E-04	0.000251	0.322681	0.000292	0.241383	0.000914	9.66858E-06	0.000573	
	April	525.9704	188.5253	0.108270	0.003281	0.064513	0.000852	0.104186	0.155426	0.000229	0.000216	0.0071456	7.0359E-04	1.8368E-03	1.77451E-04	0.000247	0.219730	0.000308	0.265198	0.001441	8.77845E-06	0.000971	
	May	276.8404	107.6508	0.302068	0.007453	0.062631	0.003553	0.071418	0.543325	0.000697	0.000679	0.0261030	8.7910E-04	1.5569E-03	5.20189E-04	0.000577	0.177057	0.000551	0.411086	0.003929	6.57053E-06	0.002766	
	June	207.5646	88.0998	0.352571	0.008694	0.061562	0.002608	0.058399	0.499302	0.000847	0.000816	0.0217910	9.3893E-04	1.3958E-03	6.01299E-04	0.000493	0.093613	0.000538	0.453520	0.004626	6.17881E-06	0.003251	
	July	237.5986	96.7564	0.309111	0.007700	0.063680	0.002650	0.063982	0.406490	0.000692	0.000702	0.0188766	8.7849E-04	1.3820E-03	5.48322E-04	0.000495	0.078680	0.000452	0.417085	0.004094	7.12323E-06	0.002902	
	August	262.8019	103.2892	0.284996	0.007420	0.061567	0.003128	0.066742	0.422593	0.000653	0.000654	0.0161919	8.6249E-04	1.3686E-03	5.03248E-04	0.000439	0.053494	0.000426	0.393640	0.003882	6.93004E-06	0.002631	
	September	270.5667	104.7473	0.289631	0.006851	0.061761	0.002282	0.072928	0.450840	0.000614	0.000621	0.0155648	8.0411E-04	1.3401E-03	5.18036E-04	0.000451	0.072527	0.000429	0.381103	0.003614	6.22450E-06	0.002699	
	October	361.6604	128.9889	0.157971	0.003854	0.059196	0.001937	0.087829	0.254744	0.000358	0.000364	0.0089058	5.9343E-04	1.2837E-03	2.61098E-04	0.000322	0.050067	0.000288	0.258968	0.001907	6.38600E-06	0.001501	
	November	447.7013	159.5508	0.083900	0.002646	0.055106	0.000869	0.092211	0.193249	0.000165	0.000165	0.0067333	5.6195E-04	1.4272E-03	1.66811E-04	0.000244	0.134486	0.000254	0.227933	0.001094	7.20358E-06	0.000804	
	December	481.4645	172.2905	0.066204	0.002364	0.053046	0.000479	0.091281	0.074963	0.000120	0.000120	0.0055611	5.7489E-04	1.4683E-03	1.20936E-04	0.000208	0.068904	0.000249	0.197623	0.000872	7.68525E-06	0.000605	
Year 2	January	505.0830	179.5563	0.061331	0.002064	0.055173	0.000503	0.096486	0.098160	0.000139	0.000147	0.0043657	5.8297E-04	1.5206E-03	1.02382E-04	0.000200	0.088399	0.000246	0.199690	0.000785	7.94566E-06	0.000550	
	February	516.0889	183.9712	0.056097	0.001977	0.053564	0.000484	0.097258	0.094144	0.000112	0.000115	0.0042657	5.9281E-04	1.5570E-03	9.51698E-05	0.000201	0.085680	0.000255	0.198228	0.000742	8.11200E-06	0.000492	
	March	519.0150	185.0485	0.054129	0.001948	0.053054	0.000473	0.097318	0.078986	0.000103	0.000105	0.0041986	5.9487E-04	1.5577E-03	9.07520E-05	0.000194	0.074979	0.000249	0.196604	0.000727	8.14815E-06	0.000473	
	April	478.5965	172.1368	0.102153	0.003067	0.055497	0.000741	0.093225	0.134526	0.000209	0.000195	0.0063090	6.5421E-04	1.5438E-03	1.65920E-04	0.000214	0.075650	0.000283	0.239154	0.001335	7.90418E-06	0.000915	
	May	265.5398	103.7933	0.300590	0.007402	0.060452	0.003531	0.068852	0.538274	0.000692	0.000674	0.0259218	6.6829E-04	1.4879E-03	5.17481E-04	0.000570	0.142257	0.000545	0.404799	0.003907	6.36827E-06	0.002754	
	June	205.5426	87.4634	0.352286	0.008684	0.061143	0.002609	0.057990	0.498330	0.000846	0.000816	0.0217777	9.3801E-04	1.3844E-03	6.00859E-04	0.000492	0.086939	0.000538	0.452317	0.004624	6.14915E-06	0.003251	
	July	237.2719	96.7433	0.309032	0.007697	0.063563	0.002658	0.064001	0.406219	0.000692	0.000701	0.0189062	8.8003E-04	1.3818E-03	5.48325E-04	0.000496	0.076857	0.000452	0.416760	0.004098	7.12934E-06	0.002905	
	August	263.1021	103.5188	0.284988	0.007420	0.061555	0.003140	0.066930	0.422565	0.000653	0.000654	0.0162417	8.6517E-04	1.3727E-03	5.03425E-04	0.000441	0.053363	0.000426	0.393623	0.003889	6.95085E-06	0.002636	
	September	271.1890	105.1803	0.289632	0.006852	0.061762	0.002302	0.073270	0.450882	0.000614	0.000621	0.0156429	8.0877E-04	1.3478E-03	5.18340E-04	0.000454	0.072601	0.000430	0.381132	0.003626	6.25956E-06	0.002707	
	October	362.2186	129.3763	0.157972	0.003855	0.059196	0.001955	0.088134	0.254784	0.000358	0.000364	0.0089753	5.9760E-04	1.2905E-03	2.61369E-04	0.000325	0.050142	0.000289	0.258995	0.001918	6.41726E-06	0.001508	
	November	447.7013	159.5508	0.083900	0.002646	0.055106	0.000869	0.092211	0.193249	0.000165	0.000165	0.0067333	5.6195E-04	1.4272E-03	1.66811E-04	0.000244	0.134486	0.000254	0.227933	0.001094	7.20358E-06	0.000804	
	December	481.4645	172.2905	0.066204	0.002364	0.053046	0.000479	0.091281	0.074963	0.000120	0.000120	0.0055611	5.7489E-04	1.4683E-03	1.20936E-04	0.000208	0.068904	0.000249	0.197623	0.000872	7.68525E-06	0.000605	
Year 3	January	505.0830	179.5563	0.061331	0.002064	0.055173	0.000503	0.096486	0.098160	0.000139	0.000147	0.0043657	5.8297E-04	1.5206E-03	1.02382E-04	0.000200	0.088399	0.000246	0.199690	0.000785	7.94566E-06	0.000550	
	February	516.0889	183.9712	0.056097	0.001977	0.053564	0.000484	0.097258	0.094144	0.000112	0.000115	0.0042657	5.9281E-04	1.5570E-03	9.51698E-05	0.000201	0.085680	0.000255	0.198228	0.000742	8.11200E-06	0.000492	
	March	519.0150	185.0485	0.054129	0.001948	0.053054	0.000473	0.097318	0.078986	0.000103	0.000105	0.0041986	5.9487E-04	1.5577E-03	9.07520E-05	0.000194	0.074979	0.000249	0.196604	0.000727	8.14815E-06	0.000473	
	April	478.8952	172.3471	0.102167	0.003081	0.055510	0.000752	0.093384	0.135232	0.000209	0.000195	0.0063425	6.5769E-04	1.5472E-03	1.66283E-04	0.000216	0.075681	0.000285	0.239198	0.001341	7.91977E-06	0.000920	
	May	265.8751	104.0293	0.300605	0.007417	0.060467	0.003543	0.069031	0.539066	0.000692	0.000674	0.0259594	6.7221E-04	1.4918E-03	5.17889E-04	0.000572	0.142293	0.000547	0.404848	0.003913	6.38578E-06	0.002759	
	June	205.8763	87.6983	0.352301	0.008699	0.061157	0.002620	0.058168	0.499119	0.000846	0.000816	0.0218151	9.4191E-04	1.3883E-03	6.01265E-04	0.000494	0.086975	0.000539	0.452365	0.004631	6.16657E-06	0.003256	
	July	237.7830	97.1031	0.309055	0.007720	0.063585	0.002676	0.064273	0.407427	0.000692	0.000701	0.0189636	8.8600E-04	1.3877E-03	5.48947E-04	0.000499	0.076910	0.000454	0.416835	0.004108	7.15603E-06	0.002913	
	August	263.7403	103.9680	0.285017	0.007448	0.061582	0.003162	0.067269	0.424074	0.000653	0.000654	0.0163133	8.7262E-04	1.3801E-03	5.04201E-04	0.000445	0.053430	0.000429	0.393716	0.003901	6.98417E-06	0.002646	
	September	271.9935	105.7570	0.289718	0.006938	0.061842	0.002332	0.073691	0.455362	0.000614	0.000621	0.0157366	8.2315E-04	1.3567E-03	5.20213E-04	0.000460	0.072679	0.000437	0.381358	0.003642	6.30212E-06	0.002722	
	October	362.9284	129.8855	0.158049	0.003933	0.059269	0.001982	0.088505	0.258834	0.000358	0.000364	0.0090580	6.1047E-04	1.2984E-03	2.63055E-04	0.000330	0.050210	0.000295	0.259199	0.001933	6.45483E-06	0.001522	
	November	447.7013	159.5508	0.083900	0.002646	0.055106	0.000869	0.092211	0.193249	0.000165	0.000165	0.0067333	5.6195E-04	1.4272E-03	1.66811E-04	0.000244	0.134486	0.000254	0.227933	0.001094	7.20358E-06	0.000804	
	December	481.4645	172.2905	0.066204	0.002364	0.053046	0.000479	0.091281	0.074963	0.000120	0.000120	0.0055611	5.7489E-04	1.4683E-03	1.20936E-04	0.000208	0.068904	0.000249	0.197623	0.000872	7.68525E-06	0.000605	
Year 4	January	505.0830	179.5563	0.061331	0.002064	0.055173	0.000503	0.096486	0.098160	0.000139	0.000147	0.0043657	5.8297E-04	1.5206E-03	1.02382E-04	0.000200	0.088399	0.000246	0.199690	0.000785	7.94566E-06	0.000550	
	February	516.0889	183.9712	0.056097	0.001977	0.053564	0.000484	0.097258	0.094144	0.000112	0.000115	0.0042657	5.9281E-04	1.5570E-03	9.51698E-05	0.000201	0.085680	0.000255	0.198228	0.000742	8.11200E-06	0.000492	
	March	519.0150	185.0485	0.054129	0.001948	0.053054	0.000473	0.097318	0.078986	0.000103	0.000105	0.0041986	5.9487E-04	1.5577E-03	9.07520E-05	0.000194	0.074979	0.000249	0.196604	0.000727	8.14815E-06	0.000473	
	April	479.3375	172.6686	0.102236	0.003150	0.055575	0.000769	0.093614	0.138833	0.000209	0.000195	0.0063994	6.6786E-04	1.5520E-03	1.67723E-04								

		Uranium (U) Total	Zinc (Zn) Total	Dissolved Organic Carbon	Alkalinity (Total as CaCO3)	Calcium dissolved	Magnesium Total
		mg/L	mg/L	mg/L	mg/L	mg/L	mg/L
Year 1	January	0.016676	0.034465	2.513099	279.80696	131.10456	17.078972
	February	0.013039	0.023553	1.782623	187.43771	91.85373	12.706687
	March	0.011925	0.019573	1.566081	159.25109	79.96621	11.384555
	April	0.010311	0.026626	1.525503	137.95093	70.21588	10.130552
	May	0.004647	0.066368	2.105748	79.75704	42.74682	6.366465
	June	0.003066	0.074478	1.407356	60.97517	34.98577	5.282394
	July	0.003733	0.067528	1.413445	68.20745	38.69682	5.806101
	August	0.004252	0.061057	1.525637	78.41585	42.01776	6.106489
	September	0.004456	0.065487	1.464105	79.28633	43.83384	6.235383
	October	0.006585	0.033816	1.556720	96.16593	52.60144	7.325428
	November	0.008659	0.026295	1.306576	110.76502	59.45411	8.736287
	December	0.009628	0.020234	1.366792	123.62883	63.87322	9.260710
Year 2	January	0.010095	0.017898	1.411654	126.28858	65.22788	9.588376
	February	0.010374	0.016843	1.336530	125.26163	65.17319	9.672941
	March	0.010449	0.015855	1.318904	124.79987	65.18275	9.703583
	April	0.009463	0.024469	1.381701	117.93928	61.64887	9.163089
	May	0.004452	0.065851	2.070992	74.94784	40.70585	6.141868
	June	0.003039	0.074384	1.400667	60.07777	34.62329	5.248618
	July	0.003741	0.067509	1.411579	68.00085	38.64279	5.811352
	August	0.004275	0.061065	1.525448	78.45638	42.07839	6.127612
	September	0.004498	0.065505	1.464095	79.39957	43.95726	6.274023
	October	0.006623	0.033832	1.556719	96.26819	52.71210	7.359974
	November	0.008659	0.026295	1.306576	110.76502	59.45411	8.736287
	December	0.009628	0.020234	1.366792	123.62883	63.87322	9.260710
Year 3	January	0.010095	0.017898	1.411654	126.28858	65.22788	9.588376
	February	0.010374	0.016843	1.336530	125.26163	65.17319	9.672941
	March	0.010449	0.015855	1.318904	124.79987	65.18275	9.703583
	April	0.009483	0.024494	1.381701	117.99509	61.70910	9.181892
	May	0.004474	0.065879	2.070992	75.01048	40.77346	6.162972
	June	0.003061	0.074412	1.400667	60.14012	34.69059	5.269623
	July	0.003775	0.067552	1.411579	68.09634	38.74585	5.843521
	August	0.004317	0.061119	1.525448	78.57562	42.20708	6.167784
	September	0.004551	0.065638	1.464095	79.55508	44.12351	6.325816
	October	0.006670	0.033952	1.556719	96.40559	52.85893	7.405713
	November	0.008659	0.026295	1.306576	110.76502	59.45411	8.736287
	December	0.009628	0.020234	1.366792	123.62883	63.87322	9.260710
Year 4	January	0.010095	0.017898	1.411654	126.28858	65.22788	9.588376
	February	0.010374	0.016843	1.336530	125.26163	65.17319	9.672941
	March	0.010449	0.015855	1.318904	124.79987	65.18275	9.703583
	April	0.009512	0.024597	1.381701	118.08317	61.80234	9.210867
	May	0.004508	0.065995	2.070992	75.10933	40.87810	6.195491
	June	0.003110	0.074614	1.400667	60.28896	34.84757	5.318381
	July	0.003855	0.067887	1.411579	68.33944	39.00213	5.923116
	August	0.004419	0.061544	1.525448	78.88307	42.53118	6.268439
	September	0.004625	0.065980	1.464095	79.78152	44.36125	6.399576
	October	0.006776	0.034477	1.556719	96.70658	53.17129	7.502551
	November	0.008659	0.026295	1.306576	110.76502	59.45411	8.736287
	December	0.009628	0.020234	1.366792	123.62883	63.87322	9.260710

		Hardness (from Total)	Sulphate dissolved	Nitrate (N)	Nitrite (N)	Ammonia (N)	Phosphorus	Fluoride (F)	Chloride	Cyanide Total	Cyanide Weak Acid Dissociable	Aluminum (Al) Total	Antimony (Sb) Total	Arsenic (As) Total	Cadmium (Cd) Total	Copper (Cu) Total	Iron (Fe) Total	Lead (Pb) Total	Manganese (Mn) Total	Nickel (Ni) Total	Silver (Ag) Total	Selenium (Se) Total	
		mg/L	mg/L	mg/L	mg/L	mg/L	mg/L	mg/L	mg/L	mg/L	mg/L	mg/L	mg/L	mg/L	mg/L	mg/L	mg/L	mg/L	mg/L	mg/L	mg/L	mg/L	mg/L
Year 5	January	505.0830	179.5563	0.061331	0.002064	0.055173	0.000503	0.096486	0.098160	0.000139	0.000147	0.0043657	5.8297E-04	1.5206E-03	1.02382E-04	0.000200	0.088399	0.000246	0.199690	0.000785	7.94566E-06	0.000550	
	February	516.0889	183.9712	0.056097	0.001977	0.053564	0.000484	0.097258	0.094144	0.000112	0.000115	0.0042657	5.9281E-04	1.5570E-03	9.51698E-05	0.000201	0.085680	0.000255	0.198228	0.000742	8.11200E-06	0.000492	
	March	519.0150	185.0485	0.054129	0.001948	0.053054	0.000473	0.097318	0.078986	0.000103	0.000105	0.0041986	5.9487E-04	1.5577E-03	9.07520E-05	0.000194	0.074979	0.000249	0.196604	0.000727	8.14815E-06	0.000473	
	April	480.1274	173.2468	0.102428	0.003340	0.055755	0.000804	0.094028	0.148271	0.000209	0.000195	0.0065006	7.0002E-04	1.5627E-03	1.71969E-04	0.000229	0.075781	0.000306	0.239834	0.001369	7.98682E-06	0.000951	
	May	267.2580	105.0391	0.300898	0.007707	0.060742	0.003601	0.069754	0.553701	0.000692	0.000674	0.0261368	9.1971E-04	1.5091E-03	5.24271E-04	0.000587	0.142405	0.000571	0.405562	0.003944	6.46103E-06	0.002794	
	June	207.2528	88.7033	0.352593	0.008988	0.061431	0.002678	0.058887	0.513685	0.000846	0.000816	0.0219917	9.8919E-04	1.4056E-03	6.07616E-04	0.000509	0.087086	0.000563	0.453076	0.004662	6.24147E-06	0.003290	
	July	239.8911	98.6424	0.309502	0.008163	0.064004	0.002765	0.065375	0.429735	0.000692	0.000701	0.0192340	9.5841E-04	1.4141E-03	5.58675E-04	0.000522	0.077082	0.000491	0.417924	0.004155	7.27073E-06	0.002966	
	August	266.3728	105.8902	0.285575	0.008001	0.062106	0.003274	0.068645	0.451932	0.000653	0.000654	0.0166510	9.6305E-04	1.4131E-03	5.16349E-04	0.000473	0.053644	0.000476	0.395076	0.003960	7.12741E-06	0.002712	
	September	274.8364	107.8245	0.290385	0.007594	0.062467	0.002456	0.075202	0.487614	0.000614	0.000621	0.0161137	9.3667E-04	1.3966E-03	5.34783E-04	0.000492	0.072890	0.000493	0.382942	0.003708	6.45715E-06	0.002797	
	October	365.4186	131.6963	0.158636	0.004511	0.059819	0.002091	0.089830	0.287181	0.000358	0.000364	0.0093890	7.1061E-04	1.3336E-03	2.75882E-04	0.000359	0.050395	0.000345	0.260592	0.001990	6.59065E-06	0.001588	
	November	447.7013	159.5508	0.083900	0.002646	0.055106	0.000869	0.092211	0.193249	0.000165	0.000165	0.0067333	5.6195E-04	1.4272E-03	1.66811E-04	0.000244	0.134486	0.000254	0.227933	0.001094	7.20358E-06	0.000804	
	December	481.4645	172.2905	0.066204	0.002364	0.053046	0.000479	0.091281	0.074963	0.000120	0.000120	0.0055611	5.7489E-04	1.4683E-03	1.20936E-04	0.000208	0.068904	0.000249	0.197623	0.000872	7.68525E-06	0.000605	
Year 6	January	505.0830	179.5563	0.061331	0.002064	0.055173	0.000503	0.096486	0.098160	0.000139	0.000147	0.0043657	5.8297E-04	1.5206E-03	1.02382E-04	0.000200	0.088399	0.000246	0.199690	0.000785	7.94566E-06	0.000550	
	February	516.0889	183.9712	0.056097	0.001977	0.053564	0.000484	0.097258	0.094144	0.000112	0.000115	0.0042657	5.9281E-04	1.5570E-03	9.51698E-05	0.000201	0.085680	0.000255	0.198228	0.000742	8.11200E-06	0.000492	
	March	519.0150	185.0485	0.054129	0.001948	0.053054	0.000473	0.097318	0.078986	0.000103	0.000105	0.0041986	5.9487E-04	1.5577E-03	9.07520E-05	0.000194	0.074979	0.000249	0.196604	0.000727	8.14815E-06	0.000473	
	April	480.7034	173.6562	0.102580	0.003487	0.055898	0.000830	0.094353	0.154964	0.000209	0.000195	0.0065833	7.3147E-04	1.5743E-03	1.75508E-04	0.000237	0.075816	0.000320	0.240183	0.001384	8.01832E-06	0.000968	
	May	267.9045	105.4986	0.301068	0.007872	0.060902	0.003631	0.070118	0.561212	0.000692	0.000674	0.0262296	9.5500E-04	1.5221E-03	5.28243E-04	0.000595	0.142444	0.000586	0.405953	0.003961	6.49638E-06	0.002813	
	June	207.8962	89.1607	0.352762	0.009152	0.061591	0.002708	0.059250	0.521161	0.000846	0.000816	0.0220840	1.0243E-03	1.4185E-03	6.11570E-04	0.000517	0.087125	0.000579	0.453466	0.004678	6.27665E-06	0.003309	
	July	240.8765	99.3428	0.309761	0.008414	0.064249	0.002810	0.065931	0.441185	0.000692	0.000701	0.0193754	1.0122E-03	1.4339E-03	5.64729E-04	0.000534	0.077141	0.000515	0.418520	0.004180	7.32462E-06	0.002995	
	August	268.2504	107.2224	0.286110	0.008519	0.062616	0.003362	0.069723	0.475326	0.000653	0.000654	0.0169418	1.0753E-03	1.4533E-03	5.28679E-04	0.000498	0.053770	0.000523	0.396287	0.004009	7.23455E-06	0.002770	
	September	276.1597	108.7618	0.290777	0.007974	0.062844	0.002519	0.075972	0.504660	0.000614	0.000621	0.0163296	1.0220E-03	1.4270E-03	5.44026E-04	0.000511	0.072988	0.000529	0.383836	0.003744	6.53518E-06	0.002840	
	October	366.5467	132.4951	0.158972	0.004835	0.060142	0.002145	0.090487	0.301750	0.000358	0.000364	0.0095738	7.8375E-04	1.3596E-03	2.83798E-04	0.000374	0.050479	0.000375	0.261356	0.002021	6.65733E-06	0.001624	
	November	447.7013	159.5508	0.083900	0.002646	0.055106	0.000869	0.092211	0.193249	0.000165	0.000165	0.0067333	5.6195E-04	1.4272E-03	1.66811E-04	0.000244	0.134486	0.000254	0.227933	0.001094	7.20358E-06	0.000804	
	December	481.4645	172.2905	0.066204	0.002364	0.053046	0.000479	0.091281	0.074963	0.000120	0.000120	0.0055611	5.7489E-04	1.4683E-03	1.20936E-04	0.000208	0.068904	0.000249	0.197623	0.000872	7.68525E-06	0.000605	
Year 7	January	505.0830	179.5563	0.061331	0.002064	0.055173	0.000503	0.096486	0.098160	0.000139	0.000147	0.0043657	5.8297E-04	1.5206E-03	1.02382E-04	0.000200	0.088399	0.000246	0.199690	0.000785	7.94566E-06	0.000550	
	February	516.0889	183.9712	0.056097	0.001977	0.053564	0.000484	0.097258	0.094144	0.000112	0.000115	0.0042657	5.9281E-04	1.5570E-03	9.51698E-05	0.000201	0.085680	0.000255	0.198228	0.000742	8.11200E-06	0.000492	
	March	519.0150	185.0485	0.054129	0.001948	0.053054	0.000473	0.097318	0.078986	0.000103	0.000105	0.0041986	5.9487E-04	1.5577E-03	9.07520E-05	0.000194	0.074979	0.000249	0.196604	0.000727	8.14815E-06	0.000473	
	April	481.3128	174.0841	0.102788	0.003687	0.056094	0.000861	0.094720	0.163821	0.000209	0.000195	0.0066970	7.7321E-04	1.5901E-03	1.79851E-04	0.000245	0.075866	0.000337	0.240616	0.001400	8.05670E-06	0.000988	
	May	268.5883	105.9788	0.301302	0.008097	0.061121	0.003665	0.070531	0.571153	0.000692	0.000674	0.0263572	1.0019E-03	1.5399E-03	5.33117E-04	0.000605	0.142500	0.000605	0.406440	0.003979	6.53945E-06	0.002835	
	June	208.5769	89.6386	0.352995	0.009376	0.061809	0.002742	0.059661	0.531055	0.000846	0.000816	0.0222110	1.0710E-03	1.4362E-03	6.16421E-04	0.000527	0.087181	0.000597	0.453950	0.004696	6.31953E-06	0.003331	
	July	241.9190	100.0748	0.310117	0.008758	0.064583	0.002863	0.066560	0.456338	0.000692	0.000701	0.0195700	1.0836E-03	1.4610E-03	5.72159E-04	0.000549	0.077226	0.000543	0.419262	0.004208	7.39028E-06	0.003029	
	August	269.6074	108.1679	0.286649	0.009039	0.063097	0.003434	0.070574	0.498076	0.000653	0.000654	0.0172411	1.1673E-03	1.4924E-03	5.38250E-04	0.000518	0.053905	0.000560	0.397296	0.004043	7.32865E-06	0.002813	
	September	277.5289	109.7152	0.291328	0.008504	0.063334	0.002592	0.076834	0.527860	0.000614	0.000621	0.0166354	1.1147E-03	1.4667E-03	5.53675E-04	0.000531	0.073126	0.000566	0.384858	0.003777	6.63082E-06	0.002883	
	October	367.7418	133.3273	0.159453	0.005298	0.060569	0.002208	0.091240	0.322011	0.000358	0.000364	0.0098408	8.6470E-04	1.3943E-03	2.92220E-04	0.000392	0.050599	0.000407	0.262249	0.002050	6.74085E-06	0.001662	
	November	447.7013	159.5508	0.083900	0.002646	0.055106	0.000869	0.092211	0.193249	0.000165	0.000165	0.0067333	5.6195E-04	1.4272E-03	1.66811E-04	0.000244	0.134486	0.000254	0.227933	0.001094	7.20358E-06	0.000804	
	December	481.4645	172.2905	0.066204	0.002364	0.053046	0.000479	0.091281	0.074963	0.000120	0.000120	0.0055611	5.7489E-04	1.4683E-03	1.20936E-04	0.000208	0.068904	0.000249	0.197623	0.000872	7.68525E-06	0.000605	
Year 8	January	505.0830	179.5563	0.061331	0.002064	0.055173	0.000503	0.096486	0.098160	0.000139	0.000147	0.0043657	5.8297E-04	1.5206E-03	1.02382E-04	0.000200	0.088399	0.000246	0.199690	0.000785	7.94566E-06	0.000550	
	February	516.0889	183.9712	0.056097	0.001977	0.053564	0.000484	0.097258	0.094144	0.000112	0.000115	0.0042657	5.9281E-04	1.5570E-03	9.51698E-05	0.000201	0.085680	0.000255	0.198228	0.000742	8.11200E-06	0.000492	
	March	519.0150	185.0485	0.054129	0.001948	0.053054	0.000473	0.097318	0.078986	0.000103	0.000105	0.0041986	5.9487E-04	1.5577E-03	9.07520E-05	0.000194	0.074979	0.000249	0.196604	0.000727	8.14815E-06	0.000473	
	April	482.0090	174.5736	0.103111	0.004000	0.056375	0.000900	0.095174	0.177672	0.000209	0.000195	0.0068788	8.2441E-04	1.6162E-03	1.85279E-04								

		Uranium (U) Total	Zinc (Zn) Total	Dissolved Organic Carbon	Alkalinity (Total as CaCO3)	Calcium dissolved	Magnesium Total
		mg/L	mg/L	mg/L	mg/L	mg/L	mg/L
Year 5	January	0.010095	0.017898	1.411654	126.28858	65.22788	9.588376
	February	0.010374	0.016843	1.336530	125.26163	65.17319	9.672941
	March	0.010449	0.015855	1.318904	124.79987	65.18275	9.703583
	April	0.009579	0.024904	1.381701	118.25447	61.97163	9.263491
	May	0.004582	0.066340	2.070992	75.30159	41.06810	6.254553
	June	0.003168	0.074870	1.400667	60.42986	34.98385	5.360776
	July	0.003940	0.068254	1.411579	68.54009	39.19499	5.983123
	August	0.004523	0.061996	1.525448	79.12976	42.76796	6.342116
	September	0.004795	0.066691	1.464095	80.17495	44.72881	6.514194
	October	0.006885	0.034879	1.556719	96.94952	53.38913	7.570728
	November	0.008659	0.026295	1.306576	110.76502	59.45411	8.736287
	December	0.009628	0.020234	1.366792	123.62883	63.87322	9.260710
Year 6	January	0.010095	0.017898	1.411654	126.28858	65.22788	9.588376
	February	0.010374	0.016843	1.336530	125.26163	65.17319	9.672941
	March	0.010449	0.015855	1.318904	124.79987	65.18275	9.703583
	April	0.009642	0.025160	1.381701	118.39073	62.09237	9.301244
	May	0.004653	0.066626	2.070992	75.45452	41.20361	6.296924
	June	0.003238	0.075156	1.400667	60.58208	35.11872	5.402949
	July	0.004047	0.068691	1.411579	68.77321	39.40154	6.047712
	August	0.004734	0.062885	1.525448	79.58642	43.16220	6.465551
	September	0.004949	0.067357	1.464095	80.50240	45.00692	6.601283
	October	0.007016	0.035450	1.556719	97.22903	53.62622	7.644973
	November	0.008659	0.026295	1.306576	110.76502	59.45411	8.736287
	December	0.009628	0.020234	1.366792	123.62883	63.87322	9.260710
Year 7	January	0.010095	0.017898	1.411654	126.28858	65.22788	9.588376
	February	0.010374	0.016843	1.336530	125.26163	65.17319	9.672941
	March	0.010449	0.015855	1.318904	124.79987	65.18275	9.703583
	April	0.009717	0.025473	1.381701	118.55199	62.22062	9.341571
	May	0.004737	0.066978	2.070992	75.63550	41.34755	6.342184
	June	0.003323	0.075505	1.400667	60.76222	35.26199	5.447997
	July	0.004176	0.069227	1.411579	69.04909	39.62096	6.116704
	August	0.004913	0.063574	1.525448	79.97363	43.44967	6.556191
	September	0.005130	0.068052	1.464095	80.89538	45.29715	6.692813
	October	0.007174	0.036056	1.556719	97.57214	53.87955	7.724868
	November	0.008659	0.026295	1.306576	110.76502	59.45411	8.736287
	December	0.009628	0.020234	1.366792	123.62883	63.87322	9.260710
Year 8	January	0.010095	0.017898	1.411654	126.28858	65.22788	9.588376
	February	0.010374	0.016843	1.336530	125.26163	65.17319	9.672941
	March	0.010449	0.015855	1.318904	124.79987	65.18275	9.703583
	April	0.009812	0.025863	1.381701	118.76188	62.37180	9.389053
	May	0.004843	0.067416	2.070992	75.87107	41.51722	6.395474
	June	0.003428	0.075941	1.400667	60.99669	35.43087	5.501039
	July	0.004443	0.070239	1.411579	69.61086	40.01222	6.239737
	August	0.005179	0.064561	1.525448	80.51871	43.82240	6.673253
	September	0.005391	0.069022	1.464095	81.43046	45.66228	6.807478
	October	0.007402	0.036901	1.556719	98.03848	54.19775	7.824790
	November	0.008659	0.026295	1.306576	110.76502	59.45411	8.736287
	December	0.009628	0.020234	1.366792	123.62883	63.87322	9.260710

		Hardness (from Total)	Sulphate dissolved	Nitrate (N)	Nitrite (N)	Ammonia (N)	Phosphorus	Fluoride (F)	Chloride	Cyanide Total	Cyanide Weak Acid Dissociable	Aluminum (Al) Total	Antimony (Sb) Total	Arsenic (As) Total	Cadmium (Cd) Total	Copper (Cu) Total	Iron (Fe) Total	Lead (Pb) Total	Manganese (Mn) Total	Nickel (Ni) Total	Silver (Ag) Total	Selenium (Se) Total	
		mg/L	mg/L	mg/L	mg/L	mg/L	mg/L	mg/L	mg/L	mg/L	mg/L	mg/L	mg/L	mg/L	mg/L	mg/L	mg/L	mg/L	mg/L	mg/L	mg/L	mg/L	mg/L
Year 9	January	505.0830	179.5563	0.061331	0.002064	0.055173	0.000503	0.096486	0.098160	0.000139	0.000147	0.0043657	5.8297E-04	1.5206E-03	1.02382E-04	0.000200	0.088399	0.000246	0.199690	0.000785	7.94566E-06	0.000550	
	February	516.0889	183.9712	0.056097	0.001977	0.053564	0.000484	0.097258	0.094144	0.000112	0.000115	0.0042657	5.9281E-04	1.5570E-03	9.51698E-05	0.000201	0.085680	0.000255	0.198228	0.000742	8.11200E-06	0.000492	
	March	519.0150	185.0485	0.054129	0.001948	0.053054	0.000473	0.097318	0.078986	0.000103	0.000105	0.0041986	5.9487E-04	1.5577E-03	9.07520E-05	0.000194	0.074979	0.000249	0.196604	0.000727	8.14815E-06	0.000473	
	April	483.4442	175.5933	0.104052	0.004898	0.057144	0.000994	0.096194	0.216676	0.000209	0.000195	0.0072882	9.5276E-04	1.7260E-03	1.96875E-04	0.000283	0.076086	0.000403	0.242713	0.001447	8.22781E-06	0.001061	
	May	270.9805	107.6726	0.302720	0.009457	0.062300	0.003814	0.072185	0.630473	0.000692	0.000674	0.0270208	1.2034E-03	1.6924E-03	5.52223E-04	0.000648	0.142747	0.000680	0.408793	0.004032	6.73150E-06	0.002917	
	June	210.9579	91.3245	0.354407	0.010729	0.062982	0.002890	0.061307	0.590098	0.000846	0.000816	0.0228715	1.2715E-03	1.5880E-03	6.35438E-04	0.000569	0.087427	0.000671	0.456292	0.004749	6.51067E-06	0.003413	
	July	246.1954	103.1052	0.312678	0.011212	0.066708	0.003129	0.069512	0.563833	0.000692	0.000701	0.0207341	1.4561E-03	1.7530E-03	6.06110E-04	0.000625	0.077619	0.000676	0.423505	0.004302	7.72674E-06	0.003176	
	August	274.4065	111.5779	0.289643	0.011906	0.065566	0.003738	0.073921	0.623752	0.000653	0.000654	0.0185632	1.6012E-03	1.8515E-03	5.76818E-04	0.000604	0.054319	0.000711	0.402213	0.004146	7.70804E-06	0.002980	
	September	282.3099	113.1133	0.294321	0.011372	0.065802	0.002896	0.080172	0.653532	0.000614	0.000621	0.0179540	1.5485E-03	1.8274E-03	5.92142E-04	0.000617	0.073537	0.000716	0.389771	0.003881	7.00895E-06	0.003050	
	October	372.8891	137.0010	0.162686	0.008399	0.063243	0.002534	0.094792	0.458944	0.000358	0.000364	0.0112178	1.3427E-03	1.7883E-03	3.34358E-04	0.000485	0.050983	0.000572	0.267631	0.002162	7.13748E-06	0.001844	
	November	447.7013	159.5508	0.083900	0.002646	0.055106	0.000869	0.092211	0.193249	0.000165	0.000165	0.0067333	5.6195E-04	1.4272E-03	1.66811E-04	0.000244	0.134486	0.000254	0.227933	0.001094	7.20358E-06	0.000804	
	December	481.4645	172.2905	0.066204	0.002364	0.053046	0.000479	0.091281	0.074963	0.000120	0.000120	0.0055611	5.7489E-04	1.4683E-03	1.20936E-04	0.000208	0.068904	0.000249	0.197623	0.000872	7.68525E-06	0.000605	
Year 10	January	505.0830	179.5563	0.061331	0.002064	0.055173	0.000503	0.096486	0.098160	0.000139	0.000147	0.0043657	5.8297E-04	1.5206E-03	1.02382E-04	0.000200	0.088399	0.000246	0.199690	0.000785	7.94566E-06	0.000550	
	February	516.0889	183.9712	0.056097	0.001977	0.053564	0.000484	0.097258	0.094144	0.000112	0.000115	0.0042657	5.9281E-04	1.5570E-03	9.51698E-05	0.000201	0.085680	0.000255	0.198228	0.000742	8.11200E-06	0.000492	
	March	519.0150	185.0485	0.054129	0.001948	0.053054	0.000473	0.097318	0.078986	0.000103	0.000105	0.0041986	5.9487E-04	1.5577E-03	9.07520E-05	0.000194	0.074979	0.000249	0.196604	0.000727	8.14815E-06	0.000473	
	April	485.3838	176.9981	0.105273	0.006075	0.058179	0.001114	0.097491	0.270368	0.000209	0.000195	0.0077394	1.1810E-03	1.9075E-03	2.16201E-04	0.000321	0.076141	0.000479	0.245011	0.001496	8.36157E-06	0.001138	
	May	273.1574	109.2493	0.304091	0.010777	0.063462	0.003949	0.073640	0.690733	0.000692	0.000674	0.0275272	1.4596E-03	1.8962E-03	5.73914E-04	0.000690	0.142809	0.000765	0.411372	0.004087	6.88162E-06	0.003004	
	June	213.1246	92.8939	0.355771	0.012044	0.064138	0.003025	0.062756	0.650077	0.000846	0.000816	0.0233755	1.5265E-03	1.7908E-03	6.57028E-04	0.000612	0.087488	0.000756	0.458859	0.004803	6.66009E-06	0.003499	
	July	249.3399	105.3828	0.314678	0.013136	0.068423	0.003325	0.071645	0.652245	0.000692	0.000701	0.0214719	1.8744E-03	2.0631E-03	6.41417E-04	0.000692	0.077715	0.000816	0.427468	0.004389	7.94631E-06	0.003311	
	August	278.2888	114.3898	0.292117	0.014287	0.067693	0.003980	0.076563	0.733278	0.000653	0.000654	0.0194759	2.1307E-03	2.2385E-03	6.21483E-04	0.000688	0.054439	0.000888	0.407171	0.004256	7.97986E-06	0.003149	
	September	286.9530	116.4904	0.297314	0.014247	0.068400	0.003188	0.083355	0.786263	0.000614	0.000621	0.0190431	2.2221E-03	2.3026E-03	6.49062E-04	0.000721	0.073685	0.000944	0.395939	0.004019	7.33650E-06	0.003263	
	October	375.9991	139.2645	0.164700	0.010332	0.065012	0.002730	0.096954	0.548554	0.000358	0.000364	0.0119496	1.8376E-03	2.1278E-03	3.76017E-04	0.000559	0.051088	0.000740	0.271973	0.002263	7.35910E-06	0.001996	
	November	447.7013	159.5508	0.083900	0.002646	0.055106	0.000869	0.092211	0.193249	0.000165	0.000165	0.0067333	5.6195E-04	1.4272E-03	1.66811E-04	0.000244	0.134486	0.000254	0.227933	0.001094	7.20358E-06	0.000804	
	December	481.4645	172.2905	0.066204	0.002364	0.053046	0.000479	0.091281	0.074963	0.000120	0.000120	0.0055611	5.7489E-04	1.4683E-03	1.20936E-04	0.000208	0.068904	0.000249	0.197623	0.000872	7.68525E-06	0.000605	

		Uranium (U) Total mg/L	Zinc (Zn) Total mg/L	Dissolved Organic Carbon mg/L	Alkalinity (Total as CaCO3) mg/L	Calcium dissolved mg/L	Magnesium Total mg/L
Year 9	January	0.010095	0.017898	1.411654	126.28858	65.22788	9.588376
	February	0.010374	0.016843	1.336530	125.26163	65.17319	9.672941
	March	0.010449	0.015855	1.318904	124.79987	65.18275	9.703583
	April	0.010072	0.026703	1.381701	119.25438	62.69372	9.490474
	May	0.005135	0.068359	2.070992	76.42381	41.87852	6.509302
	June	0.003719	0.076880	1.400667	61.54685	35.79048	5.614335
	July	0.004893	0.071683	1.411579	70.46938	40.57446	6.416762
	August	0.005741	0.066367	1.525448	81.59489	44.52744	6.895214
	September	0.005957	0.070838	1.464095	82.51309	46.37158	7.030774
	October	0.008059	0.039112	1.556719	99.31030	55.04262	8.090295
	November	0.008659	0.026295	1.306576	110.76502	59.45411	8.736287
	December	0.009628	0.020234	1.366792	123.62883	63.87322	9.260710
Year 10	January	0.010095	0.017898	1.411654	126.28858	65.22788	9.588376
	February	0.010374	0.016843	1.336530	125.26163	65.17319	9.672941
	March	0.010449	0.015855	1.318904	124.79987	65.18275	9.703583
	April	0.010405	0.028108	1.381701	119.91219	63.14533	9.631072
	May	0.005510	0.069935	2.070992	77.16210	42.38538	6.667099
	June	0.004091	0.078449	1.400667	62.28168	36.29497	5.771394
	July	0.005477	0.074247	1.411579	71.54671	41.31174	6.644625
	August	0.006475	0.069610	1.525448	82.92794	45.43910	7.176522
	September	0.006881	0.074978	1.464095	84.10144	47.46628	7.366961
	October	0.008710	0.042140	1.556719	100.38119	55.78053	8.315577
	November	0.008659	0.026295	1.306576	110.76502	59.45411	8.736287
	December	0.009628	0.020234	1.366792	123.62883	63.87322	9.260710

		Hardness (from Total)	Sulphate dissolved	Nitrate (N)	Nitrite (N)	Ammonia (N)	Phosphorus (P)	Fluoride (F)	Chloride (Cl)	Cyanide Total	Cyanide Weak Acid Dissociable	Aluminum (Al) Total	Antimony (Sb) Total	Arsenic (As) Total	Cadmium (Cd) Total	Copper (Cu) Total	Iron (Fe) Total	Lead (Pb) Total	Manganese (Mn) Total	Nickel (Ni) Total	Silver (Ag) Total	Selenium (Se) Total	
		mg/L	mg/L	mg/L	mg/L	mg/L	mg/L	mg/L	mg/L	mg/L	mg/L	mg/L	mg/L	mg/L	mg/L	mg/L	mg/L	mg/L	mg/L	mg/L	mg/L	mg/L	mg/L
Year 1	January	500.1002	173.2805	0.064118	0.002394	0.103066	0.001354	0.120109	0.232635	0.000215	0.000217	0.0105569	5.2637E-04	3.4819E-03	1.30588E-04	0.000394	1.839438	0.000269	0.289597	0.001237	9.68102E-06	0.000624	
	February	512.8024	179.9438	0.057322	0.002165	0.082388	0.000984	0.111433	0.172980	0.000162	0.000163	0.0079029	5.5606E-04	2.7270E-03	1.10967E-04	0.000315	1.136296	0.000265	0.250500	0.001001	9.14337E-06	0.000537	
	March	519.6753	183.4094	0.053630	0.002058	0.072762	0.000799	0.107353	0.134980	0.000137	0.000138	0.0065824	5.7121E-04	2.3670E-03	1.00003E-04	0.000273	0.795662	0.000257	0.231617	0.000889	8.89794E-06	0.000492	
	April	496.6307	176.7451	0.082192	0.002703	0.068564	0.000844	0.101975	0.149311	0.000189	0.000180	0.0070421	6.1575E-04	2.1119E-03	1.41630E-04	0.000259	0.569274	0.000275	0.247118	0.001205	8.53720E-06	0.000748	
	May	317.4968	119.6647	0.246191	0.006242	0.065219	0.002979	0.077607	0.457440	0.000575	0.000560	0.0220801	7.9619E-04	1.7025E-03	4.26410E-04	0.000514	0.309714	0.000483	0.369580	0.003260	6.87530E-06	0.002257	
	June	231.7438	95.2875	0.324145	0.008070	0.062975	0.002431	0.062196	0.464419	0.000781	0.000753	0.0203841	8.9950E-04	1.4418E-03	5.53754E-04	0.000471	0.124941	0.000510	0.432322	0.004279	6.31732E-06	0.002990	
	July	268.7893	106.5090	0.276621	0.006987	0.063629	0.002475	0.068199	0.357095	0.000608	0.000625	0.0170078	8.4194E-04	1.4003E-03	4.96880E-04	0.000473	0.074459	0.000415	0.390273	0.003688	7.46159E-06	0.002611	
	August	290.2091	112.0665	0.258843	0.006846	0.060864	0.002900	0.070049	0.387702	0.000594	0.000596	0.0148641	8.3514E-04	1.3876E-03	4.58425E-04	0.000416	0.049322	0.000405	0.371894	0.003548	7.09759E-06	0.002391	
	September	298.0654	114.3173	0.271804	0.006469	0.058686	0.002080	0.075234	0.420983	0.000572	0.000579	0.0145687	8.0091E-04	1.3736E-03	4.86413E-04	0.000431	0.068173	0.000420	0.364177	0.003372	6.50888E-06	0.002533	
	October	388.6033	138.2026	0.136782	0.003436	0.057037	0.001759	0.090065	0.222120	0.000312	0.000318	0.0078672	5.8470E-04	1.3142E-03	2.24221E-04	0.000301	0.045112	0.000275	0.241258	0.001649	6.66686E-06	0.001303	
	November	452.7718	161.2674	0.082915	0.002586	0.054635	0.000926	0.093114	0.179812	0.000170	0.000171	0.0063647	5.6601E-04	1.4292E-03	1.58599E-04	0.000245	0.109716	0.000253	0.221653	0.001072	7.29046E-06	0.000795	
	December	483.0165	172.5507	0.064808	0.002300	0.052792	0.000571	0.092917	0.099630	0.000123	0.000124	0.0054250	5.7303E-04	1.4715E-03	1.21222E-04	0.000215	0.076590	0.000248	0.199811	0.000857	7.68870E-06	0.000604	
Year 2	January	502.4461	178.9684	0.059447	0.002092	0.053732	0.000514	0.095785	0.096801	0.000127	0.000132	0.0045702	5.8118E-04	1.5116E-03	1.04436E-04	0.000205	0.081234	0.000245	0.197530	0.000776	7.92296E-06	0.000543	
	February	514.2119	183.3611	0.054516	0.001984	0.052747	0.000479	0.096819	0.091370	0.000109	0.000112	0.0043061	5.8899E-04	1.5432E-03	9.52545E-05	0.000202	0.079949	0.000251	0.195185	0.000724	8.08711E-06	0.000488	
	March	520.6419	185.7529	0.051705	0.001934	0.052435	0.000453	0.097331	0.079014	0.000101	0.000103	0.0041157	5.9379E-04	1.5552E-03	8.92279E-05	0.000195	0.071249	0.000248	0.193684	0.000699	8.17358E-06	0.000459	
	April	497.4342	178.4569	0.080864	0.002617	0.054537	0.000610	0.095135	0.110690	0.000164	0.000156	0.0053591	6.3237E-04	1.5534E-03	1.34267E-04	0.000206	0.069386	0.000269	0.220947	0.001077	8.04560E-06	0.000727	
	May	317.9416	120.3979	0.245703	0.006211	0.060058	0.002898	0.075174	0.443231	0.000566	0.000551	0.0214819	8.0343E-04	1.4989E-03	4.23780E-04	0.000496	0.125828	0.000481	0.359959	0.003216	6.70347E-06	0.002251	
	June	232.0219	95.5762	0.324034	0.008062	0.061808	0.002418	0.061746	0.461207	0.000779	0.000751	0.0202738	9.0249E-04	1.3979E-03	5.53253E-04	0.000468	0.083396	0.000510	0.430155	0.004273	6.28922E-06	0.002991	
	July	269.1758	106.7870	0.276609	0.006986	0.063504	0.002486	0.068350	0.356752	0.000607	0.000625	0.0170462	8.4496E-04	1.4001E-03	4.97016E-04	0.000475	0.070081	0.000416	0.390059	0.003694	7.48020E-06	0.002616	
	August	290.6521	112.3742	0.258842	0.006845	0.060856	0.002914	0.070292	0.387678	0.000594	0.000596	0.0149253	8.3850E-04	1.3927E-03	4.58655E-04	0.000419	0.049076	0.000406	0.371898	0.003557	7.12408E-06	0.002396	
	September	298.8646	114.8718	0.271806	0.006471	0.058687	0.002106	0.075672	0.421040	0.000572	0.000579	0.0146681	8.0687E-04	1.3834E-03	4.86801E-04	0.000435	0.068281	0.000422	0.364217	0.003388	6.55362E-06	0.002543	
	October	389.2197	138.6303	0.136782	0.003437	0.057038	0.001779	0.090403	0.222164	0.000312	0.000318	0.0079439	5.8930E-04	1.3217E-03	2.24521E-04	0.000305	0.045195	0.000276	0.241288	0.001661	6.70137E-06	0.001312	
	November	452.8703	161.3358	0.082915	0.002586	0.054635	0.000930	0.093167	0.179819	0.000170	0.000171	0.0063770	5.6675E-04	1.4304E-03	1.58647E-04	0.000246	0.109729	0.000253	0.221658	0.001074	7.29597E-06	0.000796	
	December	483.0471	172.5719	0.064808	0.002300	0.052792	0.000572	0.092934	0.099633	0.000123	0.000124	0.0054288	5.7326E-04	1.4719E-03	1.21237E-04	0.000216	0.076594	0.000248	0.199813	0.000857	7.69042E-06	0.000604	
Year 3	January	502.4605	178.9784	0.059447	0.002092	0.053732	0.000514	0.095793	0.096802	0.000127	0.000132	0.0045720	5.8128E-04	1.5118E-03	1.04443E-04	0.000205	0.081236	0.000245	0.197531	0.000776	7.92377E-06	0.000543	
	February	514.2205	183.3671	0.054516	0.001984	0.052747	0.000479	0.096824	0.091370	0.000109	0.000112	0.0043071	5.8905E-04	1.5433E-03	9.52587E-05	0.000202	0.079950	0.000251	0.195185	0.000724	8.08759E-06	0.000488	
	March	520.6478	185.7570	0.051705	0.001934	0.052435	0.000453	0.097335	0.079014	0.000101	0.000103	0.0041165	5.9384E-04	1.5553E-03	8.92307E-05	0.000195	0.071250	0.000248	0.193685	0.000699	8.17392E-06	0.000459	
	April	497.6785	178.6289	0.080875	0.002628	0.054547	0.000618	0.095265	0.111258	0.000164	0.000156	0.0053866	6.3520E-04	1.5563E-03	1.34561E-04	0.000208	0.069411	0.000270	0.220983	0.001082	8.05838E-06	0.000730	
	May	318.2941	120.6459	0.245718	0.006227	0.060073	0.002910	0.075362	0.444061	0.000566	0.000551	0.0215215	8.0754E-04	1.5030E-03	4.24207E-04	0.000498	0.125865	0.000483	0.360010	0.003223	6.72188E-06	0.002257	
	June	232.4139	95.8522	0.324052	0.008080	0.061825	0.002432	0.061954	0.462133	0.000779	0.000751	0.0203178	9.0706E-04	1.4025E-03	5.53730E-04	0.000470	0.083437	0.000512	0.430212	0.004281	6.30969E-06	0.002997	
	July	269.8456	107.2585	0.276639	0.007016	0.063532	0.002509	0.068706	0.358336	0.000607	0.000625	0.0171214	8.5277E-04	1.4079E-03	4.97830E-04	0.000479	0.070151	0.000419	0.390157	0.003708	7.51518E-06	0.002627	
	August	291.4312	112.9225	0.258878	0.006881	0.060889	0.002941	0.070706	0.389519	0.000594	0.000596	0.0150127	8.4759E-04	1.4018E-03	4.59602E-04	0.000424	0.049158	0.000409	0.372012	0.003572	7.16476E-06	0.002408	
	September	299.8793	115.5998	0.271917	0.006582	0.058791	0.002144	0.076201	0.426843	0.000572	0.000579	0.0147864	8.2530E-04	1.3946E-03	4.89215E-04	0.000443	0.068379	0.000431	0.364509	0.003408	6.60733E-06	0.002562	
	October	390.0024	139.1918	0.136868	0.003523	0.057119	0.001809	0.090811	0.226639	0.000312	0.000318	0.0080351	6.0351E-04	1.3303E-03	2.26383E-04	0.000311	0.045271	0.000284	0.241514	0.001677	6.74281E-06	0.001326	
	November	452.9953	161.4254	0.082928	0.002600	0.054648	0.000934	0.093233	0.180533	0.000170	0.000171	0.0063915	5.6902E-04	1.4318E-03	1.58944E-04	0.000247	0.109741	0.000254	0.221694	0.001077	7.30259E-06	0.000799	
	December	483.0860	172.5998	0.064812	0.002304	0.052796	0.000574	0.092954	0.099855	0.000123	0.000124	0.0054334	5.7396E-04	1.4723E-03	1.21329E-04	0.000216	0.076598	0.000248	0.199824	0.000858	7.69247E-06	0.000605	
Year 4	January	502.4788	178.9915	0.059449	0.002094	0.053734	0.000515	0.095803	0.096907	0.000127	0.000132	0.0045741	5.8161E-04	1.5120E-03	1.04486E-04	0.000205	0.081238	0.000246	0.197536	0.000777	7.92474E-06	0.000543	
	February	514.2315	183.3750	0.054517	0.001985	0.052749	0.000480	0.096830	0.091433	0.000109	0.000112	0.0043084	5.8925E-04	1.5434E-03	9.52848E-05	0.000202	0.079951	0.000251	0.195189	0.000725	8.08817E-06	0.000488	
	March	520.6554	185.7624	0.051706	0.001935	0.052436	0.000453	0.097339	0.079058	0.000101	0.000103	0.0041174	5.9397E-04	1.5554E-03	8.92487E-05	0.000195	0.071251	0.000248	0.193687	0.000699	8.17431E-06	0.000459	
	April	498.0394	178.8912	0.080931	0.002684	0.054600	0.000632	0.095453	0.114183	0.000164	0.000156	0.0054329	6.4347E-04	1.5601E-03	1.357								

		Uranium (U) Total	Zinc (Zn) Total	Dissolved Organic Carbon	Alkalinity (Total as CaCO3)	Calcium dissolved	Magnesium Total
		mg/L	mg/L	mg/L	mg/L	mg/L	mg/L
Year 1	January	0.008852	0.024264	1.529322	231.66385	96.93057	10.477213
	February	0.009621	0.020518	1.434178	189.49191	84.51022	10.219904
	March	0.010006	0.018213	1.395971	169.45016	78.69688	10.109080
	April	0.009579	0.022428	1.418240	151.35664	72.40109	9.659373
	May	0.005541	0.055388	1.967353	96.16314	49.09340	6.952609
	June	0.003608	0.068912	1.420324	67.59091	37.86776	5.620731
	July	0.004464	0.061284	1.419828	74.52347	41.77991	6.246352
	August	0.004909	0.055777	1.528261	83.32327	44.46780	6.471795
	September	0.005154	0.061756	1.438950	84.18485	46.12440	6.604550
	October	0.007255	0.029353	1.545119	100.95750	54.82151	7.687127
	November	0.008797	0.024406	1.354791	111.63296	59.85123	8.748147
	December	0.009625	0.019946	1.366372	121.25958	63.33696	9.225210
Year 2	January	0.010056	0.017890	1.394123	124.78804	64.81164	9.510257
	February	0.010344	0.016688	1.352949	125.27980	65.21283	9.638948
	March	0.010502	0.015587	1.340267	125.41532	65.46328	9.710676
	April	0.009930	0.020620	1.379798	120.99379	63.29579	9.392873
	May	0.005680	0.054728	1.953210	85.02006	45.77312	6.863781
	June	0.003651	0.068768	1.417127	65.10436	37.15230	5.611616
	July	0.004493	0.061279	1.419487	74.32379	41.77430	6.267426
	August	0.004938	0.055790	1.528237	83.38561	44.54982	6.498971
	September	0.005207	0.061779	1.438950	84.33132	46.28283	6.653991
	October	0.007296	0.029371	1.545119	101.07048	54.94371	7.725264
	November	0.008803	0.024409	1.354791	111.65101	59.87075	8.754239
	December	0.009627	0.019947	1.366372	121.26520	63.34303	9.227105
Year 3	January	0.010057	0.017891	1.394123	124.79068	64.81449	9.511149
	February	0.010345	0.016689	1.352949	125.28138	65.21455	9.639483
	March	0.010502	0.015587	1.340267	125.41641	65.46446	9.711043
	April	0.009947	0.020640	1.379798	121.03943	63.34505	9.408248
	May	0.005704	0.054757	1.953210	85.08591	45.84418	6.885964
	June	0.003677	0.068801	1.417127	65.17761	37.23136	5.636293
	July	0.004537	0.061336	1.419487	74.44893	41.90936	6.309585
	August	0.004990	0.055855	1.528237	83.53116	44.70690	6.548006
	September	0.005275	0.061952	1.438950	84.52778	46.49275	6.719385
	October	0.007348	0.029504	1.545119	101.22201	55.10563	7.775705
	November	0.008811	0.024430	1.354791	111.67521	59.89661	8.762295
	December	0.009630	0.019953	1.366372	121.27272	63.35108	9.229610
Year 4	January	0.010058	0.017894	1.394123	124.79423	64.81828	9.512327
	February	0.010346	0.016691	1.352949	125.28351	65.21682	9.640191
	March	0.010503	0.015588	1.340267	125.41787	65.46602	9.711529
	April	0.009971	0.020724	1.379798	121.11127	63.42110	9.431885
	May	0.005739	0.054879	1.953210	85.18975	45.95410	6.920126
	June	0.003735	0.069037	1.417127	65.35173	37.41502	5.693337
	July	0.004643	0.061780	1.419487	74.77036	42.24820	6.414818
	August	0.005114	0.056375	1.528237	83.90674	45.10282	6.670964
	September	0.005365	0.062371	1.438950	84.80392	46.78258	6.809300
	October	0.007468	0.030100	1.545119	101.56195	55.45820	7.885007
	November	0.008831	0.024525	1.354791	111.72951	59.95293	8.779753
	December	0.009636	0.019983	1.366372	121.28961	63.36859	9.235040

		Hardness (from Total)	Sulphate dissolved	Nitrate (N)	Nitrite (N)	Ammonia (N)	Phosphorus (P)	Fluoride (F)	Chloride (Cl)	Cyanide Total	Cyanide Weak Acid Dissociable	Aluminum (Al) Total	Antimony (Sb) Total	Arsenic (As) Total	Cadmium (Cd) Total	Copper (Cu) Total	Iron (Fe) Total	Lead (Pb) Total	Manganese (Mn) Total	Nickel (Ni) Total	Silver (Ag) Total	Selenium (Se) Total	
		mg/L	mg/L	mg/L	mg/L	mg/L	mg/L	mg/L	mg/L	mg/L	mg/L	mg/L	mg/L	mg/L	mg/L	mg/L	mg/L	mg/L	mg/L	mg/L	mg/L	mg/L	mg/L
Year 5	January	502.5170	179.0197	0.059458	0.002103	0.053742	0.000517	0.095822	0.097353	0.000127	0.000132	0.0045790	5.8297E-04	1.5125E-03	1.04679E-04	0.000205	0.081241	0.000246	0.197558	0.000778	7.92684E-06	0.000544	
	February	514.2544	183.3920	0.054522	0.001990	0.052754	0.000481	0.096841	0.091701	0.000109	0.000112	0.0043113	5.9007E-04	1.5437E-03	9.54006E-05	0.000202	0.079953	0.000251	0.195202	0.000725	8.08944E-06	0.000489	
	March	520.6711	185.7741	0.051710	0.001938	0.052440	0.000454	0.097347	0.079242	0.000101	0.000103	0.0041194	5.9453E-04	1.5555E-03	8.93281E-05	0.000195	0.071252	0.000248	0.193696	0.000700	8.17518E-06	0.000460	
	April	498.6855	179.3642	0.081088	0.002839	0.054747	0.000661	0.095792	0.121901	0.000164	0.000156	0.0055157	6.6972E-04	1.5689E-03	1.39201E-04	0.000219	0.069493	0.000287	0.221502	0.001104	8.11317E-06	0.000756	
	May	319.7475	121.7072	0.246027	0.006532	0.060362	0.002971	0.076121	0.459437	0.000566	0.000551	0.0217079	8.5744E-04	1.5212E-03	4.30912E-04	0.000513	0.125983	0.000508	0.360760	0.003255	6.80097E-06	0.002293	
	June	234.0310	97.0330	0.324395	0.008420	0.062146	0.002500	0.062799	0.479244	0.000779	0.000751	0.0205252	9.6260E-04	1.4228E-03	5.61192E-04	0.000488	0.083568	0.000541	0.431047	0.004316	6.39768E-06	0.003038	
	July	272.6083	109.2758	0.277225	0.007597	0.064082	0.002626	0.070151	0.387571	0.000607	0.000625	0.0174757	9.4768E-04	1.4425E-03	5.10580E-04	0.000509	0.070376	0.000467	0.391584	0.003769	7.66551E-06	0.002696	
	August	294.6444	115.2688	0.259559	0.007556	0.061528	0.003077	0.072386	0.423523	0.000594	0.000596	0.0154249	9.5797E-04	1.4421E-03	4.74431E-04	0.000458	0.049419	0.000466	0.373672	0.003644	7.33961E-06	0.002489	
	September	303.4372	118.1868	0.272756	0.007408	0.059577	0.002299	0.078094	0.467353	0.000572	0.000579	0.0152593	9.6845E-04	1.4448E-03	5.07550E-04	0.000484	0.068642	0.000501	0.366499	0.003490	6.80137E-06	0.002657	
	October	392.7468	141.1872	0.137515	0.004160	0.057725	0.001928	0.092271	0.257887	0.000312	0.000318	0.0083999	7.1393E-04	1.3691E-03	2.40525E-04	0.000342	0.045474	0.000338	0.243049	0.001740	6.89248E-06	0.001399	
	November	453.4336	161.7442	0.083032	0.002702	0.054745	0.000953	0.093466	0.185524	0.000170	0.000171	0.0064498	5.8666E-04	1.4380E-03	1.61203E-04	0.000252	0.109773	0.000263	0.221939	0.001087	7.32649E-06	0.000810	
	December	483.2223	172.6989	0.064844	0.002336	0.052826	0.000580	0.093026	0.101407	0.000123	0.000124	0.0054515	5.7945E-04	1.4742E-03	1.22032E-04	0.000217	0.076608	0.000251	0.199900	0.000861	7.69991E-06	0.000609	
Year 6	January	502.5429	179.0381	0.059464	0.002109	0.053748	0.000518	0.095837	0.097637	0.000127	0.000132	0.0045826	5.8420E-04	1.5129E-03	1.04817E-04	0.000205	0.081243	0.000247	0.197572	0.000778	7.92823E-06	0.000545	
	February	514.2700	183.4030	0.054526	0.001994	0.052757	0.000482	0.096850	0.091872	0.000109	0.000112	0.0043135	5.9080E-04	1.5440E-03	9.54834E-05	0.000202	0.079954	0.000252	0.195210	0.000725	8.09027E-06	0.000489	
	March	520.6818	185.7816	0.051712	0.001941	0.052442	0.000454	0.097353	0.079358	0.000101	0.000103	0.0041209	5.9504E-04	1.5557E-03	8.93848E-05	0.000195	0.071252	0.000248	0.193701	0.000700	8.17576E-06	0.000460	
	April	499.1561	179.6987	0.081211	0.002959	0.054864	0.000682	0.096057	0.127364	0.000164	0.000156	0.0055832	6.9536E-04	1.5783E-03	1.42086E-04	0.000224	0.069522	0.000299	0.221787	0.001116	8.13890E-06	0.000769	
	May	320.4269	122.1901	0.246205	0.006705	0.060531	0.003002	0.076504	0.467329	0.000566	0.000551	0.0218054	8.9451E-04	1.5349E-03	4.35084E-04	0.000522	0.126024	0.000524	0.361172	0.003273	6.83811E-06	0.002313	
	June	234.7869	97.5702	0.324594	0.008612	0.062334	0.002535	0.063226	0.488026	0.000779	0.000751	0.0206337	1.0039E-03	1.4380E-03	5.65835E-04	0.000497	0.083614	0.000558	0.431505	0.004336	6.43902E-06	0.003060	
	July	273.8998	110.1937	0.277565	0.007926	0.064403	0.002685	0.070879	0.402577	0.000607	0.000625	0.0176611	1.0182E-03	1.4684E-03	5.18514E-04	0.000525	0.070454	0.000498	0.392366	0.003802	7.73613E-06	0.002733	
	August	296.9532	116.9069	0.260218	0.008193	0.062155	0.003186	0.073711	0.452316	0.000594	0.000596	0.0157828	1.0962E-03	1.4915E-03	4.89605E-04	0.000489	0.049574	0.000525	0.375162	0.003705	7.47142E-06	0.002560	
	September	305.0449	119.3254	0.273234	0.007870	0.060038	0.002376	0.079031	0.488123	0.000572	0.000579	0.0155227	1.0728E-03	1.4819E-03	5.18837E-04	0.000506	0.068761	0.000545	0.367589	0.003534	6.89644E-06	0.002709	
	October	393.9869	142.0655	0.137885	0.004516	0.058080	0.001988	0.092994	0.273907	0.000312	0.000318	0.0086031	7.9439E-04	1.3977E-03	2.49231E-04	0.000359	0.045566	0.000371	0.243890	0.001774	6.96580E-06	0.001439	
	November	453.6317	161.8844	0.083091	0.002759	0.054801	0.000963	0.093581	0.188083	0.000170	0.000171	0.0064822	5.9951E-04	1.4426E-03	1.62594E-04	0.000255	0.109788	0.000268	0.222074	0.001092	7.33820E-06	0.000817	
	December	483.2839	172.7426	0.064863	0.002354	0.052844	0.000583	0.093062	0.102203	0.000123	0.000124	0.0054616	5.8344E-04	1.4756E-03	1.22464E-04	0.000218	0.076613	0.000252	0.199942	0.000863	7.70355E-06	0.000611	
Year 7	January	502.5719	179.0586	0.059473	0.002117	0.053756	0.000519	0.095854	0.098011	0.000127	0.000132	0.0045874	5.8608E-04	1.5136E-03	1.05020E-04	0.000206	0.081245	0.000248	0.197591	0.000779	7.92995E-06	0.000546	
	February	514.2874	183.4154	0.054531	0.001999	0.052762	0.000482	0.096860	0.092097	0.000109	0.000112	0.0043164	5.9193E-04	1.5444E-03	9.56056E-05	0.000203	0.079955	0.000252	0.195222	0.000726	8.09130E-06	0.000490	
	March	520.6937	185.7901	0.051716	0.001944	0.052445	0.000455	0.097360	0.079513	0.000101	0.000103	0.0041228	5.9581E-04	1.5560E-03	8.94687E-05	0.000196	0.071253	0.000249	0.193710	0.000700	8.17646E-06	0.000460	
	April	499.6544	180.0486	0.081381	0.003122	0.055023	0.000707	0.096357	0.134593	0.000164	0.000156	0.0056760	7.2946E-04	1.5912E-03	1.45636E-04	0.000232	0.069562	0.000312	0.222141	0.001129	8.17025E-06	0.000786	
	May	321.1458	122.6949	0.246451	0.006941	0.060761	0.003038	0.076938	0.477773	0.000566	0.000551	0.0219395	9.4375E-04	1.5535E-03	4.40207E-04	0.000532	0.126083	0.000544	0.361683	0.003292	6.88338E-06	0.002336	
	June	235.5866	98.1318	0.324867	0.008876	0.062590	0.002575	0.063708	0.499650	0.000779	0.000751	0.0207829	1.0587E-03	1.4587E-03	5.71535E-04	0.000508	0.083679	0.000580	0.432074	0.004357	6.48938E-06	0.003086	
	July	275.2661	111.1531	0.278032	0.008376	0.064841	0.002753	0.071703	0.422436	0.000607	0.000625	0.0179161	1.1118E-03	1.5039E-03	5.28251E-04	0.000544	0.070565	0.000535	0.393337	0.003838	7.82218E-06	0.002778	
	August	298.6110	118.0618	0.260879	0.008830	0.062744	0.003273	0.074752	0.480185	0.000594	0.000596	0.0161496	1.2085E-03	1.5393E-03	5.01295E-04	0.000513	0.049739	0.000569	0.376396	0.003746	7.58660E-06	0.002612	
	September	306.7519	120.5139	0.273921	0.008532	0.060648	0.002467	0.080106	0.517063	0.000572	0.000579	0.0159042	1.1884E-03	1.5315E-03	5.30866E-04	0.000531	0.068934	0.000590	0.368863	0.003576	7.01573E-06	0.002762	
	October	395.3036	142.9823	0.138414	0.005027	0.058551	0.002058	0.093823	0.296230	0.000312	0.000318	0.0088974	8.8356E-04	1.4360E-03	2.58510E-04	0.000379	0.045699	0.000407	0.244873	0.001806	7.05782E-06	0.001481	
	November	453.8420	162.0309	0.083175	0.002840	0.054877	0.000974	0.093714	0.191649	0.000170	0.000171	0.0065292	6.1375E-04	1.4487E-03	1.64076E-04	0.000258	0.109809	0.000274	0.222231	0.001097	7.35290E-06	0.000823	
	December	483.3493	172.7881	0.064889	0.002379	0.052867	0.000586	0.093104	0.103312	0.000123	0.000124	0.0054762	5.8787E-04	1.4775E-03	1.22925E-04	0.000219	0.076619	0.000254	0.199991	0.000864	7.70812E-06	0.000613	
Year 8	January	502.6027	179.0801	0.059485	0.002129	0.053767	0.000521	0.095873	0.098533	0.000127	0.000132	0.0045943	5.8816E-04	1.5145E-03	1.05237E-04	0.000206	0.081248	0.000248	0.197614	0.000780	7.93210E-06	0.000547	
	February	514.3059	183.4282	0.054539	0.002006	0.052769	0.000483	0.096872	0.092410	0.000109	0.000112	0.0043205	5.9318E-04	1.5449E-03	9.57359E-05	0.000203	0.079957	0.000253	0.195236	0.000726	8.09260E-06	0.000490	
	March	520.7064	185.7989	0.051721	0.001949	0.052450	0.000456	0.097368	0.079728	0.000101	0.000103	0.0041257	5.9667E-04	1.5564E-03	8.95580E-05	0.000196	0.071255	0.000249	0.193719	0.000701	8.17735E-06	0.000461	
	April	500.2231	180.4484	0.081645	0.003377	0.055253	0.000739	0.096728	0.145881	0.000164	0.000156	0.0058241	7.7123E-04	1.6125E-03	1.500								

		Uranium (U) Total	Zinc (Zn) Total	Dissolved Organic Carbon	Alkalinity (Total as CaCO3)	Calcium dissolved	Magnesium Total
		mg/L	mg/L	mg/L	mg/L	mg/L	mg/L
Year 5	January	0.010061	0.017908	1.394123	124.80217	64.82652	9.514882
	February	0.010347	0.016699	1.352949	125.28828	65.22177	9.641726
	March	0.010504	0.015594	1.340267	125.42114	65.46941	9.712581
	April	0.010025	0.020975	1.379798	121.25129	63.55959	9.474932
	May	0.005817	0.055241	1.953210	85.39182	46.15385	6.982214
	June	0.003804	0.069340	1.417127	65.51800	37.57589	5.743381
	July	0.004752	0.062256	1.419487	75.03049	42.49799	6.492542
	August	0.005240	0.056926	1.528237	84.20755	45.39152	6.760797
	September	0.005582	0.063276	1.438950	85.30500	47.25025	6.955143
	October	0.007585	0.030526	1.545119	101.82152	55.68991	7.957555
	November	0.008849	0.024593	1.354791	111.77097	59.98993	8.791341
	December	0.009642	0.020004	1.366372	121.30250	63.38010	9.238644
Year 6	January	0.010064	0.017918	1.394123	124.80823	64.83193	9.516577
	February	0.010349	0.016705	1.352949	125.29193	65.22503	9.642744
	March	0.010505	0.015598	1.340267	125.42364	65.47164	9.713280
	April	0.010076	0.021183	1.379798	121.36259	63.65822	9.505775
	May	0.005891	0.055542	1.953210	85.55253	46.29625	7.026743
	June	0.003886	0.069675	1.417127	65.69682	37.73434	5.792926
	July	0.004893	0.062829	1.419487	75.33600	42.76869	6.577189
	August	0.005501	0.058021	1.528237	84.76929	45.87630	6.912583
	September	0.005769	0.064090	1.438950	85.70344	47.58817	7.060967
	October	0.007729	0.031153	1.545119	102.12885	55.95057	8.039181
	November	0.008872	0.024693	1.354791	111.82005	60.03157	8.804378
	December	0.009649	0.020035	1.366372	121.31777	63.39305	9.242698
Year 7	January	0.010067	0.017932	1.394123	124.81542	64.83802	9.518484
	February	0.010351	0.016714	1.352949	125.29624	65.22869	9.643890
	March	0.010507	0.015604	1.340267	125.42660	65.47415	9.714066
	April	0.010138	0.021439	1.379798	121.49432	63.76310	9.538748
	May	0.005980	0.055912	1.953210	85.74272	46.44755	7.074316
	June	0.003985	0.070086	1.417127	65.90844	37.90265	5.845851
	July	0.005062	0.063531	1.419487	75.69757	43.05625	6.667607
	August	0.005719	0.058862	1.528237	85.24304	46.22755	7.023337
	September	0.005995	0.064956	1.438950	86.19352	47.95001	7.175079
	October	0.007903	0.031821	1.545119	102.50687	56.22967	8.127200
	November	0.008900	0.024800	1.354791	111.88043	60.07615	8.818437
	December	0.009658	0.020068	1.366372	121.33655	63.40691	9.247071
Year 8	January	0.010071	0.017948	1.394123	124.82425	64.84455	9.520541
	February	0.010354	0.016723	1.352949	125.30155	65.23260	9.645126
	March	0.010508	0.015611	1.340267	125.43024	65.47684	9.714913
	April	0.010215	0.021758	1.379798	121.66563	63.88653	9.577519
	May	0.006091	0.056372	1.953210	85.99022	46.62583	7.130312
	June	0.004109	0.070598	1.417127	66.18388	38.10104	5.908162
	July	0.005433	0.064923	1.419487	76.47266	43.59445	6.836866
	August	0.006043	0.060065	1.528237	85.90705	46.68127	7.165839
	September	0.006320	0.066163	1.438950	86.85949	48.40440	7.317774
	October	0.008154	0.032752	1.545119	103.02056	56.58016	8.237266
	November	0.008940	0.024949	1.354791	111.96248	60.13213	8.836017
	December	0.009670	0.020115	1.366372	121.36207	63.42432	9.252538

		Hardness (from Total)	Sulphate dissolved	Nitrate (N)	Nitrite (N)	Ammonia (N)	Phosphorus (P)	Fluoride (F)	Chloride (Cl)	Cyanide Total	Cyanide Weak Acid Dissociable	Aluminum (Al) Total	Antimony (Sb) Total	Arsenic (As) Total	Cadmium (Cd) Total	Copper (Cu) Total	Iron (Fe) Total	Lead (Pb) Total	Manganese (Mn) Total	Nickel (Ni) Total	Silver (Ag) Total	Selenium (Se) Total	
		mg/L	mg/L	mg/L	mg/L	mg/L	mg/L	mg/L	mg/L	mg/L	mg/L	mg/L	mg/L	mg/L	mg/L	mg/L	mg/L	mg/L	mg/L	mg/L	mg/L	mg/L	mg/L
Year 9	January	502.6396	179.1062	0.059506	0.002149	0.053785	0.000523	0.095899	0.099424	0.000127	0.000132	0.0046053	5.9118E-04	1.5167E-03	1.05539E-04	0.000207	0.081254	0.000250	0.197650	0.000781	7.93530E-06	0.000548	
	February	514.3281	183.4440	0.054552	0.002018	0.052779	0.000485	0.096887	0.092946	0.000109	0.000112	0.0043271	5.9500E-04	1.5462E-03	9.59174E-05	0.000203	0.079960	0.000253	0.195257	0.000727	8.09452E-06	0.000491	
	March	520.7216	185.8097	0.051730	0.001957	0.052457	0.000457	0.097378	0.080095	0.000101	0.000103	0.0041302	5.9792E-04	1.5573E-03	8.96825E-05	0.000196	0.071257	0.000249	0.193734	0.000701	8.17867E-06	0.000461	
	April	501.3878	181.2758	0.082407	0.004106	0.055876	0.000815	0.097555	0.177501	0.000164	0.000156	0.0061566	8.7531E-04	1.7014E-03	1.59475E-04	0.000262	0.069742	0.000366	0.223844	0.001168	8.30938E-06	0.000845	
	May	323.6568	124.4728	0.247939	0.008368	0.061998	0.003195	0.078674	0.540013	0.000566	0.000551	0.0226359	1.1552E-03	1.7135E-03	4.60260E-04	0.000577	0.126343	0.000622	0.364152	0.003348	7.08495E-06	0.002422	
	June	238.3832	100.1119	0.326525	0.010465	0.063968	0.002749	0.065641	0.568991	0.000779	0.000751	0.0215587	1.2942E-03	1.6370E-03	5.93871E-04	0.000558	0.083968	0.000667	0.434824	0.004419	6.71389E-06	0.003182	
	July	280.9912	115.2106	0.281464	0.011666	0.067688	0.003110	0.075655	0.566585	0.000607	0.000625	0.0194709	1.6124E-03	1.8980E-03	5.73670E-04	0.000645	0.071083	0.000712	0.399024	0.003964	8.27151E-06	0.002975	
	August	304.4632	122.2204	0.264533	0.012330	0.065758	0.003645	0.078834	0.633596	0.000594	0.000596	0.0177621	1.7383E-03	1.9784E-03	5.48337E-04	0.000618	0.050244	0.000753	0.382397	0.003872	8.04922E-06	0.002816	
	September	312.7077	124.7471	0.277651	0.012104	0.063723	0.002846	0.084264	0.673651	0.000572	0.000579	0.0175469	1.7288E-03	1.9811E-03	5.78788E-04	0.000638	0.069445	0.000778	0.374985	0.003705	7.48678E-06	0.002970	
	October	401.0533	147.0870	0.142027	0.008492	0.061538	0.002422	0.097789	0.449299	0.000312	0.000318	0.0104327	1.4183E-03	1.8765E-03	3.05628E-04	0.000482	0.046124	0.000591	0.250891	0.001931	7.50018E-06	0.001684	
	November	454.7604	162.6865	0.083752	0.003394	0.055354	0.001032	0.094347	0.216097	0.000170	0.000171	0.0067745	6.9916E-04	1.5190E-03	1.71601E-04	0.000274	0.109877	0.000303	0.223192	0.001117	7.42356E-06	0.000856	
	December	483.6349	172.9920	0.065069	0.002551	0.053015	0.000604	0.093301	0.110915	0.000123	0.000124	0.0055525	6.1443E-04	1.4994E-03	1.25266E-04	0.000224	0.076640	0.000263	0.200290	0.000871	7.73010E-06	0.000623	
Year 10	January	502.7370	179.1760	0.059570	0.002210	0.053837	0.000529	0.095966	0.102110	0.000127	0.000132	0.0046301	6.0065E-04	1.5248E-03	1.06338E-04	0.000209	0.081258	0.000253	0.197755	0.000783	7.94244E-06	0.000551	
	February	514.3867	183.4859	0.054590	0.002055	0.052811	0.000488	0.096928	0.094559	0.000109	0.000112	0.0043421	6.0069E-04	1.5511E-03	9.63974E-05	0.000204	0.079963	0.000255	0.195320	0.000728	8.09881E-06	0.000493	
	March	520.7618	185.8384	0.051756	0.001982	0.052479	0.000459	0.097406	0.081201	0.000101	0.000103	0.0041404	6.0182E-04	1.5606E-03	9.00117E-05	0.000197	0.071259	0.000251	0.193777	0.000702	8.18161E-06	0.000463	
	April	502.9753	182.4255	0.083408	0.005069	0.056724	0.000914	0.098617	0.221444	0.000164	0.000156	0.0065265	1.0616E-03	1.8497E-03	1.75244E-04	0.000294	0.069788	0.000428	0.225721	0.001207	8.41898E-06	0.000908	
	May	325.9456	126.1305	0.249381	0.009756	0.063219	0.003337	0.080205	0.603370	0.000566	0.000551	0.0231685	1.4244E-03	1.9277E-03	4.83048E-04	0.000622	0.126408	0.000712	0.366862	0.003405	7.24284E-06	0.002514	
	June	240.9288	101.9557	0.328128	0.012009	0.065327	0.002907	0.067344	0.639460	0.000779	0.000751	0.0221509	1.5938E-03	1.8753E-03	6.19232E-04	0.000608	0.084041	0.000767	0.437840	0.004483	6.88945E-06	0.003283	
	July	285.0790	118.1713	0.284067	0.014171	0.069925	0.003365	0.078434	0.681794	0.000607	0.000625	0.0204313	2.1660E-03	2.3042E-03	6.20373E-04	0.000733	0.071209	0.000898	0.404224	0.004079	8.55749E-06	0.003153	
	August	309.1985	125.6501	0.267551	0.015234	0.068353	0.003940	0.082057	0.767215	0.000594	0.000596	0.0188754	2.3851E-03	2.4508E-03	6.02902E-04	0.000721	0.050390	0.000970	0.388449	0.004006	8.38081E-06	0.003023	
	September	318.5493	128.9967	0.281419	0.015723	0.066995	0.003213	0.088271	0.840750	0.000572	0.000579	0.0189170	2.5788E-03	2.5796E-03	6.50617E-04	0.000770	0.069632	0.001066	0.382759	0.003880	7.89903E-06	0.003240	
	October	404.4034	149.5254	0.144197	0.010574	0.063447	0.002633	0.100121	0.545903	0.000312	0.000318	0.0112212	1.9560E-03	2.2444E-03	3.50879E-04	0.000563	0.046238	0.000774	0.255591	0.002040	7.73915E-06	0.001849	
	November	455.2955	163.0759	0.084099	0.003726	0.055659	0.001066	0.094720	0.231527	0.000170	0.000171	0.0069004	7.8505E-04	1.5778E-03	1.78829E-04	0.000287	0.109895	0.000333	0.223943	0.001135	7.46173E-06	0.000882	
	December	483.8014	173.1131	0.065176	0.002655	0.053110	0.000615	0.093416	0.115714	0.000123	0.000124	0.0055916	6.4115E-04	1.5177E-03	1.27514E-04	0.000228	0.076646	0.000272	0.200523	0.000876	7.74197E-06	0.000631	

		Uranium (U) Total	Zinc (Zn) Total	Dissolved Organic Carbon	Alkalinity (Total as CaCO3)	Calcium dissolved	Magnesium Total
		mg/L	mg/L	mg/L	mg/L	mg/L	mg/L
Year 9	January	0.010077	0.017970	1.394123	124.83625	64.85274	9.523113
	February	0.010357	0.016736	1.352949	125.30876	65.23753	9.646672
	March	0.010511	0.015620	1.340267	125.43519	65.48022	9.715973
	April	0.010426	0.022440	1.379798	122.06511	64.14775	9.659813
	May	0.006398	0.057361	1.953210	86.57004	47.00487	7.249727
	June	0.004450	0.071700	1.417127	66.82996	38.52337	6.041214
	July	0.006023	0.066817	1.419487	77.60084	44.33349	7.069535
	August	0.006730	0.062269	1.528237	87.22098	47.54210	7.436839
	September	0.007026	0.068426	1.438950	88.20892	49.28850	7.596099
	October	0.008892	0.035238	1.545119	104.44824	57.52929	8.535504
	November	0.009058	0.025346	1.354791	112.19051	60.28372	8.883652
	December	0.009707	0.020238	1.366372	121.43298	63.47147	9.267353
Year 10	January	0.010094	0.018028	1.394123	124.86962	64.87492	9.530083
	February	0.010367	0.016771	1.352949	125.32881	65.25085	9.650859
	March	0.010518	0.015644	1.340267	125.44893	65.48935	9.718844
	April	0.010699	0.023586	1.379798	122.60361	64.51725	9.774864
	May	0.006791	0.059017	1.953210	87.34631	47.53774	7.415626
	June	0.004888	0.073543	1.417127	67.69333	39.11609	6.225742
	July	0.006792	0.070208	1.419487	79.00353	45.29295	7.365732
	August	0.007626	0.066231	1.528237	88.84713	48.65416	7.779949
	September	0.008190	0.073651	1.438950	90.20690	50.66605	8.019049
	October	0.009597	0.038528	1.545119	105.60256	58.32467	8.778190
	November	0.009171	0.025871	1.354791	112.37488	60.41076	8.922414
	December	0.009742	0.020402	1.366372	121.49032	63.51098	9.279408

		Hardness (from Total)	Sulphate dissolved	Nitrate (N)	Nitrite (N)	Ammonia (N)	Phosphorus (P)	Fluoride (F)	Chloride (Cl)	Cyanide Total	Cyanide Weak Acid Dissociable	Aluminum (Al) Total	Antimony (Sb) Total	Arsenic (As) Total	Cadmium (Cd) Total	Copper (Cu) Total	Iron (Fe) Total	Lead (Pb) Total	Manganese (Mn) Total	Nickel (Ni) Total	Silver (Ag) Total	Selenium (Se) Total	
		mg/L	mg/L	mg/L	mg/L	mg/L	mg/L	mg/L	mg/L	mg/L	mg/L	mg/L	mg/L	mg/L	mg/L	mg/L	mg/L	mg/L	mg/L	mg/L	mg/L	mg/L	mg/L
Year 1	January	440.2066	150.8980	0.077313	0.002566	0.107152	0.001571	0.114549	0.271592	0.000255	0.000258	0.0119314	4.7277E-04	3.5790E-03	1.53687E-04	0.000417	2.074123	0.000262	0.299318	0.001413	9.03569E-06	0.000748	
	February	460.4259	160.0820	0.072793	0.002386	0.088036	0.001232	0.107779	0.218055	0.000206	0.000208	0.0095140	5.1066E-04	2.8505E-03	1.37922E-04	0.000346	1.377002	0.000264	0.265627	0.001204	8.61023E-06	0.000679	
	March	470.4876	164.5842	0.070144	0.002288	0.077720	0.001051	0.103972	0.177125	0.000179	0.000181	0.0082163	5.2953E-04	2.4541E-03	1.27612E-04	0.000301	0.999554	0.000257	0.246407	0.001090	8.36900E-06	0.000641	
	April	441.7644	157.4232	0.121859	0.003473	0.071657	0.001179	0.096794	0.207905	0.000274	0.000263	0.0092860	6.2532E-04	2.1614E-03	2.05976E-04	0.000290	0.707735	0.000298	0.280034	0.001680	8.06767E-06	0.001105	
	May	254.7613	100.1137	0.315358	0.007717	0.064301	0.003619	0.069280	0.557325	0.000723	0.000706	0.0264856	8.8055E-04	1.6788E-03	5.42631E-04	0.000582	0.324378	0.000553	0.423992	0.004103	6.48758E-06	0.002886	
	June	193.6360	83.7583	0.370397	0.009066	0.062217	0.002805	0.056977	0.525596	0.000879	0.000850	0.0229866	9.6132E-04	1.4417E-03	6.31185E-04	0.000510	0.139318	0.000556	0.469313	0.004843	6.13467E-06	0.003411	
	July	209.4156	87.5920	0.335161	0.008261	0.065116	0.002848	0.060826	0.447526	0.000756	0.000761	0.0205399	9.0181E-04	1.3818E-03	5.90815E-04	0.000518	0.102055	0.000478	0.440056	0.004425	6.84682E-06	0.003137	
	August	227.7377	91.7942	0.313377	0.008014	0.063979	0.003331	0.063067	0.459300	0.000718	0.000719	0.0179462	8.8254E-04	1.3443E-03	5.52526E-04	0.000471	0.065602	0.000447	0.419070	0.004244	6.68643E-06	0.002899	
	September	237.1300	94.6920	0.327086	0.007746	0.061847	0.002664	0.067943	0.492410	0.000698	0.000704	0.0173474	8.6035E-04	1.3347E-03	5.80833E-04	0.000476	0.075424	0.000460	0.413817	0.004117	6.16870E-06	0.003039	
	October	323.2496	114.7638	0.181605	0.004235	0.059345	0.002306	0.085235	0.290997	0.000414	0.000422	0.0099525	5.8397E-04	1.2070E-03	2.95440E-04	0.000344	0.056929	0.000294	0.269911	0.002145	5.91189E-06	0.001728	
	November	383.8073	136.3641	0.126015	0.003365	0.056914	0.001434	0.087756	0.258304	0.000264	0.000267	0.0087040	5.5622E-04	1.3135E-03	2.31996E-04	0.000289	0.139866	0.000270	0.251421	0.001549	6.46310E-06	0.001205	
	December	418.9856	149.2872	0.100654	0.002960	0.055150	0.000952	0.087260	0.162197	0.000198	0.000199	0.0076388	5.5400E-04	1.3578E-03	1.83987E-04	0.000251	0.110991	0.000260	0.224165	0.001251	6.88394E-06	0.000943	
Year 2	January	446.5222	158.4520	0.091514	0.002657	0.056121	0.000833	0.090835	0.152589	0.000197	0.000204	0.0064849	5.6332E-04	1.4123E-03	1.58878E-04	0.000234	0.117971	0.000256	0.219186	0.001120	7.21225E-06	0.000840	
	February	464.4925	164.9460	0.081938	0.002445	0.055176	0.000757	0.092510	0.141428	0.000168	0.000172	0.0060069	5.6896E-04	1.4553E-03	1.41264E-04	0.000228	0.117431	0.000260	0.214030	0.001015	7.43612E-06	0.000738	
	March	473.3639	168.0245	0.076611	0.002329	0.054479	0.000715	0.093172	0.122928	0.000153	0.000156	0.0057358	5.7077E-04	1.4673E-03	1.29976E-04	0.000218	0.108679	0.000255	0.209913	0.000957	7.53856E-06	0.000683	
	April	443.8362	159.8453	0.126267	0.003501	0.055816	0.000953	0.089495	0.170964	0.000256	0.000246	0.0076109	6.5427E-04	1.4902E-03	2.07647E-04	0.000234	0.100526	0.000296	0.255165	0.001591	7.50838E-06	0.001135	
	May	255.4702	100.8927	0.316644	0.007725	0.059680	0.003557	0.067209	0.546548	0.000718	0.000701	0.0260116	8.8979E-04	1.4842E-03	5.43173E-04	0.000566	0.147248	0.000553	0.416742	0.004079	6.33075E-06	0.002896	
	June	193.9215	84.0302	0.370728	0.009069	0.061029	0.002792	0.056502	0.522825	0.000878	0.000848	0.0228793	9.6448E-04	1.3930E-03	6.31379E-04	0.000507	0.093799	0.000556	0.467454	0.004839	6.10060E-06	0.003415	
	July	209.6707	87.7972	0.335287	0.008262	0.064660	0.002848	0.060725	0.446463	0.000756	0.000761	0.0205192	9.0412E-04	1.3649E-03	5.90967E-04	0.000518	0.084611	0.000478	0.439350	0.004426	6.84257E-06	0.003141	
	August	228.0040	91.9851	0.313405	0.008015	0.063877	0.003338	0.063161	0.459060	0.000718	0.000719	0.0179709	8.8464E-04	1.3430E-03	5.52671E-04	0.000472	0.061707	0.000447	0.418921	0.004248	6.69813E-06	0.002902	
	September	237.5733	95.0009	0.327092	0.007746	0.061827	0.002678	0.068175	0.492388	0.000698	0.000704	0.0174008	8.6369E-04	1.3392E-03	5.81052E-04	0.000479	0.074667	0.000461	0.413805	0.004125	6.19284E-06	0.003045	
	October	323.6811	115.0632	0.181605	0.004235	0.059346	0.002320	0.085471	0.291028	0.000414	0.000422	0.0100062	5.8719E-04	1.2123E-03	2.95650E-04	0.000346	0.056987	0.000294	0.269932	0.002153	5.93605E-06	0.001733	
	November	383.9258	136.4464	0.126015	0.003365	0.056914	0.001438	0.087821	0.258312	0.000264	0.000267	0.0087188	5.5710E-04	1.3149E-03	2.32053E-04	0.000290	0.139881	0.000270	0.251427	0.001552	6.46973E-06	0.001207	
	December	419.0347	149.3212	0.100654	0.002960	0.055150	0.000954	0.087287	0.162200	0.000198	0.000199	0.0076449	5.5437E-04	1.3584E-03	1.84011E-04	0.000252	0.110997	0.000260	0.224167	0.001252	6.88669E-06	0.000943	
Year 3	January	446.5486	158.4704	0.091514	0.002657	0.056121	0.000834	0.090850	0.152590	0.000197	0.000204	0.0064881	5.6351E-04	1.4126E-03	1.58891E-04	0.000234	0.117975	0.000256	0.219188	0.001121	7.21373E-06	0.000841	
	February	466.7287	165.7459	0.082329	0.002456	0.055440	0.000761	0.092962	0.142105	0.000169	0.000173	0.0060378	5.7181E-04	1.4625E-03	1.41948E-04	0.000229	0.117994	0.000262	0.215053	0.001020	7.47260E-06	0.000742	
	March	474.9455	168.5903	0.076888	0.002337	0.054665	0.000718	0.093491	0.123407	0.000153	0.000156	0.0057576	5.7278E-04	1.4724E-03	1.30459E-04	0.000219	0.109077	0.000255	0.210637	0.000960	7.56437E-06	0.000686	
	April	445.1102	160.3688	0.126465	0.003515	0.055952	0.000962	0.089817	0.171754	0.000256	0.000246	0.0076478	6.5793E-04	1.4960E-03	2.08214E-04	0.000236	0.100818	0.000298	0.255687	0.001598	7.53620E-06	0.001140	
	May	256.0257	101.1749	0.316710	0.007737	0.059727	0.003566	0.067401	0.547213	0.000718	0.000701	0.0260430	8.9300E-04	1.4881E-03	5.43563E-04	0.000567	0.147353	0.000554	0.416921	0.004085	6.34846E-06	0.002901	
	June	194.2460	84.2306	0.370753	0.009080	0.061049	0.002801	0.056648	0.523426	0.000878	0.000848	0.0229077	9.6742E-04	1.3961E-03	6.31700E-04	0.000508	0.093845	0.000557	0.467526	0.004844	6.11465E-06	0.003419	
	July	210.0515	88.0545	0.335309	0.008278	0.064678	0.002860	0.060917	0.447299	0.000756	0.000761	0.0205589	9.0824E-04	1.3691E-03	5.91402E-04	0.000520	0.084656	0.000480	0.439415	0.004433	6.86134E-06	0.003146	
	August	228.4574	92.3018	0.313427	0.008035	0.063896	0.003353	0.063400	0.460118	0.000718	0.000719	0.0180211	8.8986E-04	1.3483E-03	5.53216E-04	0.000475	0.061756	0.000449	0.418989	0.004257	6.72155E-06	0.002909	
	September	238.1601	95.4201	0.327151	0.007804	0.061881	0.002700	0.068482	0.495424	0.000698	0.000704	0.0174686	8.7372E-04	1.3457E-03	5.82337E-04	0.000483	0.074725	0.000466	0.413961	0.004137	6.22379E-06	0.003056	
	October	324.2290	115.4563	0.181665	0.004295	0.059402	0.002341	0.085757	0.294161	0.000414	0.000422	0.0100700	5.9714E-04	1.2184E-03	2.96953E-04	0.000350	0.057040	0.000299	0.270090	0.002164	5.96505E-06	0.001744	
	November	384.0763	136.5544	0.126032	0.003381	0.056930	0.001443	0.087900	0.259173	0.000264	0.000267	0.0087363	5.5983E-04	1.3166E-03	2.32412E-04	0.000291	0.139896	0.000271	0.251470	0.001555	6.47770E-06	0.001210	
	December	419.0970	149.3659	0.100661	0.002967	0.055157	0.000956	0.087319	0.162557	0.000198	0.000199	0.0076521	5.5550E-04	1.3591E-03	1.84159E-04	0.000252	0.111004	0.000260	0.224185	0.001253	6.88999E-06	0.000944	
Year 4	January	446.5822	158.4945	0.091518	0.002660	0.056124	0.000835	0.090867	0.152782	0.000197	0.000204	0.0064921	5.6412E-04	1.4129E-03	1.58971E-04	0.000235	0.117978	0.000256	0.219197	0.001121	7.21551E-06	0.000841	
	February	464.5312	164.9734	0.081940	0.002447	0.055179	0.000758	0.092531	0.141553	0.000168	0.000172	0.0060116	5.6948E-04	1.4558E-03	1.41324E-04	0.000229	0.117435	0.000261	0.214037	0.001016	7.43821E-06	0.000739	
	March	473.3912	168.0438	0.076613	0.002330	0.054480	0.000716	0.093187	0.123017	0.000153	0.000156	0.0057391	5.7113E-04	1.4676E-03	1.30018E-04	0.000218	0.108682	0.000255	0.209918	0.000957	7.54005E-06	0.000684	
	April	444.3409	160.2073	0.126322	0.003556	0.055868	0.000972	0.089760	0.173849	0.000256	0.000246	0.0076724	6.6348E-04	1.4958E-03	2.08858E-04								

		Uranium (U) Total	Zinc (Zn) Total	Dissolved Organic Carbon	Alkalinity (Total as CaCO3)	Calcium dissolved	Magnesium Total
		mg/L	mg/L	mg/L	mg/L	mg/L	mg/L
Year 1	January	0.007374	0.027978	1.454283	234.34086	95.12182	9.698899
	February	0.008270	0.025023	1.378589	194.26694	83.82645	9.613131
	March	0.008730	0.022883	1.341285	172.97600	77.87337	9.572309
	April	0.008215	0.031107	1.363189	149.80997	69.81925	9.017481
	May	0.004099	0.069378	2.007531	84.19454	43.00544	6.098338
	June	0.002734	0.078193	1.420080	60.72462	34.28815	5.109210
	July	0.003051	0.072729	1.424602	63.66141	36.30256	5.422223
	August	0.003399	0.067009	1.528320	71.67237	38.88093	5.641400
	September	0.003672	0.072565	1.449668	73.18568	40.61448	5.784809
	October	0.005649	0.037885	1.576840	90.41928	49.81035	6.794461
	November	0.007092	0.033879	1.357494	100.82242	54.67024	7.851785
	December	0.008050	0.028641	1.356450	112.66098	58.93236	8.444225
Year 2	January	0.008673	0.025739	1.386609	118.19428	61.17153	8.863353
	February	0.009106	0.023581	1.335013	119.47987	61.96577	9.075121
	March	0.009322	0.021863	1.310465	120.08025	62.41165	9.191783
	April	0.008625	0.030415	1.342182	113.77639	59.30252	8.764991
	May	0.004226	0.069179	2.001402	73.70141	39.95803	6.031131
	June	0.002773	0.078145	1.418504	58.04617	33.52523	5.098314
	July	0.003076	0.072715	1.423997	62.66045	36.03868	5.427039
	August	0.003419	0.067013	1.528184	71.48548	38.86294	5.655392
	September	0.003701	0.072577	1.449640	73.21796	40.68764	5.811717
	October	0.005678	0.037897	1.576840	90.49837	49.89590	6.821158
	November	0.007100	0.033883	1.357494	100.84414	54.69374	7.859119
	December	0.008053	0.028643	1.356450	112.66998	58.94209	8.447263
Year 3	January	0.008675	0.025740	1.386609	118.19913	61.17678	8.864990
	February	0.009151	0.023695	1.341391	120.05383	62.26521	9.119536
	March	0.009353	0.021943	1.314976	120.48620	62.62344	9.223197
	April	0.008660	0.030486	1.345256	114.08969	59.48639	8.798736
	May	0.004248	0.069215	2.002299	73.82716	40.04874	6.052548
	June	0.002791	0.078169	1.418735	58.11245	33.58520	5.115260
	July	0.003100	0.072746	1.424085	62.73377	36.11337	5.449670
	August	0.003449	0.067051	1.528204	71.57067	38.95389	5.683629
	September	0.003740	0.072669	1.449644	73.33102	40.80845	5.849329
	October	0.005714	0.037990	1.576840	90.60445	50.00925	6.856467
	November	0.007110	0.033908	1.357494	100.87328	54.72488	7.868818
	December	0.008057	0.028653	1.356450	112.68205	58.95499	8.451280
Year 4	January	0.008677	0.025745	1.386609	118.20563	61.18373	8.867154
	February	0.009109	0.023586	1.335013	119.48718	61.97363	9.077568
	March	0.009324	0.021866	1.310465	120.08542	62.41720	9.193514
	April	0.008659	0.030501	1.342182	113.87429	59.40697	8.797508
	May	0.004266	0.069283	2.001402	73.81853	40.08295	6.070021
	June	0.002825	0.078308	1.418504	58.19789	33.68640	5.148449
	July	0.003154	0.072970	1.423997	62.89013	36.28247	5.502863
	August	0.003519	0.067346	1.528184	71.78319	39.17888	5.753653
	September	0.003799	0.072934	1.449640	73.50924	40.99589	5.907525
	October	0.005799	0.038410	1.576840	90.84348	50.25714	6.933317
	November	0.007133	0.034023	1.357494	100.93895	54.79297	7.889929
	December	0.008067	0.028701	1.356450	112.70924	58.98319	8.460024

		Hardness (from Total)	Sulphate dissolved	Nitrate (N)	Nitrite (N)	Ammonia (N)	Phosphorus (P)	Fluoride (F)	Chloride (Cl)	Cyanide Total	Cyanide Weak Acid Dissociable	Aluminum (Al) Total	Antimony (Sb) Total	Arsenic (As) Total	Cadmium (Cd) Total	Copper (Cu) Total	Iron (Fe) Total	Lead (Pb) Total	Manganese (Mn) Total	Nickel (Ni) Total	Silver (Ag) Total	Selenium (Se) Total	
		mg/L	mg/L	mg/L	mg/L	mg/L	mg/L	mg/L	mg/L	mg/L	mg/L	mg/L	mg/L	mg/L	mg/L	mg/L	mg/L	mg/L	mg/L	mg/L	mg/L	mg/L	mg/L
Year 5	January	446.6526	158.5465	0.091534	0.002676	0.056139	0.000838	0.090903	0.153606	0.000197	0.000204	0.0065011	5.6663E-04	1.4137E-03	1.59327E-04	0.000235	0.117984	0.000258	0.219238	0.001123	7.21939E-06	0.000843	
	February	464.5765	165.0069	0.081951	0.002457	0.055188	0.000760	0.092554	0.142083	0.000168	0.000172	0.0060174	5.7110E-04	1.4563E-03	1.41553E-04	0.000229	0.117439	0.000262	0.214063	0.001017	7.44071E-06	0.000740	
	March	473.4233	168.0675	0.076620	0.002338	0.054487	0.000717	0.093203	0.123392	0.000153	0.000156	0.0057432	5.7228E-04	1.4680E-03	1.30180E-04	0.000219	0.108685	0.000255	0.209936	0.000958	7.54181E-06	0.000684	
	April	444.8808	160.6027	0.126453	0.003685	0.055991	0.000996	0.090043	0.180296	0.000256	0.000246	0.0077416	6.8535E-04	1.5031E-03	2.11754E-04	0.000244	0.100616	0.000312	0.255627	0.001614	7.56480E-06	0.001160	
	May	256.7171	101.7968	0.316868	0.007946	0.059890	0.003608	0.067863	0.557729	0.000718	0.000701	0.0261677	9.2705E-04	1.4996E-03	5.48094E-04	0.000578	0.147355	0.000572	0.417295	0.004107	6.39807E-06	0.002925	
	June	195.1735	84.9379	0.370952	0.009291	0.061240	0.002843	0.057159	0.534063	0.000878	0.000848	0.0230359	1.0019E-03	1.4085E-03	6.36325E-04	0.000519	0.093907	0.000575	0.468010	0.004866	6.16819E-06	0.003444	
	July	211.4643	89.0977	0.335609	0.008581	0.064962	0.002921	0.061666	0.462566	0.000756	0.000761	0.0207437	9.5779E-04	1.3871E-03	5.98054E-04	0.000535	0.084765	0.000505	0.440147	0.004465	6.93940E-06	0.003182	
	August	230.2920	93.6440	0.313816	0.008422	0.064262	0.003431	0.064361	0.479603	0.000718	0.000719	0.0182572	9.5311E-04	1.3713E-03	5.61712E-04	0.000495	0.061903	0.000482	0.419937	0.004298	6.82164E-06	0.002955	
	September	240.2684	96.9548	0.327639	0.008286	0.062339	0.002792	0.069601	0.519138	0.000698	0.000704	0.0177472	9.5635E-04	1.3749E-03	5.93003E-04	0.000507	0.074883	0.000507	0.415124	0.004185	6.33878E-06	0.003111	
	October	326.1501	116.8531	0.182118	0.004741	0.059826	0.002425	0.086779	0.316035	0.000414	0.000422	0.0103254	6.7443E-04	1.2455E-03	3.06853E-04	0.000372	0.057182	0.000337	0.271165	0.002209	6.06983E-06	0.001795	
	November	384.6041	136.9381	0.126156	0.003504	0.057046	0.001466	0.088180	0.265182	0.000264	0.000267	0.0088065	5.8107E-04	1.3240E-03	2.35131E-04	0.000297	0.139935	0.000282	0.251765	0.001567	6.50648E-06	0.001224	
	December	419.3156	149.5249	0.100713	0.003018	0.055205	0.000965	0.087435	0.165045	0.000198	0.000199	0.0076812	5.6430E-04	1.3622E-03	1.85285E-04	0.000255	0.111020	0.000265	0.224307	0.001258	6.90191E-06	0.000950	
Year 6	January	446.7000	158.5801	0.091546	0.002688	0.056150	0.000840	0.090930	0.154123	0.000197	0.000204	0.0065077	5.6886E-04	1.4146E-03	1.59578E-04	0.000236	0.117987	0.000259	0.219263	0.001124	7.22193E-06	0.000845	
	February	464.6070	165.0285	0.081958	0.002465	0.055195	0.000761	0.092571	0.142416	0.000168	0.000172	0.0060217	5.7253E-04	1.4569E-03	1.41715E-04	0.000229	0.117441	0.000262	0.214080	0.001018	7.44235E-06	0.000741	
	March	473.4449	168.0828	0.076626	0.002343	0.054492	0.000718	0.093215	0.123627	0.000153	0.000156	0.0057462	5.7329E-04	1.4684E-03	1.30294E-04	0.000219	0.108686	0.000256	0.209948	0.000959	7.54297E-06	0.000685	
	April	445.2733	160.8816	0.126556	0.003785	0.056088	0.001014	0.090264	0.184846	0.000256	0.000246	0.0077979	7.0667E-04	1.5110E-03	2.14153E-04	0.000249	0.100640	0.000321	0.255864	0.001624	7.58625E-06	0.001171	
	May	257.1861	102.1301	0.316991	0.008066	0.060006	0.003629	0.068127	0.563175	0.000718	0.000701	0.0262350	9.5262E-04	1.5091E-03	5.50972E-04	0.000584	0.147384	0.000583	0.417579	0.004119	6.42371E-06	0.002939	
	June	195.6445	85.2727	0.371076	0.009411	0.061357	0.002865	0.057424	0.539535	0.000878	0.000848	0.0231035	1.0276E-03	1.4179E-03	6.39218E-04	0.000525	0.093935	0.000586	0.468295	0.004879	6.19395E-06	0.003457	
	July	212.1392	89.5773	0.335787	0.008753	0.065129	0.002952	0.062047	0.470406	0.000756	0.000761	0.0208405	9.9463E-04	1.4006E-03	6.02199E-04	0.000544	0.084806	0.000521	0.440555	0.004482	6.97630E-06	0.003202	
	August	231.5585	94.5427	0.314175	0.008769	0.064604	0.003490	0.065087	0.495307	0.000718	0.000719	0.0184523	1.0284E-03	1.3983E-03	5.69990E-04	0.000511	0.061988	0.000514	0.420751	0.004331	6.89369E-06	0.002994	
	September	241.3120	97.6942	0.327946	0.008582	0.062633	0.002841	0.070207	0.532483	0.000698	0.000704	0.0179157	1.0226E-03	1.3985E-03	6.00202E-04	0.000521	0.074959	0.000534	0.415822	0.004213	6.39989E-06	0.003144	
	October	327.0182	117.4679	0.182377	0.004991	0.060075	0.002466	0.087285	0.327250	0.000414	0.000422	0.0104676	7.3075E-04	1.2655E-03	3.12948E-04	0.000384	0.057247	0.000361	0.271753	0.002232	6.12115E-06	0.001823	
	November	384.8425	137.1070	0.126227	0.003572	0.057115	0.001478	0.088319	0.268262	0.000264	0.000267	0.0088455	5.9654E-04	1.3295E-03	2.36805E-04	0.000301	0.139953	0.000288	0.251927	0.001573	6.52058E-06	0.001232	
	December	419.4143	149.5948	0.100742	0.003046	0.055233	0.000970	0.087493	0.166321	0.000198	0.000199	0.0076974	5.7070E-04	1.3644E-03	1.85979E-04	0.000256	0.111027	0.000267	0.224374	0.001261	6.90775E-06	0.000953	
Year 7	January	446.7532	158.6178	0.091562	0.002703	0.056166	0.000843	0.090961	0.154811	0.000197	0.000204	0.0065164	5.7231E-04	1.4158E-03	1.59951E-04	0.000237	0.117991	0.000260	0.219299	0.001125	7.22508E-06	0.000846	
	February	464.6413	165.0528	0.081968	0.002474	0.055205	0.000763	0.092591	0.142859	0.000168	0.000172	0.0060273	5.7476E-04	1.4576E-03	1.41955E-04	0.000230	0.117443	0.000263	0.214103	0.001019	7.44438E-06	0.000742	
	March	473.4691	168.1000	0.076633	0.002350	0.054499	0.000719	0.093229	0.123940	0.000153	0.000156	0.0057502	5.7486E-04	1.4689E-03	1.30465E-04	0.000219	0.108688	0.000256	0.209964	0.000959	7.54441E-06	0.000686	
	April	445.6895	161.1740	0.126698	0.003922	0.056221	0.001035	0.090515	0.190869	0.000256	0.000246	0.0078752	7.3512E-04	1.5217E-03	2.17117E-04	0.000255	0.100673	0.000332	0.256159	0.001635	7.61240E-06	0.001185	
	May	257.6825	102.4788	0.317160	0.008229	0.060165	0.003654	0.068427	0.570384	0.000718	0.000701	0.0263275	9.8661E-04	1.5219E-03	5.54510E-04	0.000591	0.147424	0.000597	0.417932	0.004132	6.45496E-06	0.002955	
	June	196.1429	85.6227	0.371246	0.009575	0.061517	0.002890	0.057725	0.546777	0.000878	0.000848	0.0231965	1.0618E-03	1.4309E-03	6.42770E-04	0.000532	0.093976	0.000600	0.468649	0.004892	6.22533E-06	0.003474	
	July	212.8531	90.0786	0.336031	0.008988	0.065358	0.002988	0.062477	0.480783	0.000756	0.000761	0.0209737	1.0435E-03	1.4192E-03	6.07287E-04	0.000554	0.084864	0.000541	0.441063	0.004501	7.02126E-06	0.003225	
	August	232.5037	95.2018	0.314545	0.009126	0.064936	0.003540	0.065678	0.510943	0.000718	0.000719	0.0186576	1.0925E-03	1.4252E-03	5.76664E-04	0.000525	0.062080	0.000539	0.421451	0.004355	6.95864E-06	0.003024	
	September	242.3370	98.4081	0.328356	0.008978	0.062999	0.002896	0.070851	0.549780	0.000698	0.000704	0.0181435	1.0921E-03	1.4282E-03	6.07428E-04	0.000536	0.075062	0.000562	0.416586	0.004239	6.47129E-06	0.003176	
	October	327.9399	118.1097	0.182748	0.005348	0.060405	0.002515	0.087865	0.342876	0.000414	0.000422	0.0106736	7.9318E-04	1.2923E-03	3.19443E-04	0.000398	0.057340	0.000386	0.272441	0.002255	6.18557E-06	0.001852	
	November	385.0957	137.2833	0.126329	0.003671	0.057205	0.001491	0.088479	0.272555	0.000264	0.000267	0.0089021	6.1369E-04	1.3369E-03	2.38589E-04	0.000304	0.139978	0.000295	0.252116	0.001580	6.53827E-06	0.001240	
	December	419.5192	149.6678	0.100784	0.003087	0.055271	0.000976	0.087559	0.168099	0.000198	0.000199	0.0077208	5.7781E-04	1.3675E-03	1.86718E-04	0.000257	0.111038	0.000270	0.224452	0.001264	6.91508E-06	0.000957	
Year 8	January	446.8097	158.6571	0.091584	0.002725	0.056186	0.000846	0.090996	0.155769	0.000197	0.000204	0.0065291	5.7614E-04	1.4175E-03	1.60350E-04	0.000238	0.117996	0.000262	0.219342	0.001127	7.22903E-06	0.000848	
	February	464.6776	165.0781	0.081983	0.002488	0.055218	0.000765	0.092614	0.143476	0.000168	0.000172	0.0060354	5.7722E-04	1.4587E-03	1.42212E-04	0.000230	0.117447	0.000264	0.214130	0.001019	7.44692E-06	0.000743	
	March	473.4948	168.1179	0.076643	0.002360	0.054508	0.000721	0.093246	0.124377	0.000153	0.000156	0.0057560	5.7661E-04	1.4697E-03	1.30646E-04	0.000220	0.108690	0.000257	0.209984	0.000960	7.54621E-06	0.000687	
	April	446.1637	161.5072	0.126917	0.004133	0.056412	0.001061	0.090824	0.200251	0.000256	0.000246	0.0079983	7.6989E-04	1.5394E-03	2.20801E-04								

		Uranium (U) Total	Zinc (Zn) Total	Dissolved Organic Carbon	Alkalinity (Total as CaCO3)	Calcium dissolved	Magnesium Total
		mg/L	mg/L	mg/L	mg/L	mg/L	mg/L
Year 5	January	0.008682	0.025771	1.386609	118.22029	61.19892	8.871865
	February	0.009112	0.023602	1.335013	119.49662	61.98341	9.080601
	March	0.009326	0.021878	1.310465	120.09209	62.42413	9.195659
	April	0.008704	0.030711	1.342182	113.99119	59.52273	8.833487
	May	0.004320	0.069534	2.001402	73.95805	40.22091	6.112904
	June	0.002868	0.078501	1.418504	58.30392	33.78919	5.180424
	July	0.003212	0.073225	1.423997	63.02973	36.41684	5.544670
	August	0.003592	0.067664	1.528184	71.95653	39.34533	5.805446
	September	0.003919	0.073439	1.449640	73.78850	41.25749	5.989084
	October	0.005880	0.038705	1.576840	91.02411	50.41826	6.983767
	November	0.007155	0.034105	1.357494	100.98857	54.83723	7.903787
	December	0.008076	0.028735	1.356450	112.72980	59.00152	8.465764
Year 6	January	0.008687	0.025789	1.386609	118.23136	61.20880	8.874957
	February	0.009115	0.023614	1.335013	119.50375	61.98977	9.082593
	March	0.009328	0.021886	1.310465	120.09714	62.42862	9.197067
	April	0.008747	0.030884	1.342182	114.08400	59.60498	8.859208
	May	0.004371	0.069741	2.001402	74.06899	40.31920	6.143642
	June	0.002919	0.078710	1.418504	58.41534	33.88792	5.211296
	July	0.003285	0.073524	1.423997	63.18936	36.55828	5.588900
	August	0.003734	0.068261	1.528184	72.26395	39.61120	5.888683
	September	0.004039	0.073958	1.449640	74.04578	41.47676	6.057749
	October	0.005981	0.039145	1.576840	91.23925	50.60073	7.040907
	November	0.007183	0.034225	1.357494	101.04766	54.88735	7.919484
	December	0.008088	0.028785	1.356450	112.75427	59.02228	8.472265
Year 7	January	0.008693	0.025816	1.386609	118.24455	61.21998	8.878460
	February	0.009119	0.023631	1.335013	119.51224	61.99697	9.084848
	March	0.009331	0.021898	1.310465	120.10314	62.43372	9.198663
	April	0.008798	0.031098	1.342182	114.19386	59.69257	8.886745
	May	0.004433	0.069996	2.001402	74.20028	40.42369	6.176493
	June	0.002981	0.078966	1.418504	58.54720	33.99281	5.244277
	July	0.003374	0.073891	1.423997	63.37829	36.70854	5.636147
	August	0.003858	0.068741	1.528184	72.53171	39.81132	5.951764
	September	0.004175	0.074478	1.449640	74.33930	41.69400	6.126248
	October	0.006103	0.039612	1.576840	91.50387	50.79610	7.102522
	November	0.007217	0.034354	1.357494	101.12036	54.94102	7.936409
	December	0.008102	0.028838	1.356450	112.78438	59.04451	8.479276
Year 8	January	0.008701	0.025845	1.386609	118.26077	61.23196	8.882237
	February	0.009124	0.023650	1.335013	119.52268	62.00468	9.087280
	March	0.009334	0.021911	1.310465	120.11053	62.43917	9.200383
	April	0.008862	0.031362	1.342182	114.33657	59.79544	8.919061
	May	0.004510	0.070314	2.001402	74.37108	40.54674	6.215142
	June	0.003058	0.079285	1.418504	58.71882	34.11642	5.283102
	July	0.003549	0.074559	1.423997	63.74844	36.96696	5.717401
	August	0.004047	0.069447	1.528184	72.92112	40.07834	6.035637
	September	0.004372	0.075211	1.449640	74.74350	41.97005	6.212944
	October	0.006278	0.040264	1.576840	91.86347	51.04145	7.179571
	November	0.007265	0.034533	1.357494	101.21914	55.00842	7.957575
	December	0.008122	0.028912	1.356450	112.82529	59.07243	8.488042

		Hardness (from Total)	Sulphate dissolved	Nitrate (N)	Nitrite (N)	Ammonia (N)	Phosphorus (P)	Fluoride (F)	Chloride (Cl)	Cyanide Total	Cyanide Weak Acid Dissociable	Aluminum (Al) Total	Antimony (Sb) Total	Arsenic (As) Total	Cadmium (Cd) Total	Copper (Cu) Total	Iron (Fe) Total	Lead (Pb) Total	Manganese (Mn) Total	Nickel (Ni) Total	Silver (Ag) Total	Selenium (Se) Total	
		mg/L	mg/L	mg/L	mg/L	mg/L	mg/L	mg/L	mg/L	mg/L	mg/L	mg/L	mg/L	mg/L	mg/L	mg/L	mg/L	mg/L	mg/L	mg/L	mg/L	mg/L	mg/L
Year 9	January	446.8775	158.7052	0.091623	0.002762	0.056218	0.000850	0.091044	0.157406	0.000197	0.000204	0.0065492	5.8169E-04	1.4215E-03	1.60904E-04	0.000239	0.118006	0.000264	0.219408	0.001128	7.23491E-06	0.000850	
	February	464.7213	165.1090	0.082008	0.002513	0.055239	0.000768	0.092645	0.144530	0.000168	0.000172	0.0060484	5.8079E-04	1.4613E-03	1.42569E-04	0.000231	0.117453	0.000266	0.214173	0.001020	7.45071E-06	0.000745	
	March	473.5257	168.1398	0.076661	0.002377	0.054523	0.000723	0.093267	0.125122	0.000153	0.000156	0.0057652	5.7913E-04	1.4715E-03	1.30898E-04	0.000220	0.108695	0.000258	0.210014	0.000961	7.54889E-06	0.000688	
	April	447.1261	162.1909	0.127546	0.004734	0.056927	0.001124	0.091507	0.226341	0.000256	0.000246	0.0082731	8.5580E-04	1.6126E-03	2.28579E-04	0.000280	0.100823	0.000377	0.257568	0.001667	7.72768E-06	0.001234	
	May	259.4133	103.7042	0.318186	0.009212	0.061017	0.003762	0.069623	0.613260	0.000718	0.000701	0.0268075	1.1323E-03	1.6321E-03	5.68331E-04	0.000622	0.147604	0.000650	0.419633	0.004170	6.59390E-06	0.003014	
	June	197.8847	86.8559	0.372279	0.010565	0.062375	0.002998	0.058929	0.589958	0.000878	0.000848	0.0236796	1.2085E-03	1.5419E-03	6.56681E-04	0.000563	0.094156	0.000654	0.470362	0.004930	6.36516E-06	0.003533	
	July	215.7359	92.1213	0.337755	0.010641	0.066790	0.003168	0.064468	0.553155	0.000756	0.000761	0.0217598	1.2939E-03	1.6148E-03	6.30187E-04	0.000605	0.085133	0.000630	0.443921	0.004564	7.24850E-06	0.003325	
	August	235.8899	97.6072	0.316648	0.011140	0.066671	0.003755	0.068037	0.599201	0.000718	0.000719	0.0195895	1.3973E-03	1.6759E-03	6.03843E-04	0.000586	0.062375	0.000646	0.424907	0.004428	7.22629E-06	0.003142	
	September	245.9317	100.9628	0.330604	0.011130	0.064852	0.003124	0.073359	0.644131	0.000698	0.000704	0.0191346	1.4178E-03	1.6985E-03	6.36338E-04	0.000601	0.075371	0.000675	0.420276	0.004316	6.75557E-06	0.003302	
	October	331.9746	120.9902	0.185283	0.007780	0.062501	0.002771	0.090648	0.450299	0.000414	0.000422	0.0117506	1.1685E-03	1.6015E-03	3.52512E-04	0.000471	0.057638	0.000515	0.276665	0.002343	6.49589E-06	0.001995	
	November	386.2040	138.0745	0.127026	0.004338	0.057781	0.001561	0.089243	0.302064	0.000264	0.000267	0.0091980	7.1678E-04	1.4218E-03	2.47673E-04	0.000324	0.140060	0.000331	0.253276	0.001604	6.62352E-06	0.001279	
	December	419.9783	149.9956	0.101073	0.003363	0.055509	0.001005	0.087876	0.180322	0.000198	0.000199	0.0078433	6.2051E-04	1.4027E-03	1.90480E-04	0.000266	0.111071	0.000285	0.224933	0.001274	6.95039E-06	0.000973	
Year 10	January	447.0570	158.8337	0.091740	0.002874	0.056314	0.000861	0.091167	0.162354	0.000197	0.000204	0.0065951	5.9915E-04	1.4364E-03	1.62377E-04	0.000242	0.118015	0.000270	0.219600	0.001132	7.24805E-06	0.000857	
	February	464.8369	165.1918	0.082083	0.002584	0.055301	0.000775	0.092724	0.147716	0.000168	0.000172	0.0060779	5.9203E-04	1.4709E-03	1.43517E-04	0.000233	0.117459	0.000269	0.214297	0.001023	7.45917E-06	0.000749	
	March	473.6075	168.1983	0.076714	0.002428	0.054567	0.000728	0.093323	0.127375	0.000153	0.000156	0.0057860	5.8708E-04	1.4783E-03	1.31569E-04	0.000222	0.108699	0.000261	0.210102	0.000962	7.55487E-06	0.000691	
	April	448.4540	163.1523	0.128383	0.005541	0.057635	0.001206	0.092396	0.263093	0.000256	0.000246	0.0085833	1.0109E-03	1.7363E-03	2.41712E-04	0.000306	0.100862	0.000429	0.259135	0.001700	7.81949E-06	0.001286	
	May	260.9944	104.8493	0.319182	0.010171	0.061861	0.003860	0.070681	0.657025	0.000718	0.000701	0.0271756	1.3181E-03	1.7799E-03	5.84056E-04	0.000653	0.147649	0.000712	0.421504	0.004210	6.70300E-06	0.003077	
	June	199.4712	88.0051	0.373278	0.011527	0.063221	0.003096	0.059990	0.633877	0.000878	0.000848	0.0240488	1.3951E-03	1.6903E-03	6.72482E-04	0.000594	0.094201	0.000716	0.472241	0.004970	6.47459E-06	0.003597	
	July	217.9019	93.6901	0.339131	0.011965	0.067968	0.003302	0.065935	0.613952	0.000756	0.000761	0.0222676	1.5783E-03	1.8272E-03	6.54203E-04	0.000650	0.085198	0.000725	0.446633	0.004624	7.39954E-06	0.003417	
	August	238.6118	99.5786	0.318382	0.012808	0.068161	0.003924	0.069888	0.675940	0.000718	0.000719	0.0202292	1.7667E-03	1.9467E-03	6.35010E-04	0.000644	0.062459	0.000769	0.428374	0.004505	7.41676E-06	0.003260	
	September	249.3329	103.4353	0.332793	0.013234	0.066750	0.003338	0.075689	0.741191	0.000698	0.000704	0.0199325	1.9071E-03	2.0453E-03	6.77682E-04	0.000677	0.075480	0.000841	0.424770	0.004417	6.99527E-06	0.003457	
	October	334.3100	122.6900	0.186796	0.009231	0.063832	0.002918	0.092274	0.517653	0.000414	0.000422	0.0123004	1.5439E-03	1.8582E-03	3.84103E-04	0.000527	0.057717	0.000643	0.279944	0.002419	6.66251E-06	0.002110	
	November	386.8456	138.5415	0.127441	0.004737	0.058147	0.001602	0.089690	0.320566	0.000264	0.000267	0.0093490	8.1992E-04	1.4923E-03	2.56351E-04	0.000340	0.140082	0.000366	0.254177	0.001625	6.66929E-06	0.001310	
	December	420.2440	150.1890	0.101245	0.003529	0.055661	0.001022	0.088061	0.187985	0.000198	0.000199	0.0079059	6.6323E-04	1.4319E-03	1.94075E-04	0.000272	0.111081	0.000299	0.225306	0.001282	6.96935E-06	0.000986	

		Uranium (U) Total	Zinc (Zn) Total	Dissolved Organic Carbon	Alkalinity (Total as CaCO3)	Calcium dissolved	Magnesium Total
		mg/L	mg/L	mg/L	mg/L	mg/L	mg/L
Year 9	January	0.008711	0.025885	1.386609	118.28281	61.24700	8.886960
	February	0.009131	0.023675	1.335013	119.53688	62.01437	9.090321
	March	0.009339	0.021929	1.310465	120.12057	62.44602	9.202534
	April	0.009036	0.031926	1.342182	114.66643	60.01126	8.987048
	May	0.004721	0.070995	2.001402	74.77041	40.80781	6.297393
	June	0.003271	0.079971	1.418504	59.12112	34.37940	5.365954
	July	0.003857	0.075548	1.423997	64.33505	37.35106	5.838344
	August	0.004441	0.070709	1.528184	73.67336	40.57112	6.190779
	September	0.004796	0.076572	1.449640	75.55485	42.50161	6.380287
	October	0.006796	0.042011	1.576840	92.86613	51.70811	7.389046
	November	0.007407	0.035013	1.357494	101.49456	55.19155	8.015117
	December	0.008181	0.029111	1.356450	112.93937	59.14828	8.511875
Year 10	January	0.008743	0.025992	1.386609	118.34427	61.28786	8.899801
	February	0.009152	0.023744	1.335013	119.57645	62.04068	9.098589
	March	0.009354	0.021978	1.310465	120.14856	62.46463	9.208382
	April	0.009265	0.032880	1.342182	115.11696	60.32015	9.083251
	May	0.004993	0.072138	2.001402	75.30668	41.17586	6.411986
	June	0.003544	0.081120	1.418504	59.65922	34.74880	5.480956
	July	0.004256	0.077292	1.423997	65.07631	37.85852	5.995304
	August	0.004954	0.072972	1.528184	74.60756	41.21010	6.388007
	September	0.005468	0.079578	1.449640	76.71884	43.30309	6.626580
	October	0.007288	0.044307	1.576840	93.67093	52.26265	7.558230
	November	0.007542	0.035643	1.357494	101.71564	55.34388	8.061592
	December	0.008237	0.029372	1.356450	113.03094	59.21137	8.531125

APPENDIX B.
ABM Lake Water Quality Model Results

		Hardness (CaCO3)	Sulphate	Nitrate	Nitrite	Total Ammonia	Phosphorus	Fluoride	Chloride	Cyanide	WAD Cyanide	Aluminum (Al)	Antimony (Sb)	Arsenic (As)	Cadmium (Cd)	Copper (Cu)	Iron (Fe)	Lead (Pb)	Manganese (Mn)	Nickel (Ni)	Silver (Ag)	Selenium (Se)
		mg/L	mg/L	mg/L	mg/L	mg/L	mg/L	mg/L	mg/L	mg/L	mg/L	mg/L	mg/L	mg/L	mg/L	mg/L	mg/L	mg/L	mg/L	mg/L	mg/L	mg/L
Year 11	January	1096.2213	426.3290	0.031261	0.001942	0.138570	0.2465097	0.201157	2.021610	0.000072	8.3908E-05	0.0088380	9.2063E-04	0.0040209	1.00221E-04	0.000524	0.536303	0.000188	0.3000225	0.000675	1.11799E-05	0.000423
	February	1149.1203	449.3086	0.036248	0.007488	0.150697	0.2573322	0.215890	2.878688	0.000053	5.9270E-05	0.0121084	5.4030E-03	0.0059911	1.23190E-03	0.002137	1.020699	0.002983	0.4815705	0.003066	1.23459E-05	0.002052
	March	1186.9318	463.1127	0.032401	0.005799	0.153531	0.2668256	0.220289	2.717079	0.000042	4.6955E-05	0.0114496	4.0224E-03	0.0055731	8.70637E-04	0.001635	0.894224	0.002101	0.4394706	0.002333	1.25024E-05	0.001507
	April	1126.4419	458.1916	0.072994	0.031712	0.168736	0.2427892	0.235799	6.591974	0.000066	6.8954E-05	0.0238117	1.4290E-02	0.0093184	3.53943E-03	0.006090	1.764929	0.009143	0.8560451	0.007967	1.47263E-05	0.006346
	May	859.7413	360.2891	0.095713	0.038439	0.139888	0.1781366	0.202588	7.617014	0.000233	1.1735E-04	0.0390408	1.3122E-02	0.0088403	2.98772E-03	0.006565	1.425305	0.007605	0.7574866	0.006849	1.32362E-05	0.006059
	June	775.8158	335.5366	0.106671	0.048007	0.136456	0.1558962	0.197793	8.966929	0.000275	1.7673E-04	0.0398630	1.7255E-02	0.0102705	4.18432E-03	0.008336	1.907666	0.010176	0.9491187	0.009315	1.35762E-05	0.007842
	July	765.5683	335.8635	0.108304	0.051879	0.137542	0.1525989	0.199501	9.640518	0.000248	1.8267E-04	0.0412416	1.7281E-02	0.0106119	4.03380E-03	0.008294	1.821388	0.009808	0.9479279	0.009026	1.38911E-05	0.007772
	August	766.8917	340.0120	0.112385	0.055264	0.138994	0.1520962	0.202677	10.246576	0.000230	1.8845E-04	0.0427064	1.7506E-02	0.0109896	3.97808E-03	0.008369	1.780724	0.009667	0.9583188	0.008932	1.44126E-05	0.007808
	September	772.3205	345.5231	0.117191	0.058329	0.141130	0.1523216	0.206492	10.798670	0.000237	1.9719E-04	0.0433838	1.7826E-02	0.0113568	3.96593E-03	0.008477	1.763228	0.009634	0.9738567	0.008932	1.47671E-05	0.007910
	October	803.0883	361.7032	0.124635	0.066279	0.152728	0.1573524	0.218122	12.010455	0.000224	1.8759E-04	0.0454141	2.2110E-02	0.0131119	5.40160E-03	0.010572	2.529499	0.012403	1.2372182	0.011936	1.58373E-05	0.009971
	November	812.8795	362.4361	0.119142	0.062218	0.150568	0.1608902	0.215771	11.435594	0.000214	1.7925E-04	0.0431052	2.0763E-02	0.0125035	5.06696E-03	0.009936	2.399038	0.011630	1.1754223	0.011220	1.54641E-05	0.009369
	December	825.6367	364.7829	0.114453	0.058832	0.149379	0.1649564	0.214308	10.898601	0.000204	1.7156E-04	0.0411821	1.9640E-02	0.0120123	4.78702E-03	0.009404	2.292251	0.010987	1.1250828	0.010626	1.52062E-05	0.008863
Year 12	January	806.2875	355.0770	0.110016	0.055925	0.144675	0.1615245	0.207725	10.392971	0.000197	1.6722E-04	0.0393048	1.8674E-02	0.0114892	4.54995E-03	0.008945	2.187909	0.010440	1.0745707	0.010108	1.46736E-05	0.008435
	February	793.0538	348.2748	0.106558	0.053717	0.141241	0.1592738	0.202926	10.011292	0.000191	1.6172E-04	0.0379659	1.7940E-02	0.0110976	4.36976E-03	0.008598	2.109583	0.010027	1.0366150	0.009714	1.42829E-05	0.008109
	March	781.7320	342.2927	0.103064	0.051635	0.138166	0.1574519	0.198574	9.654798	0.000184	1.5618E-04	0.0366314	1.7250E-02	0.0107329	4.19943E-03	0.008269	2.036113	0.009635	1.0011733	0.009344	1.39241E-05	0.007799
	April	764.4430	335.7087	0.104154	0.051750	0.135796	0.1530608	0.195737	9.659567	0.000180	1.5390E-04	0.0366836	1.6954E-02	0.0106160	4.08215E-03	0.008111	1.971185	0.009394	0.9783064	0.009107	1.37531E-05	0.007714
	May	723.3982	323.2268	0.115268	0.059524	0.137746	0.1410214	0.197182	10.853337	0.000213	1.5755E-04	0.0421343	2.0556E-02	0.0124014	4.98680E-03	0.009643	2.414978	0.011194	1.1241995	0.011031	1.42369E-05	0.009204
	June	683.3651	307.6425	0.114979	0.058667	0.131171	0.1318373	0.189937	10.690858	0.000230	1.7467E-04	0.0412932	1.9641E-02	0.0119548	4.69227E-03	0.009185	2.250061	0.010567	1.0621741	0.010416	1.37958E-05	0.008789
	July	665.1404	301.5671	0.114938	0.059344	0.129203	0.1273935	0.187423	10.794389	0.000223	1.7764E-04	0.0414742	1.9344E-02	0.0118665	4.55171E-03	0.008997	2.164747	0.010290	1.0355518	0.010138	1.36923E-05	0.008642
	August	651.5209	297.3743	0.116053	0.060177	0.127572	0.1239979	0.185773	10.932812	0.000217	1.8069E-04	0.0417942	1.9159E-02	0.0118389	4.44756E-03	0.008870	2.097836	0.010088	1.0161675	0.009935	1.37110E-05	0.008543
	September	641.1186	294.5789	0.117770	0.061121	0.126535	0.1211935	0.184861	11.093874	0.000221	1.8525E-04	0.0418550	1.9056E-02	0.0118481	4.36738E-03	0.008775	2.044407	0.009938	1.0020315	0.009785	1.37024E-05	0.008487
	October	635.3898	292.3017	0.117101	0.060845	0.125401	0.1199876	0.183423	11.049197	0.000216	1.8127E-04	0.0414758	1.8775E-02	0.0117350	4.26988E-03	0.008607	1.994570	0.009741	0.9825015	0.009590	1.36030E-05	0.008358
	November	627.8961	288.0299	0.114534	0.059014	0.122992	0.1188756	0.180221	10.768398	0.000211	1.7744E-04	0.0403429	1.8210E-02	0.0114176	4.14123E-03	0.008351	1.939110	0.009445	0.9555196	0.009305	1.33160E-05	0.008113
	December	621.9829	284.4966	0.112177	0.057382	0.120960	0.1180934	0.177339	10.486288	0.000207	1.7366E-04	0.0393228	1.7705E-02	0.0111373	4.02618E-03	0.008123	1.889981	0.009182	0.9316702	0.009051	1.30717E-05	0.007893
Year 13	January	617.1794	281.5342	0.109958	0.055923	0.119260	0.1175121	0.174889	10.236614	0.000203	1.7140E-04	0.0384044	1.7258E-02	0.0108904	3.92384E-03	0.007920	1.846632	0.008947	0.9106437	0.008825	1.28518E-05	0.007699
	February	634.3751	294.0160	0.121144	0.067204	0.130260	0.1184810	0.187366	12.136250	0.000199	1.6843E-04	0.0421989	2.1543E-02	0.0132973	4.67327E-03	0.009053	2.148582	0.010824	1.0280669	0.010442	1.41376E-05	0.009187
	March	631.6128	291.9435	0.118978	0.065811	0.128844	0.1183521	0.185363	11.901531	0.000196	1.6534E-04	0.0413985	2.1099E-02	0.0130565	4.57613E-03	0.008868	2.108583	0.010599	1.0093422	0.010229	1.39488E-05	0.009000
	April	626.6710	289.7657	0.119029	0.065361	0.127734	0.1171050	0.184141	11.824315	0.000193	1.6386E-04	0.0412104	2.0766E-02	0.0129023	4.48085E-03	0.008716	2.061306	0.010401	0.9907709	0.010038	1.38458E-05	0.008892
	May	603.4082	279.5706	0.119165	0.063828	0.123733	0.1119043	0.179475	11.564902	0.000212	1.6545E-04	0.0421021	1.9921E-02	0.0124539	4.25767E-03	0.008442	1.947742	0.009928	0.9415373	0.009587	1.34904E-05	0.008582
	June	585.9508	272.4650	0.118677	0.062937	0.120410	0.1079488	0.175991	11.407676	0.000222	1.7561E-04	0.0414782	1.9323E-02	0.0121472	4.09153E-03	0.008159	1.859241	0.009570	0.9049482	0.009246	1.32532E-05	0.008330
	July	578.4967	269.9645	0.118427	0.063075	0.119496	0.1060951	0.174898	11.427503	0.000219	1.7759E-04	0.0414755	1.9076E-02	0.0120543	4.00027E-03	0.008013	1.807241	0.009390	0.8856682	0.009073	1.31999E-05	0.008223
	August	572.7781	268.2349	0.118903	0.063343	0.118656	0.1046297	0.174166	11.474008	0.000215	1.7964E-04	0.0415621	1.8890E-02	0.0119972	3.92585E-03	0.007897	1.762988	0.009246	0.8697875	0.008934	1.32153E-05	0.008140
	September	568.3532	267.1401	0.119802	0.063717	0.118110	0.1033592	0.173797	11.540614	0.000218	1.8270E-04	0.0414885	1.8753E-02	0.0119642	3.86317E-03	0.007798	1.724924	0.009128	0.8566071	0.008821	1.32098E-05	0.008082
	October	582.3644	277.5205	0.130288	0.073803	0.127313	0.1039917	0.185699	13.224732	0.000215	1.8020E-04	0.0452589	2.2353E-02	0.0144922	4.35018E-03	0.008592	1.933332	0.010312	0.9392205	0.009915	1.43794E-05	0.009194
	November	578.4258	274.9745	0.128332	0.072332	0.125676	0.1035651	0.183529	12.995442	0.000211	1.7771E-04	0.0444345	2.1907E-02	0.0142267	4.26364E-03	0.008424	1.897939	0.010105	0.9222687	0.009720	1.41737E-05	0.009015
	December	575.3400	272.8350	0.126504	0.070992	0.124260	0.1033142	0.181532	12.765210	0.000208	1.7519E-04	0.0436768	2.1501E-02	0.0139866	4.18461E-03	0.008270	1.865913	0.009917	0.9069672	0.009543	1.39939E-05	0.008852
Year 14	January	572.8955	271.0365	0.124768	0.069776	0.123058	0.1031731	0.179809	12.557912	0.000206	1.7366E-04	0.0429842	2.1135E-02	0.0137712	4.11310E-03	0.008131	1.837194	0.009746	0.8932597	0.009382	1.38300E-05	0.008704
	February	571.4491	269.7913	0.123338	0.068797	0.122138	0.1031870	0.178493	12.391697	0.000203	1.7163E-04	0.0424573	2.0840E-02	0.0135997	4.05545E-03	0.008020	1.814389	0.009610	0.8823635	0.009253	1.37028E-05	0.008585
	March	570.4668	268.7277	0.121838	0.067828	0.121292	0.1033161	0.177259	12.228636	0.000201	1.6949E-04	0.0419101	2.0548E-02	0.0134318	3.99828E-03	0.007909	1.791990	0.009474	0.8717237	0.009126	1.35807E-05	0.008466
	April	568.2606	267.6248	0.121751	0.067403	0.120614	0.1027532	0.176510	12.156661	0												

		Uranium (U)	Zinc (Zn)	Alkalinity	Calcium (Ca)	Magnesium (Mg)
		mg/L	mg/L	mg/L	mg/L	mg/L
Year 11	January	0.015647	0.016483	4.201330	10.74815	5.62776
	February	0.018871	0.070985	4.336286	10.44824	5.28977
	March	0.018575	0.053657	4.500158	9.42965	4.72049
	April	0.025318	0.190846	14.240819	28.91930	12.88822
	May	0.023811	0.162809	20.970542	44.76904	19.79378
	June	0.025256	0.218308	23.939997	47.37148	21.31664
	July	0.026315	0.212115	27.156650	49.65034	22.27205
	August	0.027375	0.209989	29.797518	51.31463	23.00067
	September	0.028408	0.210196	32.023921	52.84186	23.78889
	October	0.031320	0.268367	32.330163	52.28149	23.46483
	November	0.030206	0.252451	30.517922	49.86608	22.50110
	December	0.029338	0.239244	29.021194	47.73447	21.62766
Year 12	January	0.028192	0.227696	27.652174	45.88965	20.82997
	February	0.027341	0.218917	26.614108	44.45987	20.19326
	March	0.026552	0.210592	25.642196	42.99924	19.53821
	April	0.026417	0.205236	26.015409	44.50708	20.12634
	May	0.028894	0.242387	26.344477	47.02814	21.17125
	June	0.028011	0.230116	26.732363	47.73842	21.57513
	July	0.027933	0.224542	27.692833	48.63395	21.94305
	August	0.027971	0.220429	28.657710	49.38371	22.26221
	September	0.028100	0.217498	29.594602	50.13224	22.63664
	October	0.027926	0.213133	29.709797	49.92960	22.50743
	November	0.027248	0.206911	28.845726	48.83826	22.07370
	December	0.026652	0.201387	28.077654	47.80649	21.65164
Year 13	January	0.026131	0.196422	27.397322	46.85928	21.24236
	February	0.030700	0.232563	26.858098	46.09189	20.90107
	March	0.030208	0.227840	26.334823	45.28157	20.53820
	April	0.029998	0.223582	26.492208	46.02564	20.82205
	May	0.029139	0.213732	26.551799	47.31426	21.34652
	June	0.028545	0.206812	26.715347	47.69741	21.56707
	July	0.028435	0.203216	27.259475	48.22703	21.78279
	August	0.028394	0.200284	27.828620	48.67638	21.97192
	September	0.028413	0.197963	28.399936	49.13481	22.20139
	October	0.033153	0.220627	28.490465	49.02155	22.12562
	November	0.032599	0.216369	27.944550	48.32305	21.84895
	December	0.032100	0.212507	27.448981	47.64759	21.57314
Year 14	January	0.031655	0.208979	27.002656	47.01654	21.30073
	February	0.031303	0.206134	26.643643	46.49742	21.07003
	March	0.030960	0.203304	26.291298	45.94291	20.82193
	April	0.030770	0.200554	26.363843	46.42083	21.00422
	May	0.030093	0.194409	26.370150	47.29316	21.36102
	June	0.029602	0.189988	26.460242	47.55708	21.51743
	July	0.029470	0.187639	26.831252	47.93425	21.67422
	August	0.035198	0.214890	27.225257	48.25305	21.81101
	September	0.035023	0.212582	27.626247	48.57954	21.97812
	October	0.034786	0.210200	27.671839	48.48132	21.91842
	November	0.034348	0.207185	27.277334	47.97165	21.71684
	December	0.033949	0.204423	26.915512	47.47309	21.51330

		Hardness (CaCO3)	Sulphate	Nitrate	Nitrite	Total Ammonia	Phosphorus	Fluoride	Chloride	Cyanide	WAD Cyanide	Aluminum (Al)	Antimony (Sb)	Arsenic (As)	Cadmium (Cd)	Copper (Cu)	Iron (Fe)	Lead (Pb)	Manganese (Mn)	Nickel (Ni)	Silver (Ag)	Selenium (Se)
		mg/L	mg/L	mg/L	mg/L	mg/L	mg/L	mg/L	mg/L	mg/L	mg/L	mg/L	mg/L	mg/L	mg/L	mg/L	mg/L	mg/L	mg/L	mg/L	mg/L	mg/L
Year 15	January	549.1290	265.1045	0.131719	0.076201	0.123816	0.0957136	0.180516	13.661271	0.000208	1.7535E-04	0.0448269	2.1668E-02	0.0144165	3.91280E-03	0.007792	1.701720	0.009471	0.8340838	0.009045	1.41865E-05	0.008802
	February	548.2555	264.2129	0.130564	0.075391	0.123108	0.0957959	0.179506	13.523649	0.000206	1.7380E-04	0.0444086	2.1439E-02	0.0142797	3.87135E-03	0.007712	1.685917	0.009371	0.8264707	0.008951	1.40861E-05	0.008711
	March	547.7340	263.4565	0.129351	0.074587	0.122453	0.0959669	0.178556	13.387867	0.000204	1.7216E-04	0.0439729	2.1212E-02	0.0141451	3.83005E-03	0.007631	1.670327	0.009270	0.8190082	0.008858	1.39893E-05	0.008619
	April	546.3607	262.6603	0.129140	0.074124	0.121888	0.0956447	0.177928	13.309404	0.000203	1.7130E-04	0.0437833	2.0999E-02	0.0140255	3.78418E-03	0.007552	1.648904	0.009172	0.8099573	0.008766	1.39247E-05	0.008556
	May	536.3911	257.9223	0.128742	0.072844	0.119796	0.0935540	0.175473	13.093053	0.000213	1.7204E-04	0.0441269	2.0483E-02	0.0137105	3.67961E-03	0.007425	1.598530	0.008941	0.7873331	0.008551	1.37139E-05	0.008384
	June	528.6829	254.5484	0.128103	0.071968	0.117979	0.0919074	0.173570	12.941649	0.000219	1.7773E-04	0.0436701	2.0092E-02	0.0134756	3.59788E-03	0.007282	1.556999	0.008757	0.7696339	0.008380	1.35650E-05	0.008238
	July	525.7173	253.4751	0.127700	0.071766	0.117449	0.0912076	0.172943	12.905848	0.000217	1.7896E-04	0.0435817	1.9899E-02	0.0133720	3.55047E-03	0.007202	1.531316	0.008659	0.7597105	0.008290	1.35207E-05	0.008168
	August	523.2433	252.6048	0.127622	0.071567	0.116838	0.0906282	0.172370	12.872863	0.000215	1.8023E-04	0.0435028	1.9713E-02	0.0132733	3.50581E-03	0.007124	1.506728	0.008567	0.7499619	0.008205	1.35038E-05	0.008100
	September	542.2726	266.7333	0.141886	0.084839	0.128659	0.0914400	0.187777	15.104816	0.000217	1.8209E-04	0.0487687	2.3767E-02	0.0159048	3.86331E-03	0.007743	1.561751	0.009850	0.7939713	0.009056	1.50468E-05	0.009220
	October	541.2009	266.0891	0.141221	0.084316	0.128090	0.0913356	0.187070	15.017473	0.000215	1.8066E-04	0.0484748	2.3557E-02	0.0157834	3.82421E-03	0.007672	1.545146	0.009759	0.7867224	0.008976	1.49790E-05	0.009147
	November	539.3084	264.6950	0.139932	0.083316	0.127101	0.0912223	0.185757	14.859731	0.000213	1.7918E-04	0.0479463	2.3277E-02	0.0156099	3.77911E-03	0.007583	1.528761	0.009642	0.7784676	0.008871	1.48492E-05	0.009041
	December	537.8469	263.5076	0.138710	0.082388	0.126230	0.0911981	0.184526	14.700579	0.000211	1.7766E-04	0.0474524	2.3018E-02	0.0154502	3.73720E-03	0.007500	1.513708	0.009535	0.7709033	0.008775	1.47333E-05	0.008943
Year 16	January	536.7179	262.5008	0.137536	0.081534	0.125477	0.0912290	0.183446	14.554914	0.000210	1.7673E-04	0.0469939	2.2781E-02	0.0153045	3.69866E-03	0.007424	1.500019	0.009436	0.7640300	0.008686	1.46260E-05	0.008853
	February	536.1158	261.8042	0.136559	0.080838	0.124893	0.0913318	0.182609	14.436665	0.000208	1.7547E-04	0.0466394	2.2587E-02	0.0151869	3.66723E-03	0.007362	1.489068	0.009356	0.7585192	0.008613	1.45416E-05	0.008779
	March	535.8010	261.2169	0.135534	0.080144	0.124350	0.0915074	0.181818	14.319658	0.000207	1.7414E-04	0.0462700	2.2395E-02	0.0150709	3.63583E-03	0.007300	1.478253	0.009275	0.7531136	0.008541	1.44598E-05	0.008705
	April	534.7980	260.5625	0.135253	0.079663	0.123838	0.0912982	0.181234	14.238303	0.000205	1.7344E-04	0.0460719	2.2198E-02	0.0149557	3.59977E-03	0.007237	1.462823	0.009192	0.7462162	0.008468	1.43978E-05	0.008650
	May	526.9006	256.6733	0.134682	0.078385	0.122009	0.0897074	0.179060	14.022466	0.000214	1.7403E-04	0.0462575	2.1721E-02	0.0146582	3.51688E-03	0.007135	1.426017	0.008996	0.7287683	0.008296	1.42041E-05	0.008500
	June	520.7692	253.8824	0.133958	0.077467	0.120412	0.0884497	0.177356	13.864857	0.000219	1.7871E-04	0.0458043	2.1352E-02	0.0144306	3.45133E-03	0.007018	1.395235	0.008838	0.7149465	0.008157	1.40638E-05	0.008371
	July	518.4390	252.9670	0.133478	0.077150	0.119890	0.0879336	0.176728	13.810076	0.000217	1.7976E-04	0.0456714	2.1155E-02	0.0143185	3.41244E-03	0.006950	1.375918	0.008750	0.7069940	0.008082	1.40135E-05	0.008306
	August	516.5512	252.2766	0.133334	0.076905	0.119356	0.0875129	0.176209	13.769439	0.000216	1.8083E-04	0.0455773	2.0983E-02	0.0142226	3.37819E-03	0.006892	1.358304	0.008674	0.6998798	0.008017	1.39929E-05	0.008249
	September	514.9430	251.7403	0.133352	0.076669	0.118882	0.0871155	0.175765	13.731364	0.000217	1.8240E-04	0.0453800	2.0814E-02	0.0141274	3.34542E-03	0.006833	1.341849	0.008599	0.6931680	0.007956	1.39545E-05	0.008197
	October	514.3177	251.3443	0.132872	0.076300	0.118494	0.0870727	0.175283	13.669818	0.000216	1.8122E-04	0.0451629	2.0663E-02	0.0140410	3.31791E-03	0.006782	1.330346	0.008535	0.6881142	0.007900	1.39074E-05	0.008145
	November	513.0051	250.3296	0.131886	0.075549	0.117767	0.0870187	0.174309	13.552232	0.000214	1.7999E-04	0.0447569	2.0460E-02	0.0139142	3.28549E-03	0.006717	1.318873	0.008450	0.6822367	0.007824	1.38101E-05	0.008067
	December	543.7436	272.7987	0.151428	0.094588	0.134786	0.0890108	0.194570	16.691732	0.000212	1.7872E-04	0.0516383	2.4479E-02	0.0168678	3.64784E-03	0.007385	1.314267	0.009992	0.7205444	0.008689	1.59317E-05	0.009411
Year 17	January	542.7387	271.8732	0.150339	0.093769	0.134082	0.0890527	0.193580	16.552819	0.000211	1.7793E-04	0.0512193	2.4268E-02	0.0167338	3.61647E-03	0.007323	1.304588	0.009905	0.7152483	0.008615	1.58317E-05	0.009332
	February	542.1837	271.2205	0.149432	0.093099	0.133531	0.0891519	0.192807	16.439684	0.000210	1.7688E-04	0.0508929	2.4096E-02	0.0166253	3.59083E-03	0.007272	1.296853	0.009835	0.7109970	0.008555	1.57524E-05	0.009267
	March	541.8736	270.6608	0.148485	0.092431	0.133015	0.0893132	0.192072	16.327533	0.000209	1.7576E-04	0.0505539	2.3924E-02	0.0165181	3.56518E-03	0.007221	1.289219	0.009764	0.7068296	0.008496	1.56754E-05	0.009202
	April	540.9248	269.9787	0.148085	0.091867	0.132466	0.0891569	0.191441	16.232882	0.000208	1.7517E-04	0.0503301	2.3734E-02	0.0164002	3.53494E-03	0.007167	1.278220	0.009687	0.7014067	0.008433	1.56070E-05	0.009148
	May	534.0111	266.3932	0.147231	0.090427	0.130654	0.0878573	0.189287	15.991427	0.000214	1.7566E-04	0.0503614	2.3276E-02	0.0161016	3.46495E-03	0.007080	1.251492	0.009503	0.6874919	0.008285	1.54068E-05	0.009004
	June	528.6254	263.7837	0.146312	0.089348	0.129079	0.0868294	0.187582	15.808430	0.000219	1.7967E-04	0.0498727	2.2915E-02	0.0158685	3.40927E-03	0.006979	1.228958	0.009354	0.6764260	0.008165	1.52576E-05	0.008880
	July	526.5126	262.8343	0.145689	0.088862	0.128476	0.0864172	0.186862	15.726558	0.000218	1.8059E-04	0.0496846	2.2712E-02	0.0157435	3.37575E-03	0.006920	1.214877	0.009268	0.6700361	0.008099	1.51933E-05	0.008814
	August	524.7381	262.0655	0.145356	0.088445	0.127861	0.0860760	0.186231	15.657724	0.000216	1.8153E-04	0.0495303	2.2529E-02	0.0156326	3.34577E-03	0.006868	1.201894	0.009191	0.6642413	0.008041	1.51545E-05	0.008755
	September	523.2647	261.4849	0.145224	0.088096	0.127348	0.0857547	0.185727	15.601117	0.000218	1.8288E-04	0.0493124	2.2365E-02	0.0155334	3.31837E-03	0.006818	1.189949	0.009121	0.6590046	0.007988	1.51070E-05	0.008704
	October	522.6581	261.0600	0.144710	0.087678	0.126941	0.0857302	0.185227	15.531634	0.000216	1.8187E-04	0.0490921	2.2222E-02	0.0154468	3.29524E-03	0.006775	1.181581	0.009061	0.6550273	0.007941	1.50565E-05	0.008655
	November	521.4550	260.1057	0.143768	0.086938	0.126246	0.0856930	0.184309	15.415221	0.000215	1.8082E-04	0.0487114	2.2035E-02	0.0153263	3.26771E-03	0.006719	1.173040	0.008984	0.6502819	0.007875	1.49634E-05	0.008585
	December	520.5357	259.2874	0.142867	0.086247	0.125628	0.0857150	0.183439	15.297164	0.000214	1.7973E-04	0.0483530	2.1860E-02	0.0152145	3.24194E-03	0.006667	1.165158	0.008913	0.6459117	0.007814	1.48796E-05	0.008518
Year 18	January	519.8338	258.5891	0.141998	0.085607	0.125090	0.0857723	0.182670	15.188393	0.000213	1.7905E-04	0.0480180	2.1699E-02	0.0151119	3.21807E-03	0.006619	1.157965	0.008847	0.6419228	0.007758	1.48015E-05	0.008457
	February	519.4879	258.1066	0.141272	0.085082	0.124672	0.0858751	0.182072	15.099683	0.000211	1.7814E-04	0.0477576	2.1567E-02	0.0150288	3.19852E-03	0.006580	1.152226	0.008793	0.6387236	0.007712	1.47397E-05	0.008407
	March	519.3554	257.7049	0.140510	0.084559	0.124283	0.0860321	0.181507	15.011761	0.000210	1.7718E-04	0.0474861	2.1436E-02	0.0149467	3.17894E-03	0.006541	1.146572	0.008739	0.6355945	0.007666	1.46799E-05	0.008356
	April	518.6938	257.1993	0.140212	0.084116	0.123863	0.0859228	0.181029	14.937337</													

		Uranium (U)	Zinc (Zn)	Alkalinity	Calcium (Ca)	Magnesium (Mg)
		mg/L	mg/L	mg/L	mg/L	mg/L
Year 15	January	0.033589	0.201869	26.585827	47.00101	21.30935
	February	0.033302	0.199794	26.318686	46.60961	21.13525
	March	0.033020	0.197719	26.055231	46.18930	20.94704
	April	0.032828	0.195639	26.099811	46.54556	21.08331
	May	0.032201	0.190920	26.084319	47.20331	21.35330
	June	0.031730	0.187468	26.138481	47.40479	21.47516
	July	0.031560	0.185579	26.413951	47.69744	21.59883
	August	0.031397	0.183764	26.666837	47.90683	21.69377
	September	0.036999	0.206501	26.928383	48.12264	21.81287
	October	0.036770	0.204617	26.956552	48.03898	21.76433
	November	0.036396	0.202279	26.650351	47.63929	21.60621
	December	0.036054	0.200124	26.367712	47.24535	21.44521
Year 16	January	0.035743	0.198121	26.109078	46.87042	21.28294
	February	0.035493	0.196488	25.898634	46.55809	21.14374
	March	0.035248	0.194850	25.690632	46.22162	20.99281
	April	0.035050	0.193137	25.714815	46.50053	21.10011
	May	0.034445	0.189223	25.679691	47.01826	21.31411
	June	0.033978	0.186319	25.704066	47.17161	21.41117
	July	0.033778	0.184678	25.910051	47.40056	21.51034
	August	0.033610	0.183213	26.131443	47.58776	21.59432
	September	0.033450	0.181844	26.325470	47.75272	21.68965
	October	0.033288	0.180506	26.340809	47.67901	21.64869
	November	0.033012	0.178805	26.092454	47.35175	21.51914
	December	0.038525	0.205655	25.862244	47.02751	21.38643
Year 17	January	0.038244	0.203936	25.650900	46.71776	21.25208
	February	0.038018	0.202531	25.478489	46.45888	21.13645
	March	0.037795	0.201120	25.307953	46.17948	21.01086
	April	0.037589	0.199568	25.318256	46.40824	21.09955
	May	0.036991	0.196006	25.269508	46.83396	21.27698
	June	0.036522	0.193324	25.272925	46.95693	21.35830
	July	0.036297	0.191759	25.429900	47.14399	21.44164
	August	0.036100	0.190333	25.599336	47.29319	21.51084
	September	0.035932	0.189080	25.774351	47.44375	21.59603
	October	0.035771	0.187876	25.794346	47.38740	21.56360
	November	0.035514	0.186359	25.586621	47.11125	21.45419
	December	0.035277	0.184950	25.393475	46.83655	21.34156
Year 18	January	0.035059	0.183631	25.215585	46.57295	21.22696
	February	0.034885	0.182550	25.070205	46.35212	21.12808
	March	0.034713	0.181464	24.926376	46.11350	21.02058
	April	0.034555	0.180268	24.921263	46.30041	21.09404
	May	0.038824	0.201811	24.852333	46.64829	21.24143
	June	0.038367	0.199296	24.830076	46.73770	21.30753
	July	0.038132	0.197786	24.940612	46.88274	21.37557
	August	0.037920	0.196388	25.061610	46.99323	21.43042
	September	0.037735	0.195137	25.187545	47.10395	21.49889
	October	0.037571	0.193995	25.193824	47.04614	21.46823
	November	0.037333	0.192624	25.016763	46.80828	21.37382
	December	0.037112	0.191348	24.851744	46.57087	21.27622

		Hardness (CaCO3)	Sulphate	Nitrate	Nitrite	Total Ammonia	Phosphorus	Fluoride	Chloride	Cyanide	WAD Cyanide	Aluminum (Al)	Antimony (Sb)	Arsenic (As)	Cadmium (Cd)	Copper (Cu)	Iron (Fe)	Lead (Pb)	Manganese (Mn)	Nickel (Ni)	Silver (Ag)	Selenium (Se)
		mg/L	mg/L	mg/L	mg/L	mg/L	mg/L	mg/L	mg/L	mg/L	mg/L	mg/L	mg/L	mg/L	mg/L	mg/L	mg/L	mg/L	mg/L	mg/L	mg/L	mg/L
Year 19	January	527.8987	266.8240	0.151412	0.094597	0.131837	0.0847931	0.191562	16.658698	0.000214	1.8009E-04	0.0515460	2.3273E-02	0.0166531	3.23871E-03	0.006689	1.075398	0.009267	0.6265306	0.007893	1.57881E-05	0.008905
	February	527.5487	266.3557	0.150726	0.094089	0.131434	0.0848874	0.190989	16.573103	0.000213	1.7929E-04	0.0512991	2.3149E-02	0.0165720	3.22149E-03	0.006655	1.070824	0.009217	0.6238135	0.007852	1.57287E-05	0.008859
	March	527.3892	265.9597	0.150010	0.093583	0.131058	0.0850299	0.190448	16.488230	0.000212	1.7844E-04	0.0510425	2.3026E-02	0.0164918	3.20425E-03	0.006620	1.066323	0.009168	0.6211589	0.007811	1.56710E-05	0.008812
	April	526.7459	265.4499	0.149674	0.093120	0.130634	0.0849417	0.189956	16.410934	0.000211	1.7798E-04	0.0508607	2.2883E-02	0.0163985	3.18390E-03	0.006583	1.059892	0.009112	0.6177210	0.007768	1.56164E-05	0.008773
	May	521.5488	262.6613	0.148889	0.091887	0.129187	0.0840141	0.188223	16.205208	0.000216	1.7836E-04	0.0508396	2.2526E-02	0.0161521	3.13503E-03	0.006524	1.043624	0.008974	0.6084184	0.007663	1.54510E-05	0.008662
	June	517.5014	260.6206	0.148071	0.090941	0.127921	0.0832833	0.186839	16.045784	0.000220	1.8148E-04	0.0504245	2.2241E-02	0.0159566	3.09597E-03	0.006452	1.029795	0.008861	0.6010203	0.007577	1.53258E-05	0.008567
	July	515.9079	259.8406	0.147493	0.090460	0.127397	0.0830057	0.186211	15.965586	0.000219	1.8223E-04	0.0502437	2.2073E-02	0.0158444	3.07217E-03	0.006409	1.021319	0.008793	0.5967880	0.007529	1.52664E-05	0.008513
	August	514.5098	259.1699	0.147125	0.090025	0.126850	0.0827705	0.185631	15.894016	0.000218	1.8298E-04	0.0500841	2.1917E-02	0.0157413	3.05044E-03	0.006371	1.013372	0.008731	0.5928747	0.007486	1.52251E-05	0.008464
	September	513.3048	258.6279	0.146908	0.089638	0.126372	0.0825422	0.185138	15.831224	0.000219	1.8404E-04	0.0498725	2.1774E-02	0.0156464	3.03022E-03	0.006334	1.005974	0.008673	0.5892861	0.007446	1.51763E-05	0.008420
	October	549.2017	284.6372	0.170226	0.112166	0.145897	0.0848335	0.208688	19.478298	0.000218	1.8327E-04	0.0583076	2.5449E-02	0.0185931	3.39073E-03	0.007075	1.050735	0.009988	0.6421390	0.008320	1.76486E-05	0.009805
	November	548.0792	283.7356	0.169329	0.111430	0.145231	0.0848067	0.207818	19.361976	0.000217	1.8246E-04	0.0579516	2.5283E-02	0.0184788	3.36876E-03	0.007030	1.044978	0.009922	0.6385424	0.008267	1.75592E-05	0.009742
	December	547.1811	282.9452	0.168471	0.110740	0.144630	0.0848251	0.206992	19.245516	0.000216	1.8160E-04	0.0576153	2.5127E-02	0.0183722	3.34811E-03	0.006987	1.039648	0.009861	0.6352152	0.008217	1.74777E-05	0.009684
Year 20	January	546.4649	282.2581	0.167647	0.110099	0.144099	0.0848712	0.206255	19.137834	0.000215	1.8107E-04	0.0573006	2.4982E-02	0.0182739	3.32892E-03	0.006948	1.034778	0.009804	0.6321701	0.008171	1.74017E-05	0.009629
	February	546.0558	281.7639	0.166960	0.109573	0.143680	0.0849526	0.205674	19.049738	0.000214	1.8035E-04	0.0570532	2.4864E-02	0.0181939	3.31317E-03	0.006916	1.030902	0.009757	0.6297238	0.008133	1.73409E-05	0.009584
	March	545.8190	281.3354	0.166245	0.109048	0.143286	0.0850775	0.205120	18.962341	0.000213	1.7959E-04	0.0567974	2.4746E-02	0.0181148	3.29741E-03	0.006884	1.027093	0.009710	0.6273345	0.008095	1.72818E-05	0.009539
	April	545.0666	280.7374	0.165805	0.108499	0.142797	0.0849943	0.204548	18.871387	0.000212	1.7919E-04	0.0565842	2.4601E-02	0.0180155	3.27811E-03	0.006848	1.021615	0.009655	0.6241537	0.008054	1.72186E-05	0.009497
	May	540.0957	277.9767	0.164830	0.107131	0.141292	0.0841611	0.202747	18.645066	0.000217	1.7953E-04	0.0564698	2.4251E-02	0.0177672	3.23280E-03	0.006790	1.007739	0.009522	0.6157230	0.007954	1.70432E-05	0.009386
	June	536.2234	275.9388	0.163877	0.106067	0.139988	0.0835064	0.201308	18.467809	0.000220	1.8234E-04	0.0560201	2.3972E-02	0.0175695	3.19659E-03	0.006723	0.995937	0.009413	0.6090247	0.007874	1.69088E-05	0.009291
	July	534.6416	275.1051	0.163215	0.105494	0.139409	0.0832592	0.200616	18.373145	0.000220	1.8303E-04	0.0558070	2.3806E-02	0.0174541	3.17452E-03	0.006682	0.988757	0.009348	0.6051985	0.007829	1.68411E-05	0.009236
	August	533.2192	274.3645	0.162742	0.104963	0.138806	0.0830463	0.199964	18.286585	0.000219	1.8372E-04	0.0556131	2.3650E-02	0.0173468	3.15417E-03	0.006645	0.981974	0.009287	0.6016283	0.007787	1.67897E-05	0.009185
	September	531.9663	273.7409	0.162410	0.104482	0.138269	0.0828373	0.199394	18.208729	0.000220	1.8468E-04	0.0553739	2.3507E-02	0.0172471	3.13512E-03	0.006610	0.975628	0.009231	0.5983329	0.007749	1.67318E-05	0.009140
	October	531.3649	273.2783	0.161874	0.104013	0.137851	0.0828286	0.198881	18.131811	0.000219	1.8399E-04	0.0551549	2.3386E-02	0.0171648	3.11892E-03	0.006578	0.971118	0.009183	0.5957650	0.007714	1.66782E-05	0.009098
	November	530.4534	272.5321	0.161118	0.103400	0.137298	0.0828143	0.198157	18.035259	0.000218	1.8325E-04	0.0548536	2.3249E-02	0.0170705	3.10079E-03	0.006541	0.966414	0.009129	0.5928054	0.007670	1.66035E-05	0.009047
	December	529.7346	271.8800	0.160393	0.102825	0.136801	0.0828396	0.197466	17.937907	0.000217	1.8248E-04	0.0545683	2.3120E-02	0.0169824	3.08371E-03	0.006505	0.962055	0.009078	0.5900659	0.007629	1.65355E-05	0.008998
Year 21	January	529.3494	271.4056	0.159747	0.102322	0.136408	0.0829170	0.196916	17.853603	0.000216	1.8207E-04	0.0543187	2.3007E-02	0.0169066	3.06882E-03	0.006475	0.958396	0.009034	0.5877514	0.007592	1.64773E-05	0.008955
	February	529.2089	271.0863	0.159211	0.101912	0.136104	0.0830223	0.196491	17.785093	0.000215	1.8147E-04	0.0541251	2.2916E-02	0.0168455	3.05667E-03	0.006450	0.955524	0.008998	0.5859142	0.007563	1.64314E-05	0.008920
	March	529.2411	270.8350	0.158655	0.101506	0.135826	0.0831698	0.196097	17.717716	0.000215	1.8084E-04	0.0539253	2.2826E-02	0.0167856	3.04460E-03	0.006425	0.952738	0.008962	0.5841449	0.007534	1.63875E-05	0.008886
	April	528.7767	270.4052	0.158330	0.101060	0.135447	0.0831255	0.195667	17.644152	0.000214	1.8054E-04	0.0537569	2.2709E-02	0.0167057	3.02923E-03	0.006397	0.948507	0.008918	0.5816346	0.007501	1.63379E-05	0.008853
	May	524.5226	268.0345	0.157538	0.099894	0.134167	0.0824040	0.194151	17.451638	0.000219	1.8098E-04	0.0536961	2.2416E-02	0.0164961	2.99155E-03	0.006350	0.937170	0.008807	0.5745659	0.007419	1.61891E-05	0.008760
	June	521.2400	266.3050	0.156749	0.098989	0.133056	0.0818416	0.192944	17.301057	0.000222	1.8366E-04	0.0533179	2.2182E-02	0.0163293	2.96155E-03	0.006294	0.927481	0.008716	0.5689731	0.007352	1.60760E-05	0.008680
	July	548.4402	285.8903	0.175096	0.116627	0.148052	0.0834652	0.212130	20.091167	0.000221	1.8438E-04	0.0603324	2.5103E-02	0.0190471	3.17467E-03	0.006781	0.927476	0.009605	0.5981269	0.007912	1.80470E-05	0.009660
	August	547.0924	285.1358	0.174557	0.116025	0.147422	0.0832852	0.211440	19.994128	0.000220	1.8508E-04	0.0601136	2.4948E-02	0.0189337	3.15613E-03	0.006746	0.921977	0.009547	0.5949347	0.007873	1.79890E-05	0.009609
	September	545.8900	284.4853	0.174151	0.115469	0.146851	0.0831062	0.210824	19.905278	0.000221	1.8603E-04	0.0598537	2.4804E-02	0.0188273	3.13867E-03	0.006713	0.916812	0.009492	0.5919692	0.007838	1.79250E-05	0.009563
	October	545.4214	284.0843	0.173650	0.115013	0.146463	0.0831199	0.210355	19.831211	0.000220	1.8547E-04	0.0596462	2.4694E-02	0.0187485	3.12484E-03	0.006686	0.913328	0.009451	0.5898442	0.007808	1.78745E-05	0.009526
	November	544.6658	283.4244	0.172949	0.114427	0.145953	0.0831272	0.209692	19.739637	0.000220	1.8485E-04	0.0593645	2.4568E-02	0.0186593	3.10918E-03	0.006653	0.909624	0.009402	0.5873473	0.007769	1.78050E-05	0.009479
	December	544.0937	282.8554	0.172280	0.113879	0.145497	0.0831717	0.209065	19.647922	0.000219	1.8419E-04	0.0590990	2.4451E-02	0.0185763	3.09448E-03	0.006622	0.906213	0.009358	0.5850493	0.007733	1.77420E-05	0.009435
Year 22	January	543.8491	282.4607	0.171691	0.113405	0.145145	0.0832671	0.208575	19.569209	0.000218	1.8387E-04	0.0588688	2.4350E-02	0.0185056	3.08178E-03	0.006595	0.903409	0.009319	0.5831382	0.007702	1.76889E-05	0.009397
	February	543.8241	282.2087	0.171207	0.113021	0.144875	0.0833861	0.208203	19.505727	0.000218	1.8338E-04	0.0586917	2.4268E-02	0.0184490	3.07149E-03	0.006574	0.901249	0.009287	0.5816410	0.007677	1.76475E-05	0.009366
	March	543.9733	282.0270	0.170707	0.112644	0.144634	0.0835464	0.207865	19.443829	0.000217	1.8285E-04	0.0585105	2.4188E-02	0.0183941	3.06134E-03	0.006553	0.899186	0.009256	0.5802204	0.007652	1.76084E-05	0.009336
	April	543.6087	281.6402	0.170388	0.112198	0.144272	0.0835250	0.207458	19.371126</													

		Uranium (U)	Zinc (Zn)	Alkalinity	Calcium (Ca)	Magnesium (Mg)
		mg/L	mg/L	mg/L	mg/L	mg/L
Year 19	January	0.036910	0.190152	24.699659	46.34271	21.17672
	February	0.036747	0.189171	24.575226	46.15123	21.09069
	March	0.036587	0.188185	24.452173	45.94414	20.99711
	April	0.036434	0.187083	24.452706	46.11372	21.06353
	May	0.035968	0.184451	24.372143	46.40645	21.18923
	June	0.035599	0.182456	24.333510	46.47376	21.24469
	July	0.035413	0.181259	24.411105	46.58968	21.30184
	August	0.035243	0.180139	24.497328	46.67328	21.34645
	September	0.035092	0.179131	24.587710	46.75602	21.40274
	October	0.041144	0.202882	24.584563	46.69854	21.37385
	November	0.040909	0.201607	24.431510	46.49065	21.29116
	December	0.040690	0.200418	24.288604	46.28252	21.20536
Year 20	January	0.040490	0.199301	24.156599	46.08184	21.11752
	February	0.040327	0.198384	24.048500	45.91315	21.04146
	March	0.040167	0.197464	23.941667	45.73060	20.95869
	April	0.039998	0.196382	23.933002	45.87580	21.01615
	May	0.039520	0.193869	23.870750	46.14679	21.13155
	June	0.039140	0.191958	23.845576	46.21728	21.18503
	July	0.038941	0.190806	23.922760	46.33018	21.23980
	August	0.038756	0.189717	24.006567	46.41213	21.28240
	September	0.038589	0.188729	24.093384	46.49195	21.33502
	October	0.038441	0.187804	24.078326	46.43079	21.30620
	November	0.038245	0.186748	23.943706	46.24612	21.23261
	December	0.038064	0.185761	23.817814	46.06078	21.15599
Year 21	January	0.037909	0.184894	23.709114	45.89851	21.08497
	February	0.037785	0.184186	23.620672	45.76236	21.02343
	March	0.037664	0.183479	23.534060	45.61469	20.95632
	April	0.037531	0.182617	23.520205	45.75666	21.01399
	May	0.037126	0.180526	23.443913	46.00719	21.12247
	June	0.036805	0.178948	23.401595	46.07350	21.17466
	July	0.041785	0.194673	23.453214	46.17659	21.22754
	August	0.041588	0.193646	23.510693	46.25121	21.26872
	September	0.041409	0.192707	23.570633	46.32181	21.31856
	October	0.041269	0.191900	23.567358	46.28475	21.30060
	November	0.041088	0.190971	23.454115	46.13288	21.24083
	December	0.040919	0.190106	23.348741	45.98072	21.17830
Year 22	January	0.040778	0.189353	23.258702	45.84895	21.12062
	February	0.040665	0.188743	23.186044	45.73873	21.07065
	March	0.040557	0.188139	23.115629	45.61881	21.01600
	April	0.040428	0.187370	23.111420	45.76886	21.07709
	May	0.040020	0.185410	23.050777	46.02282	21.18588
	June	0.039695	0.183930	23.020021	46.10356	21.24209
	July	0.039518	0.183039	23.052913	46.19882	21.29299
	August	0.039353	0.182190	23.091667	46.26906	21.33322
	September	0.039202	0.181417	23.132743	46.33451	21.38138
	October	0.039089	0.180764	23.127094	46.30727	21.36905
	November	0.038942	0.180009	23.030932	46.18165	21.32038
	December	0.038808	0.179312	22.942083	46.05636	21.26928

		Hardness (CaCO3)	Sulphate	Nitrate	Nitrite	Total Ammonia	Phosphorus	Fluoride	Chloride	Cyanide	WAD Cyanide	Aluminum (Al)	Antimony (Sb)	Arsenic (As)	Cadmium (Cd)	Copper (Cu)	Iron (Fe)	Lead (Pb)	Manganese (Mn)	Nickel (Ni)	Silver (Ag)	Selenium (Se)
		mg/L	mg/L	mg/L	mg/L	mg/L	mg/L	mg/L	mg/L	mg/L	mg/L	mg/L	mg/L	mg/L	mg/L	mg/L	mg/L	mg/L	mg/L	mg/L	mg/L	mg/L
Year 23	January	532.1792	274.4264	0.165335	0.106814	0.139046	0.0821686	0.201320	18.496862	0.000221	1.8626E-04	0.0564451	2.2806E-02	0.0173816	2.89385E-03	0.006249	0.854524	0.008739	0.5518906	0.007281	1.69453E-05	0.008877
	February	532.3355	274.2918	0.164952	0.106508	0.138854	0.0823039	0.201053	18.446444	0.000220	1.8585E-04	0.0563040	2.2741E-02	0.0173374	2.88569E-03	0.006232	0.852914	0.008714	0.5507519	0.007261	1.69139E-05	0.008852
	March	532.6666	274.2291	0.164559	0.106211	0.138690	0.0824798	0.200822	18.397878	0.000220	1.8541E-04	0.0561604	2.2679E-02	0.0172951	2.87773E-03	0.006215	0.851409	0.008690	0.5496957	0.007242	1.68849E-05	0.008828
	April	532.4913	273.9550	0.164318	0.105837	0.138402	0.0824831	0.200511	18.337285	0.000220	1.8524E-04	0.0560257	2.2588E-02	0.0172296	2.86671E-03	0.006195	0.848814	0.008657	0.5479829	0.007218	1.68461E-05	0.008804
	May	528.9120	271.9087	0.163579	0.104765	0.137272	0.0818936	0.199175	18.162307	0.000224	1.8581E-04	0.0559619	2.2338E-02	0.0170421	2.83695E-03	0.006159	0.840826	0.008566	0.5424676	0.007152	1.67128E-05	0.008726
	June	526.1665	270.4216	0.162847	0.103928	0.136293	0.0814368	0.198109	18.024608	0.000226	1.8826E-04	0.0556200	2.2139E-02	0.0168923	2.81334E-03	0.006113	0.833898	0.008492	0.5381264	0.007099	1.66114E-05	0.008658
	July	562.3495	296.3260	0.188411	0.128358	0.156953	0.0838032	0.223788	21.791370	0.000226	1.8899E-04	0.0652844	2.5592E-02	0.0200435	3.14100E-03	0.006831	0.866463	0.009726	0.5868317	0.007903	1.92937E-05	0.009975
	August	561.2957	295.6926	0.187898	0.127776	0.156385	0.0836800	0.223175	21.699501	0.000225	1.8971E-04	0.0650771	2.5461E-02	0.0199420	3.12627E-03	0.006803	0.862582	0.009677	0.5843677	0.007872	1.92398E-05	0.009931
	September	560.3628	295.1476	0.187510	0.127235	0.155868	0.0835557	0.222627	21.614833	0.000226	1.9063E-04	0.0648348	2.5338E-02	0.0198465	3.11239E-03	0.006776	0.858946	0.009632	0.5820797	0.007844	1.91806E-05	0.009892
	October	560.1556	294.8826	0.187097	0.126832	0.155556	0.0836063	0.222264	21.551092	0.000226	1.9024E-04	0.0646590	2.5251E-02	0.0197813	3.10201E-03	0.006755	0.856674	0.009599	0.5805663	0.007822	1.91390E-05	0.009862
	November	559.7305	294.4182	0.186533	0.126341	0.155157	0.0836529	0.221757	21.475690	0.000225	1.8979E-04	0.0644281	2.5153E-02	0.0197100	3.09022E-03	0.006730	0.854199	0.009562	0.5787599	0.007792	1.90834E-05	0.009825
	December	559.4777	294.0406	0.186004	0.125887	0.154809	0.0837337	0.221286	21.400971	0.000225	1.8932E-04	0.0642134	2.5063E-02	0.0196447	3.07930E-03	0.006706	0.851962	0.009528	0.5771277	0.007765	1.90342E-05	0.009791
Year 24	January	559.5173	293.8195	0.185550	0.125503	0.154556	0.0838591	0.220940	21.338356	0.000224	1.8914E-04	0.0640314	2.4988E-02	0.0195905	3.07007E-03	0.006687	0.850218	0.009499	0.5758233	0.007743	1.89940E-05	0.009763
	February	559.7289	293.7145	0.185185	0.125198	0.154372	0.0840015	0.220693	21.288942	0.000224	1.8879E-04	0.0638953	2.4928E-02	0.0195482	3.06275E-03	0.006671	0.848945	0.009476	0.5748400	0.007725	1.89639E-05	0.009740
	March	560.1199	293.6854	0.184816	0.124906	0.154221	0.0841842	0.220487	21.241969	0.000223	1.8843E-04	0.0637589	2.4870E-02	0.0195083	3.05570E-03	0.006657	0.847786	0.009454	0.5739489	0.007708	1.89367E-05	0.009718
	April	559.9598	293.4047	0.184543	0.124497	0.153914	0.0841979	0.220156	21.176803	0.000223	1.8831E-04	0.0636125	2.4781E-02	0.0194411	3.04526E-03	0.006637	0.845591	0.009422	0.5723663	0.007685	1.88952E-05	0.009693
	May	556.3561	291.2883	0.183634	0.123282	0.152686	0.0836359	0.218701	20.981039	0.000227	1.8892E-04	0.0634770	2.4523E-02	0.0192410	3.01561E-03	0.006599	0.838333	0.009329	0.5669793	0.007619	1.87480E-05	0.009610
	June	553.5908	289.7388	0.182770	0.122325	0.151632	0.0832011	0.217537	20.826196	0.000230	1.9129E-04	0.0630917	2.4318E-02	0.0190808	2.99208E-03	0.006553	0.832010	0.009252	0.5627411	0.007565	1.86351E-05	0.009539
	July	552.6008	289.1309	0.182175	0.121764	0.151146	0.0830784	0.216971	20.737311	0.000229	1.9202E-04	0.0628941	2.4195E-02	0.0189844	2.97819E-03	0.006526	0.828542	0.009207	0.5604441	0.007536	1.85767E-05	0.009498
	August	551.7234	288.5907	0.181723	0.121239	0.150642	0.0829797	0.216436	20.654855	0.000229	1.9274E-04	0.0627102	2.4079E-02	0.0188938	2.96539E-03	0.006502	0.825252	0.009164	0.5583005	0.007510	1.85297E-05	0.009460
	September	550.9531	288.1294	0.181388	0.120749	0.150183	0.0828791	0.215959	20.578668	0.000230	1.9365E-04	0.0624923	2.3970E-02	0.0188084	2.95332E-03	0.006478	0.822173	0.009124	0.5563090	0.007485	1.84772E-05	0.009425
	October	550.8964	287.9527	0.181047	0.120403	0.149929	0.0829466	0.215674	20.524368	0.000229	1.9333E-04	0.0623428	2.3896E-02	0.0187528	2.94460E-03	0.006460	0.820354	0.009097	0.5550687	0.007467	1.84429E-05	0.009400
	November	550.6654	287.6116	0.180585	0.119994	0.149611	0.0830125	0.215275	20.462298	0.000229	1.9295E-04	0.0621498	2.3815E-02	0.0186943	2.93483E-03	0.006439	0.818374	0.009066	0.5536024	0.007442	1.83978E-05	0.009370
	December	550.5987	287.3529	0.180155	0.119620	0.149342	0.0831113	0.214909	20.400761	0.000228	1.9254E-04	0.0619719	2.3741E-02	0.0186411	2.92586E-03	0.006420	0.816607	0.009038	0.5522957	0.007420	1.83585E-05	0.009342
Year 25	January	550.8009	287.2367	0.179793	0.119308	0.149157	0.0832516	0.214658	20.349967	0.000228	1.9242E-04	0.0618232	2.3680E-02	0.0185978	2.91837E-03	0.006404	0.815283	0.009014	0.5512818	0.007402	1.83274E-05	0.009319
	February	551.1491	287.2204	0.179506	0.119063	0.149032	0.0834062	0.214491	20.310576	0.000228	1.9214E-04	0.0617150	2.3632E-02	0.0185647	2.91252E-03	0.006392	0.814363	0.008996	0.5505441	0.007387	1.83049E-05	0.009300
	March	551.6781	287.2815	0.179218	0.118833	0.148941	0.0836005	0.214366	20.273835	0.000227	1.9184E-04	0.0616076	2.3587E-02	0.0185341	2.90698E-03	0.006380	0.813564	0.008979	0.5499027	0.007374	1.82856E-05	0.009283
	April	551.6498	287.0795	0.179002	0.118476	0.148686	0.0836309	0.214103	20.217272	0.000227	1.9176E-04	0.0614834	2.3510E-02	0.0184759	2.89807E-03	0.006363	0.811796	0.008951	0.5485752	0.007355	1.82506E-05	0.009262
	May	548.3541	285.1391	0.178188	0.117366	0.147566	0.0831128	0.212782	20.038974	0.000231	1.9241E-04	0.0613770	2.3278E-02	0.0182945	2.87151E-03	0.006330	0.805433	0.008867	0.5437208	0.007296	1.81166E-05	0.009188
	June	545.8328	283.7234	0.177401	0.116490	0.146601	0.0827133	0.211724	19.897419	0.000233	1.9471E-04	0.0610261	2.3092E-02	0.0181490	2.85044E-03	0.006288	0.799840	0.008799	0.5399021	0.007248	1.80138E-05	0.009123
	July	545.0570	283.2420	0.176908	0.116019	0.146202	0.0826162	0.211269	19.823041	0.000233	1.9543E-04	0.0608653	2.2988E-02	0.0180671	2.83875E-03	0.006266	0.796933	0.008760	0.5379788	0.007224	1.79664E-05	0.009089
	August	544.3870	282.8233	0.176548	0.115579	0.145784	0.0825422	0.210840	19.754499	0.000233	1.9616E-04	0.0607166	2.2890E-02	0.0179906	2.82806E-03	0.006245	0.794179	0.008725	0.5361941	0.007202	1.79294E-05	0.009057
	September	571.5342	302.0463	0.195616	0.133655	0.161107	0.0843527	0.230905	22.534202	0.000234	1.9706E-04	0.0696855	2.5393E-02	0.0201077	3.11328E-03	0.006867	0.846673	0.009687	0.5797849	0.007874	2.04242E-05	0.010058
	October	571.5400	301.8987	0.195290	0.133313	0.160865	0.0844303	0.230636	22.481069	0.000233	1.9681E-04	0.0695347	2.5324E-02	0.0200552	3.10519E-03	0.006851	0.845064	0.009662	0.5786622	0.007857	2.03896E-05	0.010035
	November	571.3861	301.6000	0.194854	0.132915	0.160566	0.0845066	0.230264	22.421204	0.000233	1.9648E-04	0.0693452	2.5249E-02	0.0200002	3.09615E-03	0.006832	0.843316	0.009633	0.5773340	0.007834	2.03453E-05	0.010006
	December	571.3981	301.3857	0.194452	0.132555	0.160316	0.0846155	0.229929	22.362562	0.000232	1.9614E-04	0.0691724	2.5181E-02	0.0199509	3.08793E-03	0.006814	0.841778	0.009607	0.5761666	0.007814	2.03073E-05	0.009980
Year 26	January	572.7607	301.9994	0.194761	0.132699	0.160583	0.0848599	0.230328	22.387934	0.000233	1.9672E-04	0.0692543	2.5209E-02	0.0199748	3.09141E-03	0.006822	0.843063	0.009617	0.5769776	0.007823	2.03373E-05	0.009992
	February	574.7926	302.9780	0.195300	0.133016	0.161046	0.0852021	0.231005	22.442485	0.000234	1.9729E-04	0.0694323	2.5269E-02	0.0200247	3.09891E-03	0.006839	0.845432	0.009640	0.5785278	0.007842	2.03929E-05	0.010017
	March	577.1401	304.1151	0.195909	0.133395	0.161591	0.0855981	0.231796	22.507644	0.000234	1.9793E-04	0.0696361	2.5342E-02	0.0200841	3.10781E-03	0.006858	0.848186	0.009668	0.5803604	0.007865	2.04583E-05	0.010046
	April	576.8679	303.8890	0.195853	0.133145	0.161379	0.0855337	0.231594	22.468621</													

		Uranium (U)	Zinc (Zn)	Alkalinity	Calcium (Ca)	Magnesium (Mg)
		mg/L	mg/L	mg/L	mg/L	mg/L
Year 23	January	0.038696	0.178710	22.867083	45.94941	21.22248
	February	0.038609	0.178227	22.807181	45.86039	21.18200
	March	0.038527	0.177754	22.749892	45.76325	21.13761
	April	0.038421	0.177122	22.742358	45.91134	21.19880
	May	0.038062	0.175429	22.672468	46.15037	21.30206
	June	0.037777	0.174155	22.629669	46.22577	21.35601
	July	0.044808	0.196301	22.667957	46.33050	21.41029
	August	0.044626	0.195463	22.711769	46.41288	21.45470
	September	0.044460	0.194700	22.757473	46.48960	21.50640
	October	0.044343	0.194081	22.759795	46.47825	21.50120
	November	0.044196	0.193373	22.677557	46.37430	21.46173
	December	0.044061	0.192724	22.602218	46.27131	21.42015
Year 24	January	0.043952	0.192170	22.539555	46.18509	21.38248
	February	0.043867	0.191732	22.490149	46.11383	21.34998
	March	0.043788	0.191307	22.443692	46.03586	21.31427
	April	0.043675	0.190698	22.443147	46.19010	21.37803
	May	0.043280	0.188976	22.384524	46.43095	21.48109
	June	0.042966	0.187672	22.350333	46.51599	21.53756
	July	0.042792	0.186906	22.367027	46.60838	21.58815
	August	0.042630	0.186177	22.389322	46.68100	21.62966
	September	0.042481	0.185514	22.413478	46.74751	21.67801
	October	0.042383	0.184994	22.409907	46.73992	21.67579
	November	0.042262	0.184409	22.339392	46.65441	21.64417
	December	0.042153	0.183877	22.275454	46.57048	21.61075
Year 25	January	0.042066	0.183429	22.223146	46.50188	21.58086
	February	0.042001	0.183081	22.182648	46.44595	21.55527
	March	0.041942	0.182748	22.145384	46.38454	21.52707
	April	0.041845	0.182229	22.138492	46.53473	21.59008
	May	0.041485	0.180686	22.065282	46.75799	21.68674
	June	0.041197	0.179519	22.014693	46.83250	21.73929
	July	0.041053	0.178882	22.036673	46.93277	21.79268
	August	0.040918	0.178277	22.063999	47.01528	21.83758
	September	0.045967	0.196062	22.092859	47.09105	21.88888
	October	0.045872	0.195579	22.095684	47.09578	21.89217
	November	0.045757	0.195037	22.035126	47.02621	21.86736
	December	0.045655	0.194550	21.980890	46.95882	21.84106
Year 26	January	0.045715	0.194785	22.007511	47.06091	21.89032
	February	0.045835	0.195269	22.062333	47.21151	21.96067
	March	0.045976	0.195840	22.127815	47.37401	22.03651
	April	0.045908	0.195502	22.143188	47.56881	22.12028
	May	0.045264	0.192836	21.953375	47.52531	22.09253
	June	0.045262	0.192957	22.057190	47.92235	22.29412
	July	0.045541	0.194184	22.295463	48.49110	22.56481
	August	0.045612	0.194521	22.434678	48.81825	22.72308
	September	0.045666	0.194796	22.548426	49.10461	22.87378
	October	0.045882	0.195682	22.697832	49.44416	23.03375
	November	0.045983	0.196099	22.744676	49.61176	23.11924
	December	0.046094	0.196561	22.796970	49.78069	23.20290

		Hardness (CaCO3)	Sulphate	Nitrate	Nitrite	Total Ammonia	Phosphorus	Fluoride	Chloride	Cyanide	WAD Cyanide	Aluminum (Al)	Antimony (Sb)	Arsenic (As)	Cadmium (Cd)	Copper (Cu)	Iron (Fe)	Lead (Pb)	Manganese (Mn)	Nickel (Ni)	Silver (Ag)	Selenium (Se)
		mg/L	mg/L	mg/L	mg/L	mg/L	mg/L	mg/L	mg/L	mg/L	mg/L	mg/L	mg/L	mg/L	mg/L	mg/L	mg/L	mg/L	mg/L	mg/L	mg/L	mg/L
Year 27	January	586.1692	308.3853	0.199548	0.133724	0.162821	0.0867790	0.234939	22.611516	0.000250	2.1082E-04	0.0706449	2.5349E-02	0.0200831	3.11800E-03	0.006921	0.853045	0.009684	0.5830981	0.007926	2.06619E-05	0.010112
	February	588.4034	309.4734	0.200175	0.134093	0.163342	0.0871461	0.235706	22.674750	0.000250	2.1151E-04	0.0708522	2.5419E-02	0.0201404	3.12671E-03	0.006941	0.855756	0.009711	0.5848661	0.007948	2.07254E-05	0.010141
	March	590.9885	310.7395	0.200886	0.134531	0.163956	0.0875720	0.236602	22.750050	0.000251	2.1229E-04	0.0710901	2.5502E-02	0.0202085	3.13701E-03	0.006964	0.858892	0.009743	0.5869511	0.007974	2.08001E-05	0.010175
	April	590.3542	310.2579	0.200645	0.134133	0.163581	0.0874575	0.236205	22.692101	0.000251	2.1238E-04	0.0709639	2.5429E-02	0.0201556	3.12914E-03	0.006949	0.857077	0.009722	0.5854831	0.007956	2.07662E-05	0.010154
	May	581.5166	305.3472	0.197970	0.131732	0.160866	0.0860888	0.232673	22.308725	0.000253	2.1180E-04	0.0702487	2.4980E-02	0.0198085	3.07693E-03	0.006858	0.843690	0.009566	0.5754063	0.007828	2.04558E-05	0.009989
	June	581.9256	305.4282	0.198188	0.131499	0.160664	0.0860911	0.232788	22.288548	0.000258	2.1579E-04	0.0702864	2.4943E-02	0.0197861	3.07495E-03	0.006859	0.843066	0.009563	0.5747408	0.007824	2.04763E-05	0.009980
	July	586.1915	307.5703	0.199470	0.132178	0.161634	0.0867028	0.234385	22.420911	0.000260	2.1883E-04	0.0707891	2.5078E-02	0.0199013	3.09381E-03	0.006905	0.848129	0.009626	0.5780684	0.007874	2.06326E-05	0.010039
	August	587.4213	308.1241	0.199818	0.132176	0.161713	0.0868727	0.234749	22.438423	0.000262	2.2078E-04	0.0709225	2.5085E-02	0.0199143	3.09693E-03	0.006915	0.848733	0.009641	0.5784103	0.007884	2.06877E-05	0.010046
	September	588.5005	308.6158	0.200202	0.132141	0.161759	0.0870042	0.235066	22.450639	0.000264	2.2276E-04	0.0709898	2.5086E-02	0.0199218	3.09919E-03	0.006923	0.849132	0.009652	0.5786094	0.007892	2.07271E-05	0.010052
	October	592.0401	310.3844	0.201293	0.132731	0.162565	0.0875438	0.236353	22.560166	0.000265	2.2421E-04	0.0713565	2.5202E-02	0.0200183	3.11434E-03	0.006958	0.853383	0.009702	0.5814528	0.007932	2.08446E-05	0.010101
	November	594.1414	311.3859	0.201912	0.133041	0.163020	0.0878828	0.237076	22.618727	0.000266	2.2502E-04	0.0715368	2.5260E-02	0.0200669	3.12183E-03	0.006975	0.855802	0.009725	0.5829920	0.007951	2.09016E-05	0.010126
	December	596.3781	312.4591	0.202563	0.133385	0.163519	0.0882489	0.237826	22.677952	0.000267	2.2581E-04	0.0717321	2.5326E-02	0.0201207	3.13006E-03	0.006993	0.858370	0.009750	0.5846626	0.007972	2.09643E-05	0.010154
Year 28	January	598.7223	313.5851	0.203218	0.133747	0.164054	0.0886350	0.238619	22.740568	0.000268	2.2682E-04	0.0719340	2.5394E-02	0.0201775	3.13869E-03	0.007013	0.861098	0.009777	0.5864334	0.007994	2.10290E-05	0.010182
	February	601.0161	314.6970	0.203855	0.134115	0.164582	0.0890130	0.239401	22.804166	0.000269	2.2756E-04	0.0721450	2.5465E-02	0.0202351	3.14745E-03	0.007033	0.863843	0.009804	0.5882168	0.008017	2.10938E-05	0.010211
	March	603.6702	315.9908	0.204578	0.134554	0.165204	0.0894515	0.240313	22.879899	0.000270	2.2838E-04	0.0723871	2.5548E-02	0.0203035	3.15782E-03	0.007056	0.867018	0.009836	0.5903197	0.008043	2.11699E-05	0.010245
	April	603.0253	315.5042	0.204326	0.134156	0.164828	0.0893376	0.239911	22.821607	0.000270	2.2842E-04	0.0722573	2.5475E-02	0.0202505	3.14989E-03	0.007041	0.865192	0.009815	0.5888493	0.008025	2.11352E-05	0.010224
	May	593.9907	310.5114	0.201586	0.131754	0.162095	0.0879421	0.236318	22.436046	0.000272	2.2756E-04	0.0715192	2.5026E-02	0.0199019	3.09732E-03	0.006948	0.851676	0.009657	0.5787223	0.007895	2.08185E-05	0.010058
	June	594.4034	310.5932	0.201797	0.131521	0.161894	0.0879471	0.236431	22.415670	0.000276	2.3151E-04	0.0715546	2.4988E-02	0.0198794	3.09530E-03	0.006949	0.851051	0.009654	0.5780580	0.007892	2.08386E-05	0.010049
	July	598.7599	312.7719	0.203097	0.132201	0.162874	0.0885745	0.238050	22.548678	0.000279	2.3464E-04	0.0720639	2.5124E-02	0.0199951	3.11425E-03	0.006995	0.856166	0.009718	0.5814090	0.007942	2.09970E-05	0.010108
	August	600.0165	313.3361	0.203445	0.132198	0.162956	0.0887507	0.238419	22.566210	0.000280	2.3658E-04	0.0721973	2.5131E-02	0.0200082	3.11738E-03	0.007005	0.856783	0.009732	0.5817580	0.007952	2.10523E-05	0.010116
	September	601.1187	313.8365	0.203828	0.132163	0.163005	0.0888878	0.238740	22.578415	0.000282	2.3856E-04	0.0722643	2.5131E-02	0.0200157	3.11962E-03	0.007013	0.857193	0.009743	0.5819632	0.007960	2.10918E-05	0.010121
	October	604.7414	315.6386	0.204934	0.132753	0.163819	0.0894421	0.240047	22.688510	0.000284	2.4008E-04	0.0726368	2.5247E-02	0.0201127	3.13486E-03	0.007048	0.861492	0.009794	0.5848281	0.008000	2.12112E-05	0.010171
	November	606.8987	316.6625	0.205562	0.133063	0.164281	0.0897917	0.240784	22.747382	0.000285	2.4093E-04	0.0728201	2.5306E-02	0.0201616	3.14240E-03	0.007066	0.863942	0.009817	0.5863818	0.008019	2.12693E-05	0.010196
	December	609.1956	317.7598	0.206222	0.133407	0.164787	0.0901690	0.241547	22.806951	0.000286	2.4175E-04	0.0730188	2.5371E-02	0.0202157	3.15068E-03	0.007084	0.866543	0.009842	0.5880682	0.008040	2.13332E-05	0.010223
Year 29	January	611.5736	318.8997	0.206886	0.133769	0.165325	0.0905602	0.242351	22.869896	0.000287	2.4281E-04	0.0732242	2.5440E-02	0.0202727	3.15936E-03	0.007104	0.869293	0.009869	0.5898476	0.008063	2.13989E-05	0.010252
	February	613.9017	320.0258	0.207534	0.134137	0.165856	0.0909433	0.243143	22.933819	0.000288	2.4359E-04	0.0734386	2.5511E-02	0.0203306	3.16817E-03	0.007124	0.872059	0.009896	0.5916395	0.008085	2.14646E-05	0.010281
	March	616.5970	321.3365	0.208268	0.134575	0.166481	0.0913880	0.244067	23.009955	0.000289	2.4447E-04	0.0736849	2.5594E-02	0.0203993	3.17860E-03	0.007148	0.875260	0.009929	0.5937530	0.008112	2.15419E-05	0.010316
	April	615.9118	320.8331	0.208004	0.134177	0.166102	0.0912681	0.243652	22.951228	0.000289	2.4446E-04	0.0735510	2.5521E-02	0.0203459	3.17060E-03	0.007132	0.873407	0.009907	0.5922712	0.008093	2.15060E-05	0.010294
	May	606.6433	315.7435	0.205197	0.131775	0.163346	0.0898375	0.239991	22.563277	0.000290	2.4330E-04	0.0727892	2.5071E-02	0.0199956	3.11765E-03	0.007038	0.859741	0.009747	0.5820812	0.007962	2.11826E-05	0.010127
	June	607.0338	315.8164	0.205402	0.131542	0.163142	0.0898392	0.240098	22.542719	0.000295	2.4723E-04	0.0728225	2.5033E-02	0.0199729	3.11560E-03	0.007039	0.859103	0.009744	0.5814121	0.007959	2.12021E-05	0.010118
	July	611.4562	318.0224	0.206721	0.132222	0.164129	0.0904765	0.241737	22.676429	0.000297	2.5044E-04	0.0733383	2.5169E-02	0.0200892	3.13467E-03	0.007085	0.864261	0.009809	0.5847817	0.008010	2.13624E-05	0.010178
	August	612.7120	318.5862	0.207069	0.132220	0.164211	0.0906526	0.242106	22.693960	0.000298	2.5237E-04	0.0734717	2.5176E-02	0.0201022	3.13779E-03	0.007096	0.864878	0.009823	0.5851306	0.008020	2.14176E-05	0.010185
	September	613.8102	319.0850	0.207451	0.132184	0.164260	0.0907891	0.242425	22.706130	0.000301	2.5435E-04	0.0735384	2.5176E-02	0.0201098	3.14003E-03	0.007103	0.865285	0.009834	0.5853349	0.008027	2.14570E-05	0.010190
	October	617.4894	320.9105	0.208573	0.132774	0.165080	0.0913518	0.243749	22.816805	0.000302	2.5594E-04	0.0739165	2.5293E-02	0.0202072	3.15536E-03	0.007139	0.869621	0.009885	0.5882151	0.008068	2.15781E-05	0.010240
	November	619.6757	321.9464	0.209209	0.133084	0.165545	0.0917057	0.244494	22.875965	0.000303	2.5682E-04	0.0741028	2.5352E-02	0.0202563	3.16295E-03	0.007156	0.872089	0.009908	0.5897765	0.008087	2.16370E-05	0.010266
	December	622.0048	323.0570	0.209878	0.133428	0.166053	0.0920879	0.245267	22.935853	0.000304	2.5769E-04	0.0743047	2.5417E-02	0.0203106	3.17128E-03	0.007175	0.874711	0.009934	0.5914711	0.008108	2.17018E-05	0.010293
Year 30	January	624.4309	324.2182	0.210557	0.133793	0.166599	0.0924862	0.246086	22.999648	0.000305	2.5879E-04	0.0745152	2.5487E-02	0.0203683	3.18009E-03	0.007196	0.877502	0.009961	0.5932726	0.008131	2.17690E-05	0.010322
	February	626.8115	325.3678	0.211221	0.134165	0.167138	0.0928772	0.246895	23.064565	0.000306	2.5962E-04	0.0747352	2.5558E-02	0.0204270	3.18904E-03	0.007216	0.880315	0.009989	0.5950904	0.008154	2.18363E-05	0.010352
	March	629.5673	326.7056	0.211973	0.134608	0.167772	0.0933309	0.247838	23.141810	0.000308	2.6056E-04	0.0749879	2.5642E-02	0.0204966	3.19963E-03	0.007240	0.883569	0.010022	0.5972328	0.008181	2.19155E-05	0.010387
	April	628.8427	326.1859	0.211698	0.134209	0.167389	0.0932050	0.247412	23.082685</													

		Uranium (U)	Zinc (Zn)	Alkalinity	Calcium (Ca)	Magnesium (Mg)
		mg/L	mg/L	mg/L	mg/L	mg/L
Year 27	January	0.046225	0.197101	22.859141	49.97067	23.29253
	February	0.046361	0.197664	22.924120	50.15151	23.37679
	March	0.046523	0.198326	23.001531	50.34726	23.46809
	April	0.046414	0.197901	22.992172	50.52078	23.54436
	May	0.045627	0.194801	22.718678	50.35101	23.46269
	June	0.045580	0.194896	22.793137	50.73821	23.66902
	July	0.045849	0.196249	23.023272	51.32788	23.95985
	August	0.045881	0.196576	23.136538	51.63426	24.11655
	September	0.045903	0.196875	23.240817	51.90671	24.26912
	October	0.046130	0.197890	23.401420	52.27705	24.44847
	November	0.046248	0.198391	23.458349	52.48011	24.55086
	December	0.046378	0.198941	23.521440	52.68729	24.65190
Year 28	January	0.046515	0.199507	23.587994	52.89014	24.74779
	February	0.046652	0.200078	23.655033	53.07889	24.83599
	March	0.046815	0.200747	23.734893	53.28408	24.93201
	April	0.046706	0.200315	23.723408	53.44863	25.00380
	May	0.045914	0.197173	23.436927	53.22619	24.89589
	June	0.045867	0.197263	23.510123	53.60794	25.09949
	July	0.046138	0.198628	23.743951	54.21208	25.39754
	August	0.046170	0.198956	23.857228	54.51816	25.55409
	September	0.046193	0.199254	23.961342	54.78960	25.70615
	October	0.046421	0.200279	24.125187	55.17259	25.89181
	November	0.046540	0.200786	24.183856	55.38224	25.99749
	December	0.046671	0.201342	24.248872	55.59674	26.10218
Year 29	January	0.046808	0.201915	24.317370	55.80738	26.20195
	February	0.046947	0.202491	24.386376	56.00405	26.29410
	March	0.047110	0.203168	24.468599	56.21871	26.39484
	April	0.047001	0.202728	24.454840	56.37420	26.46213
	May	0.046203	0.199542	24.155102	56.09878	26.32781
	June	0.046156	0.199629	24.227002	56.47523	26.52877
	July	0.046428	0.201006	24.464529	57.09411	26.83416
	August	0.046460	0.201333	24.577740	57.39994	26.99058
	September	0.046483	0.201631	24.681612	57.67045	27.14217
	October	0.046712	0.202667	24.848656	58.06624	27.33421
	November	0.046832	0.203179	24.908990	58.28253	27.44320
	December	0.046964	0.203741	24.975849	58.50440	27.55157
Year 30	January	0.047103	0.204325	25.046855	58.72418	27.65585
	February	0.047243	0.204914	25.118557	58.93048	27.75276
	March	0.047409	0.205604	25.203909	59.15643	27.85908
	April	0.047299	0.205157	25.187919	59.30309	27.92196
	May	0.046493	0.201917	24.873640	58.97195	27.75993
	June	0.046447	0.202008	24.945387	59.34599	27.95960
	July	0.046725	0.203412	25.188335	59.98379	28.27431
	August	0.046759	0.203746	25.302309	60.29148	28.43159
	September	0.046782	0.204049	25.406709	60.56299	28.58362
	October	0.047015	0.205105	25.578226	60.97465	28.78349
	November	0.047137	0.205630	25.641062	61.19964	28.89676
	December	0.047271	0.206205	25.710611	61.43095	29.00978

		Hardness (CaCO3)	Sulphate	Nitrate	Nitrite	Total Ammonia	Phosphorus	Fluoride	Chloride	Cyanide	WAD Cyanide	Aluminum (Al)	Antimony (Sb)	Arsenic (As)	Cadmium (Cd)	Copper (Cu)	Iron (Fe)	Lead (Pb)	Manganese (Mn)	Nickel (Ni)	Silver (Ag)	Selenium (Se)
		mg/L	mg/L	mg/L	mg/L	mg/L	mg/L	mg/L	mg/L	mg/L	mg/L	mg/L	mg/L	mg/L	mg/L	mg/L	mg/L	mg/L	mg/L	mg/L	mg/L	mg/L
Year 31	January	637.4835	329.6372	0.214292	0.133859	0.167924	0.0944415	0.249896	23.136412	0.000324	2.7485E-04	0.0758289	2.5541E-02	0.0204702	3.20178E-03	0.007289	0.885983	0.010057	0.5968802	0.008202	2.21457E-05	0.010396
	February	639.9061	330.8041	0.214966	0.134231	0.168468	0.0948393	0.250717	23.201720	0.000325	2.7573E-04	0.0760526	2.5612E-02	0.0205292	3.21079E-03	0.007310	0.888823	0.010085	0.5987097	0.008225	2.22142E-05	0.010426
	March	642.7115	332.1623	0.215731	0.134674	0.169107	0.0953009	0.251674	23.279430	0.000326	2.7672E-04	0.0763098	2.5697E-02	0.0205992	3.22146E-03	0.007334	0.892108	0.010118	0.6008658	0.008253	2.22947E-05	0.010461
	April	641.9534	331.6285	0.215445	0.134275	0.168720	0.0951705	0.251238	23.219898	0.000326	2.7662E-04	0.0761680	2.5624E-02	0.0205452	3.21333E-03	0.007318	0.890207	0.010096	0.5993642	0.008234	2.22566E-05	0.010439
	May	632.1884	326.3293	0.212492	0.131864	0.165909	0.0936661	0.247428	22.825877	0.000327	2.7487E-04	0.0753552	2.5170E-02	0.0201902	3.15944E-03	0.007220	0.876195	0.009932	0.5890162	0.008100	2.19185E-05	0.010268
	June	632.5682	326.4006	0.212694	0.131638	0.165709	0.0936666	0.247534	22.805941	0.000331	2.7875E-04	0.0753873	2.5133E-02	0.0201682	3.15746E-03	0.007221	0.875572	0.009930	0.5883643	0.008097	2.19378E-05	0.010259
	July	637.1724	328.6864	0.214066	0.132327	0.166722	0.0943315	0.249230	22.942622	0.000334	2.8214E-04	0.0759217	2.5272E-02	0.0202869	3.17697E-03	0.007269	0.880880	0.009996	0.5918129	0.008148	2.21034E-05	0.010321
	August	638.4537	329.2627	0.214420	0.132329	0.166810	0.0945119	0.249608	22.960892	0.000335	2.8408E-04	0.0760574	2.5279E-02	0.0203006	3.18019E-03	0.007280	0.881527	0.010010	0.5921824	0.008159	2.21594E-05	0.010328
	September	639.5693	329.7704	0.214806	0.132297	0.166864	0.0946515	0.249934	22.973679	0.000338	2.8606E-04	0.0761257	2.5281E-02	0.0203088	3.18252E-03	0.007287	0.881960	0.010022	0.5924040	0.008167	2.21993E-05	0.010334
	October	643.4011	331.6622	0.215972	0.132895	0.167704	0.0952375	0.251304	23.086693	0.000339	2.8780E-04	0.0765191	2.5398E-02	0.0204081	3.19819E-03	0.007324	0.886416	0.010074	0.5953467	0.008208	2.23248E-05	0.010385
	November	645.6741	332.7360	0.216632	0.133209	0.168181	0.0956049	0.252075	23.147228	0.000341	2.8877E-04	0.0767139	2.5459E-02	0.0204583	3.20598E-03	0.007342	0.888955	0.010098	0.5969453	0.008228	2.23863E-05	0.010411
	December	648.0968	333.8873	0.217327	0.133558	0.168703	0.0960015	0.252877	23.208560	0.000342	2.8973E-04	0.0769250	2.5525E-02	0.0205138	3.21452E-03	0.007362	0.891652	0.010124	0.5986792	0.008250	2.24538E-05	0.010439
Year 32	January	650.6059	335.0834	0.218028	0.133924	0.169258	0.0964128	0.253720	23.273310	0.000343	2.9092E-04	0.0771433	2.5595E-02	0.0205723	3.22347E-03	0.007383	0.894499	0.010152	0.6005073	0.008273	2.25232E-05	0.010469
	February	653.0649	336.2654	0.218712	0.134296	0.169805	0.0968160	0.254551	23.338999	0.000344	2.9184E-04	0.0773707	2.5667E-02	0.0206316	3.23255E-03	0.007404	0.897363	0.010181	0.6023469	0.008297	2.25927E-05	0.010499
	March	655.9137	337.6416	0.219490	0.134740	0.170449	0.0972841	0.255521	23.417163	0.000345	2.9288E-04	0.0776321	2.5752E-02	0.0207019	3.24329E-03	0.007429	0.900676	0.010214	0.6045150	0.008324	2.26744E-05	0.010534
	April	655.1157	337.0912	0.219192	0.134341	0.170058	0.0971478	0.255073	23.357213	0.000345	2.9273E-04	0.0774863	2.5678E-02	0.0206477	3.23509E-03	0.007412	0.898750	0.010192	0.6030023	0.008305	2.26352E-05	0.010513
	May	645.1129	331.6933	0.216172	0.131928	0.167222	0.0956076	0.251194	22.960703	0.000345	2.9069E-04	0.0766497	2.5223E-02	0.0202908	3.18081E-03	0.007313	0.884583	0.010026	0.5925884	0.008170	2.22903E-05	0.010341
	June	645.4696	331.7550	0.216367	0.131702	0.167021	0.0956046	0.251293	22.940525	0.000350	2.9454E-04	0.0766796	2.5186E-02	0.0202686	3.17879E-03	0.007313	0.883945	0.010024	0.5919301	0.008166	2.23089E-05	0.010331
	July	650.1408	334.0687	0.217758	0.132392	0.168040	0.0962796	0.253009	23.077908	0.000353	2.9802E-04	0.0772207	2.5325E-02	0.0203878	3.19841E-03	0.007362	0.889297	0.010090	0.5953972	0.008219	2.24765E-05	0.010393
	August	651.4218	334.6448	0.218112	0.132394	0.168128	0.0964599	0.253386	23.096176	0.000354	2.9996E-04	0.0773564	2.5333E-02	0.0204015	3.20163E-03	0.007372	0.889943	0.010104	0.5957667	0.008229	2.25325E-05	0.010401
	September	652.5340	335.1511	0.218497	0.132362	0.168181	0.0965990	0.253711	23.108926	0.000356	3.0193E-04	0.0774242	2.5334E-02	0.0204096	3.20395E-03	0.007380	0.890373	0.010116	0.5959872	0.008237	2.25723E-05	0.010406
	October	656.4240	337.0671	0.219679	0.132960	0.169028	0.0971938	0.255099	23.222550	0.000358	3.0375E-04	0.0778235	2.5452E-02	0.0205094	3.21972E-03	0.007417	0.894868	0.010169	0.5989462	0.008279	2.26994E-05	0.010458
	November	658.7277	338.1536	0.220348	0.133275	0.169508	0.0975657	0.255879	23.283405	0.000359	3.0475E-04	0.0780214	2.5513E-02	0.0205599	3.22756E-03	0.007436	0.897427	0.010193	0.6005533	0.008299	2.27617E-05	0.010484
	December	661.1842	339.3190	0.221053	0.133623	0.170033	0.0979675	0.256691	23.345091	0.000360	3.0575E-04	0.0782359	2.5579E-02	0.0206157	3.23616E-03	0.007456	0.900145	0.010220	0.6022965	0.008321	2.28303E-05	0.010512
Year 33	January	663.7291	340.5299	0.221764	0.133990	0.170592	0.0983841	0.257544	23.410216	0.000362	3.0698E-04	0.0784578	2.5650E-02	0.0206744	3.24517E-03	0.007477	0.903016	0.010248	0.6041345	0.008344	2.29007E-05	0.010542
	February	666.2245	341.7271	0.222459	0.134362	0.171143	0.0987928	0.258386	23.476287	0.000363	3.0795E-04	0.0786888	2.5721E-02	0.0207340	3.25431E-03	0.007498	0.905903	0.010276	0.6059842	0.008368	2.29713E-05	0.010573
	March	669.1167	343.1212	0.223249	0.134806	0.171791	0.0992674	0.259368	23.554903	0.000364	3.0905E-04	0.0789546	2.5806E-02	0.0208047	3.26512E-03	0.007523	0.909244	0.010310	0.6081644	0.008396	2.30542E-05	0.010608
	April	668.2788	342.5543	0.222939	0.134406	0.171396	0.0991251	0.258909	23.494536	0.000364	3.0884E-04	0.0788048	2.5733E-02	0.0207501	3.25686E-03	0.007506	0.907292	0.010288	0.6066406	0.008376	2.30138E-05	0.010586
	May	658.0380	337.0576	0.219852	0.131993	0.168536	0.0975492	0.254960	23.095536	0.000364	3.0651E-04	0.0779444	2.5277E-02	0.0203913	3.20218E-03	0.007405	0.892971	0.010120	0.5961607	0.008240	2.26621E-05	0.010413
	June	658.3716	337.1097	0.220040	0.131766	0.168332	0.0975427	0.255053	23.075116	0.000368	3.1034E-04	0.0779719	2.5240E-02	0.0203690	3.20013E-03	0.007405	0.892318	0.010117	0.5954960	0.008236	2.26800E-05	0.010404
	July	663.1100	339.4512	0.221450	0.132456	0.169358	0.0982279	0.256787	23.213203	0.000371	3.1389E-04	0.0785198	2.5379E-02	0.0204888	3.21985E-03	0.007454	0.897713	0.010184	0.5989817	0.008289	2.28496E-05	0.010466
	August	664.3907	340.0272	0.221804	0.132459	0.169446	0.0984081	0.257165	23.231466	0.000372	3.1584E-04	0.0786554	2.5387E-02	0.0205025	3.22308E-03	0.007465	0.898360	0.010199	0.5993511	0.008299	2.29055E-05	0.010473
	September	665.4993	340.5320	0.222188	0.132427	0.169499	0.0985466	0.257489	23.244180	0.000375	3.1780E-04	0.0787229	2.5388E-02	0.0205105	3.22539E-03	0.007472	0.898787	0.010210	0.5995707	0.008307	2.29452E-05	0.010479
	October	669.4477	342.4723	0.223387	0.133025	0.170352	0.0991502	0.258894	23.358415	0.000377	3.1969E-04	0.0791280	2.5506E-02	0.0206108	3.24125E-03	0.007510	0.903320	0.010264	0.6025458	0.008349	2.30741E-05	0.010531
	November	671.7819	343.5715	0.224064	0.133340	0.170835	0.0995267	0.259683	23.419590	0.000378	3.2073E-04	0.0793290	2.5566E-02	0.0206615	3.24914E-03	0.007529	0.905899	0.010288	0.6041614	0.008369	2.31373E-05	0.010557
	December	674.2723	344.7509	0.224779	0.133689	0.171363	0.0999336	0.260504	23.481631	0.000379	3.2177E-04	0.0795469	2.5633E-02	0.0207175	3.25780E-03	0.007549	0.908639	0.010315	0.6059141	0.008392	2.32067E-05	0.010586
Year 34	January	676.8531	345.9767	0.225501	0.134055	0.171926	0.1003556	0.261368	23.547130	0.000380	3.2305E-04	0.0797723	2.5704E-02	0.0207766	3.26687E-03	0.007570	0.911533	0.010343	0.6077620	0.008415	2.32782E-05	0.010616
	February	679.3849	347.1890	0.226205	0.134428	0.172481	0.1007697	0.262220	23.613581	0.000382	3.2406E-04	0.0800070	2.5776E-02	0.0208364	3.27607E-03	0.007592	0.914444	0.010372	0.6096218	0.008439	2.33499E-05	0.010646
	March	682.3204	348.6011	0.227008	0.134872	0.173133	0.1012509	0.263215	23.692652	0.000383	3.2521E-04	0.0802771	2.5861E-02	0.0209074	3.28695E-03	0.007617	0.917813	0.010406	0.6118139	0.008467	2.34341E-05	0.010682
	April	681.4426	348.0176	0.226687	0.134472	0.172734	0.1011025	0.262744	23.631867													

		Uranium (U)	Zinc (Zn)	Alkalinity	Calcium (Ca)	Magnesium (Mg)
		mg/L	mg/L	mg/L	mg/L	mg/L
Year 31	January	0.047412	0.206797	25.783861	61.65922	29.11828
	February	0.047553	0.207393	25.857628	61.87366	29.21925
	March	0.047720	0.208092	25.945437	62.10929	29.33038
	April	0.047609	0.207637	25.927229	62.24704	29.38882
	May	0.046798	0.204352	25.599622	61.86275	29.20032
	June	0.046752	0.204439	25.670094	62.23162	29.39741
	July	0.047030	0.205856	25.916837	62.88443	29.71960
	August	0.047064	0.206190	26.030818	63.19205	29.87684
	September	0.047088	0.206492	26.135044	63.46277	30.02848
	October	0.047323	0.207560	26.309862	63.88747	30.23485
	November	0.047446	0.208090	26.374437	64.11929	30.35152
	December	0.047580	0.208671	26.445911	64.35816	30.46831
Year 32	January	0.047722	0.209270	26.521171	64.59443	30.58079
	February	0.047864	0.209873	26.596982	64.81700	30.68581
	March	0.048032	0.210580	26.687225	65.06233	30.80178
	April	0.047920	0.210118	26.666774	65.19115	30.85577
	May	0.047103	0.206788	26.325810	64.75371	30.64078
	June	0.047056	0.206871	26.394983	65.11741	30.83530
	July	0.047337	0.208300	26.645499	65.78524	31.16496
	August	0.047371	0.208634	26.759462	66.09278	31.32217
	September	0.047394	0.208935	26.863492	66.36271	31.47342
	October	0.047630	0.210014	27.041587	66.80045	31.68629
	November	0.047754	0.210550	27.107878	67.03910	31.80636
	December	0.047889	0.211138	27.181253	67.28554	31.92692
Year 33	January	0.048032	0.211744	27.258523	67.52981	32.04339
	February	0.048175	0.212353	27.336377	67.76051	32.15246
	March	0.048344	0.213068	27.429055	68.01553	32.27325
	April	0.048231	0.212599	27.406361	68.13542	32.32280
	May	0.047408	0.209224	27.052038	67.64483	32.08133
	June	0.047361	0.209302	27.119912	68.00337	32.27327
	July	0.047643	0.210744	27.374201	68.68620	32.61041
	August	0.047677	0.211078	27.488147	68.99367	32.76758
	September	0.047700	0.211379	27.591980	69.26281	32.91844
	October	0.047938	0.212469	27.773354	69.71360	33.13780
	November	0.048062	0.213010	27.841360	69.95908	33.26129
	December	0.048198	0.213605	27.916636	70.21309	33.38561
Year 34	January	0.048342	0.214217	27.995916	70.46535	33.50607
	February	0.048486	0.214834	28.075815	70.70419	33.61919
	March	0.048656	0.215557	28.170927	70.96889	33.74481
	April	0.048541	0.215080	28.145989	71.07987	33.78991
	May	0.047713	0.211660	27.778307	70.53612	33.52196
	June	0.047666	0.211734	27.844882	70.88948	33.71132
	July	0.047949	0.213189	28.102944	71.58733	34.05594
	August	0.047983	0.213522	28.216873	71.89472	34.21308
	September	0.048007	0.213822	28.320508	72.16308	34.36355
	October	0.048246	0.214923	28.505161	72.62691	34.58940
	November	0.048371	0.215471	28.574883	72.87922	34.71629
	December	0.048508	0.216072	28.652061	73.14080	34.84439

		Hardness (CaCO3)	Sulphate	Nitrate	Nitrite	Total Ammonia	Phosphorus	Fluoride	Chloride	Cyanide	WAD Cyanide	Aluminum (Al)	Antimony (Sb)	Arsenic (As)	Cadmium (Cd)	Copper (Cu)	Iron (Fe)	Lead (Pb)	Manganese (Mn)	Nickel (Ni)	Silver (Ag)	Selenium (Se)
		mg/L	mg/L	mg/L	mg/L	mg/L	mg/L	mg/L	mg/L	mg/L	mg/L	mg/L	mg/L	mg/L	mg/L	mg/L	mg/L	mg/L	mg/L	mg/L	mg/L	mg/L
Year 35	January	689.9774	351.4237	0.229237	0.134121	0.173260	0.1023271	0.265192	23.684040	0.000399	3.3912E-04	0.0810869	2.5758E-02	0.0208787	3.28857E-03	0.007664	0.920051	0.010439	0.6113894	0.008486	2.36558E-05	0.010689
	February	692.5464	352.6514	0.229952	0.134494	0.173819	0.1027468	0.266055	23.750897	0.000400	3.4017E-04	0.0813253	2.5830E-02	0.0209388	3.29783E-03	0.007686	0.922986	0.010468	0.6132599	0.008510	2.37285E-05	0.010720
	March	695.5260	354.0820	0.230767	0.134938	0.174476	0.1032346	0.267063	23.830447	0.000402	3.4138E-04	0.0815999	2.5916E-02	0.0210102	3.30879E-03	0.007711	0.926385	0.010502	0.6154647	0.008539	2.38139E-05	0.010756
	April	694.6051	353.4802	0.230434	0.134538	0.174072	0.1030798	0.266579	23.769131	0.000401	3.4107E-04	0.0814417	2.5842E-02	0.0209549	3.30038E-03	0.007694	0.924377	0.010479	0.6139160	0.008519	2.37711E-05	0.010733
	May	683.8777	347.7803	0.227207	0.132119	0.171161	0.1014307	0.262488	23.364771	0.000401	3.3816E-04	0.0805325	2.5383E-02	0.0205921	3.24486E-03	0.007589	0.909732	0.010308	0.6032944	0.008380	2.34053E-05	0.010557
	June	684.1670	347.8142	0.227384	0.131893	0.170952	0.1014176	0.262568	23.343929	0.000405	3.4193E-04	0.0805556	2.5346E-02	0.0205695	3.24274E-03	0.007589	0.909052	0.010305	0.6026185	0.008376	2.34220E-05	0.010548
	July	689.0448	350.2140	0.228833	0.132585	0.171993	0.1021237	0.264344	23.483592	0.000408	3.4565E-04	0.0811175	2.5486E-02	0.0206904	3.26271E-03	0.007639	0.914542	0.010373	0.6061459	0.008429	2.35956E-05	0.010611
	August	690.3254	350.7901	0.229187	0.132587	0.172082	0.1023039	0.264721	23.501867	0.000409	3.4759E-04	0.0812532	2.5494E-02	0.0207041	3.26594E-03	0.007650	0.915189	0.010387	0.6065155	0.008440	2.36515E-05	0.010618
	September	691.4275	351.2921	0.229569	0.132555	0.172134	0.1024414	0.265043	23.514519	0.000412	3.4955E-04	0.0813200	2.5495E-02	0.0207122	3.26824E-03	0.007657	0.915612	0.010399	0.6067335	0.008447	2.36910E-05	0.010624
	October	695.4956	353.2824	0.230802	0.133154	0.172999	0.1030629	0.266483	23.630074	0.000414	3.5158E-04	0.0817372	2.5614E-02	0.0208134	3.28431E-03	0.007696	0.920224	0.010453	0.6097435	0.008490	2.38233E-05	0.010676
	November	697.8920	354.4074	0.231498	0.133470	0.173489	0.1034488	0.267290	23.691922	0.000415	3.5270E-04	0.0819444	2.5674E-02	0.0208646	3.29231E-03	0.007715	0.922845	0.010478	0.6113769	0.008511	2.38883E-05	0.010703
	December	700.4510	355.6154	0.232232	0.133819	0.174024	0.1038659	0.268132	23.754701	0.000416	3.5382E-04	0.0821692	2.5741E-02	0.0209212	3.30108E-03	0.007736	0.925630	0.010505	0.6131491	0.008534	2.39598E-05	0.010732
Year 36	January	703.1074	356.8726	0.232974	0.134187	0.174594	0.1042996	0.269017	23.820983	0.000418	3.5519E-04	0.0824019	2.5812E-02	0.0209809	3.31028E-03	0.007758	0.928574	0.010534	0.6150186	0.008558	2.40334E-05	0.010763
	February	705.7158	358.1166	0.233700	0.134560	0.175157	0.1047254	0.269892	23.888226	0.000419	3.5629E-04	0.0826440	2.5884E-02	0.0210413	3.31960E-03	0.007780	0.931534	0.010564	0.6169000	0.008582	2.41072E-05	0.010793
	March	708.7420	359.5665	0.234527	0.135004	0.175819	0.1052205	0.270913	23.968236	0.000421	3.5755E-04	0.0829229	2.5970E-02	0.0211130	3.33063E-03	0.007806	0.934963	0.010598	0.6191178	0.008611	2.41939E-05	0.010830
	April	707.7842	358.9493	0.234183	0.134603	0.175412	0.1050603	0.270418	23.906507	0.000420	3.5720E-04	0.0827608	2.5896E-02	0.0210574	3.32215E-03	0.007788	0.932930	0.010575	0.6175587	0.008590	2.41500E-05	0.010807
	May	696.8216	353.1517	0.230888	0.132184	0.172477	0.1033762	0.266258	23.499659	0.000419	3.5399E-04	0.0818277	2.5437E-02	0.0206928	3.26624E-03	0.007682	0.918133	0.010402	0.6068719	0.008450	2.37773E-05	0.010629
	June	697.0907	353.1771	0.231058	0.131958	0.172266	0.1033603	0.266332	23.478581	0.000423	3.5773E-04	0.0818486	2.5399E-02	0.0206699	3.26408E-03	0.007681	0.917439	0.010399	0.6061904	0.008446	2.37934E-05	0.010620
	July	702.0391	355.6062	0.232526	0.132650	0.173315	0.1040772	0.268128	23.618955	0.000427	3.6154E-04	0.0824173	2.5540E-02	0.0207914	3.28416E-03	0.007732	0.922974	0.010467	0.6097374	0.008500	2.39689E-05	0.010683
	August	703.3226	356.1833	0.232880	0.132652	0.173403	0.1042581	0.268506	23.637232	0.000428	3.6348E-04	0.0825529	2.5547E-02	0.0208052	3.28739E-03	0.007742	0.923622	0.010482	0.6101079	0.008510	2.40249E-05	0.010690
	September	704.4242	356.6851	0.233262	0.132620	0.173456	0.1043957	0.268827	23.649853	0.000430	3.6543E-04	0.0826194	2.5548E-02	0.0208132	3.28968E-03	0.007750	0.924045	0.010493	0.6103257	0.008518	2.40644E-05	0.010696
	October	708.5541	358.7009	0.234512	0.133219	0.174327	0.1050268	0.270285	23.766026	0.000432	3.6754E-04	0.0830425	2.5668E-02	0.0209149	3.30585E-03	0.007789	0.928697	0.010548	0.6133529	0.008561	2.41984E-05	0.010749
	November	710.9842	359.8398	0.235216	0.133535	0.174820	0.1054180	0.271101	23.828200	0.000434	3.6869E-04	0.0832527	2.5728E-02	0.0209664	3.31390E-03	0.007808	0.931338	0.010573	0.6149956	0.008582	2.42643E-05	0.010776
	December	713.5804	361.0632	0.235960	0.133885	0.175360	0.1058410	0.271954	23.891339	0.000435	3.6985E-04	0.0834810	2.5796E-02	0.0210232	3.32273E-03	0.007829	0.934148	0.010600	0.6167782	0.008605	2.43368E-05	0.010805
Year 37	January	716.2727	362.3353	0.236712	0.134252	0.175933	0.1062800	0.272849	23.957996	0.000437	3.7126E-04	0.0837173	2.5867E-02	0.0210831	3.33199E-03	0.007851	0.937115	0.010629	0.6186575	0.008629	2.44114E-05	0.010836
	February	718.9176	363.5945	0.237448	0.134626	0.176500	0.1067114	0.273735	24.025621	0.000438	3.7241E-04	0.0839630	2.5939E-02	0.0211439	3.34137E-03	0.007874	0.940099	0.010659	0.6205491	0.008653	2.44862E-05	0.010867
	March	721.9874	365.0624	0.238288	0.135070	0.177167	0.1072130	0.274768	24.106086	0.000439	3.7372E-04	0.0842463	2.6025E-02	0.0212159	3.35247E-03	0.007900	0.943556	0.010694	0.6227790	0.008682	2.45742E-05	0.010903
	April	720.9895	364.4286	0.237932	0.134669	0.176755	0.1070468	0.274262	24.043937	0.000439	3.7332E-04	0.0840801	2.5950E-02	0.0211600	3.34393E-03	0.007882	0.941497	0.010671	0.6212088	0.008662	2.45291E-05	0.010881
	May	709.7880	358.5318	0.234569	0.132249	0.173796	0.1053268	0.270032	23.634595	0.000438	3.6982E-04	0.0831232	2.5490E-02	0.0207935	3.28762E-03	0.007774	0.926544	0.010496	0.6104557	0.008520	2.41496E-05	0.010702
	June	710.0339	358.5476	0.234733	0.132022	0.173583	0.1053073	0.270099	23.613275	0.000442	3.7353E-04	0.0831418	2.5453E-02	0.0207705	3.28542E-03	0.007773	0.925835	0.010493	0.6097678	0.008516	2.41650E-05	0.010692
	July	715.0498	361.0047	0.236220	0.132714	0.174638	0.1060344	0.271915	23.754353	0.000445	3.7742E-04	0.0837172	2.5593E-02	0.0208925	3.30562E-03	0.007824	0.931414	0.010562	0.6133335	0.008570	2.43425E-05	0.010756
	August	716.3329	361.5817	0.236574	0.132717	0.174727	0.1062152	0.272293	23.772628	0.000447	3.7936E-04	0.0838528	2.5601E-02	0.0209062	3.30884E-03	0.007835	0.932063	0.010576	0.6137039	0.008580	2.43985E-05	0.010763
	September	717.4310	362.0820	0.236955	0.132685	0.174779	0.1063524	0.272613	23.785213	0.000449	3.8131E-04	0.0839190	2.5602E-02	0.0209142	3.31113E-03	0.007842	0.932483	0.010588	0.6139208	0.008588	2.44378E-05	0.010769
	October	721.6195	364.1221	0.238221	0.133285	0.175656	0.1069923	0.274088	23.901997	0.000451	3.8349E-04	0.0843479	2.5722E-02	0.0210164	3.32740E-03	0.007882	0.937173	0.010642	0.6169642	0.008631	2.45735E-05	0.010822
	November	724.0803	365.2738	0.238934	0.133600	0.176152	0.1073881	0.274913	23.964491	0.000452	3.8468E-04	0.0845612	2.5782E-02	0.0210681	3.33550E-03	0.007902	0.939834	0.010668	0.6186154	0.008652	2.46403E-05	0.010849
	December	726.7105	366.5113	0.239687	0.133950	0.176695	0.1078162	0.275775	24.027986	0.000454	3.8588E-04	0.0847928	2.5850E-02	0.0211252	3.34438E-03	0.007923	0.942666	0.010696	0.6204074	0.008676	2.47138E-05	0.010878
Year 38	January	729.4388	367.7983	0.240450	0.134318	0.177273	0.1082606	0.276682	24.095018	0.000455	3.8734E-04	0.0850328	2.5921E-02	0.0211854	3.35370E-03	0.007945	0.945656	0.010725	0.6222967	0.008700	2.47894E-05	0.010909
	February	732.1203	369.0727	0.241196	0.134691	0.177843	0.1086975	0.277577	24.163024	0.000457	3.8853E-04	0.0852821	2.5993E-02	0.0212464	3.36314E-03	0.007968	0.948664	0.010755	0.6241984	0.008724	2.48653E-05	0.010941
	March	735.2336	370.5586	0.242048	0.135136	0.178514	0.1092056	0.278624	24.243943	0.000458	3.8989E-04	0.0855698	2.6079E-02	0.0213188	3.37431E-03	0.007994	0.952149	0.010791	0.6264404	0.008754	2.49546E-05	0.010977
	April	734.1955	369.9082	0.241681	0.134735	0.178098	0.1090334	0.278106	24.181376													

		Uranium (U)	Zinc (Zn)	Alkalinity	Calcium (Ca)	Magnesium (Mg)
		mg/L	mg/L	mg/L	mg/L	mg/L
Year 35	January	0.048652	0.216691	28.733337	73.40105	34.96882
	February	0.048797	0.217314	28.815309	73.64812	35.08605
	March	0.048968	0.218046	28.912887	73.92260	35.21653
	April	0.048852	0.217560	28.885572	74.02441	35.25706
	May	0.048018	0.214092	28.504076	73.42656	34.96215
	June	0.047970	0.214163	28.569427	73.77511	35.14911
	July	0.048255	0.215632	28.831471	74.48862	35.50152
	August	0.048289	0.215965	28.945405	74.79611	35.65869
	September	0.048312	0.216265	29.048860	75.06382	35.80883
	October	0.048553	0.217378	29.236912	75.54105	36.04136
	November	0.048679	0.217931	29.308390	75.80033	36.17171
	December	0.048817	0.218539	29.387507	76.06961	36.30364
Year 36	January	0.048962	0.219165	29.470853	76.33799	36.43212
	February	0.049107	0.219795	29.554882	76.59320	36.55340
	March	0.049280	0.220535	29.654908	76.87738	36.68872
	April	0.049163	0.220042	29.625357	76.97025	36.72479
	May	0.048323	0.216529	29.230498	76.31916	36.40336
	June	0.048275	0.216595	29.294562	76.66254	36.58774
	July	0.048562	0.218077	29.560398	77.39109	36.94764
	August	0.048596	0.218410	29.674328	77.69851	37.10477
	September	0.048619	0.218709	29.777597	77.96543	37.25452
	October	0.048861	0.219833	29.968944	78.45573	37.49356
	November	0.048988	0.220393	30.042152	78.72184	37.62732
	December	0.049126	0.221007	30.123185	78.99870	37.76303
Year 37	January	0.049272	0.221639	30.208542	79.27509	37.89550
	February	0.049419	0.222277	30.294617	79.53845	38.02084
	March	0.049592	0.223025	30.397080	79.83232	38.16099
	April	0.049475	0.222524	30.365281	79.91625	38.19261
	May	0.048629	0.218966	29.957042	79.21191	37.84464
	June	0.048580	0.219028	30.019808	79.55013	38.02645
	July	0.048869	0.220523	30.289425	80.29372	38.39385
	August	0.048903	0.220856	30.403338	80.60108	38.55095
	September	0.048926	0.221154	30.506411	80.86721	38.70030
	October	0.049169	0.222289	30.701041	81.37057	38.94585
	November	0.049296	0.222854	30.775967	81.64353	39.08302
	December	0.049436	0.223475	30.858903	81.92796	39.22250
Year 38	January	0.049583	0.224114	30.946273	82.21236	39.35896
	February	0.049730	0.224759	31.034395	82.48386	39.48836
	March	0.049905	0.225515	31.139294	82.78744	39.63334
	April	0.049786	0.225007	31.105247	82.86242	39.66050
	May	0.048935	0.221404	30.683627	82.10483	39.28600
	June	0.048885	0.221461	30.745095	82.43789	39.46524
	July	0.049176	0.222968	31.018493	83.19652	39.84013
	August	0.049210	0.223302	31.132389	83.50380	39.99720
	September	0.049233	0.223599	31.235265	83.76915	40.14616
	October	0.049477	0.224745	31.433179	84.28558	40.39822
	November	0.049605	0.225316	31.509824	84.56537	40.53880
	December	0.049746	0.225943	31.594664	84.85739	40.68205

		Hardness (CaCO3)	Sulphate	Nitrate	Nitrite	Total Ammonia	Phosphorus	Fluoride	Chloride	Cyanide	WAD Cyanide	Aluminum (Al)	Antimony (Sb)	Arsenic (As)	Cadmium (Cd)	Copper (Cu)	Iron (Fe)	Lead (Pb)	Manganese (Mn)	Nickel (Ni)	Silver (Ag)	Selenium (Se)
		mg/L	mg/L	mg/L	mg/L	mg/L	mg/L	mg/L	mg/L	mg/L	mg/L	mg/L	mg/L	mg/L	mg/L	mg/L	mg/L	mg/L	mg/L	mg/L	mg/L	mg/L
Year 39	January	742.6056	373.2617	0.244188	0.134384	0.178612	0.1102413	0.280514	24.232047	0.000474	4.0342E-04	0.0863483	2.5975E-02	0.0212877	3.37541E-03	0.008039	0.954198	0.010820	0.6259361	0.008771	2.51675E-05	0.010983
	February	745.3236	374.5512	0.244945	0.134757	0.179186	0.1106837	0.281420	24.300435	0.000476	4.0465E-04	0.0866013	2.6048E-02	0.0213490	3.38491E-03	0.008062	0.957230	0.010851	0.6278480	0.008796	2.52444E-05	0.011014
	March	748.4805	376.0552	0.245809	0.135202	0.179862	0.1111984	0.282480	24.381808	0.000477	4.0607E-04	0.0868933	2.6134E-02	0.0214218	3.39615E-03	0.008089	0.960743	0.010887	0.6301020	0.008825	2.53349E-05	0.011051
	April	747.4022	375.3881	0.245431	0.134801	0.179442	0.1110201	0.281950	24.318822	0.000477	4.0557E-04	0.0867191	2.6059E-02	0.0213653	3.38748E-03	0.008070	0.958632	0.010862	0.6285096	0.008804	2.52875E-05	0.011028
	May	735.7229	369.2930	0.241933	0.132378	0.176434	0.1092282	0.277581	23.904490	0.000475	4.0148E-04	0.0857144	2.5597E-02	0.0209950	3.33038E-03	0.007959	0.943369	0.010684	0.6176240	0.008660	2.48943E-05	0.010846
	June	735.9224	369.2895	0.242083	0.132151	0.176216	0.1092018	0.277634	23.882686	0.000479	4.0514E-04	0.0857283	2.5560E-02	0.0209716	3.32810E-03	0.007958	0.942630	0.010680	0.6169232	0.008656	2.49083E-05	0.010836
	July	741.0733	371.8026	0.243609	0.132844	0.177285	0.1099491	0.279489	24.025174	0.000482	4.0920E-04	0.0863172	2.5701E-02	0.0210947	3.34852E-03	0.008010	0.948297	0.010750	0.6205263	0.008711	2.50897E-05	0.010901
	August	742.3558	372.3793	0.243962	0.132846	0.177374	0.1101299	0.279867	24.043442	0.000484	4.1114E-04	0.0864528	2.5708E-02	0.0211084	3.35175E-03	0.008020	0.948944	0.010765	0.6208965	0.008721	2.51456E-05	0.010908
	September	743.4468	372.8767	0.244341	0.132815	0.177425	0.1102659	0.280185	24.055953	0.000486	4.1308E-04	0.0865183	2.5709E-02	0.0211164	3.35403E-03	0.008028	0.949360	0.010776	0.6211114	0.008728	2.51848E-05	0.010914
	October	747.7525	374.9655	0.245640	0.133415	0.178314	0.1109235	0.281694	24.173962	0.000488	4.1540E-04	0.0869589	2.5829E-02	0.0212194	3.37049E-03	0.008068	0.954126	0.010832	0.6241874	0.008773	2.53238E-05	0.010967
	November	750.2747	376.1427	0.246371	0.133731	0.178817	0.1113285	0.282538	24.237097	0.000490	4.1666E-04	0.0871783	2.5891E-02	0.0212716	3.37869E-03	0.008088	0.956828	0.010858	0.6258557	0.008794	2.53924E-05	0.010995
	December	752.9730	377.4084	0.247144	0.134081	0.179367	0.1117669	0.283419	24.301302	0.000491	4.1795E-04	0.0874167	2.5958E-02	0.0213293	3.38768E-03	0.008110	0.959703	0.010886	0.6276665	0.008817	2.54678E-05	0.011025
Year 40	January	755.7729	378.7252	0.247927	0.134449	0.179951	0.1122221	0.284346	24.369076	0.000493	4.1949E-04	0.0876638	2.6030E-02	0.0213900	3.39712E-03	0.008132	0.962740	0.010916	0.6295755	0.008842	2.55455E-05	0.011056
	February	758.5276	380.0299	0.248694	0.134823	0.180529	0.1126699	0.285264	24.437848	0.000494	4.2077E-04	0.0879205	2.6102E-02	0.0214516	3.40668E-03	0.008156	0.965796	0.010947	0.6314976	0.008867	2.56235E-05	0.011088
	March	761.7280	381.5520	0.249570	0.135268	0.181209	0.1131912	0.286336	24.519677	0.000496	4.2224E-04	0.0882168	2.6189E-02	0.0215247	3.41800E-03	0.008183	0.969338	0.010983	0.6337637	0.008897	2.57153E-05	0.011125
	April	760.6086	380.8677	0.249180	0.134867	0.180785	0.1130068	0.285793	24.456238	0.000495	4.2169E-04	0.0880385	2.6114E-02	0.0214678	3.40925E-03	0.008164	0.967199	0.010958	0.6321593	0.008876	2.56667E-05	0.011101
	May	748.6871	374.6718	0.245613	0.132442	0.177752	0.1111784	0.281354	24.039312	0.000493	4.1732E-04	0.0870096	2.5650E-02	0.0210956	3.35174E-03	0.008051	0.951777	0.010778	0.6212049	0.008730	2.52665E-05	0.010918
	June	748.8644	374.6592	0.245757	0.132215	0.177532	0.1111486	0.281401	24.017293	0.000497	4.2095E-04	0.0870213	2.5613E-02	0.0210721	3.34943E-03	0.008050	0.951024	0.010774	0.6204984	0.008726	2.52799E-05	0.010908
	July	754.0844	377.2011	0.247303	0.132909	0.178608	0.1119064	0.283276	24.160538	0.000501	4.2508E-04	0.0876172	2.5754E-02	0.0211958	3.36997E-03	0.008102	0.956736	0.010845	0.6241216	0.008781	2.54632E-05	0.010973
	August	755.3667	377.7778	0.247656	0.132911	0.178697	0.1120871	0.283654	24.178809	0.000502	4.2702E-04	0.0877527	2.5762E-02	0.0212095	3.37319E-03	0.008113	0.957384	0.010859	0.6244918	0.008791	2.55192E-05	0.010981
	September	756.4543	378.2738	0.248034	0.132879	0.178748	0.1122227	0.283971	24.191288	0.000504	4.2896E-04	0.0878178	2.5763E-02	0.0212174	3.37547E-03	0.008120	0.957798	0.010871	0.6247059	0.008799	2.55582E-05	0.010986
	October	760.8195	380.3873	0.249350	0.133480	0.179643	0.1128892	0.285497	24.309935	0.000507	4.3135E-04	0.0882644	2.5883E-02	0.0213209	3.39203E-03	0.008161	0.962603	0.010927	0.6277987	0.008843	2.56990E-05	0.011040
	November	763.3726	381.5774	0.250089	0.133796	0.180149	0.1132988	0.286350	24.373396	0.000508	4.3265E-04	0.0884869	2.5945E-02	0.0213734	3.40028E-03	0.008181	0.965325	0.010953	0.6294757	0.008865	2.57685E-05	0.011068
	December	766.1050	382.8572	0.250872	0.134147	0.180702	0.1137423	0.287242	24.437960	0.000510	4.3398E-04	0.0887288	2.6012E-02	0.0214313	3.40934E-03	0.008203	0.968222	0.010981	0.6312960	0.008888	2.58448E-05	0.011098
Year 41	January	768.9423	384.1895	0.251665	0.134515	0.181291	0.1142033	0.288180	24.506123	0.000512	4.3557E-04	0.0889795	2.6084E-02	0.0214924	3.41883E-03	0.008226	0.971283	0.011011	0.6332156	0.008913	2.59236E-05	0.011130
	February	771.7345	385.5098	0.252443	0.134889	0.181873	0.1146568	0.289108	24.575278	0.000513	4.3690E-04	0.0892398	2.6157E-02	0.0215542	3.42845E-03	0.008250	0.974363	0.011042	0.6351481	0.008938	2.60027E-05	0.011161
	March	774.9795	387.0504	0.253332	0.135334	0.182557	0.1151849	0.290192	24.657564	0.000515	4.3842E-04	0.0895405	2.6243E-02	0.0216276	3.43984E-03	0.008277	0.977934	0.011079	0.6374266	0.008968	2.60957E-05	0.011199
	April	773.8210	386.3498	0.252930	0.134933	0.182129	0.1149946	0.289639	24.593707	0.000514	4.3782E-04	0.0893582	2.6168E-02	0.0215705	3.43103E-03	0.008258	0.975770	0.011054	0.6358113	0.008947	2.60459E-05	0.011175
	May	761.6615	380.0551	0.249295	0.132507	0.179071	0.1131306	0.285130	24.174286	0.000512	4.3315E-04	0.0883054	2.5704E-02	0.0211964	3.37313E-03	0.008143	0.960193	0.010872	0.6247909	0.008800	2.56389E-05	0.010991
	June	761.8165	380.0333	0.249432	0.132280	0.178850	0.1130975	0.285170	24.152028	0.000516	4.3675E-04	0.0883148	2.5666E-02	0.0211727	3.37078E-03	0.008142	0.959425	0.010868	0.6240783	0.008795	2.56516E-05	0.010980
	July	767.1051	382.6036	0.250997	0.132974	0.179933	0.1138657	0.287065	24.295981	0.000519	4.4097E-04	0.0889174	2.5808E-02	0.0212969	3.39143E-03	0.008195	0.965182	0.010939	0.6277205	0.008851	2.58370E-05	0.011046
	August	768.3882	383.1806	0.251351	0.132976	0.180021	0.1140466	0.287443	24.314250	0.000521	4.4291E-04	0.0890529	2.5816E-02	0.0213106	3.39465E-03	0.008206	0.965830	0.010954	0.6280909	0.008861	2.58929E-05	0.011053
	September	769.4733	383.6756	0.251727	0.132944	0.180072	0.1141819	0.287760	24.326694	0.000523	4.4485E-04	0.0891177	2.5817E-02	0.0213185	3.39692E-03	0.008213	0.966242	0.010965	0.6283043	0.008869	2.59319E-05	0.011059
	October	773.8983	385.8139	0.253061	0.133545	0.180974	0.1148574	0.289303	24.445956	0.000525	4.4731E-04	0.0895702	2.5937E-02	0.0214225	3.41358E-03	0.008254	0.971086	0.011022	0.6314137	0.008914	2.60743E-05	0.011113
	November	776.4831	387.0170	0.253808	0.133862	0.181483	0.1152720	0.290165	24.509739	0.000527	4.4865E-04	0.0897958	2.5999E-02	0.0214752	3.42188E-03	0.008275	0.973828	0.011048	0.6330995	0.008935	2.61447E-05	0.011141
	December	779.2506	388.3115	0.254601	0.134212	0.182040	0.1157208	0.291067	24.574660	0.000529	4.5002E-04	0.0900410	2.6067E-02	0.0215334	3.43099E-03	0.008297	0.976749	0.011077	0.6349296	0.008959	2.62220E-05	0.011171
Year 42	January	782.1239	389.6587	0.255404	0.134581	0.182632	0.1161872	0.292015	24.643198	0.000530	4.5165E-04	0.0902953	2.6138E-02	0.0215947	3.44054E-03	0.008320	0.979833	0.011107	0.6368592	0.008984	2.63019E-05	0.011203
	February	784.9527	390.9941	0.256192	0.134955	0.183218	0.1166463	0.292953	24.712735	0.000532	4.5302E-04	0.0905593	2.6211E-02	0.0216569	3.45023E-03	0.008344	0.982937	0.011138	0.6388018	0.009010	2.63819E-05	0.011235
	March	788.2414	392.5528	0.257094	0.135401	0.183906	0.1171809	0.294051	24.795476	0.000534	4.5459E-04	0.0908644	2.6298E-02	0.0217306	3.46169E-03	0.008372	0.986536	0.011175	0.6410924	0.009040	2.64762E-05	0.011273
	April	787.0426	391.8356	0.256681	0.134999	0.183474	0.1169846	0.293486	24.731199													

		Uranium (U)	Zinc (Zn)	Alkalinity	Calcium (Ca)	Magnesium (Mg)
		mg/L	mg/L	mg/L	mg/L	mg/L
Year 39	January	0.049893	0.226589	31.684045	85.14980	40.82251
	February	0.050042	0.227240	31.774214	85.42944	40.95596
	March	0.050217	0.228005	31.881551	85.74272	41.10578
	April	0.050098	0.227489	31.845255	85.80876	41.12848
	May	0.049241	0.223841	31.410252	84.99791	40.72745
	June	0.049190	0.223894	31.470422	85.32580	40.90411
	July	0.049482	0.225414	31.747602	86.09948	41.28650
	August	0.049516	0.225747	31.861481	86.40669	41.44353
	September	0.049539	0.226045	31.964160	86.67125	41.59210
	October	0.049786	0.227201	32.165359	87.20075	41.85067
	November	0.049914	0.227778	32.243721	87.48738	41.99466
	December	0.050055	0.228411	32.330465	87.78698	42.14169
Year 40	January	0.050204	0.229064	32.421848	88.08737	42.28612
	February	0.050353	0.229722	32.514066	88.37517	42.42364
	March	0.050530	0.230495	32.623843	88.69815	42.57829
	April	0.050409	0.229972	32.585254	88.75512	42.59648
	May	0.049546	0.226278	32.136736	87.89065	42.16873
	June	0.049496	0.226327	32.195643	88.21347	42.34286
	July	0.049789	0.227860	32.476674	89.00239	42.73285
	August	0.049823	0.228193	32.590545	89.30955	42.88985
	September	0.049846	0.228489	32.693033	89.57334	43.03804
	October	0.050094	0.229658	32.897550	90.11600	43.30317
	November	0.050223	0.230240	32.977639	90.40950	43.45057
	December	0.050365	0.230880	33.066293	90.71669	43.60139
Year 41	January	0.050514	0.231540	33.159708	91.02513	43.74983
	February	0.050665	0.232205	33.253977	91.32108	43.89140
	March	0.050842	0.232986	33.366196	91.65377	44.05089
	April	0.050721	0.232454	33.325361	91.70179	44.06462
	May	0.049852	0.228715	32.863457	90.78404	43.61033
	June	0.049801	0.228760	32.921070	91.10169	43.78189
	July	0.050096	0.230306	33.205890	91.90567	44.17937
	August	0.050130	0.230639	33.319748	92.21276	44.33634
	September	0.050153	0.230935	33.422044	92.47576	44.48414
	October	0.050402	0.232114	33.629850	93.03150	44.75578
	November	0.050532	0.232703	33.711662	93.33184	44.90659
	December	0.050675	0.233349	33.802225	93.64661	45.06119
Year 42	January	0.050825	0.234015	33.897653	93.96307	45.21362
	February	0.050976	0.234687	33.993970	94.26717	45.35926
	March	0.051155	0.235476	34.108627	94.60956	45.52358
	April	0.051033	0.234937	34.065541	94.64862	45.53284
	May	0.050158	0.231154	33.590247	93.67759	45.05201
	June	0.050107	0.231194	33.646562	93.99007	45.22099
	July	0.050403	0.232752	33.935167	94.80911	45.62598
	August	0.050437	0.233086	34.049008	95.11613	45.78291
	September	0.050460	0.233381	34.151107	95.37834	45.93032
	October	0.050711	0.234571	34.362200	95.94715	46.20847
	November	0.050842	0.235165	34.445731	96.25434	46.36270
	December	0.050985	0.235817	34.538198	96.57669	46.52107

		Hardness (CaCO3)	Sulphate	Nitrate	Nitrite	Total Ammonia	Phosphorus	Fluoride	Chloride	Cyanide	WAD Cyanide	Aluminum (Al)	Antimony (Sb)	Arsenic (As)	Cadmium (Cd)	Copper (Cu)	Iron (Fe)	Lead (Pb)	Manganese (Mn)	Nickel (Ni)	Silver (Ag)	Selenium (Se)
		mg/L	mg/L	mg/L	mg/L	mg/L	mg/L	mg/L	mg/L	mg/L	mg/L	mg/L	mg/L	mg/L	mg/L	mg/L	mg/L	mg/L	mg/L	mg/L	mg/L	mg/L
Year 43	January	795.3063	395.1281	0.259143	0.134646	0.183973	0.1181712	0.295850	24.780282	0.000549	4.6773E-04	0.0916113	2.6193E-02	0.0216971	3.46226E-03	0.008414	0.988383	0.011203	0.6405029	0.009055	2.66801E-05	0.011276
	February	798.1717	396.4788	0.259942	0.135021	0.184562	0.1186358	0.296800	24.850201	0.000551	4.6914E-04	0.0918789	2.6266E-02	0.0217595	3.47200E-03	0.008438	0.991510	0.011234	0.6424556	0.009081	2.67612E-05	0.011309
	March	801.5040	398.0556	0.260855	0.135467	0.185256	0.1191770	0.297910	24.933396	0.000553	4.7077E-04	0.0921883	2.6353E-02	0.0218336	3.48354E-03	0.008466	0.995138	0.011271	0.6447583	0.009111	2.68568E-05	0.011347
	April	800.2650	397.3216	0.260431	0.135065	0.184819	0.1189746	0.297333	24.868700	0.000552	4.7008E-04	0.0919979	2.6277E-02	0.0217758	3.47459E-03	0.008446	0.992922	0.011245	0.6431207	0.009090	2.68047E-05	0.011322
	May	787.6268	390.8283	0.256660	0.132636	0.181713	0.1170385	0.292685	24.444285	0.000548	4.6482E-04	0.0908974	2.5811E-02	0.0213980	3.41590E-03	0.008328	0.977034	0.011061	0.6319676	0.008940	2.63839E-05	0.011135
	June	787.7355	390.7871	0.256784	0.132409	0.181486	0.1169985	0.292711	24.421543	0.000553	4.6837E-04	0.0909021	2.5773E-02	0.0213740	3.41348E-03	0.008326	0.976236	0.011056	0.6312421	0.008935	2.63954E-05	0.011125
	July	793.1593	393.4136	0.258388	0.133103	0.182583	0.1177870	0.294646	24.566907	0.000557	4.7275E-04	0.0915183	2.5915E-02	0.0214992	3.43435E-03	0.008380	0.982081	0.011128	0.6349218	0.008992	2.65846E-05	0.011191
	August	794.4418	393.9903	0.258741	0.133106	0.182672	0.1179678	0.295024	24.585170	0.000558	4.7469E-04	0.0916537	2.5923E-02	0.0215129	3.43757E-03	0.008391	0.982728	0.011142	0.6352921	0.009002	2.66405E-05	0.011198
	September	795.5198	394.4824	0.259115	0.133074	0.182722	0.1181020	0.295338	24.597541	0.000560	4.7662E-04	0.0917178	2.5924E-02	0.0215208	3.43983E-03	0.008398	0.983136	0.011154	0.6355035	0.009010	2.66792E-05	0.011204
	October	800.0622	396.6694	0.260482	0.133676	0.183636	0.1187953	0.296916	24.718028	0.000563	4.7922E-04	0.0921820	2.6045E-02	0.0216257	3.45668E-03	0.008440	0.988056	0.011211	0.6386455	0.009055	2.68251E-05	0.011259
	November	802.7085	397.8981	0.261247	0.133992	0.184151	0.1192190	0.297795	24.782453	0.000564	4.8064E-04	0.0924137	2.6107E-02	0.0216789	3.46508E-03	0.008461	0.990838	0.011238	0.6403483	0.009077	2.68972E-05	0.011287
	December	805.5442	399.2208	0.262059	0.134343	0.184715	0.1196782	0.298717	24.848084	0.000566	4.8209E-04	0.0926657	2.6175E-02	0.0217376	3.47431E-03	0.008484	0.993802	0.011267	0.6421973	0.009101	2.69765E-05	0.011318
Year 44	January	808.4894	400.5979	0.262883	0.134712	0.185314	0.1201553	0.299686	24.917373	0.000568	4.8381E-04	0.0929272	2.6247E-02	0.0217995	3.48398E-03	0.008507	0.996934	0.011298	0.6441468	0.009127	2.70584E-05	0.011350
	February	811.3915	401.9638	0.263691	0.135087	0.185907	0.1206254	0.300646	24.987674	0.000570	4.8527E-04	0.0931985	2.6320E-02	0.0218622	3.49378E-03	0.008532	1.000085	0.011330	0.6461097	0.009152	2.71406E-05	0.011382
	March	814.7673	403.5586	0.264618	0.135533	0.186605	0.1211732	0.301769	25.071324	0.000572	4.8695E-04	0.0935123	2.6407E-02	0.0219366	3.50539E-03	0.008560	1.003741	0.011367	0.6484245	0.009183	2.72374E-05	0.011420
	April	813.4881	402.8080	0.264182	0.135131	0.186165	0.1209648	0.301180	25.006208	0.000571	4.8621E-04	0.0933179	2.6332E-02	0.0218785	3.49638E-03	0.008540	1.001498	0.011341	0.6467758	0.009161	2.71842E-05	0.011396
	May	800.6106	396.2153	0.260343	0.132701	0.183034	0.1189926	0.296462	24.579296	0.000567	4.8066E-04	0.0921935	2.5865E-02	0.0214989	3.43729E-03	0.008420	0.985455	0.011155	0.6355562	0.009010	2.67565E-05	0.011208
	June	800.6960	396.1645	0.260460	0.132473	0.182805	0.1189491	0.296482	24.556312	0.000571	4.8418E-04	0.0921959	2.5827E-02	0.0214746	3.43482E-03	0.008419	0.984642	0.011150	0.6348243	0.009005	2.67672E-05	0.011197
	July	806.1875	398.8191	0.262083	0.133168	0.183909	0.1197478	0.298436	24.702381	0.000575	4.8864E-04	0.0928188	2.5969E-02	0.0216004	3.45581E-03	0.008473	0.990531	0.011222	0.6385228	0.009062	2.69584E-05	0.011263
	August	807.4696	399.3957	0.262436	0.133171	0.183998	0.1199286	0.298814	24.720642	0.000576	4.9058E-04	0.0929542	2.5977E-02	0.0216141	3.45903E-03	0.008484	0.991178	0.011237	0.6388930	0.009072	2.70143E-05	0.011271
	September	808.5441	399.8862	0.262810	0.133139	0.184047	0.1200622	0.299128	24.732975	0.000578	4.9251E-04	0.0930179	2.5978E-02	0.0216219	3.46128E-03	0.008491	0.991583	0.011248	0.6391034	0.009080	2.70530E-05	0.011276
	October	813.1452	402.0976	0.264193	0.133741	0.184967	0.1207643	0.300722	24.854075	0.000581	4.9518E-04	0.0934879	2.6099E-02	0.0217273	3.47823E-03	0.008533	0.996541	0.011306	0.6422617	0.009126	2.72005E-05	0.011332
	November	815.8223	403.3391	0.264967	0.134058	0.185485	0.1211927	0.301611	24.918821	0.000583	4.9663E-04	0.0937228	2.6161E-02	0.0217807	3.48669E-03	0.008554	0.999343	0.011333	0.6439730	0.009148	2.72735E-05	0.011360
	December	818.6920	404.6759	0.265788	0.134409	0.186052	0.1216570	0.302542	24.984808	0.000585	4.9813E-04	0.0939782	2.6229E-02	0.0218397	3.49596E-03	0.008577	1.002330	0.011362	0.6458314	0.009172	2.73538E-05	0.011391
Year 45	January	821.6733	406.0679	0.266622	0.134778	0.186656	0.1221396	0.303522	25.054472	0.000587	4.9989E-04	0.0942433	2.6301E-02	0.0219019	3.50570E-03	0.008601	1.005485	0.011394	0.6477910	0.009198	2.74367E-05	0.011423
	February	824.6120	407.4490	0.267441	0.135153	0.187253	0.1226152	0.304493	25.125155	0.000588	5.0139E-04	0.0945182	2.6375E-02	0.0219649	3.51556E-03	0.008626	1.008660	0.011425	0.6497640	0.009224	2.75199E-05	0.011456
	March	828.0314	409.0620	0.268380	0.135599	0.187955	0.1231695	0.305628	25.209260	0.000590	5.0313E-04	0.0948364	2.6462E-02	0.0220396	3.52724E-03	0.008655	1.012344	0.011463	0.6520909	0.009255	2.76180E-05	0.011494
	April	826.7120	408.2947	0.267933	0.135197	0.187510	0.1229550	0.305028	25.143724	0.000589	5.0234E-04	0.0946379	2.6386E-02	0.0219812	3.51816E-03	0.008634	1.010075	0.011437	0.6504310	0.009232	2.75636E-05	0.011470
	May	813.5951	401.6026	0.264026	0.132765	0.184355	0.1209469	0.300240	24.714314	0.000585	4.9650E-04	0.0934896	2.5918E-02	0.0215997	3.45868E-03	0.008513	0.993876	0.011249	0.6391451	0.009080	2.71291E-05	0.011280
	June	813.6573	401.5422	0.264137	0.132538	0.184124	0.1208999	0.300253	24.691088	0.000589	4.9999E-04	0.0934897	2.5880E-02	0.0215753	3.45618E-03	0.008511	0.993048	0.011244	0.6384067	0.009075	2.71392E-05	0.011269
	July	819.2164	404.2248	0.265779	0.133233	0.185234	0.1217087	0.302227	24.837864	0.000594	5.0454E-04	0.0941194	2.6023E-02	0.0217016	3.47727E-03	0.008566	0.998981	0.011317	0.6421239	0.009132	2.73322E-05	0.011336
	August	820.4982	404.8013	0.266132	0.133236	0.185323	0.1218894	0.302605	24.856121	0.000595	5.0648E-04	0.0942547	2.6030E-02	0.0217153	3.48049E-03	0.008576	0.999628	0.011331	0.6424940	0.009143	2.73882E-05	0.011343
	September	821.5692	405.2904	0.266504	0.133204	0.185372	0.1220226	0.302917	24.868418	0.000597	5.0839E-04	0.0943181	2.6031E-02	0.0217230	3.48274E-03	0.008583	1.000031	0.011342	0.6427035	0.009150	2.74267E-05	0.011349
	October	826.2290	407.5262	0.267904	0.133806	0.186298	0.1227335	0.304529	24.990130	0.000600	5.1114E-04	0.0947940	2.6153E-02	0.0218289	3.49978E-03	0.008627	1.005027	0.011401	0.6458780	0.009196	2.75759E-05	0.011405
	November	828.9368	408.7804	0.268687	0.134123	0.186819	0.1231666	0.305427	25.055197	0.000602	5.1263E-04	0.0950319	2.6215E-02	0.0218826	3.50829E-03	0.008648	1.007849	0.011428	0.6475979	0.009218	2.76498E-05	0.011433
	December	831.8407	410.1314	0.269518	0.134474	0.187390	0.1236359	0.306368	25.121539	0.000603	5.1417E-04	0.0952907	2.6283E-02	0.0219418	3.51762E-03	0.008671	1.010858	0.011458	0.6494658	0.009243	2.77311E-05	0.011464
Year 46	January	834.8585	411.5385	0.270362	0.134844	0.187997	0.1241241	0.307358	25.191580	0.000605	5.1597E-04	0.0955594	2.6356E-02	0.0220042	3.52742E-03	0.008695	1.014036	0.011489	0.6514355	0.009269	2.78150E-05	0.011497
	February	837.8342	412.9350	0.271191	0.135219	0.188598	0.1246053	0.308340	25.262645	0.000607	5.1752E-04	0.0958380	2.6429E-02	0.0220675	3.53734E-03	0.008720	1.017235	0.011521	0.6534188	0.009295	2.78993E-05	0.011529
	March	841.2978	414.5663	0.272142	0.135665	0.189305	0.1251663	0.309488	25.347206	0.000609	5.1931E-04	0.0961605	2.6517E-02	0.0221427	3.54909E-03	0.008749	1.020948	0.011559	0.6557579	0.009326	2.79986E-05	0.011568
	April	839.9387	413.7824	0.271684	0.135262	0.188856	0.1249459	0.308876	25.281251													

		Uranium (U)	Zinc (Zn)	Alkalinity	Calcium (Ca)	Magnesium (Mg)
		mg/L	mg/L	mg/L	mg/L	mg/L
Year 43	January	0.051136	0.236491	34.635639	96.90116	46.67750
	February	0.051288	0.237170	34.734004	97.21341	46.82719
	March	0.051467	0.237967	34.851100	97.56551	46.99635
	April	0.051344	0.237421	34.805764	97.59562	47.00115
	May	0.050465	0.233592	34.317077	96.57129	46.49376
	June	0.050412	0.233628	34.372094	96.87861	46.66017
	July	0.050711	0.235199	34.664484	97.71271	47.07266
	August	0.050745	0.235532	34.778308	98.01966	47.22956
	September	0.050767	0.235826	34.880210	98.28109	47.37658
	October	0.051019	0.237028	35.094590	98.86297	47.66125
	November	0.051151	0.237628	35.179840	99.17700	47.81888
	December	0.051295	0.238287	35.274213	99.50694	47.98103
Year 44	January	0.051447	0.238967	35.373668	99.83943	48.14145
	February	0.051600	0.239652	35.474081	100.15983	48.29521
	March	0.051780	0.240458	35.593615	100.52163	48.46921
	April	0.051656	0.239904	35.546028	100.54278	48.46955
	May	0.050771	0.236030	35.043947	99.46516	47.93560
	June	0.050718	0.236062	35.097666	99.76731	48.09944
	July	0.051018	0.237646	35.393841	100.61647	48.51943
	August	0.051052	0.237979	35.507649	100.92335	48.67630
	September	0.051074	0.238272	35.609355	101.18400	48.82292
	October	0.051328	0.239485	35.827021	101.77896	49.11410
	November	0.051460	0.240091	35.913991	102.09983	49.27515
	December	0.051605	0.240756	36.010270	102.43736	49.44108
Year 45	January	0.051758	0.241443	36.111738	102.77786	49.60549
	February	0.051911	0.242135	36.214199	103.10641	49.76331
	March	0.052093	0.242949	36.336173	103.47792	49.94214
	April	0.051968	0.242387	36.286335	103.49012	49.93802
	May	0.051077	0.238469	35.770858	102.35919	49.37752
	June	0.051023	0.238496	35.823278	102.65617	49.53878
	July	0.051325	0.240092	36.123240	103.52040	49.96628
	August	0.051359	0.240425	36.237031	103.82721	50.12311
	September	0.051381	0.240719	36.338540	104.08706	50.26934
	October	0.051636	0.241942	36.559494	104.69511	50.56704
	November	0.051769	0.242553	36.648184	105.02283	50.73150
	December	0.051915	0.243225	36.746368	105.36794	50.90121
Year 46	January	0.052069	0.243919	36.849852	105.71646	51.06962
	February	0.052223	0.244618	36.954364	106.05316	51.23150
	March	0.052406	0.245440	37.078779	106.43438	51.41517
	April	0.052280	0.244871	37.026691	106.43762	51.40658
	May	0.051383	0.240907	36.497820	105.25338	50.81952
	June	0.051329	0.240930	36.548943	105.54520	50.97820
	July	0.051632	0.242539	36.852693	106.42449	51.41321
	August	0.051666	0.242872	36.966469	106.73123	51.57000
	September	0.051689	0.243165	37.067784	106.99029	51.71584
	October	0.051945	0.244399	37.292027	107.61142	52.02006
	November	0.052078	0.245017	37.382439	107.94599	52.18793
	December	0.052225	0.245695	37.482531	108.29868	52.36142

		Hardness (CaCO3)	Sulphate	Nitrate	Nitrite	Total Ammonia	Phosphorus	Fluoride	Chloride	Cyanide	WAD Cyanide	Aluminum (Al)	Antimony (Sb)	Arsenic (As)	Cadmium (Cd)	Copper (Cu)	Iron (Fe)	Lead (Pb)	Manganese (Mn)	Nickel (Ni)	Silver (Ag)	Selenium (Se)
		mg/L	mg/L	mg/L	mg/L	mg/L	mg/L	mg/L	mg/L	mg/L	mg/L	mg/L	mg/L	mg/L	mg/L	mg/L	mg/L	mg/L	mg/L	mg/L	mg/L	mg/L
Year 47	January	848.0502	417.0117	0.274102	0.134909	0.189340	0.1261100	0.311196	25.328706	0.000624	5.3206E-04	0.0968757	2.6410E-02	0.0221067	3.54914E-03	0.008789	1.022592	0.011585	0.6550818	0.009340	2.81934E-05	0.011570
	February	851.0626	418.4234	0.274942	0.135285	0.189944	0.1265967	0.312188	25.400154	0.000626	5.3365E-04	0.0971579	2.6484E-02	0.0221703	3.55912E-03	0.008814	1.025814	0.011617	0.6570753	0.009367	2.82788E-05	0.011603
	March	854.5698	420.0728	0.275905	0.135731	0.190655	0.1271643	0.313349	25.485169	0.000628	5.3549E-04	0.0974848	2.6572E-02	0.0222457	3.57094E-03	0.008843	1.029555	0.011655	0.6594265	0.009398	2.83793E-05	0.011642
	April	853.1704	419.2722	0.275435	0.135328	0.190202	0.1269378	0.312725	25.418795	0.000627	5.3460E-04	0.0972783	2.6495E-02	0.0221867	3.56174E-03	0.008823	1.027235	0.011629	0.6577444	0.009375	2.83226E-05	0.011617
	May	839.5750	412.3815	0.271393	0.132895	0.186998	0.1248577	0.307798	24.984390	0.000622	5.2818E-04	0.0960822	2.6025E-02	0.0218014	3.50146E-03	0.008697	1.010725	0.011437	0.6463258	0.009220	2.78744E-05	0.011425
	June	839.5913	412.3020	0.271490	0.132667	0.186762	0.1248038	0.307798	24.960680	0.000626	5.3161E-04	0.0960777	2.5987E-02	0.0217766	3.49888E-03	0.008695	1.009867	0.011432	0.6455747	0.009215	2.78831E-05	0.011414
	July	845.2863	415.0411	0.273170	0.133363	0.187887	0.1256331	0.309812	25.108869	0.000631	5.3633E-04	0.0967209	2.6130E-02	0.0219040	3.52020E-03	0.008751	1.015888	0.011505	0.6493296	0.009273	2.80801E-05	0.011481
	August	846.5680	415.6175	0.273523	0.133365	0.187976	0.1258139	0.310189	25.127120	0.000632	5.3826E-04	0.0968562	2.6138E-02	0.0219177	3.52342E-03	0.008762	1.016535	0.011520	0.6496997	0.009283	2.81360E-05	0.011488
	September	847.6324	416.1038	0.273894	0.133334	0.188024	0.1259461	0.310499	25.139345	0.000634	5.4017E-04	0.0969188	2.6139E-02	0.0219254	3.52566E-03	0.008769	1.016934	0.011531	0.6499073	0.009291	2.81744E-05	0.011494
	October	852.4103	418.3886	0.275327	0.133936	0.188962	0.1266748	0.312145	25.262284	0.000637	5.4306E-04	0.0974065	2.6261E-02	0.0220321	3.54290E-03	0.008813	1.022006	0.011590	0.6531146	0.009337	2.83270E-05	0.011550
	November	855.1802	419.6685	0.276127	0.134254	0.189490	0.1271172	0.313061	25.327994	0.000639	5.4463E-04	0.0976505	2.6323E-02	0.0220863	3.55150E-03	0.008834	1.024869	0.011618	0.6548517	0.009360	2.84026E-05	0.011579
	December	858.1527	421.0480	0.276978	0.134606	0.190067	0.1275970	0.314023	25.395048	0.000641	5.4625E-04	0.0979161	2.6392E-02	0.0221461	3.56095E-03	0.008858	1.027922	0.011648	0.6567386	0.009385	2.84858E-05	0.011610
Year 48	January	861.2426	422.4851	0.277842	0.134975	0.190682	0.1280960	0.315034	25.465840	0.000643	5.4814E-04	0.0981920	2.6464E-02	0.0222091	3.57086E-03	0.008883	1.031147	0.011680	0.6587283	0.009411	2.85719E-05	0.011643
	February	864.2916	423.9120	0.278693	0.135351	0.191290	0.1285883	0.316036	25.537669	0.000645	5.4978E-04	0.0984779	2.6538E-02	0.0222730	3.58091E-03	0.008908	1.034394	0.011713	0.6607320	0.009438	2.86582E-05	0.011677
	March	867.8425	425.5795	0.279668	0.135798	0.192006	0.1291624	0.317210	25.623140	0.000647	5.5167E-04	0.0988091	2.6626E-02	0.0223488	3.59280E-03	0.008938	1.038163	0.011752	0.6630953	0.009469	2.87600E-05	0.011716
	April	866.4029	424.7623	0.279187	0.135394	0.191549	0.1289299	0.316575	25.556346	0.000646	5.5073E-04	0.0985987	2.6550E-02	0.0222894	3.58352E-03	0.008917	1.035816	0.011724	0.6614020	0.009447	2.87022E-05	0.011690
	May	852.5679	417.7722	0.275077	0.132959	0.188320	0.1268137	0.311578	25.119442	0.000641	5.4402E-04	0.0973787	2.6079E-02	0.0219023	3.52285E-03	0.008790	1.019151	0.011531	0.6499170	0.009291	2.82471E-05	0.011497
	June	852.5609	417.6830	0.275168	0.132732	0.188082	0.1267563	0.311571	25.095491	0.000645	5.4743E-04	0.0973718	2.6040E-02	0.0218773	3.52024E-03	0.008787	1.018278	0.011526	0.6491594	0.009285	2.82552E-05	0.011486
	July	858.3236	420.4501	0.276867	0.133428	0.189213	0.1275958	0.313604	25.244385	0.000649	5.5222E-04	0.0980217	2.6184E-02	0.0220052	3.54167E-03	0.008844	1.024343	0.011600	0.6529331	0.009343	2.84541E-05	0.011554
	August	859.6050	421.0264	0.277220	0.133430	0.189302	0.1277765	0.313982	25.262633	0.000650	5.5416E-04	0.0981570	2.6192E-02	0.0220189	3.54489E-03	0.008854	1.024990	0.011614	0.6533031	0.009354	2.85100E-05	0.011561
	September	860.6658	421.5113	0.277589	0.133399	0.189350	0.1279082	0.314291	25.274821	0.000652	5.5606E-04	0.0982193	2.6193E-02	0.0220266	3.54712E-03	0.008861	1.025386	0.011626	0.6535098	0.009361	2.85482E-05	0.011566
	October	865.5025	423.8205	0.279039	0.134002	0.190294	0.1286458	0.315954	25.398374	0.000656	5.5902E-04	0.0987128	2.6315E-02	0.0221338	3.56445E-03	0.008906	1.030497	0.011685	0.6567334	0.009408	2.87025E-05	0.011623
	November	868.3032	425.1132	0.279848	0.134319	0.190825	0.1290928	0.316879	25.464404	0.000658	5.6063E-04	0.0989599	2.6377E-02	0.0221882	3.57311E-03	0.008927	1.033379	0.011713	0.6584790	0.009431	2.87790E-05	0.011652
	December	871.3098	426.5068	0.280708	0.134671	0.191406	0.1295777	0.317850	25.531813	0.000659	5.6229E-04	0.0992290	2.6446E-02	0.0222482	3.58261E-03	0.008951	1.036455	0.011744	0.6603754	0.009456	2.88632E-05	0.011684
Year 49	January	874.4357	427.9589	0.281583	0.135041	0.192024	0.1300821	0.318872	25.602981	0.000662	5.6423E-04	0.0995084	2.6519E-02	0.0223115	3.59258E-03	0.008976	1.039703	0.011776	0.6623750	0.009483	2.89503E-05	0.011717
	February	877.5214	429.4010	0.282443	0.135417	0.192636	0.1305799	0.319885	25.675193	0.000664	5.6591E-04	0.0997980	2.6593E-02	0.0223757	3.60269E-03	0.009002	1.042974	0.011809	0.6643888	0.009509	2.90377E-05	0.011750
	March	881.1160	431.0866	0.283432	0.135864	0.193356	0.1311606	0.321072	25.761119	0.000666	5.6786E-04	0.1001335	2.6681E-02	0.0224518	3.61466E-03	0.009032	1.046771	0.011848	0.6667643	0.009541	2.91408E-05	0.011790
	April	879.6361	430.2526	0.282939	0.135460	0.192895	0.1309221	0.320424	25.693904	0.000665	5.6687E-04	0.0999191	2.6605E-02	0.0223921	3.60531E-03	0.009011	1.044399	0.011820	0.6650599	0.009518	2.90818E-05	0.011764
	May	865.5615	423.1631	0.278760	0.133024	0.189642	0.1287697	0.315358	25.254502	0.000659	5.5986E-04	0.0986752	2.6132E-02	0.0220031	3.54425E-03	0.008882	1.027578	0.011625	0.6535083	0.009361	2.86198E-05	0.011569
	June	865.5313	423.0643	0.278845	0.132796	0.189402	0.1287089	0.315344	25.230308	0.000663	5.6324E-04	0.0986660	2.6094E-02	0.0219780	3.54159E-03	0.008880	1.026689	0.011619	0.6527444	0.009355	2.86272E-05	0.011558
	July	871.3616	425.8595	0.280563	0.133493	0.190540	0.1295586	0.317397	25.379909	0.000668	5.6812E-04	0.0993227	2.6238E-02	0.0221064	3.56314E-03	0.008936	1.032798	0.011694	0.6565368	0.009414	2.88281E-05	0.011626
	August	872.6427	426.4356	0.280916	0.133495	0.190629	0.1297393	0.317774	25.398154	0.000669	5.7006E-04	0.0994579	2.6245E-02	0.0221201	3.56635E-03	0.008947	1.033445	0.011709	0.6569067	0.009424	2.88840E-05	0.011633
	September	873.7000	426.9191	0.281285	0.133464	0.190676	0.1298704	0.318083	25.410305	0.000671	5.7196E-04	0.0995199	2.6246E-02	0.0221278	3.56858E-03	0.008954	1.033839	0.011720	0.6571124	0.009431	2.89221E-05	0.011639
	October	878.5955	429.2527	0.282751	0.134067	0.191626	0.1306168	0.319763	25.534471	0.000674	5.7499E-04	0.1000192	2.6369E-02	0.0222354	3.58601E-03	0.008999	1.038988	0.011780	0.6603523	0.009479	2.90781E-05	0.011696
	November	881.4270	430.5582	0.283569	0.134385	0.192160	0.1310685	0.320696	25.600822	0.000676	5.7663E-04	0.1002694	2.6431E-02	0.0222901	3.59472E-03	0.009021	1.041890	0.011808	0.6621064	0.009502	2.91555E-05	0.011725
	December	884.4677	431.9660	0.284438	0.134737	0.192745	0.1315585	0.321678	25.668587	0.000678	5.7833E-04	0.1005418	2.6500E-02	0.0223504	3.60428E-03	0.009045	1.044988	0.011839	0.6640123	0.009527	2.92407E-05	0.011757
Year 50	January	887.6308	433.4335	0.285324	0.135107	0.193367	0.1320685	0.322710	25.740164	0.000680	5.8031E-04	0.1008251	2.6573E-02	0.0224140	3.61431E-03	0.009070	1.048261	0.011871	0.6660228	0.009554	2.93288E-05	0.011790
	February	890.7546	434.8915	0.286195	0.135483	0.193983	0.1325721	0.323735	25.812799	0.000682	5.8204E-04	0.1011184	2.6647E-02	0.0224785	3.62449E-03	0.009096	1.051557	0.011905	0.6680479	0.009581	2.94174E-05	0.011824
	March	894.3944	436.5961	0.287196	0.135931	0.194708	0.1331596	0.324935	25.899227	0.000685	5.8404E-04	0.1014585	2.6736E-02	0.0225550	3.63653E-03	0.009126	1.055385	0.011944	0.6704366	0.009613	2.95217E-05	0.011864
	April	892.8740	435.7452	0.286692	0.135527	0.194243	0.1329149	0.324276	25.831581													

		Uranium (U)	Zinc (Zn)	Alkalinity	Calcium (Ca)	Magnesium (Mg)
		mg/L	mg/L	mg/L	mg/L	mg/L
Year 47	January	0.052380	0.246395	37.588030	108.65522	52.53382
	February	0.052535	0.247101	37.694590	109.00008	52.69977
	March	0.052719	0.247932	37.821445	109.39101	52.88827
	April	0.052592	0.247355	37.767106	109.38529	52.87522
	May	0.051689	0.243346	37.224835	108.14773	52.26159
	June	0.051635	0.243365	37.274659	108.43438	52.41771
	July	0.051940	0.244987	37.582197	109.32874	52.86022
	August	0.051974	0.245320	37.695956	109.63541	53.01698
	September	0.051996	0.245611	37.797074	109.89369	53.16243
	October	0.052253	0.246857	38.024606	110.52789	53.47316
	November	0.052388	0.247480	38.116738	110.86931	53.64444
	December	0.052535	0.248164	38.218736	111.22959	53.82171
Year 48	January	0.052691	0.248872	38.326249	111.59415	53.99811
	February	0.052847	0.249585	38.434858	111.94716	54.16812
	March	0.053032	0.250423	38.564153	112.34780	54.36146
	April	0.052904	0.249839	38.507562	112.33312	54.34395
	May	0.051996	0.245785	37.951891	111.04224	53.70375
	June	0.051940	0.245799	38.000416	111.32372	53.85729
	July	0.052247	0.247434	38.311741	112.23315	54.30731
	August	0.052281	0.247767	38.425484	112.53975	54.46404
	September	0.052303	0.248058	38.526405	112.79724	54.60909
	October	0.052562	0.249315	38.757225	113.44453	54.92635
	November	0.052697	0.249943	38.851078	113.79280	55.10104
	December	0.052846	0.250634	38.954982	114.16067	55.28209
Year 49	January	0.053002	0.251348	39.064510	114.53324	55.46248
	February	0.053159	0.252068	39.175169	114.89441	55.63655
	March	0.053344	0.252915	39.306904	115.30477	55.83474
	April	0.053216	0.252323	39.248060	115.28113	55.81276
	May	0.052302	0.248224	38.678987	113.93692	55.14599
	June	0.052246	0.248234	38.726214	114.21323	55.29695
	July	0.052554	0.249881	39.041326	115.13773	55.75448
	August	0.052588	0.250214	39.155053	115.44425	55.91117
	September	0.052610	0.250505	39.255777	115.70096	56.05584
	October	0.052870	0.251772	39.489886	116.36133	56.37961
	November	0.053007	0.252407	39.585459	116.71645	56.55772
	December	0.053156	0.253104	39.691270	117.09191	56.74255
Year 50	January	0.053313	0.253825	39.802864	117.47268	56.92702
	February	0.053471	0.254553	39.915636	117.84221	57.10525
	March	0.053658	0.255408	40.049884	118.26250	57.30838
	April	0.053528	0.254808	39.988773	118.22996	57.28196
	May	0.052608	0.250663	39.406100	116.83206	56.58842
	June	0.052552	0.250669	39.452053	117.10345	56.73692
	July	0.052862	0.252330	39.771067	118.04346	57.20217
	August	0.052896	0.252663	39.884818	118.35015	57.35893
	September	0.052918	0.252953	39.985384	118.60628	57.50331
	October	0.053180	0.254232	40.222882	119.28009	57.83377
	November	0.053316	0.254873	40.320244	119.64229	58.01540
	December	0.053466	0.255577	40.428034	120.02559	58.20413

APPENDIX C.
Receiving Environment Water Quality
Model Results

		Hardness (from Total)	Sulphate Dissolved	Nitrate (N)	Nitrite (N)	Ammonia (N)	Fluoride (F)	Cyanide Total	Cyanide Weak Acid Dissociable	Aluminum (Al) Total	Antimony (Sb) Total	Arsenic (As) Total
		mg/L	mg/L	mg/L	mg/L	mg/L	mg/L	mg/L	mg/L	mg/L	mg/L	mg/L
Year -1	January	88.8000000	13.8000000	0.15400000	0.001000000	0.009000000	0.045000000	6.3000E-04	7.2000E-04	0.014900000	1.0000E-05	1.8800E-04
	February	84.9000000	13.5000000	0.15900000	0.001000000	0.006600000	0.047000000	2.5000E-04	6.5000E-04	0.022800000	1.0000E-05	3.0700E-04
	March	91.8000000	14.6000000	0.15100000	0.001000000	0.051000000	0.045000000	2.5000E-04	5.4000E-04	0.013600000	1.0000E-05	1.9300E-04
	April	98.9000000	13.7000000	0.09350000	0.001000000	0.007400000	0.058000000	5.0000E-04	2.5000E-04	0.021000000	2.5000E-05	1.5100E-04
	May	47.7000000	5.0000000	0.03440000	0.001800000	0.006300000	0.038000000	5.3000E-04	5.0000E-04	0.440000000	2.5000E-05	4.0000E-04
	June	60.8000000	10.2000000	0.04000000	0.001000000	0.007300000	0.042000000	5.0000E-04	5.0000E-04	0.081000000	4.0000E-05	2.5200E-04
	July	70.8000000	11.6000000	0.01980000	0.001000000	0.010200000	0.043000000	5.0000E-04	5.5000E-04	0.036000000	3.1000E-05	2.6000E-04
	August	65.5000000	9.6000000	0.03780000	0.002500000	0.002500000	0.043000000	3.8000E-04	5.0000E-04	0.027100000	2.4000E-05	1.7000E-04
	September	66.2000000	10.1000000	0.04560000	0.001800000	0.004700000	0.045000000	6.1000E-04	5.5000E-04	0.030100000	2.4000E-05	1.5000E-04
	October	76.0000000	13.6000000	0.05810000	0.001000000	0.013400000	0.039000000	2.5000E-04	2.5000E-04	0.027300000	3.0000E-05	1.8500E-04
	November	83.4000000	16.0000000	0.07930000	0.001000000	0.002500000	0.044000000	5.7000E-04	2.5000E-04	0.034700000	3.6000E-05	2.1800E-04
	December	79.5000000	12.9000000	0.09780000	0.003000000	0.006700000	0.039000000	2.5000E-04	2.5000E-04	0.027300000	3.4000E-05	2.2900E-04
Year 0	January	88.8000000	13.8000000	0.15400000	0.001000000	0.009000000	0.045000000	6.3000E-04	7.2000E-04	0.014900000	1.0000E-05	1.8800E-04
	February	84.9000000	13.5000000	0.15900000	0.001000000	0.006600000	0.047000000	2.5000E-04	6.5000E-04	0.022800000	1.0000E-05	3.0700E-04
	March	91.8000000	14.6000000	0.15100000	0.001000000	0.051000000	0.045000000	2.5000E-04	5.4000E-04	0.013600000	1.0000E-05	1.9300E-04
	April	98.9000000	13.7000000	0.09350000	0.001000000	0.007400000	0.058000000	5.0000E-04	2.5000E-04	0.021000000	2.5000E-05	1.5100E-04
	May	47.7000000	5.0000000	0.03440000	0.001800000	0.006300000	0.038000000	5.3000E-04	5.0000E-04	0.440000000	2.5000E-05	4.0000E-04
	June	60.8000000	10.2000000	0.04000000	0.001000000	0.007300000	0.042000000	5.0000E-04	5.0000E-04	0.081000000	4.0000E-05	2.5200E-04
	July	70.8000000	11.6000000	0.01980000	0.001000000	0.010200000	0.043000000	5.0000E-04	5.5000E-04	0.036000000	3.1000E-05	2.6000E-04
	August	65.5000000	9.6000000	0.03780000	0.002500000	0.002500000	0.043000000	3.8000E-04	5.0000E-04	0.027100000	2.4000E-05	1.7000E-04
	September	66.2000000	10.1000000	0.04560000	0.001800000	0.004700000	0.045000000	6.1000E-04	5.5000E-04	0.030100000	2.4000E-05	1.5000E-04
	October	76.0000000	13.6000000	0.05810000	0.001000000	0.013400000	0.039000000	2.5000E-04	2.5000E-04	0.027300000	3.0000E-05	1.8500E-04
	November	83.4000000	16.0000000	0.07930000	0.001000000	0.002500000	0.044000000	5.7000E-04	2.5000E-04	0.034700000	3.6000E-05	2.1800E-04
	December	79.5000000	12.9000000	0.09780000	0.003000000	0.006700000	0.039000000	2.5000E-04	2.5000E-04	0.027300000	3.4000E-05	2.2900E-04
Year 1	January	101.9761118	19.9084979	0.15311775	0.001000000	0.011905013	0.047989784	6.1035E-04	6.9921E-04	0.013514936	1.2949E-05	1.9801E-04
	February	98.1708441	20.1888418	0.15580231	0.000992503	0.007635791	0.047994702	2.4813E-04	5.5829E-04	0.021822844	1.5113E-05	3.1339E-04
	March	108.4694591	22.7116940	0.14796773	0.000987745	0.038078795	0.046049309	2.4694E-04	4.5031E-04	0.012494319	1.6297E-05	1.9957E-04
	April	104.0789500	16.0516257	0.09564621	0.001137143	0.007991679	0.057860143	4.8719E-04	2.5042E-04	0.020929510	2.5921E-05	1.5392E-04
	May	59.3968795	9.0111190	0.04431014	0.001664265	0.007547485	0.040732989	5.5249E-04	4.7699E-04	0.346776403	3.0382E-05	3.8971E-04
	June	68.0769658	14.9010014	0.04323695	0.001048052	0.005968768	0.040885443	5.3727E-04	5.1078E-04	0.062497396	3.9432E-05	2.2344E-04
	July	80.3421783	17.7967909	0.02684075	0.001000000	0.011618167	0.043103150	4.4172E-04	5.1716E-04	0.032065992	3.6337E-05	2.4446E-04
	August	76.7317550	15.6987294	0.04474994	0.002265606	0.002913426	0.042576390	3.7609E-04	4.9732E-04	0.025713299	3.8602E-05	1.8533E-04
	September	82.1252573	18.7343567	0.06276655	0.001606921	0.005252043	0.047083914	5.9069E-04	5.4183E-04	0.025896574	2.5403E-05	1.5298E-04
	October	87.8052962	19.1582152	0.07055436	0.001000000	0.011973300	0.042899889	2.6875E-04	2.7133E-04	0.024416410	2.9271E-05	1.7859E-04
	November	92.3544708	20.9098950	0.08553737	0.001183788	0.003317144	0.047220746	5.0749E-04	2.4804E-04	0.030415213	3.6272E-05	2.2198E-04
	December	87.2384140	17.6121105	0.10378803	0.002941191	0.006619982	0.038806410	2.4510E-04	2.4510E-04	0.024497016	3.4093E-05	2.1571E-04
January	101.9761118	19.9084979	0.15311775	0.001000000	0.011905013	0.047989784	6.1035E-04	6.9921E-04	0.013514936	1.2949E-05	1.9801E-04	

		Cadmium (Cd) Total mg/L	Copper (Cu) Total mg/L	Iron (Fe) Total mg/L	Lead (Pb) Total mg/L	Manganese (Mn) Total mg/L	Nickel (Ni) Total mg/L	Silver (Ag) Total mg/L	Selenium (Se) Total mg/L	Uranium (U) Total mg/L	Zinc (Zn) Total mg/L	Dissolved Organic Carbon mg/L
Year -1	January	4.1000E-05	3.4700E-04	0.171000000	4.2000E-05	0.082400000	3.6200E-04	2.5000E-06	2.9700E-04	8.6100E-04	0.003880000	1.430000000
	February	4.3000E-05	6.3300E-03	0.357000000	1.0100E-04	0.115000000	4.0800E-04	2.5000E-06	3.0400E-04	7.3300E-04	0.005090000	0.250000000
	March	2.7000E-05	2.6900E-04	0.221000000	2.3000E-05	0.094500000	3.4500E-04	2.5000E-06	3.2800E-04	7.8300E-04	0.002550000	1.290000000
	April	2.1000E-05	5.6000E-04	0.150000000	1.9600E-04	0.045000000	5.0000E-04	5.0000E-06	2.3600E-04	2.0600E-03	0.003800000	3.340000000
	May	4.0000E-05	2.1000E-03	0.085000000	5.0000E-05	0.079000000	2.0000E-03	5.0000E-06	1.3300E-04	6.2300E-04	0.008000000	7.080000000
	June	2.0000E-05	8.4000E-04	0.206000000	2.0400E-04	0.020000000	5.1900E-04	6.0000E-06	1.3800E-04	4.3300E-04	0.005020000	3.130000000
	July	2.7500E-05	6.0000E-04	0.119000000	6.9800E-05	0.038200000	5.0000E-04	5.0000E-06	1.5200E-04	5.8600E-04	0.003800000	2.900000000
	August	3.0000E-05	8.5000E-04	0.085400000	1.0000E-04	0.021500000	5.0000E-04	5.0000E-06	1.1100E-04	4.7300E-04	0.004560000	3.670000000
	September	2.5000E-05	5.7200E-04	0.080200000	1.2200E-04	0.017400000	4.8100E-04	3.8000E-06	1.1200E-04	5.1700E-04	0.004180000	3.560000000
	October	2.6000E-05	4.8300E-04	0.077900000	4.7000E-05	0.023300000	3.9500E-04	2.5000E-06	1.9800E-04	6.7600E-04	0.003160000	3.160000000
	November	4.1000E-05	5.2100E-04	0.103000000	8.5000E-05	0.037600000	4.3000E-04	2.5000E-06	2.5100E-04	8.0400E-04	0.004210000	3.710000000
	December	3.4000E-05	5.0000E-04	0.132000000	5.2000E-05	0.045000000	3.9800E-04	2.5000E-06	2.9600E-04	1.0700E-03	0.003770000	3.090000000
Year 0	January	4.1000E-05	3.4700E-04	0.171000000	4.2000E-05	0.082400000	3.6200E-04	2.5000E-06	2.9700E-04	8.6100E-04	0.003880000	1.430000000
	February	4.3000E-05	6.3300E-03	0.357000000	1.0100E-04	0.115000000	4.0800E-04	2.5000E-06	3.0400E-04	7.3300E-04	0.005090000	0.250000000
	March	2.7000E-05	2.6900E-04	0.221000000	2.3000E-05	0.094500000	3.4500E-04	2.5000E-06	3.2800E-04	7.8300E-04	0.002550000	1.290000000
	April	2.1000E-05	5.6000E-04	0.150000000	1.9600E-04	0.045000000	5.0000E-04	5.0000E-06	2.3600E-04	2.0600E-03	0.003800000	3.340000000
	May	4.0000E-05	2.1000E-03	0.085000000	5.0000E-05	0.079000000	2.0000E-03	5.0000E-06	1.3300E-04	6.2300E-04	0.008000000	7.080000000
	June	2.0000E-05	8.4000E-04	0.206000000	2.0400E-04	0.020000000	5.1900E-04	6.0000E-06	1.3800E-04	4.3300E-04	0.005020000	3.130000000
	July	2.7500E-05	6.0000E-04	0.119000000	6.9800E-05	0.038200000	5.0000E-04	5.0000E-06	1.5200E-04	5.8600E-04	0.003800000	2.900000000
	August	3.0000E-05	8.5000E-04	0.085400000	1.0000E-04	0.021500000	5.0000E-04	5.0000E-06	1.1100E-04	4.7300E-04	0.004560000	3.670000000
	September	2.5000E-05	5.7200E-04	0.080200000	1.2200E-04	0.017400000	4.8100E-04	3.8000E-06	1.1200E-04	5.1700E-04	0.004180000	3.560000000
	October	2.6000E-05	4.8300E-04	0.077900000	4.7000E-05	0.023300000	3.9500E-04	2.5000E-06	1.9800E-04	6.7600E-04	0.003160000	3.160000000
	November	4.1000E-05	5.2100E-04	0.103000000	8.5000E-05	0.037600000	4.3000E-04	2.5000E-06	2.5100E-04	8.0400E-04	0.004210000	3.710000000
	December	3.4000E-05	5.0000E-04	0.132000000	5.2000E-05	0.045000000	3.9800E-04	2.5000E-06	2.9600E-04	1.0700E-03	0.003770000	3.090000000
Year 1	January	7.2116E-05	3.6986E-04	0.207555775	5.3012E-05	0.076443615	3.5975E-04	2.5000E-06	5.6304E-04	1.3186E-03	0.011082871	1.370929962
	February	8.1942E-05	5.0603E-03	0.369916414	1.7597E-04	0.102555793	4.0715E-04	2.4813E-06	5.7162E-04	1.2558E-03	0.013604633	0.248125763
	March	7.0659E-05	3.0010E-04	0.239921108	3.9499E-05	0.078598279	3.4517E-04	2.4694E-06	6.9231E-04	1.5431E-03	0.011742406	1.097486282
	April	3.2471E-05	5.7046E-04	0.160222735	2.0811E-04	0.044126536	5.0141E-04	4.7719E-06	3.8883E-04	2.1892E-03	0.006018025	3.184418032
	May	7.3698E-05	2.1072E-03	0.130759994	1.5538E-04	0.065009472	1.6684E-03	4.3990E-06	3.3124E-04	8.0491E-04	0.012996362	6.247966156
	June	5.8009E-05	8.2410E-04	0.180622900	2.0437E-04	0.017719343	4.8341E-04	5.0505E-06	2.2732E-04	5.5243E-04	0.011434825	2.594328481
	July	7.7973E-05	6.7836E-04	0.121238688	8.0013E-05	0.031281401	4.6336E-04	4.9241E-06	2.6657E-04	7.6481E-04	0.012254059	2.513499632
	August	8.2753E-05	8.6501E-04	0.087146880	1.2099E-04	0.018828716	5.3741E-04	4.9732E-06	1.9597E-04	6.4952E-04	0.011175493	3.232529962
	September	9.5426E-05	6.2459E-04	0.091291338	1.2997E-04	0.016679655	4.7898E-04	3.4862E-06	3.1895E-04	8.4087E-04	0.015314025	2.958069431
	October	5.8985E-05	5.0572E-04	0.081970575	6.8255E-05	0.020429861	3.7914E-04	2.5000E-06	4.1009E-04	1.0051E-03	0.008122766	2.798805479
	November	7.8018E-05	5.1590E-04	0.143755545	8.8164E-05	0.043055264	4.1759E-04	2.4804E-06	4.4172E-04	1.0762E-03	0.011080846	3.141480905
	December	6.8659E-05	4.9196E-04	0.145931579	9.2028E-05	0.040946165	4.1132E-04	2.5963E-06	4.7459E-04	1.3391E-03	0.011330770	2.692191813
January	7.2116E-05	3.6986E-04	0.207555775	5.3012E-05	0.076443615	3.5975E-04	2.5000E-06	5.6304E-04	1.3186E-03	0.011082871	1.370929962	

		Hardness (from Total)	Sulphate Dissolved	Nitrate (N)	Nitrite (N)	Ammonia (N)	Fluoride (F)	Cyanide Total	Cyanide Weak Acid Dissociable	Aluminum (Al) Total	Antimony (Sb) Total	Arsenic (As) Total
		mg/L	mg/L	mg/L	mg/L	mg/L	mg/L	mg/L	mg/L	mg/L	mg/L	mg/L
Year 2	February	98.1708441	20.1888418	0.15580231	0.000992503	0.007635791	0.047994702	2.4813E-04	5.5829E-04	0.021822844	1.5113E-05	3.1339E-04
	March	108.4694591	22.7116940	0.14796773	0.000987745	0.038078795	0.046049309	2.4694E-04	4.5031E-04	0.012494319	1.6297E-05	1.9957E-04
	April	104.0789500	16.0516257	0.09564621	0.001137143	0.007991679	0.057860143	4.8719E-04	2.5042E-04	0.020929510	2.5921E-05	1.5392E-04
	May	59.3968795	9.0111190	0.04431014	0.001664265	0.007547485	0.040732989	5.5249E-04	4.7699E-04	0.346776403	3.0382E-05	3.8971E-04
	June	68.0769658	14.9010014	0.04323695	0.001048052	0.005968768	0.040885443	5.3727E-04	5.1078E-04	0.062497396	3.9432E-05	2.2344E-04
	July	80.3421783	17.7967909	0.02684075	0.001000000	0.011618167	0.043103150	4.4172E-04	5.1716E-04	0.032065992	3.6337E-05	2.4446E-04
	August	76.7317550	15.6987294	0.04474994	0.002265606	0.002913426	0.042576390	3.7609E-04	4.9732E-04	0.025713299	3.8602E-05	1.8533E-04
	September	82.1252573	18.7343567	0.06276655	0.001606921	0.005252043	0.047083914	5.9069E-04	5.4183E-04	0.025896574	2.5403E-05	1.5298E-04
	October	87.8052962	19.1582152	0.07055436	0.001000000	0.011973300	0.042899889	2.6875E-04	2.7133E-04	0.024416410	2.9271E-05	1.7859E-04
	November	92.3544708	20.9098950	0.08553737	0.001183788	0.003317144	0.047220746	5.0749E-04	2.4804E-04	0.030415213	3.6272E-05	2.2198E-04
	December	87.2384140	17.6121105	0.10378803	0.002941191	0.006619982	0.038806410	2.4510E-04	2.4510E-04	0.024497016	3.4093E-05	2.1571E-04

		Cadmium (Cd) Total	Copper (Cu) Total	Iron (Fe) Total	Lead (Pb) Total	Manganese (Mn) Total	Nickel (Ni) Total	Silver (Ag) Total	Selenium (Se) Total	Uranium (U) Total	Zinc (Zn) Total	Dissolved Organic Carbon
		mg/L	mg/L	mg/L	mg/L	mg/L	mg/L	mg/L	mg/L	mg/L	mg/L	mg/L
Year 2	February	8.1942E-05	5.0603E-03	0.369916414	1.7597E-04	0.102555793	4.0715E-04	2.4813E-06	5.7162E-04	1.2558E-03	0.013604633	0.248125763
	March	7.0659E-05	3.0010E-04	0.239921108	3.9499E-05	0.078598279	3.4517E-04	2.4694E-06	6.9231E-04	1.5431E-03	0.011742406	1.097486282
	April	3.2471E-05	5.7046E-04	0.160222735	2.0811E-04	0.044126536	5.0141E-04	4.7719E-06	3.8883E-04	2.1892E-03	0.006018025	3.184418032
	May	7.3698E-05	2.1072E-03	0.130759994	1.5538E-04	0.065009472	1.6684E-03	4.3990E-06	3.3124E-04	8.0491E-04	0.012996362	6.247966156
	June	5.8009E-05	8.2410E-04	0.180622900	2.0437E-04	0.017719343	4.8341E-04	5.0505E-06	2.2732E-04	5.5243E-04	0.011434825	2.594328481
	July	7.7973E-05	6.7836E-04	0.121238688	8.0013E-05	0.031281401	4.6336E-04	4.9241E-06	2.6657E-04	7.6481E-04	0.012254059	2.513499632
	August	8.2753E-05	8.6501E-04	0.087146880	1.2099E-04	0.018828716	5.3741E-04	4.9732E-06	1.9597E-04	6.4952E-04	0.011175493	3.232529962
	September	9.5426E-05	6.2459E-04	0.091291338	1.2997E-04	0.016679655	4.7898E-04	3.4862E-06	3.1895E-04	8.4087E-04	0.015314025	2.958069431
	October	5.8985E-05	5.0572E-04	0.081970575	6.8255E-05	0.020429861	3.7914E-04	2.5000E-06	4.1009E-04	1.0051E-03	0.008122766	2.798805479
	November	7.8018E-05	5.1590E-04	0.143755545	8.8164E-05	0.043055264	4.1759E-04	2.4804E-06	4.4172E-04	1.0762E-03	0.011080846	3.141480905
	December	6.8659E-05	4.9196E-04	0.145931579	9.2028E-05	0.040946165	4.1132E-04	2.5963E-06	4.7459E-04	1.3391E-03	0.011330770	2.692191813

		Hardness (from Total)	Sulphate Dissolved	Nitrate (N)	Nitrite (N)	Ammonia (N)	Fluoride (F)	Cyanide Total	Cyanide Weak Acid Dissociable	Aluminum (Al) Total	Antimony (Sb) Total	Arsenic (As) Total
		mg/L	mg/L	mg/L	mg/L	mg/L	mg/L	mg/L	mg/L	mg/L	mg/L	mg/L
Year 3	January	101.9761118	19.9084979	0.15311775	0.001000000	0.011905013	0.047989784	6.1035E-04	6.9921E-04	0.013514936	1.2949E-05	1.9801E-04
	February	98.1708441	20.1888418	0.15580231	0.000992503	0.007635791	0.047994702	2.4813E-04	5.5829E-04	0.021822844	1.5113E-05	3.1339E-04
	March	108.4694591	22.7116940	0.14796773	0.000987745	0.038078795	0.046049309	2.4694E-04	4.5031E-04	0.012494319	1.6297E-05	1.9957E-04
	April	104.0789500	16.0516257	0.09564621	0.001137143	0.007991679	0.057860143	4.8719E-04	2.5042E-04	0.020929510	2.5921E-05	1.5392E-04
	May	59.3968795	9.0111190	0.04431014	0.001664265	0.007547485	0.040732989	5.5249E-04	4.7699E-04	0.346776403	3.0382E-05	3.8971E-04
	June	68.0769658	14.9010014	0.04323695	0.001048052	0.005968768	0.040885443	5.3727E-04	5.1078E-04	0.062497396	3.9432E-05	2.2344E-04
	July	80.3421783	17.7967909	0.02684075	0.001000000	0.011618167	0.043103150	4.4172E-04	5.1716E-04	0.032065992	3.6337E-05	2.4446E-04
	August	76.7317550	15.6987294	0.04474994	0.002265606	0.002913426	0.042576390	3.7609E-04	4.9732E-04	0.025713299	3.8602E-05	1.8533E-04
	September	82.1252573	18.7343567	0.06276655	0.001606921	0.005252043	0.047083914	5.9069E-04	5.4183E-04	0.025896574	2.5403E-05	1.5298E-04
	October	87.8052962	19.1582152	0.07055436	0.001000000	0.011973300	0.042899889	2.6875E-04	2.7133E-04	0.024416410	2.9271E-05	1.7859E-04
	November	92.3544708	20.9098950	0.08553737	0.001183788	0.003317144	0.047220746	5.0749E-04	2.4804E-04	0.030415213	3.6272E-05	2.2198E-04
	December	87.2384140	17.6121105	0.10378803	0.002941191	0.006619982	0.038806410	2.4510E-04	2.4510E-04	0.024497016	3.4093E-05	2.1571E-04
Year 4	January	101.9761118	19.9084979	0.15311775	0.001000000	0.011905013	0.047989784	6.1035E-04	6.9921E-04	0.013514936	1.2949E-05	1.9801E-04
	February	98.1708441	20.1888418	0.15580231	0.000992503	0.007635791	0.047994702	2.4813E-04	5.5829E-04	0.021822844	1.5113E-05	3.1339E-04
	March	108.4694591	22.7116940	0.14796773	0.000987745	0.038078795	0.046049309	2.4694E-04	4.5031E-04	0.012494319	1.6297E-05	1.9957E-04
	April	104.0789500	16.0516257	0.09564621	0.001137143	0.007991679	0.057860143	4.8719E-04	2.5042E-04	0.020929510	2.5921E-05	1.5392E-04
	May	59.3968795	9.0111190	0.04431014	0.001664265	0.007547485	0.040732989	5.5249E-04	4.7699E-04	0.346776403	3.0382E-05	3.8971E-04
	June	68.0769658	14.9010014	0.04323695	0.001048052	0.005968768	0.040885443	5.3727E-04	5.1078E-04	0.062497396	3.9432E-05	2.2344E-04
	July	80.3421783	17.7967909	0.02684075	0.001000000	0.011618167	0.043103150	4.4172E-04	5.1716E-04	0.032065992	3.6337E-05	2.4446E-04
	August	76.7317550	15.6987294	0.04474994	0.002265606	0.002913426	0.042576390	3.7609E-04	4.9732E-04	0.025713299	3.8602E-05	1.8533E-04
	September	82.1252573	18.7343567	0.06276655	0.001606921	0.005252043	0.047083914	5.9069E-04	5.4183E-04	0.025896574	2.5403E-05	1.5298E-04
	October	87.8052962	19.1582152	0.07055436	0.001000000	0.011973300	0.042899889	2.6875E-04	2.7133E-04	0.024416410	2.9271E-05	1.7859E-04
	November	92.3544708	20.9098950	0.08553737	0.001183788	0.003317144	0.047220746	5.0749E-04	2.4804E-04	0.030415213	3.6272E-05	2.2198E-04
	December	87.2384140	17.6121105	0.10378803	0.002941191	0.006619982	0.038806410	2.4510E-04	2.4510E-04	0.024497016	3.4093E-05	2.1571E-04
Year 5	January	101.9761118	19.9084979	0.15311775	0.001000000	0.011905013	0.047989784	6.1035E-04	6.9921E-04	0.013514936	1.2949E-05	1.9801E-04
	February	98.1708441	20.1888418	0.15580231	0.000992503	0.007635791	0.047994702	2.4813E-04	5.5829E-04	0.021822844	1.5113E-05	3.1339E-04
	March	108.4694591	22.7116940	0.14796773	0.000987745	0.038078795	0.046049309	2.4694E-04	4.5031E-04	0.012494319	1.6297E-05	1.9957E-04
	April	104.0789500	16.0516257	0.09564621	0.001137143	0.007991679	0.057860143	4.8719E-04	2.5042E-04	0.020929510	2.5921E-05	1.5392E-04
	May	59.3968795	9.0111190	0.04431014	0.001664265	0.007547485	0.040732989	5.5249E-04	4.7699E-04	0.346776403	3.0382E-05	3.8971E-04
	June	68.0769658	14.9010014	0.04323695	0.001048052	0.005968768	0.040885443	5.3727E-04	5.1078E-04	0.062497396	3.9432E-05	2.2344E-04
	July	80.3421783	17.7967909	0.02684075	0.001000000	0.011618167	0.043103150	4.4172E-04	5.1716E-04	0.032065992	3.6337E-05	2.4446E-04
	August	76.7317550	15.6987294	0.04474994	0.002265606	0.002913426	0.042576390	3.7609E-04	4.9732E-04	0.025713299	3.8602E-05	1.8533E-04
	September	82.1252573	18.7343567	0.06276655	0.001606921	0.005252043	0.047083914	5.9069E-04	5.4183E-04	0.025896574	2.5403E-05	1.5298E-04
	October	87.8052962	19.1582152	0.07055436	0.001000000	0.011973300	0.042899889	2.6875E-04	2.7133E-04	0.024416410	2.9271E-05	1.7859E-04
	November	92.3544708	20.9098950	0.08553737	0.001183788	0.003317144	0.047220746	5.0749E-04	2.4804E-04	0.030415213	3.6272E-05	2.2198E-04
	December	87.2384140	17.6121105	0.10378803	0.002941191	0.006619982	0.038806410	2.4510E-04	2.4510E-04	0.024497016	3.4093E-05	2.1571E-04
January	101.9761118	19.9084979	0.15311775	0.001000000	0.011905013	0.047989784	6.1035E-04	6.9921E-04	0.013514936	1.2949E-05	1.9801E-04	

		Cadmium (Cd) Total mg/L	Copper (Cu) Total mg/L	Iron (Fe) Total mg/L	Lead (Pb) Total mg/L	Manganese (Mn) Total mg/L	Nickel (Ni) Total mg/L	Silver (Ag) Total mg/L	Selenium (Se) Total mg/L	Uranium (U) Total mg/L	Zinc (Zn) Total mg/L	Dissolved Organic Carbon mg/L
Year 3	January	7.2116E-05	3.6986E-04	0.207555775	5.3012E-05	0.076443615	3.5975E-04	2.5000E-06	5.6304E-04	1.3186E-03	0.011082871	1.370929962
	February	8.1942E-05	5.0603E-03	0.369916414	1.7597E-04	0.102555793	4.0715E-04	2.4813E-06	5.7162E-04	1.2558E-03	0.013604633	0.248125763
	March	7.0659E-05	3.0010E-04	0.239921108	3.9499E-05	0.078598279	3.4517E-04	2.4694E-06	6.9231E-04	1.5431E-03	0.011742406	1.097486282
	April	3.2471E-05	5.7046E-04	0.160222735	2.0811E-04	0.044126536	5.0141E-04	4.7719E-06	3.8883E-04	2.1892E-03	0.006018025	3.184418032
	May	7.3698E-05	2.1072E-03	0.130759994	1.5538E-04	0.065009472	1.6684E-03	4.3990E-06	3.3124E-04	8.0491E-04	0.012996362	6.247966156
	June	5.8009E-05	8.2410E-04	0.180622900	2.0437E-04	0.017719343	4.8341E-04	5.0505E-06	2.2732E-04	5.5243E-04	0.011434825	2.594328481
	July	7.7973E-05	6.7836E-04	0.121238688	8.0013E-05	0.031281401	4.6336E-04	4.9241E-06	2.6657E-04	7.6481E-04	0.012254059	2.513499632
	August	8.2753E-05	8.6501E-04	0.087146880	1.2099E-04	0.018828716	5.3741E-04	4.9732E-06	1.9597E-04	6.4952E-04	0.011175493	3.232529962
	September	9.5426E-05	6.2459E-04	0.091291338	1.2997E-04	0.016679655	4.7898E-04	3.4862E-06	3.1895E-04	8.4087E-04	0.015314025	2.958069431
	October	5.8985E-05	5.0572E-04	0.081970575	6.8255E-05	0.020429861	3.7914E-04	2.5000E-06	4.1009E-04	1.0051E-03	0.008122766	2.798805479
	November	7.8018E-05	5.1590E-04	0.143755545	8.8164E-05	0.043055264	4.1759E-04	2.4804E-06	4.4172E-04	1.0762E-03	0.011080846	3.141480905
	December	6.8659E-05	4.9196E-04	0.145931579	9.2028E-05	0.040946165	4.1132E-04	2.5963E-06	4.7459E-04	1.3391E-03	0.011330770	2.692191813
Year 4	January	7.2116E-05	3.6986E-04	0.207555775	5.3012E-05	0.076443615	3.5975E-04	2.5000E-06	5.6304E-04	1.3186E-03	0.011082871	1.370929962
	February	8.1942E-05	5.0603E-03	0.369916414	1.7597E-04	0.102555793	4.0715E-04	2.4813E-06	5.7162E-04	1.2558E-03	0.013604633	0.248125763
	March	7.0659E-05	3.0010E-04	0.239921108	3.9499E-05	0.078598279	3.4517E-04	2.4694E-06	6.9231E-04	1.5431E-03	0.011742406	1.097486282
	April	3.2471E-05	5.7046E-04	0.160222735	2.0811E-04	0.044126536	5.0141E-04	4.7719E-06	3.8883E-04	2.1892E-03	0.006018025	3.184418032
	May	7.3698E-05	2.1072E-03	0.130759994	1.5538E-04	0.065009472	1.6684E-03	4.3990E-06	3.3124E-04	8.0491E-04	0.012996362	6.247966156
	June	5.8009E-05	8.2410E-04	0.180622900	2.0437E-04	0.017719343	4.8341E-04	5.0505E-06	2.2732E-04	5.5243E-04	0.011434825	2.594328481
	July	7.7973E-05	6.7836E-04	0.121238688	8.0013E-05	0.031281401	4.6336E-04	4.9241E-06	2.6657E-04	7.6481E-04	0.012254059	2.513499632
	August	8.2753E-05	8.6501E-04	0.087146880	1.2099E-04	0.018828716	5.3741E-04	4.9732E-06	1.9597E-04	6.4952E-04	0.011175493	3.232529962
	September	9.5426E-05	6.2459E-04	0.091291338	1.2997E-04	0.016679655	4.7898E-04	3.4862E-06	3.1895E-04	8.4087E-04	0.015314025	2.958069431
	October	5.8985E-05	5.0572E-04	0.081970575	6.8255E-05	0.020429861	3.7914E-04	2.5000E-06	4.1009E-04	1.0051E-03	0.008122766	2.798805479
	November	7.8018E-05	5.1590E-04	0.143755545	8.8164E-05	0.043055264	4.1759E-04	2.4804E-06	4.4172E-04	1.0762E-03	0.011080846	3.141480905
	December	6.8659E-05	4.9196E-04	0.145931579	9.2028E-05	0.040946165	4.1132E-04	2.5963E-06	4.7459E-04	1.3391E-03	0.011330770	2.692191813
Year 5	January	7.2116E-05	3.6986E-04	0.207555775	5.3012E-05	0.076443615	3.5975E-04	2.5000E-06	5.6304E-04	1.3186E-03	0.011082871	1.370929962
	February	8.1942E-05	5.0603E-03	0.369916414	1.7597E-04	0.102555793	4.0715E-04	2.4813E-06	5.7162E-04	1.2558E-03	0.013604633	0.248125763
	March	7.0659E-05	3.0010E-04	0.239921108	3.9499E-05	0.078598279	3.4517E-04	2.4694E-06	6.9231E-04	1.5431E-03	0.011742406	1.097486282
	April	3.2471E-05	5.7046E-04	0.160222735	2.0811E-04	0.044126536	5.0141E-04	4.7719E-06	3.8883E-04	2.1892E-03	0.006018025	3.184418032
	May	7.3698E-05	2.1072E-03	0.130759994	1.5538E-04	0.065009472	1.6684E-03	4.3990E-06	3.3124E-04	8.0491E-04	0.012996362	6.247966156
	June	5.8009E-05	8.2410E-04	0.180622900	2.0437E-04	0.017719343	4.8341E-04	5.0505E-06	2.2732E-04	5.5243E-04	0.011434825	2.594328481
	July	7.7973E-05	6.7836E-04	0.121238688	8.0013E-05	0.031281401	4.6336E-04	4.9241E-06	2.6657E-04	7.6481E-04	0.012254059	2.513499632
	August	8.2753E-05	8.6501E-04	0.087146880	1.2099E-04	0.018828716	5.3741E-04	4.9732E-06	1.9597E-04	6.4952E-04	0.011175493	3.232529962
	September	9.5426E-05	6.2459E-04	0.091291338	1.2997E-04	0.016679655	4.7898E-04	3.4862E-06	3.1895E-04	8.4087E-04	0.015314025	2.958069431
	October	5.8985E-05	5.0572E-04	0.081970575	6.8255E-05	0.020429861	3.7914E-04	2.5000E-06	4.1009E-04	1.0051E-03	0.008122766	2.798805479
	November	7.8018E-05	5.1590E-04	0.143755545	8.8164E-05	0.043055264	4.1759E-04	2.4804E-06	4.4172E-04	1.0762E-03	0.011080846	3.141480905
	December	6.8659E-05	4.9196E-04	0.145931579	9.2028E-05	0.040946165	4.1132E-04	2.5963E-06	4.7459E-04	1.3391E-03	0.011330770	2.692191813
January	7.2116E-05	3.6986E-04	0.207555775	5.3012E-05	0.076443615	3.5975E-04	2.5000E-06	5.6304E-04	1.3186E-03	0.011082871	1.370929962	

		Hardness (from Total)	Sulphate Dissolved	Nitrate (N)	Nitrite (N)	Ammonia (N)	Fluoride (F)	Cyanide Total	Cyanide Weak Acid Dissociable	Aluminum (Al) Total	Antimony (Sb) Total	Arsenic (As) Total
		mg/L	mg/L	mg/L	mg/L	mg/L	mg/L	mg/L	mg/L	mg/L	mg/L	mg/L
Year 6	February	98.1708441	20.1888418	0.15580231	0.000992503	0.007635791	0.047994702	2.4813E-04	5.5829E-04	0.021822844	1.5113E-05	3.1339E-04
	March	108.4694591	22.7116940	0.14796773	0.000987745	0.038078795	0.046049309	2.4694E-04	4.5031E-04	0.012494319	1.6297E-05	1.9957E-04
	April	104.0789500	16.0516257	0.09564621	0.001137143	0.007991679	0.057860143	4.8719E-04	2.5042E-04	0.020929510	2.5921E-05	1.5392E-04
	May	59.3968795	9.0111190	0.04431014	0.001664265	0.007547485	0.040732989	5.5249E-04	4.7699E-04	0.346776403	3.0382E-05	3.8971E-04
	June	68.0769658	14.9010014	0.04323695	0.001048052	0.005968768	0.040885443	5.3727E-04	5.1078E-04	0.062497396	3.9432E-05	2.2344E-04
	July	80.3421783	17.7967909	0.02684075	0.001000000	0.011618167	0.043103150	4.4172E-04	5.1716E-04	0.032065992	3.6337E-05	2.4446E-04
	August	76.7317550	15.6987294	0.04474994	0.002265606	0.002913426	0.042576390	3.7609E-04	4.9732E-04	0.025713299	3.8602E-05	1.8533E-04
	September	82.1252573	18.7343567	0.06276655	0.001606921	0.005252043	0.047083914	5.9069E-04	5.4183E-04	0.025896574	2.5403E-05	1.5298E-04
	October	87.8052962	19.1582152	0.07055436	0.001000000	0.011973300	0.042899889	2.6875E-04	2.7133E-04	0.024416410	2.9271E-05	1.7859E-04
	November	92.3544708	20.9098950	0.08553737	0.001183788	0.003317144	0.047220746	5.0749E-04	2.4804E-04	0.030415213	3.6272E-05	2.2198E-04
	December	87.2384140	17.6121105	0.10378803	0.002941191	0.006619982	0.038806410	2.4510E-04	2.4510E-04	0.024497016	3.4093E-05	2.1571E-04

		Cadmium (Cd) Total	Copper (Cu) Total	Iron (Fe) Total	Lead (Pb) Total	Manganese (Mn) Total	Nickel (Ni) Total	Silver (Ag) Total	Selenium (Se) Total	Uranium (U) Total	Zinc (Zn) Total	Dissolved Organic Carbon
		mg/L	mg/L	mg/L	mg/L	mg/L	mg/L	mg/L	mg/L	mg/L	mg/L	mg/L
Year 6	February	8.1942E-05	5.0603E-03	0.369916414	1.7597E-04	0.102555793	4.0715E-04	2.4813E-06	5.7162E-04	1.2558E-03	0.013604633	0.248125763
	March	7.0659E-05	3.0010E-04	0.239921108	3.9499E-05	0.078598279	3.4517E-04	2.4694E-06	6.9231E-04	1.5431E-03	0.011742406	1.097486282
	April	3.2471E-05	5.7046E-04	0.160222735	2.0811E-04	0.044126536	5.0141E-04	4.7719E-06	3.8883E-04	2.1892E-03	0.006018025	3.184418032
	May	7.3698E-05	2.1072E-03	0.130759994	1.5538E-04	0.065009472	1.6684E-03	4.3990E-06	3.3124E-04	8.0491E-04	0.012996362	6.247966156
	June	5.8009E-05	8.2410E-04	0.180622900	2.0437E-04	0.017719343	4.8341E-04	5.0505E-06	2.2732E-04	5.5243E-04	0.011434825	2.594328481
	July	7.7973E-05	6.7836E-04	0.121238688	8.0013E-05	0.031281401	4.6336E-04	4.9241E-06	2.6657E-04	7.6481E-04	0.012254059	2.513499632
	August	8.2753E-05	8.6501E-04	0.087146880	1.2099E-04	0.018828716	5.3741E-04	4.9732E-06	1.9597E-04	6.4952E-04	0.011175493	3.232529962
	September	9.5426E-05	6.2459E-04	0.091291338	1.2997E-04	0.016679655	4.7898E-04	3.4862E-06	3.1895E-04	8.4087E-04	0.015314025	2.958069431
	October	5.8985E-05	5.0572E-04	0.081970575	6.8255E-05	0.020429861	3.7914E-04	2.5000E-06	4.1009E-04	1.0051E-03	0.008122766	2.798805479
	November	7.8018E-05	5.1590E-04	0.143755545	8.8164E-05	0.043055264	4.1759E-04	2.4804E-06	4.4172E-04	1.0762E-03	0.011080846	3.141480905
	December	6.8659E-05	4.9196E-04	0.145931579	9.2028E-05	0.040946165	4.1132E-04	2.5963E-06	4.7459E-04	1.3391E-03	0.011330770	2.692191813

		Hardness (from Total)	Sulphate Dissolved	Nitrate (N)	Nitrite (N)	Ammonia (N)	Fluoride (F)	Cyanide Total	Cyanide Weak Acid Dissociable	Aluminum (Al) Total	Antimony (Sb) Total	Arsenic (As) Total
		mg/L	mg/L	mg/L	mg/L	mg/L	mg/L	mg/L	mg/L	mg/L	mg/L	mg/L
Year 7	January	101.9761118	19.9084979	0.15311775	0.001000000	0.011905013	0.047989784	6.1035E-04	6.9921E-04	0.013514936	1.2949E-05	1.9801E-04
	February	98.1708441	20.1888418	0.15580231	0.000992503	0.007635791	0.047994702	2.4813E-04	5.5829E-04	0.021822844	1.5113E-05	3.1339E-04
	March	108.4694591	22.7116940	0.14796773	0.000987745	0.038078795	0.046049309	2.4694E-04	4.5031E-04	0.012494319	1.6297E-05	1.9957E-04
	April	104.0789500	16.0516257	0.09564621	0.001137143	0.007991679	0.057860143	4.8719E-04	2.5042E-04	0.020929510	2.5921E-05	1.5392E-04
	May	59.3968795	9.0111190	0.04431014	0.001664265	0.007547485	0.040732989	5.5249E-04	4.7699E-04	0.346776403	3.0382E-05	3.8971E-04
	June	68.0769658	14.9010014	0.04323695	0.001048052	0.005968768	0.040885443	5.3727E-04	5.1078E-04	0.062497396	3.9432E-05	2.2344E-04
	July	80.3421783	17.7967909	0.02684075	0.001000000	0.011618167	0.043103150	4.4172E-04	5.1716E-04	0.032065992	3.6337E-05	2.4446E-04
	August	76.7317550	15.6987294	0.04474994	0.002265606	0.002913426	0.042576390	3.7609E-04	4.9732E-04	0.025713299	3.8602E-05	1.8533E-04
	September	82.1252573	18.7343567	0.06276655	0.001606921	0.005252043	0.047083914	5.9069E-04	5.4183E-04	0.025896574	2.5403E-05	1.5298E-04
	October	87.8052962	19.1582152	0.07055436	0.001000000	0.011973300	0.042899889	2.6875E-04	2.7133E-04	0.024416410	2.9271E-05	1.7859E-04
	November	92.3544708	20.9098950	0.08553737	0.001183788	0.003317144	0.047220746	5.0749E-04	2.4804E-04	0.030415213	3.6272E-05	2.2198E-04
	December	87.2384140	17.6121105	0.10378803	0.002941191	0.006619982	0.038806410	2.4510E-04	2.4510E-04	0.024497016	3.4093E-05	2.1571E-04
Year 8	January	101.9761118	19.9084979	0.15311775	0.001000000	0.011905013	0.047989784	6.1035E-04	6.9921E-04	0.013514936	1.2949E-05	1.9801E-04
	February	98.1708441	20.1888418	0.15580231	0.000992503	0.007635791	0.047994702	2.4813E-04	5.5829E-04	0.021822844	1.5113E-05	3.1339E-04
	March	108.4694591	22.7116940	0.14796773	0.000987745	0.038078795	0.046049309	2.4694E-04	4.5031E-04	0.012494319	1.6297E-05	1.9957E-04
	April	104.0789500	16.0516257	0.09564621	0.001137143	0.007991679	0.057860143	4.8719E-04	2.5042E-04	0.020929510	2.5921E-05	1.5392E-04
	May	59.3968795	9.0111190	0.04431014	0.001664265	0.007547485	0.040732989	5.5249E-04	4.7699E-04	0.346776403	3.0382E-05	3.8971E-04
	June	68.0769658	14.9010014	0.04323695	0.001048052	0.005968768	0.040885443	5.3727E-04	5.1078E-04	0.062497396	3.9432E-05	2.2344E-04
	July	80.3421783	17.7967909	0.02684075	0.001000000	0.011618167	0.043103150	4.4172E-04	5.1716E-04	0.032065992	3.6337E-05	2.4446E-04
	August	76.7317550	15.6987294	0.04474994	0.002265606	0.002913426	0.042576390	3.7609E-04	4.9732E-04	0.025713299	3.8602E-05	1.8533E-04
	September	82.1252573	18.7343567	0.06276655	0.001606921	0.005252043	0.047083914	5.9069E-04	5.4183E-04	0.025896574	2.5403E-05	1.5298E-04
	October	87.8052962	19.1582152	0.07055436	0.001000000	0.011973300	0.042899889	2.6875E-04	2.7133E-04	0.024416410	2.9271E-05	1.7859E-04
	November	92.3544708	20.9098950	0.08553737	0.001183788	0.003317144	0.047220746	5.0749E-04	2.4804E-04	0.030415213	3.6272E-05	2.2198E-04
	December	87.2384140	17.6121105	0.10378803	0.002941191	0.006619982	0.038806410	2.4510E-04	2.4510E-04	0.024497016	3.4093E-05	2.1571E-04
Year 9	January	101.9761118	19.9084979	0.15311775	0.001000000	0.011905013	0.047989784	6.1035E-04	6.9921E-04	0.013514936	1.2949E-05	1.9801E-04
	February	98.1708441	20.1888418	0.15580231	0.000992503	0.007635791	0.047994702	2.4813E-04	5.5829E-04	0.021822844	1.5113E-05	3.1339E-04
	March	108.4694591	22.7116940	0.14796773	0.000987745	0.038078795	0.046049309	2.4694E-04	4.5031E-04	0.012494319	1.6297E-05	1.9957E-04
	April	104.0789500	16.0516257	0.09564621	0.001137143	0.007991679	0.057860143	4.8719E-04	2.5042E-04	0.020929510	2.5921E-05	1.5392E-04
	May	59.3968795	9.0111190	0.04431014	0.001664265	0.007547485	0.040732989	5.5249E-04	4.7699E-04	0.346776403	3.0382E-05	3.8971E-04
	June	68.0769658	14.9010014	0.04323695	0.001048052	0.005968768	0.040885443	5.3727E-04	5.1078E-04	0.06249740	3.9432E-05	2.2344E-04
	July	80.3421783	17.7967909	0.02684075	0.001000000	0.011618167	0.043103150	4.4172E-04	5.1716E-04	0.032065992	3.6337E-05	2.4446E-04
	August	76.7317550	15.6987294	0.04474994	0.002265606	0.002913426	0.042576390	3.7609E-04	4.9732E-04	0.025713299	3.8602E-05	1.8533E-04
	September	82.1252573	18.7343567	0.06276655	0.001606921	0.005252043	0.047083914	5.9069E-04	5.4183E-04	0.025896574	2.5403E-05	1.5298E-04
	October	87.8052962	19.1582152	0.07055436	0.001000000	0.011973300	0.042899889	2.6875E-04	2.7133E-04	0.024416410	2.9271E-05	1.7859E-04
	November	92.3544708	20.9098950	0.08553737	0.001183788	0.003317144	0.047220746	5.0749E-04	2.4804E-04	0.030415213	3.6272E-05	2.2198E-04
	December	87.2384140	17.6121105	0.10378803	0.002941191	0.006619982	0.038806410	2.4510E-04	2.4510E-04	0.024497016	3.4093E-05	2.1571E-04
January	101.9761118	19.9084979	0.15311775	0.001000000	0.011905013	0.047989784	6.1035E-04	6.9921E-04	0.013514936	1.2949E-05	1.9801E-04	

		Cadmium (Cd) Total mg/L	Copper (Cu) Total mg/L	Iron (Fe) Total mg/L	Lead (Pb) Total mg/L	Manganese (Mn) Total mg/L	Nickel (Ni) Total mg/L	Silver (Ag) Total mg/L	Selenium (Se) Total mg/L	Uranium (U) Total mg/L	Zinc (Zn) Total mg/L	Dissolved Organic Carbon mg/L
Year 7	January	7.2116E-05	3.6986E-04	0.207555775	5.3012E-05	0.076443615	3.5975E-04	2.5000E-06	5.6304E-04	1.3186E-03	0.011082871	1.370929962
	February	8.1942E-05	5.0603E-03	0.369916414	1.7597E-04	0.102555793	4.0715E-04	2.4813E-06	5.7162E-04	1.2558E-03	0.013604633	0.248125763
	March	7.0659E-05	3.0010E-04	0.239921108	3.9499E-05	0.078598279	3.4517E-04	2.4694E-06	6.9231E-04	1.5431E-03	0.011742406	1.097486282
	April	3.2471E-05	5.7046E-04	0.160222735	2.0811E-04	0.044126536	5.0141E-04	4.7719E-06	3.8883E-04	2.1892E-03	0.006018025	3.184418032
	May	7.3698E-05	2.1072E-03	0.130759994	1.5538E-04	0.065009472	1.6684E-03	4.3990E-06	3.3124E-04	8.0491E-04	0.012996362	6.247966156
	June	5.8009E-05	8.2410E-04	0.180622900	2.0437E-04	0.017719343	4.8341E-04	5.0505E-06	2.2732E-04	5.5243E-04	0.011434825	2.594328481
	July	7.7973E-05	6.7836E-04	0.121238688	8.0013E-05	0.031281401	4.6336E-04	4.9241E-06	2.6657E-04	7.6481E-04	0.012254059	2.513499632
	August	8.2753E-05	8.6501E-04	0.087146880	1.2099E-04	0.018828716	5.3741E-04	4.9732E-06	1.9597E-04	6.4952E-04	0.011175493	3.232529962
	September	9.5426E-05	6.2459E-04	0.091291338	1.2997E-04	0.016679655	4.7898E-04	3.4862E-06	3.1895E-04	8.4087E-04	0.015314025	2.958069431
	October	5.8985E-05	5.0572E-04	0.081970575	6.8255E-05	0.020429861	3.7914E-04	2.5000E-06	4.1009E-04	1.0051E-03	0.008122766	2.798805479
	November	7.8018E-05	5.1590E-04	0.143755545	8.8164E-05	0.043055264	4.1759E-04	2.4804E-06	4.4172E-04	1.0762E-03	0.011080846	3.141480905
	December	6.8659E-05	4.9196E-04	0.145931579	9.2028E-05	0.040946165	4.1132E-04	2.5963E-06	4.7459E-04	1.3391E-03	0.011330770	2.692191813
Year 8	January	7.2116E-05	3.6986E-04	0.207555775	5.3012E-05	0.076443615	3.5975E-04	2.5000E-06	5.6304E-04	1.3186E-03	0.011082871	1.370929962
	February	8.1942E-05	5.0603E-03	0.369916414	1.7597E-04	0.102555793	4.0715E-04	2.4813E-06	5.7162E-04	1.2558E-03	0.013604633	0.248125763
	March	7.0659E-05	3.0010E-04	0.239921108	3.9499E-05	0.078598279	3.4517E-04	2.4694E-06	6.9231E-04	1.5431E-03	0.011742406	1.097486282
	April	3.2471E-05	5.7046E-04	0.160222735	2.0811E-04	0.044126536	5.0141E-04	4.7719E-06	3.8883E-04	2.1892E-03	0.006018025	3.184418032
	May	7.3698E-05	2.1072E-03	0.130759994	1.5538E-04	0.065009472	1.6684E-03	4.3990E-06	3.3124E-04	8.0491E-04	0.012996362	6.247966156
	June	5.8009E-05	8.2410E-04	0.180622900	2.0437E-04	0.017719343	4.8341E-04	5.0505E-06	2.2732E-04	5.5243E-04	0.011434825	2.594328481
	July	7.7973E-05	6.7836E-04	0.121238688	8.0013E-05	0.031281401	4.6336E-04	4.9241E-06	2.6657E-04	7.6481E-04	0.012254059	2.513499632
	August	8.2753E-05	8.6501E-04	0.087146880	1.2099E-04	0.018828716	5.3741E-04	4.9732E-06	1.9597E-04	6.4952E-04	0.011175493	3.232529962
	September	9.5426E-05	6.2459E-04	0.091291338	1.2997E-04	0.016679655	4.7898E-04	3.4862E-06	3.1895E-04	8.4087E-04	0.015314025	2.958069431
	October	5.8985E-05	5.0572E-04	0.081970575	6.8255E-05	0.020429861	3.7914E-04	2.5000E-06	4.1009E-04	1.0051E-03	0.008122766	2.798805479
	November	7.8018E-05	5.1590E-04	0.143755545	8.8164E-05	0.043055264	4.1759E-04	2.4804E-06	4.4172E-04	1.0762E-03	0.011080846	3.141480905
	December	6.8659E-05	4.9196E-04	0.145931579	9.2028E-05	0.040946165	4.1132E-04	2.5963E-06	4.7459E-04	1.3391E-03	0.011330770	2.692191813
Year 9	January	7.2116E-05	3.6986E-04	0.207555775	5.3012E-05	0.076443615	3.5975E-04	2.5000E-06	5.6304E-04	1.3186E-03	0.011082871	1.370929962
	February	8.1942E-05	5.0603E-03	0.369916414	1.7597E-04	0.102555793	4.0715E-04	2.4813E-06	5.7162E-04	1.2558E-03	0.013604633	0.248125763
	March	7.0659E-05	3.0010E-04	0.239921108	3.9499E-05	0.078598279	3.4517E-04	2.4694E-06	6.9231E-04	1.5431E-03	0.011742406	1.097486282
	April	3.2471E-05	5.7046E-04	0.160222735	2.0811E-04	0.044126536	5.0141E-04	4.7719E-06	3.8883E-04	2.1892E-03	0.006018025	3.184418032
	May	7.3698E-05	2.1072E-03	0.130759994	1.5538E-04	0.065009472	1.6684E-03	4.3990E-06	3.3124E-04	8.0491E-04	0.012996362	6.247966156
	June	5.8009E-05	8.2410E-04	0.180622900	2.0437E-04	0.017719343	4.8341E-04	5.0505E-06	2.2732E-04	0.000552435	0.011434825	2.594328481
	July	7.7973E-05	6.7836E-04	0.121238688	8.0013E-05	0.031281401	4.6336E-04	4.9241E-06	2.6657E-04	7.6481E-04	0.012254059	2.513499632
	August	8.2753E-05	8.6501E-04	0.087146880	1.2099E-04	0.018828716	5.3741E-04	4.9732E-06	1.9597E-04	6.4952E-04	0.011175493	3.232529962
	September	9.5426E-05	6.2459E-04	0.091291338	1.2997E-04	0.016679655	4.7898E-04	3.4862E-06	3.1895E-04	8.4087E-04	0.015314025	2.958069431
	October	5.8985E-05	5.0572E-04	0.081970575	6.8255E-05	0.020429861	3.7914E-04	2.5000E-06	4.1009E-04	1.0051E-03	0.008122766	2.798805479
	November	7.8018E-05	5.1590E-04	0.143755545	8.8164E-05	0.043055264	4.1759E-04	2.4804E-06	4.4172E-04	1.0762E-03	0.011080846	3.141480905
	December	6.8659E-05	4.9196E-04	0.145931579	9.2028E-05	0.040946165	4.1132E-04	2.5963E-06	4.7459E-04	1.3391E-03	0.011330770	2.692191813
January	7.2116E-05	3.6986E-04	0.207555775	5.3012E-05	0.076443615	3.5975E-04	2.5000E-06	5.6304E-04	1.3186E-03	0.011082871	1.370929962	

		Hardness (from Total)	Sulphate Dissolved	Nitrate (N)	Nitrite (N)	Ammonia (N)	Fluoride (F)	Cyanide Total	Cyanide Weak Acid Dissociable	Aluminum (Al) Total	Antimony (Sb) Total	Arsenic (As) Total
		mg/L	mg/L	mg/L	mg/L	mg/L	mg/L	mg/L	mg/L	mg/L	mg/L	mg/L
Year 10	February	98.1708441	20.1888418	0.15580231	0.000992503	0.007635791	0.047994702	2.4813E-04	5.5829E-04	0.021822844	1.5113E-05	3.1339E-04
	March	108.4694591	22.7116940	0.14796773	0.000987745	0.038078795	0.046049309	2.4694E-04	4.5031E-04	0.012494319	1.6297E-05	1.9957E-04
	April	104.0789500	16.0516257	0.09564621	0.001137143	0.007991679	0.057860143	4.8719E-04	2.5042E-04	0.020929510	2.5921E-05	1.5392E-04
	May	59.3968795	9.0111190	0.04431014	0.001664265	0.007547485	0.040732989	5.5249E-04	4.7699E-04	0.346776403	3.0382E-05	3.8971E-04
	June	68.0769658	14.9010014	0.04323695	0.001048052	0.005968768	0.040885443	5.3727E-04	5.1078E-04	0.062497396	3.9432E-05	2.2344E-04
	July	80.3421783	17.7967909	0.02684075	0.001000000	0.011618167	0.043103150	4.4172E-04	5.1716E-04	0.032065992	3.6337E-05	2.4446E-04
	August	76.7317550	15.6987294	0.04474994	0.002265606	0.002913426	0.042576390	3.7609E-04	4.9732E-04	0.025713299	3.8602E-05	1.8533E-04
	September	82.1252573	18.7343567	0.06276655	0.001606921	0.005252043	0.047083914	5.9069E-04	5.4183E-04	0.025896574	2.5403E-05	1.5298E-04
	October	87.8052962	19.1582152	0.07055436	0.001000000	0.011973300	0.042899889	2.6875E-04	2.7133E-04	0.024416410	2.9271E-05	1.7859E-04
	November	92.3544708	20.9098950	0.08553737	0.001183788	0.003317144	0.047220746	5.0749E-04	2.4804E-04	0.030415213	3.6272E-05	2.2198E-04
	December	87.2384140	17.6121105	0.10378803	0.002941191	0.006619982	0.038806410	2.4510E-04	2.4510E-04	0.024497016	3.4093E-05	2.1571E-04

		Cadmium (Cd) Total	Copper (Cu) Total	Iron (Fe) Total	Lead (Pb) Total	Manganese (Mn) Total	Nickel (Ni) Total	Silver (Ag) Total	Selenium (Se) Total	Uranium (U) Total	Zinc (Zn) Total	Dissolved Organic Carbon
		mg/L	mg/L	mg/L	mg/L	mg/L	mg/L	mg/L	mg/L	mg/L	mg/L	mg/L
Year 10	February	8.1942E-05	5.0603E-03	0.369916414	1.7597E-04	0.102555793	4.0715E-04	2.4813E-06	5.7162E-04	1.2558E-03	0.013604633	0.248125763
	March	7.0659E-05	3.0010E-04	0.239921108	3.9499E-05	0.078598279	3.4517E-04	2.4694E-06	6.9231E-04	1.5431E-03	0.011742406	1.097486282
	April	3.2471E-05	5.7046E-04	0.160222735	2.0811E-04	0.044126536	5.0141E-04	4.7719E-06	3.8883E-04	2.1892E-03	0.006018025	3.184418032
	May	7.3698E-05	2.1072E-03	0.130759994	1.5538E-04	0.065009472	1.6684E-03	4.3990E-06	3.3124E-04	8.0491E-04	0.012996362	6.247966156
	June	5.8009E-05	8.2410E-04	0.180622900	2.0437E-04	0.017719343	4.8341E-04	5.0505E-06	2.2732E-04	5.5243E-04	0.011434825	2.594328481
	July	7.7973E-05	6.7836E-04	0.121238688	8.0013E-05	0.031281401	4.6336E-04	4.9241E-06	2.6657E-04	7.6481E-04	0.012254059	2.513499632
	August	8.2753E-05	8.6501E-04	0.087146880	1.2099E-04	0.018828716	5.3741E-04	4.9732E-06	1.9597E-04	6.4952E-04	0.011175493	3.232529962
	September	9.5426E-05	6.2459E-04	0.091291338	1.2997E-04	0.016679655	4.7898E-04	3.4862E-06	3.1895E-04	8.4087E-04	0.015314025	2.958069431
	October	5.8985E-05	5.0572E-04	0.081970575	6.8255E-05	0.020429861	3.7914E-04	2.5000E-06	4.1009E-04	1.0051E-03	0.008122766	2.798805479
	November	7.8018E-05	5.1590E-04	0.143755545	8.8164E-05	0.043055264	4.1759E-04	2.4804E-06	4.4172E-04	1.0762E-03	0.011080846	3.141480905
	December	6.8659E-05	4.9196E-04	0.145931579	9.2028E-05	0.040946165	4.1132E-04	2.5963E-06	4.7459E-04	1.3391E-03	0.011330770	2.692191813

		Hardness (from Total)	Sulphate Dissolved	Nitrate (N)	Nitrite (N)	Ammonia (N)	Fluoride (F)	Cyanide Total	Cyanide Weak Acid Dissociable	Aluminum (Al) Total	Antimony (Sb) Total	Arsenic (As) Total
		mg/L	mg/L	mg/L	mg/L	mg/L	mg/L	mg/L	mg/L	mg/L	mg/L	mg/L
Year 11	January	88.8000000	13.8000000	0.15400000	0.001000000	0.009000000	0.045000000	6.3000E-04	7.2000E-04	0.014900000	1.0000E-05	1.8800E-04
	February	84.9000000	13.5000000	0.15900000	0.001000000	0.006600000	0.047000000	2.5000E-04	6.5000E-04	0.022800000	1.0000E-05	3.0700E-04
	March	91.8000000	14.6000000	0.15100000	0.001000000	0.051000000	0.045000000	2.5000E-04	5.4000E-04	0.013600000	1.0000E-05	1.9300E-04
	April	98.9000000	13.7000000	0.09350000	0.001000000	0.007400000	0.058000000	5.0000E-04	2.5000E-04	0.021000000	2.5000E-05	1.5100E-04
	May	47.7000000	5.0000000	0.03440000	0.001800000	0.006300000	0.038000000	5.3000E-04	5.0000E-04	0.440000000	2.5000E-05	4.0000E-04
	June	60.8000000	10.2000000	0.04000000	0.001000000	0.007300000	0.042000000	5.0000E-04	5.0000E-04	0.081000000	4.0000E-05	2.5200E-04
	July	70.8000000	11.6000000	0.01980000	0.001000000	0.010200000	0.043000000	5.0000E-04	5.5000E-04	0.036000000	3.1000E-05	2.6000E-04
	August	65.5000000	9.6000000	0.03780000	0.002500000	0.002500000	0.043000000	3.8000E-04	5.0000E-04	0.027100000	2.4000E-05	1.7000E-04
	September	66.2000000	10.1000000	0.04560000	0.001800000	0.004700000	0.045000000	6.1000E-04	5.5000E-04	0.030100000	2.4000E-05	1.5000E-04
	October	76.0000000	13.6000000	0.05810000	0.001000000	0.013400000	0.039000000	2.5000E-04	2.5000E-04	0.027300000	3.0000E-05	1.8500E-04
	November	83.4000000	16.0000000	0.07930000	0.001000000	0.002500000	0.044000000	5.7000E-04	2.5000E-04	0.034700000	3.6000E-05	2.1800E-04
	December	79.5000000	12.9000000	0.09780000	0.003000000	0.006700000	0.039000000	2.5000E-04	2.5000E-04	0.027300000	3.4000E-05	2.2900E-04
Year 12	January	88.8000000	13.8000000	0.15400000	0.001000000	0.009000000	0.045000000	6.3000E-04	7.2000E-04	0.014900000	1.0000E-05	1.8800E-04
	February	84.9000000	13.5000000	0.15900000	0.001000000	0.006600000	0.047000000	2.5000E-04	6.5000E-04	0.022800000	1.0000E-05	3.0700E-04
	March	91.8000000	14.6000000	0.15100000	0.001000000	0.051000000	0.045000000	2.5000E-04	5.4000E-04	0.013600000	1.0000E-05	1.9300E-04
	April	98.9000000	13.7000000	0.09350000	0.001000000	0.007400000	0.058000000	5.0000E-04	2.5000E-04	0.021000000	2.5000E-05	1.5100E-04
	May	47.7000000	5.0000000	0.03440000	0.001800000	0.006300000	0.038000000	5.3000E-04	5.0000E-04	0.440000000	2.5000E-05	4.0000E-04
	June	60.8000000	10.2000000	0.04000000	0.001000000	0.007300000	0.042000000	5.0000E-04	5.0000E-04	0.081000000	4.0000E-05	2.5200E-04
	July	70.8000000	11.6000000	0.01980000	0.001000000	0.010200000	0.043000000	5.0000E-04	5.5000E-04	0.036000000	3.1000E-05	2.6000E-04
	August	65.5000000	9.6000000	0.03780000	0.002500000	0.002500000	0.043000000	3.8000E-04	5.0000E-04	0.027100000	2.4000E-05	1.7000E-04
	September	66.2000000	10.1000000	0.04560000	0.001800000	0.004700000	0.045000000	6.1000E-04	5.5000E-04	0.030100000	2.4000E-05	1.5000E-04
	October	76.0000000	13.6000000	0.05810000	0.001000000	0.013400000	0.039000000	2.5000E-04	2.5000E-04	0.027300000	3.0000E-05	1.8500E-04
	November	83.4000000	16.0000000	0.07930000	0.001000000	0.002500000	0.044000000	5.7000E-04	2.5000E-04	0.034700000	3.6000E-05	2.1800E-04
	December	79.5000000	12.9000000	0.09780000	0.003000000	0.006700000	0.039000000	2.5000E-04	2.5000E-04	0.027300000	3.4000E-05	2.2900E-04
Year 13	January	88.8000000	13.8000000	0.15400000	0.001000000	0.009000000	0.045000000	6.3000E-04	7.2000E-04	0.014900000	1.0000E-05	1.8800E-04
	February	84.9000000	13.5000000	0.15900000	0.001000000	0.006600000	0.047000000	2.5000E-04	6.5000E-04	0.022800000	1.0000E-05	3.0700E-04
	March	91.8000000	14.6000000	0.15100000	0.001000000	0.051000000	0.045000000	2.5000E-04	5.4000E-04	0.013600000	1.0000E-05	1.9300E-04
	April	98.9000000	13.7000000	0.09350000	0.001000000	0.007400000	0.058000000	5.0000E-04	2.5000E-04	0.021000000	2.5000E-05	1.5100E-04
	May	47.7000000	5.0000000	0.03440000	0.001800000	0.006300000	0.038000000	5.3000E-04	5.0000E-04	0.440000000	2.5000E-05	4.0000E-04
	June	60.8000000	10.2000000	0.04000000	0.001000000	0.007300000	0.042000000	5.0000E-04	5.0000E-04	0.081000000	4.0000E-05	2.5200E-04
	July	70.8000000	11.6000000	0.01980000	0.001000000	0.010200000	0.043000000	5.0000E-04	5.5000E-04	0.036000000	3.1000E-05	2.6000E-04
	August	65.5000000	9.6000000	0.03780000	0.002500000	0.002500000	0.043000000	3.8000E-04	5.0000E-04	0.027100000	2.4000E-05	1.7000E-04
	September	66.2000000	10.1000000	0.04560000	0.001800000	0.004700000	0.045000000	6.1000E-04	5.5000E-04	0.030100000	2.4000E-05	1.5000E-04
	October	76.0000000	13.6000000	0.05810000	0.001000000	0.013400000	0.039000000	2.5000E-04	2.5000E-04	0.027300000	3.0000E-05	1.8500E-04
	November	83.4000000	16.0000000	0.07930000	0.001000000	0.002500000	0.044000000	5.7000E-04	2.5000E-04	0.034700000	3.6000E-05	2.1800E-04
	December	79.5000000	12.9000000	0.09780000	0.003000000	0.006700000	0.039000000	2.5000E-04	2.5000E-04	0.027300000	3.4000E-05	2.2900E-04
January	88.8000000	13.8000000	0.15400000	0.001000000	0.009000000	0.045000000	6.3000E-04	7.2000E-04	0.014900000	1.0000E-05	1.8800E-04	

		Cadmium (Cd) Total mg/L	Copper (Cu) Total mg/L	Iron (Fe) Total mg/L	Lead (Pb) Total mg/L	Manganese (Mn) Total mg/L	Nickel (Ni) Total mg/L	Silver (Ag) Total mg/L	Selenium (Se) Total mg/L	Uranium (U) Total mg/L	Zinc (Zn) Total mg/L	Dissolved Organic Carbon mg/L
Year 11	January	4.1000E-05	3.4700E-04	0.171000000	4.2000E-05	0.082400000	3.6200E-04	2.5000E-06	2.9700E-04	8.6100E-04	0.003880000	1.430000000
	February	4.3000E-05	6.3300E-03	0.357000000	1.0100E-04	0.115000000	4.0800E-04	2.5000E-06	3.0400E-04	7.3300E-04	0.005090000	0.250000000
	March	2.7000E-05	2.6900E-04	0.221000000	2.3000E-05	0.094500000	3.4500E-04	2.5000E-06	3.2800E-04	7.8300E-04	0.002550000	1.290000000
	April	2.1000E-05	5.6000E-04	0.150000000	1.9600E-04	0.045000000	5.0000E-04	5.0000E-06	2.3600E-04	2.0600E-03	0.003800000	3.340000000
	May	4.0000E-05	2.1000E-03	0.085000000	5.0000E-05	0.079000000	2.0000E-03	5.0000E-06	1.3300E-04	6.2300E-04	0.008000000	7.080000000
	June	2.0000E-05	8.4000E-04	0.206000000	2.0400E-04	0.020000000	5.1900E-04	6.0000E-06	1.3800E-04	4.3300E-04	0.005020000	3.130000000
	July	2.7500E-05	6.0000E-04	0.119000000	6.9800E-05	0.038200000	5.0000E-04	5.0000E-06	1.5200E-04	5.8600E-04	0.003800000	2.900000000
	August	3.0000E-05	8.5000E-04	0.085400000	1.0000E-04	0.021500000	5.0000E-04	5.0000E-06	1.1100E-04	4.7300E-04	0.004560000	3.670000000
	September	2.5000E-05	5.7200E-04	0.080200000	1.2200E-04	0.017400000	4.8100E-04	3.8000E-06	1.1200E-04	5.1700E-04	0.004180000	3.560000000
	October	2.6000E-05	4.8300E-04	0.077900000	4.7000E-05	0.023300000	3.9500E-04	2.5000E-06	1.9800E-04	6.7600E-04	0.003160000	3.160000000
	November	4.1000E-05	5.2100E-04	0.103000000	8.5000E-05	0.037600000	4.3000E-04	2.5000E-06	2.5100E-04	8.0400E-04	0.004210000	3.710000000
	December	3.4000E-05	5.0000E-04	0.132000000	5.2000E-05	0.045000000	3.9800E-04	2.5000E-06	2.9600E-04	1.0700E-03	0.003770000	3.090000000
Year 12	January	4.1000E-05	3.4700E-04	0.171000000	4.2000E-05	0.082400000	3.6200E-04	2.5000E-06	2.9700E-04	8.6100E-04	0.003880000	1.430000000
	February	4.3000E-05	6.3300E-03	0.357000000	1.0100E-04	0.115000000	4.0800E-04	2.5000E-06	3.0400E-04	7.3300E-04	0.005090000	0.250000000
	March	2.7000E-05	2.6900E-04	0.221000000	2.3000E-05	0.094500000	3.4500E-04	2.5000E-06	3.2800E-04	7.8300E-04	0.002550000	1.290000000
	April	2.1000E-05	5.6000E-04	0.150000000	1.9600E-04	0.045000000	5.0000E-04	5.0000E-06	2.3600E-04	2.0600E-03	0.003800000	3.340000000
	May	4.0000E-05	2.1000E-03	0.085000000	5.0000E-05	0.079000000	2.0000E-03	5.0000E-06	1.3300E-04	6.2300E-04	0.008000000	7.080000000
	June	2.0000E-05	8.4000E-04	0.206000000	2.0400E-04	0.020000000	5.1900E-04	6.0000E-06	1.3800E-04	4.3300E-04	0.005020000	3.130000000
	July	2.7500E-05	6.0000E-04	0.119000000	6.9800E-05	0.038200000	5.0000E-04	5.0000E-06	1.5200E-04	5.8600E-04	0.003800000	2.900000000
	August	3.0000E-05	8.5000E-04	0.085400000	1.0000E-04	0.021500000	5.0000E-04	5.0000E-06	1.1100E-04	4.7300E-04	0.004560000	3.670000000
	September	2.5000E-05	5.7200E-04	0.080200000	1.2200E-04	0.017400000	4.8100E-04	3.8000E-06	1.1200E-04	5.1700E-04	0.004180000	3.560000000
	October	2.6000E-05	4.8300E-04	0.077900000	4.7000E-05	0.023300000	3.9500E-04	2.5000E-06	1.9800E-04	6.7600E-04	0.003160000	3.160000000
	November	4.1000E-05	5.2100E-04	0.103000000	8.5000E-05	0.037600000	4.3000E-04	2.5000E-06	2.5100E-04	8.0400E-04	0.004210000	3.710000000
	December	3.4000E-05	5.0000E-04	0.132000000	5.2000E-05	0.045000000	3.9800E-04	2.5000E-06	2.9600E-04	1.0700E-03	0.003770000	3.090000000
Year 13	January	4.1000E-05	3.4700E-04	0.171000000	4.2000E-05	0.082400000	3.6200E-04	2.5000E-06	2.9700E-04	8.6100E-04	0.003880000	1.430000000
	February	4.3000E-05	6.3300E-03	0.357000000	1.0100E-04	0.115000000	4.0800E-04	2.5000E-06	3.0400E-04	7.3300E-04	0.005090000	0.250000000
	March	2.7000E-05	2.6900E-04	0.221000000	2.3000E-05	0.094500000	3.4500E-04	2.5000E-06	3.2800E-04	7.8300E-04	0.002550000	1.290000000
	April	2.1000E-05	5.6000E-04	0.150000000	1.9600E-04	0.045000000	5.0000E-04	5.0000E-06	2.3600E-04	2.0600E-03	0.003800000	3.340000000
	May	4.0000E-05	2.1000E-03	0.085000000	5.0000E-05	0.079000000	2.0000E-03	5.0000E-06	1.3300E-04	6.2300E-04	0.008000000	7.080000000
	June	2.0000E-05	8.4000E-04	0.206000000	2.0400E-04	0.020000000	5.1900E-04	6.0000E-06	1.3800E-04	4.3300E-04	0.005020000	3.130000000
	July	2.7500E-05	6.0000E-04	0.119000000	6.9800E-05	0.038200000	5.0000E-04	5.0000E-06	1.5200E-04	5.8600E-04	0.003800000	2.900000000
	August	3.0000E-05	8.5000E-04	0.085400000	1.0000E-04	0.021500000	5.0000E-04	5.0000E-06	1.1100E-04	4.7300E-04	0.004560000	3.670000000
	September	2.5000E-05	5.7200E-04	0.080200000	1.2200E-04	0.017400000	4.8100E-04	3.8000E-06	1.1200E-04	5.1700E-04	0.004180000	3.560000000
	October	2.6000E-05	4.8300E-04	0.077900000	4.7000E-05	0.023300000	3.9500E-04	2.5000E-06	1.9800E-04	6.7600E-04	0.003160000	3.160000000
	November	4.1000E-05	5.2100E-04	0.103000000	8.5000E-05	0.037600000	4.3000E-04	2.5000E-06	2.5100E-04	8.0400E-04	0.004210000	3.710000000
	December	3.4000E-05	5.0000E-04	0.132000000	5.2000E-05	0.045000000	3.9800E-04	2.5000E-06	2.9600E-04	1.0700E-03	0.003770000	3.090000000
January	4.1000E-05	3.4700E-04	0.171000000	4.2000E-05	0.082400000	3.6200E-04	2.5000E-06	2.9700E-04	8.6100E-04	0.003880000	1.430000000	

		Hardness (from Total)	Sulphate Dissolved	Nitrate (N)	Nitrite (N)	Ammonia (N)	Fluoride (F)	Cyanide Total	Cyanide Weak Acid Dissociable	Aluminum (Al) Total	Antimony (Sb) Total	Arsenic (As) Total
		mg/L	mg/L	mg/L	mg/L	mg/L	mg/L	mg/L	mg/L	mg/L	mg/L	mg/L
Year 14	February	84.9000000	13.5000000	0.15900000	0.001000000	0.006600000	0.047000000	2.5000E-04	6.5000E-04	0.022800000	1.0000E-05	3.0700E-04
	March	91.8000000	14.6000000	0.15100000	0.001000000	0.051000000	0.045000000	2.5000E-04	5.4000E-04	0.013600000	1.0000E-05	1.9300E-04
	April	98.9000000	13.7000000	0.09350000	0.001000000	0.007400000	0.058000000	5.0000E-04	2.5000E-04	0.021000000	2.5000E-05	1.5100E-04
	May	47.7000000	5.0000000	0.03440000	0.001800000	0.006300000	0.038000000	5.3000E-04	5.0000E-04	0.440000000	2.5000E-05	4.0000E-04
	June	60.8000000	10.2000000	0.04000000	0.001000000	0.007300000	0.042000000	5.0000E-04	5.0000E-04	0.081000000	4.0000E-05	2.5200E-04
	July	70.8000000	11.6000000	0.01980000	0.001000000	0.010200000	0.043000000	5.0000E-04	5.5000E-04	0.036000000	3.1000E-05	2.6000E-04
	August	65.5000000	9.6000000	0.03780000	0.002500000	0.002500000	0.043000000	3.8000E-04	5.0000E-04	0.027100000	2.4000E-05	1.7000E-04
	September	66.2000000	10.1000000	0.04560000	0.001800000	0.004700000	0.045000000	6.1000E-04	5.5000E-04	0.030100000	2.4000E-05	1.5000E-04
	October	76.0000000	13.6000000	0.05810000	0.001000000	0.013400000	0.039000000	2.5000E-04	2.5000E-04	0.027300000	3.0000E-05	1.8500E-04
	November	83.4000000	16.0000000	0.07930000	0.001000000	0.002500000	0.044000000	5.7000E-04	2.5000E-04	0.034700000	3.6000E-05	2.1800E-04
	December	79.5000000	12.9000000	0.09780000	0.003000000	0.006700000	0.039000000	2.5000E-04	2.5000E-04	0.027300000	3.4000E-05	2.2900E-04

		Cadmium (Cd) Total	Copper (Cu) Total	Iron (Fe) Total	Lead (Pb) Total	Manganese (Mn) Total	Nickel (Ni) Total	Silver (Ag) Total	Selenium (Se) Total	Uranium (U) Total	Zinc (Zn) Total	Dissolved Organic Carbon
		mg/L	mg/L	mg/L	mg/L	mg/L	mg/L	mg/L	mg/L	mg/L	mg/L	mg/L
Year 14	February	4.3000E-05	6.3300E-03	0.357000000	1.0100E-04	0.115000000	4.0800E-04	2.5000E-06	3.0400E-04	7.3300E-04	0.005090000	0.250000000
	March	2.7000E-05	2.6900E-04	0.221000000	2.3000E-05	0.094500000	3.4500E-04	2.5000E-06	3.2800E-04	7.8300E-04	0.002550000	1.290000000
	April	2.1000E-05	5.6000E-04	0.150000000	1.9600E-04	0.045000000	5.0000E-04	5.0000E-06	2.3600E-04	2.0600E-03	0.003800000	3.340000000
	May	4.0000E-05	2.1000E-03	0.085000000	5.0000E-05	0.079000000	2.0000E-03	5.0000E-06	1.3300E-04	6.2300E-04	0.008000000	7.080000000
	June	2.0000E-05	8.4000E-04	0.206000000	2.0400E-04	0.020000000	5.1900E-04	6.0000E-06	1.3800E-04	4.3300E-04	0.005020000	3.130000000
	July	2.7500E-05	6.0000E-04	0.119000000	6.9800E-05	0.038200000	5.0000E-04	5.0000E-06	1.5200E-04	5.8600E-04	0.003800000	2.900000000
	August	3.0000E-05	8.5000E-04	0.085400000	1.0000E-04	0.021500000	5.0000E-04	5.0000E-06	1.1100E-04	4.7300E-04	0.004560000	3.670000000
	September	2.5000E-05	5.7200E-04	0.080200000	1.2200E-04	0.017400000	4.8100E-04	3.8000E-06	1.1200E-04	5.1700E-04	0.004180000	3.560000000
	October	2.6000E-05	4.8300E-04	0.077900000	4.7000E-05	0.023300000	3.9500E-04	2.5000E-06	1.9800E-04	6.7600E-04	0.003160000	3.160000000
	November	4.1000E-05	5.2100E-04	0.103000000	8.5000E-05	0.037600000	4.3000E-04	2.5000E-06	2.5100E-04	8.0400E-04	0.004210000	3.710000000
	December	3.4000E-05	5.0000E-04	0.132000000	5.2000E-05	0.045000000	3.9800E-04	2.5000E-06	2.9600E-04	1.0700E-03	0.003770000	3.090000000

		Hardness (from Total)	Sulphate dissolved	Nitrate (N)	Nitrite (N)	Ammonia (N)	Phosphorus (P)	Fluoride (F)	Chloride (Cl)	Cyanide Total	Cyanide Weak Acid Dissociable	Aluminum (Al) Total	Antimony (Sb) Total	Arsenic (As) Total	Cadmium (Cd) Total	Copper (Cu) Total	Iron (Fe) Total	Lead (Pb) Total	Manganese (Mn) Total	Nickel (Ni) Total	Silver (Ag) Total	Selenium (Se) Total
		mg/L	mg/L	mg/L	mg/L	mg/L	mg/L	mg/L	mg/L	mg/L	mg/L	mg/L	mg/L	mg/L	mg/L	mg/L	mg/L	mg/L	mg/L	mg/L	mg/L	mg/L
Year -2	January	226.8823	33.5136	0.191295	0.001286	0.029135	0.0057023	0.084801	0.996115	0.000577	6.5789E-04	0.0096218	2.4835E-05	0.0004031	6.34640E-05	0.000252	1.232758	0.000047	0.1022092	0.000485	3.21501E-06	0.001304
	February	211.3197	32.8147	0.180994	0.001266	0.015451	0.0053399	0.081441	0.890470	0.000333	3.3345E-04	0.0178160	2.9767E-05	0.0006014	7.05032E-05	0.000338	2.189013	0.000155	0.1058286	0.000507	3.16377E-06	0.001177
	March	283.2631	47.8857	0.538148	0.001485	0.004566	0.0047040	0.075395	0.762382	0.000388	3.8836E-04	0.0055174	2.4826E-05	0.0001877	4.62829E-05	0.000111	0.006158	0.000035	0.0027992	0.000180	3.71292E-06	0.003337
	April	115.0857	11.9777	0.088841	0.001313	0.010141	0.0013137	0.039941	0.421815	0.000291	2.1549E-04	0.0063535	1.5394E-05	0.0003613	2.68019E-05	0.000147	0.151589	0.000156	0.0459323	0.000326	1.98417E-06	0.000586
	May	149.8958	19.9286	0.071431	0.001591	0.019285	0.0105236	0.078356	1.195414	0.000786	3.8442E-04	0.1781210	5.8737E-05	0.0006692	8.06989E-05	0.001793	0.664140	0.000684	0.0563919	0.000937	6.12747E-06	0.000656
	June	52.1182	8.9095	0.002105	0.000353	0.003518	0.0012313	0.021837	0.170169	0.000169	1.7636E-04	0.0116150	2.4726E-05	0.0001916	6.46945E-06	0.000368	0.142304	0.000202	0.0165693	0.000181	2.85872E-06	0.000231
	July	88.0861	16.9063	0.007898	0.000420	0.054766	0.0039642	0.038472	0.270840	0.000064	1.6941E-04	0.0069757	3.9409E-05	0.0002145	1.44273E-05	0.000218	0.084340	0.000023	0.0779716	0.000241	1.43487E-06	0.000166
	August	127.8486	19.1228	0.005423	0.001659	0.035716	0.0109760	0.047542	0.378357	0.000107	3.9559E-05	0.0078556	1.4113E-04	0.0010938	1.45284E-04	0.000152	0.942953	0.000109	0.1256360	0.000598	2.59436E-06	0.000261
	September	143.0721	26.7225	0.025709	0.001037	0.008819	0.0117492	0.054396	0.411936	0.000383	4.3034E-04	0.0249216	5.4240E-05	0.0003466	5.98659E-05	0.000631	0.274557	0.000165	0.0756916	0.000783	1.79634E-06	0.000652
	October	279.6220	57.3853	0.181714	0.001260	0.036142	0.0153957	0.105140	1.081297	0.000249	4.1086E-04	0.0340413	6.1718E-05	0.0006339	3.36615E-04	0.001150	0.649273	0.000235	0.1225233	0.000983	3.15119E-06	0.001874
	November	215.8781	51.8029	0.143353	0.000924	0.078368	0.0105322	0.089848	0.258210	0.000188	1.8847E-04	0.0165016	5.2249E-05	0.0003969	9.53885E-05	0.000404	0.948561	0.000088	0.1229975	0.000623	2.53440E-06	0.001111
	December	250.8302	58.5178	0.143295	0.003957	0.065308	0.0068194	0.095489	0.487632	0.000188	1.8836E-04	0.0193902	1.0649E-04	0.0007957	7.98427E-05	0.000433	1.500753	0.000051	0.7006636	0.001134	2.54579E-06	0.001020
Year -1	January	293.6175	70.0178	0.154268	0.002858	0.082940	0.0086568	0.118025	1.131613	0.000390	4.6187E-04	0.0077326	1.1255E-04	0.0009443	7.46317E-05	0.000407	1.864131	0.000066	0.8899125	0.001431	2.74499E-06	0.000989
	February	301.7557	78.3629	0.146848	0.003238	0.080727	0.0095405	0.125261	1.096852	0.000173	1.7319E-04	0.0148527	1.3385E-04	0.0012504	8.59098E-05	0.000516	2.917732	0.000144	1.0374985	0.001643	2.88871E-06	0.000907
	March	391.5503	111.0424	0.373453	0.006717	0.033950	0.0111242	0.139368	0.926976	0.000170	1.6998E-04	0.0036544	2.6200E-04	0.0017968	5.28122E-05	0.000437	1.958001	0.000037	2.3257703	0.002607	3.20911E-06	0.002172
	April	121.6806	31.4914	0.030821	0.001411	0.025969	0.0033884	0.042759	0.303757	0.000127	6.0712E-05	0.0029473	4.0252E-05	0.0006362	1.88131E-05	0.000146	0.588224	0.000021	0.3699933	0.000536	9.96610E-07	0.000219
	May	129.1804	25.7453	0.033317	0.001018	0.027948	0.0060202	0.069438	1.014857	0.000638	2.4161E-04	0.1715553	5.3555E-05	0.0006976	7.15308E-05	0.001666	0.798553	0.000577	0.0766406	0.000834	5.00896E-06	0.000499
	June	76.7257	16.8189	0.002374	0.000514	0.012474	0.0015694	0.028587	0.229809	0.000184	1.9135E-04	0.0126121	2.8824E-05	0.0002783	7.35085E-06	0.000401	0.154462	0.000220	0.0327711	0.000220	3.19592E-06	0.000251
	July	56.8576	10.3036	0.008919	0.000334	0.018456	0.0015010	0.023440	0.162879	0.000074	1.9449E-04	0.0078945	2.5404E-05	0.0001159	1.50828E-05	0.000234	0.096650	0.000026	0.0294029	0.000156	1.27717E-06	0.000188
	August	117.1016	13.3742	0.005853	0.001735	0.018147	0.0076217	0.042644	0.321635	0.000120	4.4123E-05	0.0083587	1.4287E-04	0.0006801	6.41529E-05	0.000160	0.581603	0.000106	0.0848678	0.000438	2.60525E-06	0.000289
	September	131.8579	23.4489	0.027347	0.000865	0.005183	0.0079130	0.049824	0.379319	0.000409	4.6033E-04	0.0265802	5.1191E-05	0.0003186	6.36196E-05	0.000669	0.293529	0.000176	0.0544163	0.000738	1.74731E-06	0.000696
	October	272.6188	53.0524	0.191974	0.001287	0.033513	0.0131228	0.102612	1.079395	0.000274	4.5263E-04	0.0373784	6.3367E-05	0.0006103	2.86322E-04	0.001077	0.715202	0.000256	0.1147271	0.000943	3.21740E-06	0.001903
	November	214.0434	49.9479	0.146850	0.000922	0.072678	0.0098047	0.089139	0.231748	0.000195	1.9511E-04	0.0169621	5.1589E-05	0.0003989	9.56908E-05	0.000399	0.978920	0.000088	0.1207095	0.000605	2.53561E-06	0.001126
	December	250.8302	58.5178	0.143295	0.003957	0.065308	0.0068194	0.095489	0.487632	0.000188	1.8836E-04	0.0193902	1.0649E-04	0.0007957	7.98427E-05	0.000433	1.500753	0.000051	0.7006636	0.001134	2.54579E-06	0.001020
Year 1	January	199.7946	54.2907	0.202534	0.005225	0.030575	0.0089597	0.073489	0.599886	0.000644	6.6086E-04	0.0158678	6.6417E-04	0.0009035	2.28525E-04	0.000395	0.259699	0.000326	0.1484262	0.001522	5.25212E-06	0.001777
	February	194.1211	53.8012	0.199652	0.005180	0.026354	0.0087580	0.071455	0.604405	0.000551	5.4549E-04	0.0175362	6.6452E-04	0.0009583	2.38373E-04	0.000432	0.303677	0.000378	0.1554732	0.001546	5.15358E-06	0.001704
	March	193.9378	53.9673	0.197667	0.005120	0.023693	0.0079133	0.069994	0.470142	0.000530	5.2337E-04	0.0177679	6.6944E-04	0.0008986	2.34007E-04	0.000391	0.275776	0.000330	0.1504080	0.001539	4.98422E-06	0.001687
	April	215.6483	47.1520	0.238594	0.005908	0.029877	0.0025590	0.073267	0.640767	0.000641	5.8366E-04	0.0169738	6.7041E-04	0.0013098	2.06015E-04	0.000341	0.165685	0.000582	0.1331524	0.001639	5.49020E-06	0.001722
	May	181.8760	44.9884	0.181983	0.005577	0.024171	0.0119046	0.071456	0.922961	0.000690	6.6110E-04	0.0398782	7.0016E-04	0.0012091	2.43901E-04	0.000876	0.244036	0.000693	0.1330766	0.001709	5.21342E-06	0.001393
	June	173.0568	45.8889	0.147954	0.005558	0.019504	0.0182225	0.066137	0.707665	0.000702	6.6311E-04	0.0334771	6.8450E-04	0.0009497	2.06009E-04	0.000727	0.137031	0.000558	0.1252325	0.001620	5.48620E-06	0.001060
	July	186.9746	47.0105	0.141281	0.005475	0.025112	0.0200863	0.070202	0.725945	0.000611	6.2149E-04	0.0266123	6.9611E-04	0.0009919	2.31111E-04	0.000661	0.111693	0.000453	0.1255987	0.001640	6.46384E-06	0.001250
	August	188.4962	49.8822	0.127439	0.005605	0.025682	0.0158656	0.071224	0.879485	0.000607	5.9918E-04	0.0192346	7.5311E-04	0.0009507	2.50851E-04	0.000621	0.114180	0.000394	0.1288110	0.001794	6.12934E-06	0.001397
	September	194.1833	53.2252	0.155704	0.005283	0.026197	0.0135824	0.076010	1.032696	0.000682	6.8607E-04	0.0164964	7.1477E-04	0.0009021	2.59864E-04	0.000538	0.120278	0.000348	0.1278212	0.001554	5.48410E-06	0.001716
	October	193.5813	54.8922	0.191945	0.005179	0.024106	0.0149327	0.080677	0.999245	0.000578	5.7919E-04	0.0172526	7.3099E-04	0.0008605	2.29617E-04	0.000483	0.111601	0.000329	0.1274435	0.001507	5.27596E-06	0.001834
	November	190.8638	54.0600	0.189649	0.005470	0.024700	0.0090498	0.072181	0.637606	0.000558	5.5228E-04	0.0171921	6.6920E-04	0.0009021	2.54086E-04	0.000425	0.238181	0.000327	0.1567393	0.001529	5.22325E-06	0.001740
	December	184.6953	52.2753	0.192871	0.005604	0.023983	0.0088841	0.065035	0.512745	0.000553	5.4685E-04	0.0173592	6.6563E-04	0.0008596	2.35475E-04	0.000393	0.168935	0.000326	0.1306670	0.001519	5.23747E-06	0.001716
Year 2	January	199.5461	54.2400	0.202345	0.005224	0.030531	0.0089599	0.073426	0.599146	0.000643	6.6001E-04	0.0159164	6.6421E-04	0.0009032	2.28324E-04	0.000397	0.258791	0.000326	0.1482847	0.001521	5.27646E-06	0.001776
	February	193.8128	53.7357	0.199408	0.005178	0.026323	0.0087576	0.071384	0.603306	0.000551	5.4504E-04	0.0175949	6.6457E-04	0.0009577	2.38059E-04	0.000434	0.302264	0.000378	0.1552495	0.001545	5.18812E-06	0.001702
	March	193.5590	53.8912	0.197384	0.005118	0.023675	0.0079131	0.069919	0.469511	0.000529	5.2283E-04	0.0178411	6.6948E-04	0.0008983	2.33730E-04	0.000395	0.274554	0.000330	0.1502177	0.001539	5.02641E-06	0.001685
	April	215.7843	47.4826	0.361965	0.008744	0.045481	0.0027396	0.074570	0.829691	0.0												

		Uranium (U) Total	Zinc (Zn) Total	Dissolved Organic Carbon
		mg/L	mg/L	mg/L
Year -2	January	0.001845	0.013900	1.129014
	February	0.001848	0.013472	0.652889
	March	0.003546	0.001954	0.707804
	April	0.003173	0.004797	1.259943
	May	0.003371	0.017362	4.188597
	June	0.000217	0.002067	0.705837
	July	0.000752	0.002023	0.827134
	August	0.000897	0.010359	2.025777
	September	0.001034	0.009731	2.012682
	October	0.001874	0.047836	2.243893
	November	0.002101	0.017265	1.947115
	December	0.003028	0.017823	2.462114
Year -1	January	0.003512	0.015693	1.782276
	February	0.003991	0.015895	1.575277
	March	0.007034	0.009338	2.801787
	April	0.001186	0.003601	1.271595
	May	0.000779	0.015044	3.866750
	June	0.000363	0.002257	0.859587
	July	0.000362	0.002315	0.586848
	August	0.000654	0.004697	1.981448
	September	0.000841	0.010374	1.972452
	October	0.001803	0.044351	2.254457
	November	0.002023	0.017797	1.958629
	December	0.003028	0.017823	2.462114
Year 1	January	0.004130	0.035625	1.325428
	February	0.004034	0.038795	0.932746
	March	0.004088	0.037466	0.847143
	April	0.009286	0.031314	1.575397
	May	0.007778	0.036445	2.602935
	June	0.008191	0.030728	1.422857
	July	0.006687	0.029502	1.481059
	August	0.004017	0.029030	1.591431
	September	0.004344	0.034025	1.635544
	October	0.004394	0.029174	1.475371
	November	0.003968	0.036753	1.158883
	December	0.004021	0.034809	1.233838
Year 2	January	0.004127	0.035554	1.323394
	February	0.004031	0.038686	0.932290
	March	0.004084	0.037366	0.846450
	April	0.009425	0.031250	1.568942
	May	0.008279	0.036385	2.583889
	June	0.008473	0.030693	1.416001
	July	0.006974	0.029479	1.476084
	August	0.004590	0.029020	1.580064
	September	0.004815	0.033910	1.626906
	October	0.004920	0.029160	1.467779
	November	0.003964	0.036592	1.156293
	December	0.004017	0.034674	1.230875

		Hardness (from Total)	Sulphate dissolved	Nitrate (N)	Nitrite (N)	Ammonia (N)	Phosphorus (P)	Fluoride (F)	Chloride (Cl)	Cyanide Total	Cyanide Weak Acid Dissociable	Aluminum (Al) Total	Antimony (Sb) Total	Arsenic (As) Total	Cadmium (Cd) Total	Copper (Cu) Total	Iron (Fe) Total	Lead (Pb) Total	Manganese (Mn) Total	Nickel (Ni) Total	Silver (Ag) Total	Selenium (Se) Total	
		mg/L	mg/L	mg/L	mg/L	mg/L	mg/L	mg/L	mg/L	mg/L	mg/L	mg/L	mg/L	mg/L	mg/L	mg/L	mg/L	mg/L	mg/L	mg/L	mg/L	mg/L	mg/L
Year 3	January	199.1141	54.1518	0.202016	0.005222	0.030455	0.0089603	0.073318	0.597860	0.000642	6.5854E-04	0.0160007	6.6428E-04	0.0009028	2.27974E-04	0.000400	0.257214	0.000326	0.1480389	0.001521	5.31875E-06	0.001773	
	February	193.3028	53.6275	0.199006	0.005175	0.026271	0.0087571	0.071266	0.601487	0.000550	5.4428E-04	0.0176919	6.6465E-04	0.0009566	2.37540E-04	0.000438	0.299926	0.000378	0.1548794	0.001544	5.24524E-06	0.001699	
	March	192.9064	53.7601	0.196897	0.005114	0.023644	0.0079127	0.069790	0.468424	0.000528	5.2189E-04	0.0179671	6.6957E-04	0.0008978	2.33254E-04	0.000401	0.272449	0.000330	0.1498899	0.001537	5.09910E-06	0.001682	
	April	215.4798	47.6801	0.469209	0.011209	0.059049	0.0028884	0.075533	0.982979	0.000637	5.8171E-04	0.0184780	7.2327E-04	0.0013222	2.06088E-04	0.000359	0.162648	0.000585	0.1343452	0.001647	5.71933E-06	0.001742	
	May	184.8331	47.5520	0.527846	0.013525	0.067903	0.0130399	0.080569	2.176348	0.000683	6.5526E-04	0.0444496	8.9287E-04	0.0012516	2.44357E-04	0.000909	0.239665	0.000699	0.1389169	0.001744	5.75322E-06	0.001483	
	June	174.3279	47.1596	0.456036	0.012632	0.058455	0.0188805	0.071138	1.392657	0.000696	6.5756E-04	0.0362678	7.8980E-04	0.0009752	2.06512E-04	0.000752	0.135482	0.000562	0.1284277	0.001640	5.84523E-06	0.001109	
	July	188.5328	48.3404	0.333914	0.009901	0.049402	0.0207264	0.075184	1.411696	0.000609	6.1914E-04	0.0292958	8.0088E-04	0.0010167	2.31350E-04	0.000681	0.110750	0.000459	0.1288501	0.001661	6.73138E-06	0.001299	
	August	191.8966	52.7240	0.467010	0.013397	0.068593	0.0171766	0.081635	2.301084	0.000602	5.9457E-04	0.0247899	9.7004E-04	0.0010029	2.51902E-04	0.000663	0.113215	0.000406	0.1356655	0.001834	6.67872E-06	0.001502	
	September	196.9094	55.5788	0.452216	0.012107	0.063712	0.0147192	0.084682	2.237175	0.000678	6.8250E-04	0.0212101	8.9943E-04	0.0009463	2.59721E-04	0.000573	0.118936	0.000357	0.1335654	0.001590	5.96605E-06	0.001800	
	October	196.9785	57.6843	0.494101	0.012135	0.062340	0.0162272	0.090653	2.385931	0.000575	5.7598E-04	0.0226494	9.4309E-04	0.0009115	2.30827E-04	0.000524	0.110933	0.000340	0.1341618	0.001550	5.79612E-06	0.001932	
	November	190.0599	53.8652	0.189151	0.005460	0.024639	0.0090493	0.071963	0.633999	0.000557	5.5102E-04	0.0173606	6.6925E-04	0.0009012	2.52810E-04	0.000432	0.235029	0.000327	0.1560243	0.001527	5.32063E-06	0.001734	
	December	184.0948	52.1304	0.192378	0.005593	0.023940	0.0088893	0.064965	0.511790	0.000552	5.4590E-04	0.0175029	6.6571E-04	0.0008595	2.34607E-04	0.000400	0.167212	0.000326	0.1304590	0.001518	5.32367E-06	0.001711	
Year 4	January	198.7685	54.0813	0.201753	0.005220	0.030394	0.0089606	0.073232	0.596831	0.000641	6.5736E-04	0.0160682	6.6433E-04	0.0009025	2.27694E-04	0.000403	0.255952	0.000326	0.1478422	0.001520	5.35258E-06	0.001771	
	February	192.9191	53.5460	0.198703	0.005173	0.026232	0.0087567	0.071178	0.600118	0.000550	5.4371E-04	0.0177648	6.6472E-04	0.0009558	2.37149E-04	0.000442	0.298167	0.000377	0.1546010	0.001543	5.28821E-06	0.001697	
	March	192.4923	53.6769	0.196587	0.005112	0.023624	0.0079124	0.069708	0.467735	0.000527	5.2129E-04	0.0180471	6.6962E-04	0.0008975	2.32952E-04	0.000405	0.271114	0.000330	0.1496819	0.001537	5.14522E-06	0.001680	
	April	215.8608	48.1719	0.611106	0.014471	0.076994	0.0031381	0.077385	1.245347	0.000636	5.8099E-04	0.0195352	7.6353E-04	0.0013317	2.06315E-04	0.000369	0.161539	0.000587	0.1354559	0.001655	5.84214E-06	0.001759	
	May	187.4934	49.5335	0.726905	0.018100	0.093073	0.0139051	0.087462	3.111371	0.000681	6.5330E-04	0.0478831	1.0360E-03	0.0012847	2.45264E-04	0.000932	0.238221	0.000705	0.1434084	0.001772	6.07985E-06	0.001552	
	June	175.8269	48.2761	0.633670	0.016714	0.080914	0.0193915	0.075129	1.931653	0.000694	6.5611E-04	0.0383268	8.7220E-04	0.0009950	2.07172E-04	0.000767	0.135095	0.000566	0.1310344	0.001656	6.04093E-06	0.001149	
	July	190.0634	49.4360	0.440291	0.012345	0.062836	0.0212152	0.079034	1.932322	0.000608	6.1857E-04	0.0312544	8.8030E-04	0.0010357	2.31931E-04	0.000694	0.110545	0.000463	0.1313832	0.001677	6.89599E-06	0.001338	
	August	194.8262	54.8166	0.642914	0.017437	0.090828	0.0180991	0.088948	3.287465	0.000601	5.9354E-04	0.0285008	1.1205E-03	0.0010390	2.53118E-04	0.000688	0.113037	0.000413	0.1404888	0.001864	6.99034E-06	0.001576	
	September	199.3687	57.3223	0.596834	0.015433	0.082001	0.0154934	0.090755	3.058889	0.000678	6.8188E-04	0.0242911	1.0249E-03	0.0009763	2.60592E-04	0.000593	0.118735	0.000363	0.1375779	0.001616	6.22294E-06	0.001861	
	October	199.8935	59.7023	0.635953	0.015398	0.080279	0.0171092	0.097605	3.324117	0.000575	5.7560E-04	0.0261464	1.0862E-03	0.0009459	2.32107E-04	0.000546	0.110898	0.000348	0.1387673	0.001580	6.07614E-06	0.002002	
	November	190.0007	53.8508	0.189115	0.005459	0.024635	0.0090493	0.071947	0.633734	0.000557	5.5092E-04	0.0173730	6.6925E-04	0.0009012	2.52716E-04	0.000432	0.234797	0.000327	0.1559716	0.001527	5.32780E-06	0.001734	
	December	184.0790	52.1266	0.192365	0.005593	0.023939	0.0088895	0.064963	0.511764	0.000552	5.4587E-04	0.0175067	6.6571E-04	0.0008595	2.34584E-04	0.000400	0.167167	0.000326	0.1304536	0.001518	5.32593E-06	0.001711	
Year 5	January	198.7647	54.0806	0.201750	0.005220	0.030393	0.0089606	0.073231	0.596819	0.000641	6.5735E-04	0.0160690	6.6433E-04	0.0009025	2.27691E-04	0.000403	0.255938	0.000326	0.1478400	0.001520	5.35296E-06	0.001771	
	February	192.8522	53.5318	0.198650	0.005172	0.026226	0.0087566	0.071163	0.599879	0.000550	5.4361E-04	0.0177776	6.6473E-04	0.0009557	2.37081E-04	0.000442	0.297860	0.000377	0.1545524	0.001543	5.29572E-06	0.001697	
	March	192.3302	53.6443	0.196466	0.005111	0.023616	0.0079124	0.069675	0.467465	0.000527	5.2105E-04	0.0180784	6.6964E-04	0.0008974	2.32833E-04	0.000406	0.270591	0.000330	0.1496005	0.001536	5.16328E-06	0.001679	
	April	216.2045	48.5506	0.720512	0.016986	0.090830	0.0033249	0.078786	1.442085	0.000635	5.8054E-04	0.0203171	7.9368E-04	0.0013389	2.06505E-04	0.000376	0.160846	0.000589	0.1363110	0.001660	5.92823E-06	0.001773	
	May	189.3468	50.9591	0.880205	0.021624	0.112456	0.0145296	0.092446	3.789527	0.000679	6.5147E-04	0.0503695	1.1399E-03	0.0013085	2.45826E-04	0.000949	0.236869	0.000709	0.1466435	0.001792	6.32949E-06	0.001602	
	June	176.5917	48.9442	0.760427	0.019625	0.096940	0.0197204	0.077656	2.275896	0.000692	6.5405E-04	0.0396947	9.2500E-04	0.0010078	2.07491E-04	0.000779	0.134526	0.000568	0.1326635	0.001666	6.19945E-06	0.001174	
	July	190.7208	49.9969	0.509336	0.013931	0.071538	0.0214851	0.081135	2.221456	0.000607	6.1758E-04	0.0323857	9.2447E-04	0.0010461	2.32033E-04	0.000703	0.110148	0.000465	0.1327541	0.001686	7.00875E-06	0.001358	
	August	195.9260	55.8573	0.756256	0.020035	0.105146	0.0185939	0.092882	3.828739	0.000599	5.9105E-04	0.0306652	1.2031E-03	0.0010589	2.53351E-04	0.000705	0.112502	0.000418	0.1430757	0.001878	7.22330E-06	0.001616	
	September	200.0100	58.0774	0.689848	0.017576	0.093777	0.0158942	0.093724	3.482759	0.000676	6.7966E-04	0.0260214	1.0901E-03	0.0009919	2.60029E-04	0.000608	0.117884	0.000366	0.1395497	0.001628	6.43069E-06	0.001888	
	October	200.5799	60.5097	0.724824	0.017447	0.091536	0.0175181	0.100656	3.766350	0.000573	5.7342E-04	0.0279670	1.1541E-03	0.0009623	2.32195E-04	0.000562	0.110416	0.000351	0.1408712	0.001593	6.28833E-06	0.002031	
	November	189.4167	53.7093	0.188753	0.005451	0.024590	0.0090490	0.071789	0.631114	0.000556	5.5001E-04	0.0174953	6.6929E-04	0.0009005	2.51789E-04	0.000438	0.232507	0.000327	0.1554523	0.001526	5.39853E-06	0.001730	
	December	183.6174	52.0152	0.191986	0.005584	0.023906	0.0088935	0.064909	0.511030	0.000551	5.4514E-04	0.0176172	6.6577E-04	0.0008594	2.33917E-04	0.000405	0.165842	0.000326	0.1302937	0.001517	5.39218E-06	0.001708	
Year 6	January	198.1232	53.9497	0.201262	0.005216	0.030279	0.0089612	0.073070	0.594909	0.000639	6.5516E-04	0.0161942	6.6443E-04	0.0009019	2.27171E-04	0.000408	0.253595	0.000326	0.1474749	0.001519	5.41577E-06	0.001767	
	February	192.1211	53.3765	0.198073	0.005168	0.026151	0.0087559	0.070994	0.597272	0.000548	5.4253E-04	0.0179166	6.6484E-04	0.0009541	2.36337E-04	0.000448	0.294510	0.000376	0.1540220	0.001541	5.37760E-06	0.001692	
	March	191.4947	53.4764	0.195842	0.005106	0.023577	0.0079119	0.069510	0.466073	0.000526	5.1985E-04	0.0182398	6.6975E-04	0.0008968	2.32223E-04	0.000414	0.267897	0.000331	0.1491808	0.001535	5.25634E-06	0.001674	
	April	215.6327	48.6639	0.809475	0.019030	0.102089	0.0034524	0.079530	1.57														

		Uranium (U) Total	Zinc (Zn) Total	Dissolved Organic Carbon
		mg/L	mg/L	mg/L
Year 3	January	0.004122	0.035432	1.319861
	February	0.004026	0.038506	0.931536
	March	0.004078	0.037194	0.845255
	April	0.009534	0.031126	1.558092
	May	0.008721	0.036240	2.553341
	June	0.008705	0.030624	1.406589
	July	0.007200	0.029429	1.469741
	August	0.005082	0.028995	1.568154
	September	0.005242	0.033799	1.618755
	October	0.005428	0.029155	1.461073
	November	0.003961	0.036455	1.154095
	December	0.004014	0.034565	1.228478
Year 4	January	0.004119	0.035334	1.317035
	February	0.004022	0.038371	0.930968
	March	0.004073	0.037084	0.844497
	April	0.009728	0.031071	1.551726
	May	0.009424	0.036225	2.536628
	June	0.009110	0.030634	1.402313
	July	0.007590	0.029449	1.467041
	August	0.005824	0.029057	1.562941
	September	0.005859	0.033822	1.615808
	October	0.006132	0.029233	1.459387
	November	0.003960	0.036433	1.153742
	December	0.004014	0.034559	1.228337
Year 5	January	0.004119	0.035333	1.317004
	February	0.004021	0.038347	0.930869
	March	0.004071	0.037042	0.844200
	April	0.009874	0.031039	1.547737
	May	0.009934	0.036191	2.521110
	June	0.009368	0.030606	1.396289
	July	0.007806	0.029418	1.462276
	August	0.006229	0.029014	1.550339
	September	0.006173	0.033648	1.605386
	October	0.006458	0.029168	1.449681
	November	0.003955	0.036216	1.150264
	December	0.004008	0.034371	1.224218
Year 6	January	0.004112	0.035151	1.311756
	February	0.004014	0.038089	0.929788
	March	0.004063	0.036821	0.842670
	April	0.009964	0.030879	1.534317
	May	0.010300	0.036003	2.485816
	June	0.009586	0.030525	1.385987
	July	0.008027	0.029360	1.455313
	August	0.006686	0.028984	1.538349
	September	0.006553	0.033545	1.597916
	October	0.006905	0.029170	1.444410
	November	0.003952	0.036117	1.148663
	December	0.004006	0.034294	1.222530

		Hardness (from Total)	Sulphate dissolved	Nitrate (N)	Nitrite (N)	Ammonia (N)	Phosphorus (P)	Fluoride (F)	Chloride (Cl)	Cyanide Total	Cyanide Weak Acid Dissociable	Aluminum (Al) Total	Antimony (Sb) Total	Arsenic (As) Total	Cadmium (Cd) Total	Copper (Cu) Total	Iron (Fe) Total	Lead (Pb) Total	Manganese (Mn) Total	Nickel (Ni) Total	Silver (Ag) Total	Selenium (Se) Total	
		mg/L	mg/L	mg/L	mg/L	mg/L	mg/L	mg/L	mg/L	mg/L	mg/L	mg/L	mg/L	mg/L	mg/L	mg/L	mg/L	mg/L	mg/L	mg/L	mg/L	mg/L	mg/L
Year 7	January	197.8713	53.8983	0.201070	0.005215	0.030235	0.0089614	0.073007	0.594160	0.000638	6.5430E-04	0.0162434	6.6447E-04	0.0009016	2.26967E-04	0.000410	0.252676	0.000326	0.1473315	0.001519	5.44043E-06	0.001765	
	February	191.8327	53.3153	0.197845	0.005166	0.026122	0.0087555	0.070928	0.596243	0.000548	5.4211E-04	0.0179715	6.6489E-04	0.0009535	2.36044E-04	0.000450	0.293188	0.000376	0.1538127	0.001541	5.40990E-06	0.001691	
	March	191.1180	53.4008	0.195561	0.005104	0.023559	0.0079117	0.069435	0.465445	0.000525	5.1930E-04	0.0183125	6.6980E-04	0.0008965	2.31948E-04	0.000417	0.266682	0.000331	0.1489916	0.001534	5.29829E-06	0.001672	
	April	215.6886	48.9277	0.920898	0.021592	0.116181	0.0036021	0.080595	1.727913	0.000631	5.7833E-04	0.0216439	8.3804E-04	0.0013492	2.06440E-04	0.000395	0.157413	0.000591	0.1371631	0.001666	6.15846E-06	0.001787	
	May	191.4480	52.9982	1.165556	0.028181	0.148538	0.0154407	0.099795	4.809056	0.000672	6.4513E-04	0.0540723	1.2971E-03	0.0013422	2.45818E-04	0.000977	0.232098	0.000712	0.1513040	0.001820	6.81948E-06	0.001674	
	June	177.4876	49.9605	1.009395	0.025340	0.128416	0.0202679	0.081783	2.843539	0.000685	6.4854E-04	0.0420505	1.0124E-03	0.0010290	2.07826E-04	0.000801	0.132979	0.000571	0.1352821	0.001682	6.52434E-06	0.001214	
	July	191.8913	51.0551	0.660273	0.017398	0.090559	0.0220051	0.085169	2.779506	0.000606	6.1533E-04	0.0345916	1.0098E-03	0.0010662	2.32115E-04	0.000720	0.109237	0.000470	0.1353818	0.001703	7.23726E-06	0.001398	
	August	198.4196	58.0232	1.001070	0.025651	0.136079	0.0196029	0.100899	4.926182	0.000594	5.8700E-04	0.0349869	1.3706E-03	0.0010992	2.54050E-04	0.000739	0.111644	0.000426	0.1483517	0.001908	7.66344E-06	0.001696	
	September	201.9861	59.8237	0.888242	0.022143	0.118882	0.0167450	0.100197	4.384005	0.000673	6.7680E-04	0.0295627	1.2284E-03	0.0010250	2.59819E-04	0.000635	0.116804	0.000373	0.1438378	0.001656	6.79895E-06	0.001950	
	October	203.1479	62.5879	0.914167	0.021807	0.115497	0.0184770	0.108059	4.792937	0.000571	5.7120E-04	0.0319491	1.3111E-03	0.0010000	2.33130E-04	0.000591	0.109958	0.000360	0.1458501	0.001626	6.66722E-06	0.002103	
	November	188.8695	53.5767	0.188414	0.005445	0.024549	0.0090486	0.071641	0.628660	0.000555	5.4915E-04	0.0176100	6.6932E-04	0.0008999	2.50920E-04	0.000442	0.230362	0.000327	0.1549656	0.001525	5.46480E-06	0.001726	
	December	183.2291	51.9216	0.191667	0.005576	0.023878	0.0088969	0.064864	0.510412	0.000550	5.4452E-04	0.0177101	6.6582E-04	0.0008593	2.33356E-04	0.000410	0.164728	0.000326	0.1301592	0.001516	5.44791E-06	0.001705	
Year 8	January	197.6071	53.8444	0.200869	0.005213	0.030188	0.0089616	0.072941	0.593373	0.000638	6.5340E-04	0.0162950	6.6451E-04	0.0009014	2.26753E-04	0.000412	0.251711	0.000326	0.1471811	0.001518	5.46630E-06	0.001764	
	February	191.5089	53.2466	0.197589	0.005164	0.026089	0.0087552	0.070853	0.595088	0.000548	5.4163E-04	0.0180331	6.6494E-04	0.0009529	2.35714E-04	0.000453	0.291703	0.000376	0.1535777	0.001540	5.44617E-06	0.001689	
	March	190.7273	53.3223	0.195269	0.005102	0.023540	0.0079115	0.069357	0.464795	0.000525	5.1874E-04	0.0183880	6.6985E-04	0.0008962	2.31663E-04	0.000421	0.265422	0.000331	0.1487954	0.001533	5.34180E-06	0.001670	
	April	215.4336	49.0247	0.952033	0.022307	0.120123	0.0036864	0.081119	1.814216	0.000629	5.7751E-04	0.0220632	8.5149E-04	0.0013523	2.06387E-04	0.000401	0.156139	0.000592	0.1373823	0.001668	6.23826E-06	0.001791	
	May	191.9595	53.5872	1.199254	0.028955	0.152800	0.0157070	0.101956	5.112100	0.000669	6.4265E-04	0.0551671	1.3440E-03	0.0013518	2.45675E-04	0.000986	0.230227	0.000712	0.1526557	0.001827	6.98404E-06	0.001694	
	June	177.6019	50.2139	1.030215	0.025815	0.131048	0.0204236	0.082927	3.003012	0.000682	6.4619E-04	0.0427500	1.0371E-03	0.0010350	2.07847E-04	0.000809	0.132315	0.000572	0.1359923	0.001686	6.63953E-06	0.001224	
	July	192.0435	51.2882	0.666884	0.017549	0.091364	0.0221362	0.086167	2.921438	0.000605	6.1424E-04	0.0351857	1.0315E-03	0.0010712	2.31969E-04	0.000725	0.108791	0.000471	0.1360231	0.001707	7.31151E-06	0.001407	
	August	198.8100	58.5268	1.010877	0.025870	0.137309	0.0198566	0.102921	5.208201	0.000592	5.8501E-04	0.0361606	1.4137E-03	0.0011096	2.54015E-04	0.000749	0.111207	0.000429	0.1496780	0.001914	7.80710E-06	0.001716	
	September	202.2379	60.2170	0.895117	0.022304	0.119762	0.0169665	0.101809	4.617969	0.000671	6.7527E-04	0.0305408	1.2645E-03	0.0010336	2.59343E-04	0.000643	0.116212	0.000374	0.1449103	0.001662	6.92589E-06	0.001964	
	October	203.4140	63.0047	0.917797	0.021895	0.115970	0.0186983	0.109684	5.033514	0.000569	5.6970E-04	0.0329664	1.3481E-03	0.0010090	2.33097E-04	0.000601	0.109623	0.000362	0.1469841	0.001633	6.79518E-06	0.002118	
	November	188.4974	53.4866	0.188184	0.005440	0.024520	0.0090484	0.071541	0.626991	0.000554	5.4857E-04	0.0176879	6.6934E-04	0.0008995	2.50330E-04	0.000446	0.228903	0.000327	0.1546347	0.001524	5.50987E-06	0.001724	
	December	182.9301	51.8494	0.191422	0.005571	0.023857	0.0088995	0.064829	0.509937	0.000550	5.4405E-04	0.0177817	6.6586E-04	0.0008593	2.32924E-04	0.000413	0.163870	0.000326	0.1300557	0.001515	5.49082E-06	0.001702	
Year 9	January	197.1982	53.7610	0.200557	0.005211	0.030116	0.0089620	0.072838	0.592155	0.000636	6.5200E-04	0.0163748	6.6457E-04	0.0009010	2.26422E-04	0.000415	0.250217	0.000326	0.1469484	0.001518	5.50633E-06	0.001761	
	February	191.0123	53.1411	0.197197	0.005162	0.026039	0.0087547	0.070738	0.593317	0.000547	5.4089E-04	0.0181275	6.6502E-04	0.0009518	2.35209E-04	0.000457	0.289427	0.000375	0.1532174	0.001539	5.50179E-06	0.001686	
	March	190.0979	53.1958	0.194799	0.005098	0.023510	0.0079111	0.069233	0.463746	0.000524	5.1783E-04	0.0185096	6.6993E-04	0.0008958	2.31203E-04	0.000426	0.263392	0.000331	0.1484792	0.001532	5.41191E-06	0.001667	
	April	214.7493	48.9551	0.940943	0.022052	0.118729	0.0037179	0.081160	1.843053	0.000627	5.7632E-04	0.0223159	8.5632E-04	0.0013533	2.06168E-04	0.000408	0.154282	0.000592	0.1372253	0.001667	6.32699E-06	0.001789	
	May	191.5690	53.6857	1.180151	0.028514	0.150386	0.0157670	0.102508	5.205582	0.000665	6.3901E-04	0.0554767	1.3592E-03	0.0013532	2.44948E-04	0.000990	0.227458	0.000710	0.1529101	0.001827	7.12659E-06	0.001698	
	June	177.2043	50.1805	1.009799	0.025342	0.128465	0.0204704	0.083180	3.044878	0.000679	6.4308E-04	0.0430510	1.0440E-03	0.0010367	2.07627E-04	0.000816	0.131428	0.000572	0.1360994	0.001686	6.74415E-06	0.001226	
	July	191.7691	51.2681	0.652853	0.017224	0.089552	0.0221656	0.086349	2.956067	0.000604	6.1287E-04	0.0354012	1.0369E-03	0.0010723	2.31575E-04	0.000729	0.108224	0.000471	0.1361215	0.001707	7.36414E-06	0.001408	
	August	198.2312	58.4789	0.983838	0.025239	0.133876	0.0198870	0.103180	5.258372	0.000590	5.8220E-04	0.0365329	1.4215E-03	0.0011116	2.53455E-04	0.000756	0.110571	0.000429	0.1498375	0.001912	7.91175E-06	0.001718	
	September	201.5236	60.0794	0.869396	0.021718	0.116526	0.0169858	0.101746	4.636542	0.000669	6.7294E-04	0.0307835	1.2680E-03	0.0010343	2.58119E-04	0.000649	0.115290	0.000374	0.1448808	0.001661	7.02404E-06	0.001960	
	October	202.7717	62.8998	0.891272	0.021291	0.112636	0.0187097	0.109598	5.053138	0.000568	5.6765E-04	0.0332157	1.3515E-03	0.0010099	2.32597E-04	0.000607	0.109146	0.000362	0.1470119	0.001633	6.88306E-06	0.002114	
	November	188.0017	53.3665	0.187877	0.005434	0.024482	0.0090481	0.071407	0.624767	0.000554	5.4779E-04	0.0177918	6.6937E-04	0.0008989	2.49543E-04	0.000450	0.226960	0.000327	0.1541939	0.001523	5.56990E-06	0.001720	
	December	182.5604	51.7602	0.191118	0.005564	0.023830	0.0089027	0.064786	0.509348	0.000549	5.4346E-04	0.0178702	6.6591E-04	0.0008592	2.32390E-04	0.000417	0.162809	0.000326	0.1299276	0.001514	5.54389E-06	0.001700	
Year 10	January	196.6943	53.6582	0.200174	0.005208	0.030027	0.0089624	0.072712	0.590655	0.000635	6.5029E-04	0.0164732	6.6465E-04	0.0009005	2.26014E-04	0.000419	0.248377	0.000326	0.1466616	0.001517	5.55566E-06	0.001758	
	February	190.4307	53.0176	0.196738	0.005158	0.025980	0.0087541	0.070604	0.591243	0.000546	5.4003E-04	0.0182382	6.6511E-04	0.0009506	2.34617E-04	0.000462	0.286761	0.000375	0.1527953	0.001538	5.56694E-06	0.001683	
	March	189.4288	53.0614	0.194300	0.005094	0.023478	0.0079107	0.069100	0.462632	0.000523	5.1687E-04	0.0186388	6.7001E-04	0.0008953	2.30715E-04	0.000433	0.261234	0.000331	0.1481431	0.001531	5.48644E-06	0.001663	
	April	213.5600	48.5404	0.907681	0.021287	0.114531	0.0035995	0.080017	1.7														

		Uranium (U) Total	Zinc (Zn) Total	Dissolved Organic Carbon
		mg/L	mg/L	mg/L
Year 7	January	0.004109	0.035079	1.309696
	February	0.004011	0.037987	0.929361
	March	0.004059	0.036722	0.841981
	April	0.010078	0.030816	1.528209
	May	0.010701	0.035933	2.467195
	June	0.009794	0.030491	1.380121
	July	0.008223	0.029337	1.451413
	August	0.007051	0.028968	1.529850
	September	0.006845	0.033460	1.591919
	October	0.007224	0.029162	1.439783
	November	0.003950	0.036013	1.147005
	December	0.004003	0.034213	1.220753
Year 8	January	0.004106	0.035005	1.307535
	February	0.004008	0.037873	0.928882
	March	0.004054	0.036619	0.841265
	April	0.010139	0.030731	1.520971
	May	0.010929	0.035822	2.446125
	June	0.009913	0.030433	1.373229
	July	0.008328	0.029285	1.446181
	August	0.007262	0.028918	1.519782
	September	0.007018	0.033333	1.584716
	October	0.007400	0.029111	1.433112
	November	0.003946	0.035875	1.144789
	December	0.003999	0.034092	1.218084
Year 9	January	0.004102	0.034889	1.304190
	February	0.004003	0.037697	0.928148
	March	0.004048	0.036453	0.840113
	April	0.010155	0.030598	1.510447
	May	0.011000	0.035623	2.415149
	June	0.009944	0.030340	1.364116
	July	0.008352	0.029205	1.439622
	August	0.007297	0.028812	1.505556
	September	0.007027	0.033105	1.573726
	October	0.007409	0.029008	1.423963
	November	0.003942	0.035691	1.141837
	December	0.003995	0.033941	1.214784
Year 10	January	0.004097	0.034746	1.300069
	February	0.003997	0.037492	0.927287
	March	0.004041	0.036276	0.838888
	April	0.010052	0.030450	1.500081
	May	0.010643	0.035390	2.388035
	June	0.009743	0.030227	1.356230
	July	0.008156	0.029118	1.434969
	August	0.006907	0.028695	1.497581
	September	0.006697	0.032973	1.569586
	October	0.007026	0.028929	1.421668
	November	0.003941	0.035657	1.141287
	December	0.003994	0.033926	1.214443

		Hardness (from Total)	Sulphate dissolved	Nitrate (N)	Nitrite (N)	Ammonia (N)	Phosphorus (P)	Fluoride (F)	Chloride (Cl)	Cyanide Total	Cyanide Weak Acid Dissociable	Aluminum (Al) Total	Antimony (Sb) Total	Arsenic (As) Total	Cadmium (Cd) Total	Copper (Cu) Total	Iron (Fe) Total	Lead (Pb) Total	Manganese (Mn) Total	Nickel (Ni) Total	Silver (Ag) Total	Selenium (Se) Total	
		mg/L	mg/L	mg/L	mg/L	mg/L	mg/L	mg/L	mg/L	mg/L	mg/L	mg/L	mg/L	mg/L	mg/L	mg/L	mg/L	mg/L	mg/L	mg/L	mg/L	mg/L	mg/L
Year 11	January	125.7121	34.2910	0.127924	0.003328	0.019192	0.0057259	0.046467	0.377501	0.000406	4.1562E-04	0.0105153	4.2463E-04	0.0005754	1.44435E-04	0.000267	0.158856	0.000208	0.0937267	0.000969	3.54483E-06	0.001123	
	February	128.3905	35.7361	0.132610	0.003475	0.017511	0.0058960	0.047583	0.398685	0.000368	3.6391E-04	0.0122574	4.4793E-04	0.0006405	1.58152E-04	0.000310	0.193757	0.000253	0.1030059	0.001036	3.73404E-06	0.001134	
	March	149.5162	41.8577	0.153278	0.004015	0.018508	0.0062316	0.054491	0.364924	0.000412	4.0758E-04	0.0146246	5.2775E-04	0.0007055	1.81958E-04	0.000338	0.206743	0.000261	0.1168459	0.001207	4.28856E-06	0.001312	
	April	114.8507	26.1295	0.463103	0.010872	0.058425	0.0019553	0.043172	0.948227	0.000336	3.0865E-04	0.0118241	4.5283E-04	0.0007236	1.10370E-04	0.000219	0.082483	0.000317	0.0732963	0.000892	3.38584E-06	0.000955	
	May	136.7238	38.0385	0.767039	0.018626	0.097822	0.0111074	0.071928	3.520215	0.000477	4.5847E-04	0.0389958	9.4213E-04	0.0009626	1.75388E-04	0.000705	0.163313	0.000508	0.1086079	0.001304	5.03967E-06	0.001202	
	June	117.7906	33.1990	0.608209	0.015400	0.077426	0.0135215	0.054536	1.909362	0.000453	4.2917E-04	0.0281989	6.7715E-04	0.0006862	1.38200E-04	0.000539	0.087772	0.000380	0.0900970	0.001119	4.43430E-06	0.000808	
	July	112.5723	29.9491	0.349578	0.009340	0.048336	0.0129325	0.049994	1.629226	0.000355	3.6095E-04	0.0203774	5.9306E-04	0.0006266	1.36197E-04	0.000425	0.063870	0.000276	0.0795357	0.001001	4.28153E-06	0.000821	
	August	131.1075	38.3174	0.587241	0.015245	0.080548	0.0129547	0.066557	3.225717	0.000393	3.8796E-04	0.0231440	9.0278E-04	0.0007276	1.68133E-04	0.000492	0.073734	0.000283	0.0981502	0.001262	5.11571E-06	0.001121	
	September	129.5820	38.3188	0.506062	0.012745	0.068222	0.0107204	0.063971	2.759784	0.000432	4.3495E-04	0.0188509	7.8141E-04	0.0006575	1.66777E-04	0.000409	0.074907	0.000239	0.0922429	0.001063	4.38623E-06	0.001249	
	October	147.7079	45.3798	0.590126	0.014145	0.074554	0.0133683	0.077912	3.377707	0.000416	4.1639E-04	0.0229055	9.3852E-04	0.0007254	1.69832E-04	0.000430	0.080134	0.000262	0.1058221	0.001182	4.84724E-06	0.001525	
	November	120.4423	34.1661	0.120153	0.003472	0.015655	0.0057705	0.045686	0.400894	0.000354	3.5020E-04	0.0112307	4.2684E-04	0.0005739	1.60012E-04	0.000282	0.146895	0.000209	0.0988216	0.000972	3.48533E-06	0.001101	
	December	113.8910	32.2714	0.119126	0.003466	0.014840	0.0055276	0.040308	0.317209	0.000342	3.3840E-04	0.0109938	4.1370E-04	0.0005339	1.45056E-04	0.000254	0.102476	0.000203	0.0808883	0.000942	3.37884E-06	0.001059	
Year 12	January	90.0773	15.1285	0.067166	0.000881	0.008588	0.0051280	0.031317	0.364161	0.000273	2.8770E-04	0.0062505	2.6314E-05	0.0001778	4.08251E-05	0.000140	0.130648	0.000040	0.0221200	0.000204	2.16921E-06	0.000576	
	February	91.5144	15.8639	0.069620	0.000934	0.006457	0.0052763	0.031863	0.385757	0.000229	2.2989E-04	0.0078019	3.4067E-05	0.0002285	5.07981E-05	0.000176	0.165767	0.000078	0.0288239	0.000242	2.27861E-06	0.000566	
	March	106.9470	18.8276	0.080297	0.001066	0.005637	0.0055120	0.036260	0.348460	0.000252	2.5232E-04	0.0094051	4.7375E-05	0.0002261	5.72415E-05	0.000179	0.173688	0.000057	0.0306423	0.000285	2.57384E-06	0.000653	
	April	94.0055	14.6802	0.404947	0.008907	0.049269	0.0015925	0.034193	0.942078	0.000257	2.3175E-04	0.0091517	2.1276E-04	0.0004838	4.79533E-05	0.000136	0.066460	0.000215	0.0303226	0.000433	2.49122E-06	0.000628	
	May	127.0945	32.4726	0.707909	0.016957	0.089453	0.0109881	0.067685	3.527694	0.000444	4.2578E-04	0.0378643	8.2308E-04	0.0008475	1.45733E-04	0.000664	0.158908	0.000462	0.0874865	0.001080	4.45182E-06	0.001044	
	June	105.6599	26.4850	0.553291	0.013771	0.069416	0.0132991	0.049168	1.908694	0.000411	3.8762E-04	0.0264852	5.3397E-04	0.0005429	1.01259E-04	0.000486	0.078260	0.000321	0.0644227	0.000847	3.80890E-06	0.000613	
	July	90.1653	17.8796	0.293601	0.007397	0.039431	0.0125609	0.040426	1.621343	0.000272	2.8054E-04	0.0176418	3.4118E-04	0.0003750	7.09394E-05	0.000343	0.045304	0.000169	0.0341009	0.000517	3.39131E-06	0.000474	
	August	115.6066	29.7186	0.526728	0.013389	0.071554	0.0127115	0.059749	3.224205	0.000335	3.3254E-04	0.0209839	7.2081E-04	0.0005450	1.21344E-04	0.000427	0.060658	0.000205	0.0652999	0.000917	4.37874E-06	0.000872	
	September	110.2182	27.7111	0.445816	0.010766	0.058908	0.0103866	0.055663	2.756274	0.000360	3.6484E-04	0.0163078	5.5718E-04	0.0004335	1.09867E-04	0.000333	0.058916	0.000145	0.0519246	0.000634	3.52476E-06	0.000946	
	October	111.6526	25.8711	0.498881	0.010972	0.059945	0.0127711	0.062620	3.365321	0.000281	2.8633E-04	0.0184229	5.3106E-04	0.0003179	6.41119E-05	0.000296	0.049522	0.000089	0.0323184	0.000400	3.38417E-06	0.000969	
	November	84.8879	15.0713	0.059435	0.001035	0.005008	0.0051748	0.030584	0.388594	0.000220	2.2134E-04	0.0069652	2.9454E-05	0.0001773	5.71465E-05	0.000154	0.118937	0.000040	0.0275856	0.000210	2.09700E-06	0.000555	
	December	78.8007	13.4758	0.059484	0.001073	0.004367	0.0049381	0.025354	0.302967	0.000211	2.1159E-04	0.0068257	2.3385E-05	0.0001438	4.36884E-05	0.000129	0.073841	0.000038	0.0105106	0.000193	2.02518E-06	0.000523	
Year 13	January	90.7409	15.2638	0.067671	0.000885	0.008706	0.0051274	0.031483	0.366137	0.000275	2.8996E-04	0.0061209	2.6211E-05	0.0001784	4.13625E-05	0.000135	0.133072	0.000040	0.0224977	0.000206	2.10423E-06	0.000580	
	February	92.3510	16.0415	0.070281	0.000939	0.006542	0.0052771	0.032056	0.388741	0.000230	2.3113E-04	0.0076427	3.3935E-05	0.0002303	5.16496E-05	0.000169	0.169602	0.000079	0.0294310	0.000244	2.18490E-06	0.000571	
	March	108.1515	19.0696	0.081197	0.001073	0.005694	0.0055127	0.036499	0.350466	0.000253	2.5406E-04	0.0091724	4.7221E-05	0.0002270	5.81210E-05	0.000168	0.177572	0.000057	0.0312473	0.000287	2.43968E-06	0.000660	
	April	95.0348	14.8604	0.385129	0.008452	0.046752	0.0015896	0.034443	0.945054	0.000260	2.3331E-04	0.0089710	2.1265E-04	0.0004840	4.83001E-05	0.000128	0.068896	0.000215	0.0307292	0.000435	2.38642E-06	0.000634	
	May	128.3236	32.6795	0.669792	0.016083	0.084631	0.0110475	0.068023	3.539756	0.000451	4.3203E-04	0.0379699	8.2315E-04	0.0008515	1.47233E-04	0.000659	0.163667	0.000467	0.0878988	0.001086	4.25603E-06	0.001050	
	June	106.5713	26.7049	0.522534	0.013071	0.065529	0.0132913	0.049304	1.913530	0.000417	3.9284E-04	0.0262572	5.3388E-04	0.0005426	1.01738E-04	0.000477	0.079755	0.000322	0.0646127	0.000850	3.65443E-06	0.000617	
	July	90.7257	18.0206	0.277510	0.007029	0.037451	0.0125672	0.040548	1.623151	0.000273	2.8249E-04	0.0175228	3.4126E-04	0.0003753	7.15798E-05	0.000340	0.046120	0.000169	0.0342130	0.000518	3.33038E-06	0.000477	
	August	116.7514	29.9695	0.496429	0.012706	0.067745	0.0127422	0.059964	3.229716	0.000340	3.3681E-04	0.0207201	7.2144E-04	0.0005450	1.22315E-04	0.000418	0.061629	0.000205	0.0654600	0.000923	4.24280E-06	0.000875	
	September	111.2801	27.9627	0.421759	0.010207	0.055845	0.0103889	0.055973	2.761382	0.000363	3.6799E-04	0.0160916	5.5703E-04	0.0004336	1.11563E-04	0.000326	0.060162	0.000145	0.0521129	0.000636	3.40081E-06	0.000954	
	October	112.7221	26.0997	0.472195	0.010349	0.056542	0.0127848	0.062992	3.368599	0.000284	2.8941E-04	0.0181698	5.3087E-04	0.0003177	6.49102E-05	0.000288	0.050239	0.000089	0.0324377	0.000401	3.26160E-06	0.000977	
	November	85.5529	15.2324	0.059847	0.001044	0.005058	0.0051752	0.030763	0.391577	0.000222	2.2238E-04	0.0068259	2.9415E-05	0.0001780	5.82018E-05	0.000148	0.121544	0.000040	0.0281769	0.000211	2.01646E-06	0.000560	
	December	79.2830	13.5922	0.059880	0.001083	0.004402	0.0049339	0.025410	0.303734	0.000211	2.1236E-04	0.0067103	2.3321E-05	0.0001439	4.43854E-05	0.000123	0.075225	0.000038	0.0106776	0.000194	1.95596E-06	0.000526	
Year 14	January	91.3493	15.3880	0.068134	0.000888	0.008813	0.0051269	0.031636	0.367948	0.000277	2.9203E-04	0.0060021	2.6117E-05	0.0001790	4.18552E-05	0.000130	0.135293	0.000040	0.0228440	0.000206	2.04467E-06	0.000584	
	February	93.0482	16.1896	0.070831	0.000943	0.006613	0.0052779	0.032217	0.391228	0.000231	2.3216E-04	0.0075101	3.3824E-05	0.0002317	5.23592E-05	0.000163	0.172797	0.000080	0.0299369	0.000246	2.10681E-06	0.000575	
	March	109.0549	19.2511	0.081871	0.001079	0.005738	0.0055132	0.036678	0.351971	0.000255	2.5537E-04	0.0089979	4.7106E-05	0.0002277	5.87806E-05	0.000160	0.180486	0.000057	0.0317010	0.000289	2.33906E-06	0.000665	
	April	95.3761	14.5053	0.366429	0.008022	0.044381	0.0015450	0.032729	0.884765	0.													

		Uranium (U) Total	Zinc (Zn) Total	Dissolved Organic Carbon
		mg/L	mg/L	mg/L
Year 11	January	0.002618	0.022212	0.830979
	February	0.002693	0.025299	0.624725
	March	0.003186	0.028654	0.661359
	April	0.005411	0.016376	0.808242
	May	0.007727	0.025537	1.734316
	June	0.006535	0.020223	0.911038
	July	0.004830	0.017197	0.849275
	August	0.004644	0.019155	1.007724
	September	0.004358	0.021463	1.021421
	October	0.005180	0.021246	1.048803
	November	0.002519	0.022965	0.731447
	December	0.002488	0.021276	0.758889
Year 12	January	0.000940	0.009994	0.836408
	February	0.000951	0.012705	0.625963
	March	0.001167	0.014012	0.663564
	April	0.004405	0.009079	0.822037
	May	0.007232	0.022186	1.787434
	June	0.005934	0.015930	0.926342
	July	0.003768	0.009468	0.858678
	August	0.003879	0.013636	1.029338
	September	0.003420	0.014793	1.036255
	October	0.003468	0.008715	1.062526
	November	0.000844	0.010833	0.735407
	December	0.000843	0.009314	0.763193
Year 13	January	0.000947	0.010182	0.841836
	February	0.000960	0.013000	0.627200
	March	0.001180	0.014329	0.665770
	April	0.004415	0.009258	0.835832
	May	0.007241	0.022546	1.840553
	June	0.005939	0.016095	0.941647
	July	0.003772	0.009588	0.868081
	August	0.003887	0.013806	1.050953
	September	0.003431	0.015104	1.051089
	October	0.003480	0.008872	1.076248
	November	0.000850	0.011080	0.739368
	December	0.000849	0.009510	0.767497
Year 14	January	0.000954	0.010355	0.846812
	February	0.000967	0.013247	0.628232
	March	0.001190	0.014568	0.667424
	April	0.004221	0.009382	0.845028
	May	0.006290	0.022778	1.871539
	June	0.005454	0.016189	0.949299
	July	0.003363	0.009648	0.871998
	August	0.002968	0.013884	1.058158
	September	0.002693	0.015199	1.054797
	October	0.002530	0.008921	1.078535
	November	0.000850	0.011100	0.739698
	December	0.000849	0.009510	0.767497

		Hardness (from Total)	Sulphate dissolved	Nitrate (N)	Nitrite (N)	Ammonia (N)	Phosphorus (P)	Fluoride (F)	Chloride (Cl)	Cyanide Total	Cyanide Weak Acid Dissociable	Aluminum (Al) Total	Antimony (Sb) Total	Arsenic (As) Total	Cadmium (Cd) Total	Copper (Cu) Total	Iron (Fe) Total	Lead (Pb) Total	Manganese (Mn) Total	Nickel (Ni) Total	Silver (Ag) Total	Selenium (Se) Total
		mg/L	mg/L	mg/L	mg/L	mg/L	mg/L	mg/L	mg/L	mg/L	mg/L	mg/L	mg/L	mg/L	mg/L	mg/L	mg/L	mg/L	mg/L	mg/L	mg/L	mg/L
Year 15	January	64.8081	9.5945	0.047049	0.000660	0.004043	0.0047801	0.021479	0.293638	0.000198	2.0283E-04	0.0041058	7.4996E-06	0.0001079	1.35369E-05	0.000071	0.036203	0.000010	0.0057586	0.000118	1.65054E-06	0.000400
	February	63.8582	9.4600	0.046527	0.000657	0.003338	0.0047946	0.021099	0.295012	0.000185	1.8583E-04	0.0043273	7.6206E-06	0.0001151	1.42499E-05	0.000075	0.039378	0.000017	0.0063334	0.000121	1.64300E-06	0.000388
	March	63.9139	9.3898	0.046264	0.000657	0.002957	0.0047912	0.020881	0.281550	0.000185	1.8565E-04	0.0042956	7.8299E-06	0.0001055	1.22398E-05	0.000067	0.029870	0.000009	0.0047690	0.000118	1.64127E-06	0.000387
	April	73.1243	7.9731	0.308619	0.006415	0.036434	0.0013243	0.024255	0.280070	0.000188	1.7916E-04	0.0054162	2.5554E-04	0.0006069	2.65646E-05	0.000061	0.025178	0.000163	0.0063333	0.000222	2.02502E-06	0.000579
	May	76.1018	13.6123	0.504690	0.011334	0.061233	0.0090324	0.037595	0.308910	0.000196	1.9415E-04	0.0168877	1.1812E-03	0.0015624	7.01281E-05	0.000236	0.029525	0.000203	0.0152069	0.000402	3.56358E-06	0.001074
	June	65.5323	9.8065	0.394900	0.009250	0.047212	0.0127114	0.029144	0.294789	0.000206	2.0254E-04	0.0170161	6.0604E-04	0.0008266	4.07226E-05	0.000256	0.020727	0.000160	0.0084116	0.000293	2.71919E-06	0.000510
	July	71.7951	10.4652	0.213745	0.005183	0.027528	0.0121929	0.029664	0.308979	0.000204	2.0833E-04	0.0125033	5.1513E-04	0.0007338	5.07054E-05	0.000226	0.018741	0.000114	0.0085424	0.000302	2.87563E-06	0.000587
	August	75.5441	15.2017	0.373789	0.008971	0.049948	0.0115576	0.037145	0.240924	0.000170	1.6970E-04	0.0104944	1.1440E-03	0.0014014	9.02867E-05	0.000201	0.013233	0.000092	0.0165776	0.000443	3.71636E-06	0.001208
	September	75.8516	15.4232	0.314374	0.007376	0.041288	0.0098977	0.035106	0.344452	0.000237	2.4149E-04	0.0080451	9.1776E-04	0.0011282	6.91219E-05	0.000148	0.012260	0.000048	0.0129805	0.000316	3.30808E-06	0.001134
	October	78.4621	18.2987	0.368743	0.008091	0.043877	0.0119982	0.039131	0.300989	0.000173	1.7363E-04	0.0105784	1.1761E-03	0.0013936	7.66421E-05	0.000149	0.011661	0.000055	0.0160792	0.000353	3.73769E-06	0.001413
	November	63.3370	9.5474	0.044991	0.000698	0.003117	0.0047910	0.021243	0.299226	0.000185	1.8564E-04	0.0042989	8.3596E-06	0.0001076	1.74819E-05	0.000075	0.032605	0.000010	0.0070371	0.000119	1.64119E-06	0.000393
	December	62.3203	9.2954	0.045490	0.000722	0.003013	0.0047385	0.020106	0.278478	0.000183	1.8418E-04	0.0043450	8.0039E-06	0.0001011	1.50746E-05	0.000071	0.022744	0.000011	0.0030964	0.000118	1.63901E-06	0.000390
Year 16	January	64.8081	9.5945	0.047049	0.000660	0.004043	0.0047801	0.021479	0.293638	0.000198	2.0283E-04	0.0041058	7.4996E-06	0.0001079	1.35369E-05	0.000071	0.036203	0.000010	0.0057586	0.000118	1.65054E-06	0.000400
	February	63.8582	9.4600	0.046527	0.000657	0.003338	0.0047946	0.021099	0.295012	0.000185	1.8583E-04	0.0043273	7.6206E-06	0.0001151	1.42499E-05	0.000075	0.039378	0.000017	0.0063334	0.000121	1.64300E-06	0.000388
	March	63.9139	9.3898	0.046264	0.000657	0.002957	0.0047912	0.020881	0.281550	0.000185	1.8565E-04	0.0042956	7.8299E-06	0.0001055	1.22398E-05	0.000067	0.029870	0.000009	0.0047690	0.000118	1.64127E-06	0.000387
	April	73.1243	7.9731	0.293066	0.006058	0.034467	0.0013243	0.024255	0.280070	0.000188	1.7916E-04	0.0054162	2.5554E-04	0.0006069	2.65646E-05	0.000061	0.025178	0.000163	0.0063333	0.000222	2.02502E-06	0.000579
	May	76.1018	13.6123	0.475271	0.010657	0.057514	0.0090324	0.037595	0.308910	0.000196	1.9415E-04	0.0168877	1.1812E-03	0.0015624	7.01281E-05	0.000236	0.029525	0.000203	0.0152069	0.000402	3.56358E-06	0.001074
	June	65.5323	9.8065	0.371378	0.008709	0.044238	0.0127114	0.029144	0.294789	0.000206	2.0254E-04	0.0170161	6.0604E-04	0.0008266	4.07226E-05	0.000256	0.020727	0.000160	0.0084116	0.000293	2.71919E-06	0.000510
	July	71.7951	10.4652	0.201471	0.004901	0.025976	0.0121929	0.029664	0.308979	0.000204	2.0833E-04	0.0125033	5.1513E-04	0.0007338	5.07054E-05	0.000226	0.018741	0.000114	0.0085424	0.000302	2.87563E-06	0.000587
	August	75.5441	15.2017	0.350630	0.008439	0.047020	0.0115576	0.037145	0.240924	0.000170	1.6970E-04	0.0104944	1.1440E-03	0.0014014	9.02867E-05	0.000201	0.013233	0.000092	0.0165776	0.000443	3.71636E-06	0.001208
	September	75.8516	15.4232	0.295640	0.006945	0.038920	0.0098977	0.035106	0.344452	0.000237	2.4149E-04	0.0080451	9.1776E-04	0.0011282	6.91219E-05	0.000148	0.012260	0.000048	0.0129805	0.000316	3.30808E-06	0.001134
	October	78.4621	18.2987	0.347966	0.007613	0.041250	0.0119982	0.039131	0.300989	0.000173	1.7363E-04	0.0105784	1.1761E-03	0.0013936	7.66421E-05	0.000149	0.011661	0.000055	0.0160792	0.000353	3.73769E-06	0.001413
	November	63.3370	9.5474	0.044991	0.000698	0.003117	0.0047910	0.021243	0.299226	0.000185	1.8564E-04	0.0042989	8.3596E-06	0.0001076	1.74819E-05	0.000075	0.032605	0.000010	0.0070371	0.000119	1.64119E-06	0.000393
	December	62.3203	9.2954	0.045490	0.000722	0.003013	0.0047385	0.020106	0.278478	0.000183	1.8418E-04	0.0043450	8.0039E-06	0.0001011	1.50746E-05	0.000071	0.022744	0.000011	0.0030964	0.000118	1.63901E-06	0.000390
Year 17	January	64.8081	9.5945	0.047049	0.000660	0.004043	0.0047801	0.021479	0.293638	0.000198	2.0283E-04	0.0041058	7.4996E-06	0.0001079	1.35369E-05	0.000071	0.036203	0.000010	0.0057586	0.000118	1.65054E-06	0.000400
	February	63.8582	9.4600	0.046527	0.000657	0.003338	0.0047946	0.021099	0.295012	0.000185	1.8583E-04	0.0043273	7.6206E-06	0.0001151	1.42499E-05	0.000075	0.039378	0.000017	0.0063334	0.000121	1.64300E-06	0.000388
	March	63.9139	9.3898	0.046264	0.000657	0.002957	0.0047912	0.020881	0.281550	0.000185	1.8565E-04	0.0042956	7.8299E-06	0.0001055	1.22398E-05	0.000067	0.029870	0.000009	0.0047690	0.000118	1.64127E-06	0.000387
	April	73.1243	7.9731	0.278515	0.005723	0.032627	0.0013243	0.024255	0.280070	0.000188	1.7916E-04	0.0054162	2.5554E-04	0.0006069	2.65646E-05	0.000061	0.025178	0.000163	0.0063333	0.000222	2.02502E-06	0.000579
	May	76.1018	13.6123	0.447747	0.010025	0.054033	0.0090324	0.037595	0.308910	0.000196	1.9415E-04	0.0168877	1.1812E-03	0.0015624	7.01281E-05	0.000236	0.029525	0.000203	0.0152069	0.000402	3.56358E-06	0.001074
	June	65.5323	9.8065	0.349371	0.008203	0.041456	0.0127114	0.029144	0.294789	0.000206	2.0254E-04	0.0170161	6.0604E-04	0.0008266	4.07226E-05	0.000256	0.020727	0.000160	0.0084116	0.000293	2.71919E-06	0.000510
	July	71.7951	10.4652	0.189987	0.004637	0.024524	0.0121929	0.029664	0.308979	0.000204	2.0833E-04	0.0125033	5.1513E-04	0.0007338	5.07054E-05	0.000226	0.018741	0.000114	0.0085424	0.000302	2.87563E-06	0.000587
	August	75.5441	15.2017	0.328962	0.007941	0.044280	0.0115576	0.037145	0.240924	0.000170	1.6970E-04	0.0104944	1.1440E-03	0.0014014	9.02867E-05	0.000201	0.013233	0.000092	0.0165776	0.000443	3.71636E-06	0.001208
	September	75.8516	15.4232	0.278113	0.006542	0.036704	0.0098977	0.035106	0.344452	0.000237	2.4149E-04	0.0080451	9.1776E-04	0.0011282	6.91219E-05	0.000148	0.012260	0.000048	0.0129805	0.000316	3.30808E-06	0.001134
	October	78.4621	18.2987	0.328527	0.007166	0.038792	0.0119982	0.039131	0.300989	0.000173	1.7363E-04	0.0105784	1.1761E-03	0.0013936	7.66421E-05	0.000149	0.011661	0.000055	0.0160792	0.000353	3.73769E-06	0.001413
	November	63.3370	9.5474	0.044991	0.000698	0.003117	0.0047910	0.021243	0.299226	0.000185	1.8564E-04	0.0042989	8.3596E-06	0.0001076	1.74819E-05	0.000075	0.032605	0.000010	0.0070371	0.000119	1.64119E-06	0.000393
	December	62.3203	9.2954	0.045490	0.000722	0.003013	0.0047385	0.020106	0.278478	0.000183	1.8418E-04	0.0043450	8.0039E-06	0.0001011	1.50746E-05	0.000071	0.022744	0.000011	0.0030964	0.000118	1.63901E-06	0.000390
Year 18	January	64.8081	9.5945	0.047049	0.000660	0.004043	0.0047801	0.021479	0.293638	0.000198	2.0283E-04	0.0041058	7.4996E-06	0.0001079	1.35369E-05	0.000071	0.036203	0.000010	0.0057586	0.000118	1.65054E-06	0.000400
	February	63.8582	9.4600	0.046527	0.000657	0.003338	0.0047946	0.021099	0.295012	0.000185	1.8583E-04	0.0043273	7.6206E-06	0.0001151	1.42499E-05	0.000075	0.039378	0.000017	0.0063334	0.000121	1.64300E-06	0.000388
	March	63.9139	9.3898	0.046264	0.000657	0.002957	0.0047912	0.020881	0.281550	0.000185	1.8565E-04	0.0042956	7.8299E-06	0.0001055	1.22398E-05	0.000067	0.029870	0.000009	0.0047690	0.000118	1.64127E-06	0.000387
	April	73.1243	7.9731	0.264900	0.005410	0.030906	0.0013243	0.024255	0.280070	0.000188	1.7916E-04	0.0054162	2.5554E-04	0.0								

		Uranium (U) Total	Zinc (Zn) Total	Dissolved Organic Carbon
		mg/L	mg/L	mg/L
Year 15	January	0.000623	0.002672	0.644201
	February	0.000607	0.002900	0.588659
	March	0.000613	0.002278	0.591268
	April	0.003734	0.004340	0.658539
	May	0.005058	0.007289	0.777058
	June	0.004358	0.005557	0.658008
	July	0.002923	0.005026	0.715361
	August	0.002168	0.005867	0.614922
	September	0.001988	0.005399	0.749789
	October	0.002307	0.005302	0.654374
	November	0.000597	0.002834	0.617474
	December	0.000606	0.002654	0.628020
Year 16	January	0.000623	0.002672	0.644201
	February	0.000607	0.002900	0.588659
	March	0.000613	0.002278	0.591268
	April	0.003734	0.004340	0.658539
	May	0.005058	0.007289	0.777058
	June	0.004358	0.005557	0.658008
	July	0.002923	0.005026	0.715361
	August	0.002168	0.005867	0.614922
	September	0.001988	0.005399	0.749789
	October	0.002307	0.005302	0.654374
	November	0.000597	0.002834	0.617474
	December	0.000606	0.002654	0.628020
Year 17	January	0.000623	0.002672	0.644201
	February	0.000607	0.002900	0.588659
	March	0.000613	0.002278	0.591268
	April	0.003734	0.004340	0.658539
	May	0.005058	0.007289	0.777058
	June	0.004358	0.005557	0.658008
	July	0.002923	0.005026	0.715361
	August	0.002168	0.005867	0.614922
	September	0.001988	0.005399	0.749789
	October	0.002307	0.005302	0.654374
	November	0.000597	0.002834	0.617474
	December	0.000606	0.002654	0.628020
Year 18	January	0.000623	0.002672	0.644201
	February	0.000607	0.002900	0.588659
	March	0.000613	0.002278	0.591268
	April	0.003734	0.004340	0.658539
	May	0.005058	0.007289	0.777058
	June	0.004358	0.005557	0.658008
	July	0.002923	0.005026	0.715361
	August	0.002168	0.005867	0.614922
	September	0.001988	0.005399	0.749789
	October	0.002307	0.005302	0.654374
	November	0.000597	0.002834	0.617474
	December	0.000606	0.002654	0.628020

		Hardness (from Total)	Sulphate dissolved	Nitrate (N)	Nitrite (N)	Ammonia (N)	Phosphorus (P)	Fluoride (F)	Chloride (Cl)	Cyanide Total	Cyanide Weak Acid Dissociable	Aluminum (Al) Total	Antimony (Sb) Total	Arsenic (As) Total	Cadmium (Cd) Total	Copper (Cu) Total	Iron (Fe) Total	Lead (Pb) Total	Manganese (Mn) Total	Nickel (Ni) Total	Silver (Ag) Total	Selenium (Se) Total	
		mg/L	mg/L	mg/L	mg/L	mg/L	mg/L	mg/L	mg/L	mg/L	mg/L	mg/L	mg/L	mg/L	mg/L	mg/L	mg/L	mg/L	mg/L	mg/L	mg/L	mg/L	mg/L
Year 19	January	64.8081	9.5945	0.047049	0.000660	0.004043	0.0047801	0.021479	0.293638	0.000198	2.0283E-04	0.0041058	7.4996E-06	0.0001079	1.35369E-05	0.000071	0.036203	0.000010	0.0057586	0.000118	1.65054E-06	0.000400	
	February	63.8582	9.4600	0.046527	0.000657	0.003338	0.0047946	0.021099	0.295012	0.000185	1.8583E-04	0.0043273	7.6206E-06	0.0001151	1.42499E-05	0.000075	0.039378	0.000017	0.0063334	0.000121	1.64300E-06	0.000388	
	March	63.9139	9.3898	0.046264	0.000657	0.002957	0.0047912	0.020881	0.281550	0.000185	1.8565E-04	0.0042956	7.8299E-06	0.0001055	1.22398E-05	0.000067	0.029870	0.000009	0.0047690	0.000118	1.64127E-06	0.000387	
	April	73.1243	7.9731	0.252161	0.005118	0.029295	0.0013243	0.024255	0.280070	0.000188	1.7916E-04	0.0054162	2.5554E-04	0.0006069	2.65646E-05	0.000061	0.025178	0.000163	0.0063333	0.000222	2.02502E-06	0.000579	
	May	76.1018	13.6123	0.397901	0.008879	0.047731	0.0090324	0.037595	0.308910	0.000196	1.9415E-04	0.0168877	1.1812E-03	0.0015624	7.01281E-05	0.000236	0.029525	0.000203	0.0152069	0.000402	3.56358E-06	0.001074	
	June	65.5323	9.8065	0.309515	0.007287	0.036416	0.0127114	0.029144	0.294789	0.000206	2.0254E-04	0.0170161	6.0604E-04	0.0008266	4.07226E-05	0.000256	0.020727	0.000160	0.0084116	0.000293	2.71919E-06	0.000510	
	July	71.7951	10.4652	0.169192	0.004159	0.021895	0.0121929	0.029664	0.308979	0.000204	2.0833E-04	0.0125033	5.1513E-04	0.0007338	5.07054E-05	0.000226	0.018741	0.000114	0.0085424	0.000302	2.87563E-06	0.000587	
	August	75.5441	15.2017	0.289725	0.007039	0.039319	0.0115576	0.037145	0.240924	0.000170	1.6970E-04	0.0104944	1.1440E-03	0.0014014	9.02867E-05	0.000201	0.013233	0.000092	0.0165776	0.000443	3.71636E-06	0.001208	
	September	75.8516	15.4232	0.246374	0.005813	0.032691	0.0098977	0.035106	0.344452	0.000237	2.4149E-04	0.0080451	9.1776E-04	0.0011282	6.91219E-05	0.000148	0.012260	0.000048	0.0129805	0.000316	3.30808E-06	0.001134	
	October	78.4621	18.2987	0.293325	0.006357	0.034341	0.0119982	0.039131	0.300989	0.000173	1.7363E-04	0.0105784	1.1761E-03	0.0013936	7.66421E-05	0.000149	0.011661	0.000055	0.0160792	0.000353	3.73769E-06	0.001413	
	November	63.3370	9.5474	0.044991	0.000698	0.003117	0.0047910	0.021243	0.299226	0.000185	1.8564E-04	0.0042989	8.3596E-06	0.0001076	1.74819E-05	0.000075	0.032605	0.000010	0.0070371	0.000119	1.64119E-06	0.000393	
	December	62.3203	9.2954	0.045490	0.000722	0.003013	0.0047385	0.020106	0.278478	0.000183	1.8418E-04	0.0043450	8.0039E-06	0.0001011	1.50746E-05	0.000071	0.022744	0.000011	0.0030964	0.000118	1.63901E-06	0.000390	
Year 20	January	64.8081	9.5945	0.047049	0.000660	0.004043	0.0047801	0.021479	0.293638	0.000198	2.0283E-04	0.0041058	7.4996E-06	0.0001079	1.35369E-05	0.000071	0.036203	0.000010	0.0057586	0.000118	1.65054E-06	0.000400	
	February	63.8582	9.4600	0.046527	0.000657	0.003338	0.0047946	0.021099	0.295012	0.000185	1.8583E-04	0.0043273	7.6206E-06	0.0001151	1.42499E-05	0.000075	0.039378	0.000017	0.0063334	0.000121	1.64300E-06	0.000388	
	March	63.9139	9.3898	0.046264	0.000657	0.002957	0.0047912	0.020881	0.281550	0.000185	1.8565E-04	0.0042956	7.8299E-06	0.0001055	1.22398E-05	0.000067	0.029870	0.000009	0.0047690	0.000118	1.64127E-06	0.000387	
	April	73.1243	7.9731	0.240242	0.004844	0.027788	0.0013243	0.024255	0.280070	0.000188	1.7916E-04	0.0054162	2.5554E-04	0.0006069	2.65646E-05	0.000061	0.025178	0.000163	0.0063333	0.000222	2.02502E-06	0.000579	
	May	76.1018	13.6123	0.375357	0.008360	0.044881	0.0090324	0.037595	0.308910	0.000196	1.9415E-04	0.0168877	1.1812E-03	0.0015624	7.01281E-05	0.000236	0.029525	0.000203	0.0152069	0.000402	3.56358E-06	0.001074	
	June	65.5323	9.8065	0.291491	0.006873	0.034137	0.0127114	0.029144	0.294789	0.000206	2.0254E-04	0.0170161	6.0604E-04	0.0008266	4.07226E-05	0.000256	0.020727	0.000160	0.0084116	0.000293	2.71919E-06	0.000510	
	July	71.7951	10.4652	0.159788	0.003943	0.020706	0.0121929	0.029664	0.308979	0.000204	2.0833E-04	0.0125033	5.1513E-04	0.0007338	5.07054E-05	0.000226	0.018741	0.000114	0.0085424	0.000302	2.87563E-06	0.000587	
	August	75.5441	15.2017	0.271980	0.006631	0.037076	0.0115576	0.037145	0.240924	0.000170	1.6970E-04	0.0104944	1.1440E-03	0.0014014	9.02867E-05	0.000201	0.013233	0.000092	0.0165776	0.000443	3.71636E-06	0.001208	
	September	75.8516	15.4232	0.232021	0.005483	0.030876	0.0098977	0.035106	0.344452	0.000237	2.4149E-04	0.0080451	9.1776E-04	0.0011282	6.91219E-05	0.000148	0.012260	0.000048	0.0129805	0.000316	3.30808E-06	0.001134	
	October	78.4621	18.2987	0.277405	0.005991	0.032329	0.0119982	0.039131	0.300989	0.000173	1.7363E-04	0.0105784	1.1761E-03	0.0013936	7.66421E-05	0.000149	0.011661	0.000055	0.0160792	0.000353	3.73769E-06	0.001413	
	November	63.3370	9.5474	0.044991	0.000698	0.003117	0.0047910	0.021243	0.299226	0.000185	1.8564E-04	0.0042989	8.3596E-06	0.0001076	1.74819E-05	0.000075	0.032605	0.000010	0.0070371	0.000119	1.64119E-06	0.000393	
	December	62.3203	9.2954	0.045490	0.000722	0.003013	0.0047385	0.020106	0.278478	0.000183	1.8418E-04	0.0043450	8.0039E-06	0.0001011	1.50746E-05	0.000071	0.022744	0.000011	0.0030964	0.000118	1.63901E-06	0.000390	
Year 21	January	64.8081	9.5945	0.047049	0.000660	0.004043	0.0047801	0.021479	0.293638	0.000198	2.0283E-04	0.0041058	7.4996E-06	0.0001079	1.35369E-05	0.000071	0.036203	0.000010	0.0057586	0.000118	1.65054E-06	0.000400	
	February	63.8582	9.4600	0.046527	0.000657	0.003338	0.0047946	0.021099	0.295012	0.000185	1.8583E-04	0.0043273	7.6206E-06	0.0001151	1.42499E-05	0.000075	0.039378	0.000017	0.0063334	0.000121	1.64300E-06	0.000388	
	March	63.9139	9.3898	0.046264	0.000657	0.002957	0.0047912	0.020881	0.281550	0.000185	1.8565E-04	0.0042956	7.8299E-06	0.0001055	1.22398E-05	0.000067	0.029870	0.000009	0.0047690	0.000118	1.64127E-06	0.000387	
	April	73.1243	7.9731	0.229090	0.004587	0.026378	0.0013243	0.024255	0.280070	0.000188	1.7916E-04	0.0054162	2.5554E-04	0.0006069	2.65646E-05	0.000061	0.025178	0.000163	0.0063333	0.000222	2.02502E-06	0.000579	
	May	76.1018	13.6123	0.354265	0.007876	0.042214	0.0090324	0.037595	0.308910	0.000196	1.9415E-04	0.0168877	1.1812E-03	0.0015624	7.01281E-05	0.000236	0.029525	0.000203	0.0152069	0.000402	3.56358E-06	0.001074	
	June	65.5323	9.8065	0.274626	0.006485	0.032005	0.0127114	0.029144	0.294789	0.000206	2.0254E-04	0.0170161	6.0604E-04	0.0008266	4.07226E-05	0.000256	0.020727	0.000160	0.0084116	0.000293	2.71919E-06	0.000510	
	July	71.7951	10.4652	0.150989	0.003741	0.019594	0.0121929	0.029664	0.308979	0.000204	2.0833E-04	0.0125033	5.1513E-04	0.0007338	5.07054E-05	0.000226	0.018741	0.000114	0.0085424	0.000302	2.87563E-06	0.000587	
	August	75.5441	15.2017	0.255378	0.006249	0.034977	0.0115576	0.037145	0.240924	0.000170	1.6970E-04	0.0104944	1.1440E-03	0.0014014	9.02867E-05	0.000201	0.013233	0.000092	0.0165776	0.000443	3.71636E-06	0.001208	
	September	75.8516	15.4232	0.218592	0.005174	0.029178	0.0098977	0.035106	0.344452	0.000237	2.4149E-04	0.0080451	9.1776E-04	0.0011282	6.91219E-05	0.000148	0.012260	0.000048	0.0129805	0.000316	3.30808E-06	0.001134	
	October	78.4621	18.2987	0.262511	0.005649	0.030445	0.0119982	0.039131	0.300989	0.000173	1.7363E-04	0.0105784	1.1761E-03	0.0013936	7.66421E-05	0.000149	0.011661	0.000055	0.0160792	0.000353	3.73769E-06	0.001413	
	November	63.3370	9.5474	0.044991	0.000698	0.003117	0.0047910	0.021243	0.299226	0.000185	1.8564E-04	0.0042989	8.3596E-06	0.0001076	1.74819E-05	0.000075	0.032605	0.000010	0.0070371	0.000119	1.64119E-06	0.000393	
	December	62.3203	9.2954	0.045490	0.000722	0.003013	0.0047385	0.020106	0.278478	0.000183	1.8418E-04	0.0043450	8.0039E-06	0.0001011	1.50746E-05	0.000071	0.022744	0.000011	0.0030964	0.000118	1.63901E-06	0.000390	
Year 22	January	64.8081	9.5945	0.047049	0.000660	0.004043	0.0047801	0.021479	0.293638	0.000198	2.0283E-04	0.0041058	7.4996E-06	0.0001079	1.35369E-05	0.000071	0.036203	0.000010	0.0057586	0.000118	1.65054E-06	0.000400	
	February	63.8582	9.4600	0.046527	0.000657	0.003338	0.0047946	0.021099	0.295012	0.000185	1.8583E-04	0.0043273	7.6206E-06	0.0001151	1.42499E-05	0.000075	0.039378	0.000017	0.0063334	0.000121	1.64300E-06	0.000388	
	March	63.9139	9.3898	0.046264	0.000657	0.002957	0.0047912	0.020881	0.281550	0.000185	1.8565E-04	0.0042956	7.8299E-06	0.0001055	1.22398E-05	0.000067	0.029870	0.000009	0.0047690	0.000118	1.64127E-06	0.000387	
	April	73.1243	7.9731	0.218656	0.004347	0.025059	0.0013243	0.024255	0.280070	0.000188	1.7916E-04	0.0054162	2.5554E-0										

		Uranium (U) Total	Zinc (Zn) Total	Dissolved Organic Carbon
		mg/L	mg/L	mg/L
Year 19	January	0.000623	0.002672	0.644201
	February	0.000607	0.002900	0.588659
	March	0.000613	0.002278	0.591268
	April	0.003734	0.004340	0.658539
	May	0.005058	0.007289	0.777058
	June	0.004358	0.005557	0.658008
	July	0.002923	0.005026	0.715361
	August	0.002168	0.005867	0.614922
	September	0.001988	0.005399	0.749789
	October	0.002307	0.005302	0.654374
	November	0.000597	0.002834	0.617474
	December	0.000606	0.002654	0.628020
Year 20	January	0.000623	0.002672	0.644201
	February	0.000607	0.002900	0.588659
	March	0.000613	0.002278	0.591268
	April	0.003734	0.004340	0.658539
	May	0.005058	0.007289	0.777058
	June	0.004358	0.005557	0.658008
	July	0.002923	0.005026	0.715361
	August	0.002168	0.005867	0.614922
	September	0.001988	0.005399	0.749789
	October	0.002307	0.005302	0.654374
	November	0.000597	0.002834	0.617474
	December	0.000606	0.002654	0.628020
Year 21	January	0.000623	0.002672	0.644201
	February	0.000607	0.002900	0.588659
	March	0.000613	0.002278	0.591268
	April	0.003734	0.004340	0.658539
	May	0.005058	0.007289	0.777058
	June	0.004358	0.005557	0.658008
	July	0.002923	0.005026	0.715361
	August	0.002168	0.005867	0.614922
	September	0.001988	0.005399	0.749789
	October	0.002307	0.005302	0.654374
	November	0.000597	0.002834	0.617474
	December	0.000606	0.002654	0.628020
Year 22	January	0.000623	0.002672	0.644201
	February	0.000607	0.002900	0.588659
	March	0.000613	0.002278	0.591268
	April	0.003734	0.004340	0.658539
	May	0.005058	0.007289	0.777058
	June	0.004358	0.005557	0.658008
	July	0.002923	0.005026	0.715361
	August	0.002168	0.005867	0.614922
	September	0.001988	0.005399	0.749789
	October	0.002307	0.005302	0.654374
	November	0.000597	0.002834	0.617474
	December	0.000606	0.002654	0.628020

		Hardness (from Total)	Sulphate dissolved	Nitrate (N)	Nitrite (N)	Ammonia (N)	Phosphorus (P)	Fluoride (F)	Chloride (Cl)	Cyanide Total	Cyanide Weak Acid Dissociable	Aluminum (Al) Total	Antimony (Sb) Total	Arsenic (As) Total	Cadmium (Cd) Total	Copper (Cu) Total	Iron (Fe) Total	Lead (Pb) Total	Manganese (Mn) Total	Nickel (Ni) Total	Silver (Ag) Total	Selenium (Se) Total
		mg/L	mg/L	mg/L	mg/L	mg/L	mg/L	mg/L	mg/L	mg/L	mg/L	mg/L	mg/L	mg/L	mg/L	mg/L	mg/L	mg/L	mg/L	mg/L	mg/L	mg/L
Year 23	January	64.8081	9.5945	0.047049	0.000660	0.004043	0.0047801	0.021479	0.293638	0.000198	2.0283E-04	0.0041058	7.4996E-06	0.0001079	1.35369E-05	0.000071	0.036203	0.000010	0.0057586	0.000118	1.65054E-06	0.000400
	February	63.8582	9.4600	0.046527	0.000657	0.003338	0.0047946	0.021099	0.295012	0.000185	1.8583E-04	0.0043273	7.6206E-06	0.0001151	1.42499E-05	0.000075	0.039378	0.000017	0.0063334	0.000121	1.64300E-06	0.000388
	March	63.9139	9.3898	0.046264	0.000657	0.002957	0.0047912	0.020881	0.281550	0.000185	1.8565E-04	0.0042956	7.8299E-06	0.0001055	1.22398E-05	0.000067	0.029870	0.000009	0.0047690	0.000118	1.64127E-06	0.000387
	April	73.1243	7.9731	0.208892	0.004123	0.023825	0.0013243	0.024255	0.280070	0.000188	1.7916E-04	0.0054162	2.5554E-04	0.0006069	2.65646E-05	0.000061	0.025178	0.000163	0.0063333	0.000222	2.02502E-06	0.000579
	May	76.1018	13.6123	0.316065	0.006997	0.037384	0.0090324	0.037595	0.308910	0.000196	1.9415E-04	0.0168877	1.1812E-03	0.0015624	7.01281E-05	0.000236	0.029525	0.000203	0.0152069	0.000402	3.56358E-06	0.001074
	June	65.5323	9.8065	0.244083	0.005783	0.028143	0.0127114	0.029144	0.294789	0.000206	2.0254E-04	0.0170161	6.0604E-04	0.0008266	4.07226E-05	0.000256	0.020727	0.000160	0.0084116	0.000293	2.71919E-06	0.000510
	July	71.7951	10.4652	0.135055	0.003374	0.017579	0.0121929	0.029664	0.308979	0.000204	2.0833E-04	0.0125033	5.1513E-04	0.0007338	5.07054E-05	0.000226	0.018741	0.000114	0.0085424	0.000302	2.87563E-06	0.000587
	August	75.5441	15.2017	0.225312	0.005558	0.031175	0.0115576	0.037145	0.240924	0.000170	1.6970E-04	0.0104944	1.1440E-03	0.0014014	9.02867E-05	0.000201	0.013233	0.000092	0.0165776	0.000443	3.71636E-06	0.001208
	September	75.8516	15.4232	0.194272	0.004615	0.026103	0.0098977	0.035106	0.344452	0.000237	2.4149E-04	0.0080451	9.1776E-04	0.0011282	6.91219E-05	0.000148	0.012260	0.000048	0.0129805	0.000316	3.30808E-06	0.001134
	October	78.4621	18.2987	0.235538	0.005029	0.027035	0.0119982	0.039131	0.300989	0.000173	1.7363E-04	0.0105784	1.1761E-03	0.0013936	7.66421E-05	0.000149	0.011661	0.000055	0.0160792	0.000353	3.73769E-06	0.001413
	November	63.3370	9.5474	0.044991	0.000698	0.003117	0.0047910	0.021243	0.299226	0.000185	1.8564E-04	0.0042989	8.3596E-06	0.0001076	1.74819E-05	0.000075	0.032605	0.000010	0.0070371	0.000119	1.64119E-06	0.000393
	December	62.3203	9.2954	0.045490	0.000722	0.003013	0.0047385	0.020106	0.278478	0.000183	1.8418E-04	0.0043450	8.0039E-06	0.0001011	1.50746E-05	0.000071	0.022744	0.000011	0.0030964	0.000118	1.63901E-06	0.000390
Year 24	January	64.8081	9.5945	0.047049	0.000660	0.004043	0.0047801	0.021479	0.293638	0.000198	2.0283E-04	0.0041058	7.4996E-06	0.0001079	1.35369E-05	0.000071	0.036203	0.000010	0.0057586	0.000118	1.65054E-06	0.000400
	February	63.8582	9.4600	0.046527	0.000657	0.003338	0.0047946	0.021099	0.295012	0.000185	1.8583E-04	0.0043273	7.6206E-06	0.0001151	1.42499E-05	0.000075	0.039378	0.000017	0.0063334	0.000121	1.64300E-06	0.000388
	March	63.9139	9.3898	0.046264	0.000657	0.002957	0.0047912	0.020881	0.281550	0.000185	1.8565E-04	0.0042956	7.8299E-06	0.0001055	1.22398E-05	0.000067	0.029870	0.000009	0.0047690	0.000118	1.64127E-06	0.000387
	April	73.1243	7.9731	0.199757	0.003913	0.022670	0.0013243	0.024255	0.280070	0.000188	1.7916E-04	0.0054162	2.5554E-04	0.0006069	2.65646E-05	0.000061	0.025178	0.000163	0.0063333	0.000222	2.02502E-06	0.000579
	May	76.1018	13.6123	0.298788	0.006600	0.035200	0.0090324	0.037595	0.308910	0.000196	1.9415E-04	0.0168877	1.1812E-03	0.0015624	7.01281E-05	0.000236	0.029525	0.000203	0.0152069	0.000402	3.56358E-06	0.001074
	June	65.5323	9.8065	0.230269	0.005465	0.026397	0.0127114	0.029144	0.294789	0.000206	2.0254E-04	0.0170161	6.0604E-04	0.0008266	4.07226E-05	0.000256	0.020727	0.000160	0.0084116	0.000293	2.71919E-06	0.000510
	July	71.7951	10.4652	0.127848	0.003209	0.016668	0.0121929	0.029664	0.308979	0.000204	2.0833E-04	0.0125033	5.1513E-04	0.0007338	5.07054E-05	0.000226	0.018741	0.000114	0.0085424	0.000302	2.87563E-06	0.000587
	August	75.5441	15.2017	0.211715	0.005245	0.029456	0.0115576	0.037145	0.240924	0.000170	1.6970E-04	0.0104944	1.1440E-03	0.0014014	9.02867E-05	0.000201	0.013233	0.000092	0.0165776	0.000443	3.71636E-06	0.001208
	September	75.8516	15.4232	0.183274	0.004362	0.024713	0.0098977	0.035106	0.344452	0.000237	2.4149E-04	0.0080451	9.1776E-04	0.0011282	6.91219E-05	0.000148	0.012260	0.000048	0.0129805	0.000316	3.30808E-06	0.001134
	October	78.4621	18.2987	0.223339	0.004748	0.025493	0.0119982	0.039131	0.300989	0.000173	1.7363E-04	0.0105784	1.1761E-03	0.0013936	7.66421E-05	0.000149	0.011661	0.000055	0.0160792	0.000353	3.73769E-06	0.001413
	November	63.3370	9.5474	0.044991	0.000698	0.003117	0.0047910	0.021243	0.299226	0.000185	1.8564E-04	0.0042989	8.3596E-06	0.0001076	1.74819E-05	0.000075	0.032605	0.000010	0.0070371	0.000119	1.64119E-06	0.000393
	December	62.3203	9.2954	0.045490	0.000722	0.003013	0.0047385	0.020106	0.278478	0.000183	1.8418E-04	0.0043450	8.0039E-06	0.0001011	1.50746E-05	0.000071	0.022744	0.000011	0.0030964	0.000118	1.63901E-06	0.000390
Year 25	January	64.8081	9.5945	0.047049	0.000660	0.004043	0.0047801	0.021479	0.293638	0.000198	2.0283E-04	0.0041058	7.4996E-06	0.0001079	1.35369E-05	0.000071	0.036203	0.000010	0.0057586	0.000118	1.65054E-06	0.000400
	February	63.8582	9.4600	0.046527	0.000657	0.003338	0.0047946	0.021099	0.295012	0.000185	1.8583E-04	0.0043273	7.6206E-06	0.0001151	1.42499E-05	0.000075	0.039378	0.000017	0.0063334	0.000121	1.64300E-06	0.000388
	March	63.9139	9.3898	0.046264	0.000657	0.002957	0.0047912	0.020881	0.281550	0.000185	1.8565E-04	0.0042956	7.8299E-06	0.0001055	1.22398E-05	0.000067	0.029870	0.000009	0.0047690	0.000118	1.64127E-06	0.000387
	April	73.1243	7.9731	0.191209	0.003716	0.021589	0.0013243	0.024255	0.280070	0.000188	1.7916E-04	0.0054162	2.5554E-04	0.0006069	2.65646E-05	0.000061	0.025178	0.000163	0.0063333	0.000222	2.02502E-06	0.000579
	May	76.1018	13.6123	0.282622	0.006229	0.033156	0.0090324	0.037595	0.308910	0.000196	1.9415E-04	0.0168877	1.1812E-03	0.0015624	7.01281E-05	0.000236	0.029525	0.000203	0.0152069	0.000402	3.56358E-06	0.001074
	June	65.5323	9.8065	0.217343	0.005168	0.024762	0.0127114	0.029144	0.294789	0.000206	2.0254E-04	0.0170161	6.0604E-04	0.0008266	4.07226E-05	0.000256	0.020727	0.000160	0.0084116	0.000293	2.71919E-06	0.000510
	July	71.7951	10.4652	0.121106	0.003054	0.015815	0.0121929	0.029664	0.308979	0.000204	2.0833E-04	0.0125033	5.1513E-04	0.0007338	5.07054E-05	0.000226	0.018741	0.000114	0.0085424	0.000302	2.87563E-06	0.000587
	August	75.5441	15.2017	0.198992	0.004953	0.027847	0.0115576	0.037145	0.240924	0.000170	1.6970E-04	0.0104944	1.1440E-03	0.0014014	9.02867E-05	0.000201	0.013233	0.000092	0.0165776	0.000443	3.71636E-06	0.001208
	September	75.8516	15.4232	0.172983	0.004125	0.023412	0.0098977	0.035106	0.344452	0.000237	2.4149E-04	0.0080451	9.1776E-04	0.0011282	6.91219E-05	0.000148	0.012260	0.000048	0.0129805	0.000316	3.30808E-06	0.001134
	October	78.4621	18.2987	0.211925	0.004486	0.024049	0.0119982	0.039131	0.300989	0.000173	1.7363E-04	0.0105784	1.1761E-03	0.0013936	7.66421E-05	0.000149	0.011661	0.000055	0.0160792	0.000353	3.73769E-06	0.001413
	November	63.3370	9.5474	0.044991	0.000698	0.003117	0.0047910	0.021243	0.299226	0.000185	1.8564E-04	0.0042989	8.3596E-06	0.0001076	1.74819E-05	0.000075	0.032605	0.000010	0.0070371	0.000119	1.64119E-06	0.000393
	December	62.3203	9.2954	0.045490	0.000722	0.003013	0.0047385	0.020106	0.278478	0.000183	1.8418E-04	0.0043450	8.0039E-06	0.0001011	1.50746E-05	0.000071	0.022744	0.000011	0.0030964	0.000118	1.63901E-06	0.000390
Year 26	January	228.5618	103.0879	0.038852	0.004638	0.028402	0.0219026	0.089108	7.213398	0.000215	2.0647E-04	0.0249234	2.7382E-03	0.0016363	3.04944E-05	0.002224	0.312682	0.001523	0.1869939	0.001321	7.63247E-06	0.000316
	February	243.1519	111.7096	0.037705	0.005006	0.030202	0.0235053	0.095146	7.859363	0.000208	1.9537E-04	0.0270085	2.9930E-03	0.0017834	2.21762E-05	0.002428	0.340544	0.001668	0.2042716	0.001435	8.18402E-06	0.000949
	March	275.5745	130.1788	0.035879	0.005793	0.034835	0.0268860	0.108399	9.221326	0.000212	1.9672E-04	0.0310924	3.5340E-03	0.0020798	1.03010E-05	0.002850	0.389332	0.001963	0.2391834	0.001671	9.36563E-06	0.001049
	April	218.9121	91.1844	0.148660	0.006443	0.038631	0.0174105	0.084335	6.394022	0.000216	1.9803E-04	0.0236808	2.6073									

		Uranium (U) Total	Zinc (Zn) Total	Dissolved Organic Carbon
		mg/L	mg/L	mg/L
Year 23	January	0.000623	0.002672	0.644201
	February	0.000607	0.002900	0.588659
	March	0.000613	0.002278	0.591268
	April	0.003734	0.004340	0.658539
	May	0.005058	0.007289	0.777058
	June	0.004358	0.005557	0.658008
	July	0.002923	0.005026	0.715361
	August	0.002168	0.005867	0.614922
	September	0.001988	0.005399	0.749789
	October	0.002307	0.005302	0.654374
	November	0.000597	0.002834	0.617474
	December	0.000606	0.002654	0.628020
Year 24	January	0.000623	0.002672	0.644201
	February	0.000607	0.002900	0.588659
	March	0.000613	0.002278	0.591268
	April	0.003734	0.004340	0.658539
	May	0.005058	0.007289	0.777058
	June	0.004358	0.005557	0.658008
	July	0.002923	0.005026	0.715361
	August	0.002168	0.005867	0.614922
	September	0.001988	0.005399	0.749789
	October	0.002307	0.005302	0.654374
	November	0.000597	0.002834	0.617474
	December	0.000606	0.002654	0.628020
Year 25	January	0.000623	0.002672	0.644201
	February	0.000607	0.002900	0.588659
	March	0.000613	0.002278	0.591268
	April	0.003734	0.004340	0.658539
	May	0.005058	0.007289	0.777058
	June	0.004358	0.005557	0.658008
	July	0.002923	0.005026	0.715361
	August	0.002168	0.005867	0.614922
	September	0.001988	0.005399	0.749789
	October	0.002307	0.005302	0.654374
	November	0.000597	0.002834	0.617474
	December	0.000606	0.002654	0.628020
Year 26	January	0.001071	0.003240	0.446558
	February	0.000789	0.002769	0.390764
	March	0.000458	0.001570	0.355602
	April	0.006706	0.011426	0.514599
	May	0.009006	0.016267	0.628988
	June	0.007823	0.013658	0.516373
	July	0.005272	0.010300	0.527434
	August	0.005624	0.012943	0.499397
	September	0.004975	0.011450	0.577709
	October	0.003966	0.008748	0.496503
	November	0.002105	0.005673	0.463783
	December	0.001517	0.004246	0.455370

		Hardness (from Total)	Sulphate dissolved	Nitrate (N)	Nitrite (N)	Ammonia (N)	Phosphorus (P)	Fluoride (F)	Chloride (Cl)	Cyanide Total	Cyanide Weak Acid Dissociable	Aluminum (Al) Total	Antimony (Sb) Total	Arsenic (As) Total	Cadmium (Cd) Total	Copper (Cu) Total	Iron (Fe) Total	Lead (Pb) Total	Manganese (Mn) Total	Nickel (Ni) Total	Silver (Ag) Total	Selenium (Se) Total
		mg/L	mg/L	mg/L	mg/L	mg/L	mg/L	mg/L	mg/L	mg/L	mg/L	mg/L	mg/L	mg/L	mg/L	mg/L	mg/L	mg/L	mg/L	mg/L	mg/L	mg/L
Year 27	January	228.5618	103.0879	0.038852	0.004638	0.028402	0.0219026	0.089108	7.213398	0.000215	2.0647E-04	0.0249234	2.7382E-03	0.0016363	3.04944E-05	0.002224	0.312682	0.001523	0.1869939	0.001321	7.63247E-06	0.000316
	February	243.1519	111.7096	0.037705	0.005006	0.030202	0.0235053	0.095146	7.859363	0.000208	1.9537E-04	0.0270085	2.9930E-03	0.0017834	2.21762E-05	0.002428	0.340544	0.001668	0.2042716	0.001435	8.18402E-06	0.000949
	March	275.5745	130.1788	0.035879	0.005793	0.034835	0.0268860	0.108399	9.221326	0.000212	1.9672E-04	0.0310924	3.5340E-03	0.0020798	1.03010E-05	0.002850	0.389332	0.001963	0.2391834	0.001671	9.36563E-06	0.001049
	April	218.9121	91.1844	0.142812	0.006308	0.037891	0.0174105	0.084335	6.394022	0.000216	1.9803E-04	0.0236808	2.6073E-03	0.0018498	1.46840E-04	0.001964	0.273017	0.001463	0.1661606	0.001265	7.29814E-06	0.001548
	May	204.9083	86.2766	0.209936	0.007759	0.043818	0.0218179	0.088350	5.720435	0.000219	2.0856E-04	0.0308985	2.1157E-03	0.0041652	2.20462E-04	0.001889	0.248327	0.001347	0.1551215	0.001292	7.94793E-06	0.001951
	June	183.3024	76.9503	0.156668	0.006635	0.035493	0.0233247	0.076170	5.265340	0.000218	2.0625E-04	0.0292078	1.2359E-03	0.0029671	1.78703E-04	0.001763	0.222791	0.001214	0.1380208	0.001120	6.79336E-06	0.001455
	July	163.8421	65.9592	0.084055	0.004569	0.025983	0.0202166	0.066695	4.461416	0.000197	1.9339E-04	0.0225522	2.0304E-03	0.0007129	1.41180E-04	0.001481	0.187506	0.001000	0.1168226	0.000971	6.03883E-06	0.001254
	August	205.4706	88.0298	0.147790	0.006873	0.040340	0.0239750	0.088413	5.697014	0.000199	1.8951E-04	0.0258491	3.0740E-03	0.0023635	2.01952E-04	0.001870	0.236445	0.001264	0.1570837	0.001332	8.11022E-06	0.001968
	September	189.7418	80.8349	0.123382	0.005837	0.034526	0.0209171	0.080114	5.277362	0.000239	2.3316E-04	0.0219837	2.6612E-03	0.0019857	1.67877E-04	0.001670	0.215067	0.001121	0.1408459	0.001130	7.18794E-06	0.001814
	October	204.9584	90.2543	0.150052	0.006354	0.036537	0.0238246	0.088466	5.779607	0.000193	1.8390E-04	0.0255097	3.0567E-03	0.0022939	1.31790E-04	0.001836	0.236593	0.001242	0.1571229	0.001249	7.97418E-06	0.001842
	November	197.4568	85.8829	0.038883	0.003936	0.023235	0.0187709	0.076533	5.946185	0.000202	1.9320E-04	0.0212483	2.2370E-03	0.0013553	6.80901E-05	0.001832	0.259217	0.001245	0.1546518	0.001101	6.52845E-06	0.000923
	December	210.2340	93.4140	0.038590	0.004280	0.025192	0.0201430	0.081284	6.502120	0.000203	1.9275E-04	0.0229927	2.4622E-03	0.0014767	4.66133E-05	0.002006	0.274963	0.001370	0.1667208	0.001199	7.01989E-06	0.000675
Year 28	January	228.5618	103.0879	0.038852	0.004638	0.028402	0.0219026	0.089108	7.213398	0.000215	2.0647E-04	0.0249234	2.7382E-03	0.0016363	3.04944E-05	0.002224	0.312682	0.001523	0.1869939	0.001321	7.63247E-06	0.000316
	February	243.1519	111.7096	0.037705	0.005006	0.030202	0.0235053	0.095146	7.859363	0.000208	1.9537E-04	0.0270085	2.9930E-03	0.0017834	2.21762E-05	0.002428	0.340544	0.001668	0.2042716	0.001435	8.18402E-06	0.000949
	March	275.5745	130.1788	0.035879	0.005793	0.034835	0.0268860	0.108399	9.221326	0.000212	1.9672E-04	0.0310924	3.5340E-03	0.0020798	1.03010E-05	0.002850	0.389332	0.001963	0.2391834	0.001671	9.36563E-06	0.001049
	April	218.9121	91.1844	0.137339	0.006183	0.037199	0.0174105	0.084335	6.394022	0.000216	1.9803E-04	0.0236808	2.6073E-03	0.0018498	1.46840E-04	0.001964	0.273017	0.001463	0.1661606	0.001265	7.29814E-06	0.001548
	May	204.9083	86.2766	0.199216	0.007513	0.042463	0.0218179	0.088350	5.720435	0.000219	2.0856E-04	0.0308985	2.1157E-03	0.0041652	2.20462E-04	0.001889	0.248327	0.001347	0.1551215	0.001292	7.94793E-06	0.001951
	June	183.3024	76.9503	0.148358	0.006444	0.034442	0.0233247	0.076170	5.265340	0.000218	2.0625E-04	0.0292078	1.2359E-03	0.0029671	1.78703E-04	0.001763	0.222791	0.001214	0.1380208	0.001120	6.79336E-06	0.001455
	July	163.8421	65.9592	0.079982	0.004475	0.025468	0.0202166	0.066695	4.461416	0.000197	1.9339E-04	0.0225522	2.0304E-03	0.0007129	1.41180E-04	0.001481	0.187506	0.001000	0.1168226	0.000971	6.03883E-06	0.001254
	August	205.4706	88.0298	0.139326	0.006678	0.039270	0.0239750	0.088413	5.697014	0.000199	1.8951E-04	0.0258491	3.0740E-03	0.0023635	2.01952E-04	0.001870	0.236445	0.001264	0.1570837	0.001332	8.11022E-06	0.001968
	September	189.7418	80.8349	0.116888	0.005688	0.033705	0.0209171	0.080114	5.277362	0.000239	2.3316E-04	0.0219837	2.6612E-03	0.0019857	1.67877E-04	0.001670	0.215067	0.001121	0.1408459	0.001130	7.18794E-06	0.001814
	October	204.9584	90.2543	0.142958	0.006191	0.035640	0.0238246	0.088466	5.779607	0.000193	1.8390E-04	0.0255097	3.0567E-03	0.0022939	1.31790E-04	0.001836	0.236593	0.001242	0.1571229	0.001249	7.97418E-06	0.001842
	November	197.4568	85.8829	0.038883	0.003936	0.023235	0.0187709	0.076533	5.946185	0.000202	1.9320E-04	0.0212483	2.2370E-03	0.0013553	6.80901E-05	0.001832	0.259217	0.001245	0.1546518	0.001101	6.52845E-06	0.000923
	December	210.2340	93.4140	0.038590	0.004280	0.025192	0.0201430	0.081284	6.502120	0.000203	1.9275E-04	0.0229927	2.4622E-03	0.0014767	4.66133E-05	0.002006	0.274963	0.001370	0.1667208	0.001199	7.01989E-06	0.000675
Year 29	January	228.5618	103.0879	0.038852	0.004638	0.028402	0.0219026	0.089108	7.213398	0.000215	2.0647E-04	0.0249234	2.7382E-03	0.0016363	3.04944E-05	0.002224	0.312682	0.001523	0.1869939	0.001321	7.63247E-06	0.000316
	February	243.1519	111.7096	0.037705	0.005006	0.030202	0.0235053	0.095146	7.859363	0.000208	1.9537E-04	0.0270085	2.9930E-03	0.0017834	2.21762E-05	0.002428	0.340544	0.001668	0.2042716	0.001435	8.18402E-06	0.000949
	March	275.5745	130.1788	0.035879	0.005793	0.034835	0.0268860	0.108399	9.221326	0.000212	1.9672E-04	0.0310924	3.5340E-03	0.0020798	1.03010E-05	0.002850	0.389332	0.001963	0.2391834	0.001671	9.36563E-06	0.001049
	April	218.9121	91.1844	0.132218	0.006065	0.036552	0.0174105	0.084335	6.394022	0.000216	1.9803E-04	0.0236808	2.6073E-03	0.0018498	1.46840E-04	0.001964	0.273017	0.001463	0.1661606	0.001265	7.29814E-06	0.001548
	May	204.9083	86.2766	0.189186	0.007282	0.041195	0.0218179	0.088350	5.720435	0.000219	2.0856E-04	0.0308985	2.1157E-03	0.0041652	2.20462E-04	0.001889	0.248327	0.001347	0.1551215	0.001292	7.94793E-06	0.001951
	June	183.3024	76.9503	0.140583	0.006265	0.033459	0.0233247	0.076170	5.265340	0.000218	2.0625E-04	0.0292078	1.2359E-03	0.0029671	1.78703E-04	0.001763	0.222791	0.001214	0.1380208	0.001120	6.79336E-06	0.001455
	July	163.8421	65.9592	0.076172	0.004388	0.024986	0.0202166	0.066695	4.461416	0.000197	1.9339E-04	0.0225522	2.0304E-03	0.0007129	1.41180E-04	0.001481	0.187506	0.001000	0.1168226	0.000971	6.03883E-06	0.001254
	August	205.4706	88.0298	0.131407	0.006496	0.038269	0.0239750	0.088413	5.697014	0.000199	1.8951E-04	0.0258491	3.0740E-03	0.0023635	2.01952E-04	0.001870	0.236445	0.001264	0.1570837	0.001332	8.11022E-06	0.001968
	September	189.7418	80.8349	0.110811	0.005548	0.032936	0.0209171	0.080114	5.277362	0.000239	2.3316E-04	0.0219837	2.6612E-03	0.0019857	1.67877E-04	0.001670	0.215067	0.001121	0.1408459	0.001130	7.18794E-06	0.001814
	October	204.9584	90.2543	0.136321	0.006038	0.034801	0.0238246	0.088466	5.779607	0.000193	1.8390E-04	0.0255097	3.0567E-03	0.0022939	1.31790E-04	0.001836	0.236593	0.001242	0.1571229	0.001249	7.97418E-06	0.001842
	November	197.4568	85.8829	0.038883	0.003936	0.023235	0.0187709	0.076533	5.946185	0.000202	1.9320E-04	0.0212483	2.2370E-03	0.0013553	6.80901E-05	0.001832	0.259217	0.001245	0.1546518	0.001101	6.52845E-06	0.000923
	December	210.2340	93.4140	0.038590	0.004280	0.025192	0.0201430	0.081284	6.502120	0.000203	1.9275E-04	0.0229927	2.4622E-03	0.0014767	4.66133E-05	0.002006	0.274963	0.001370	0.1667208	0.001199	7.01989E-06	0.000675
Year 30	January	228.5618	103.0879	0.038852	0.004638	0.028402	0.0219026	0.089108	7.213398	0.000215	2.0647E-04	0.0249234	2.7382E-03	0.0016363	3.04944E-05	0.002224	0.312682	0.001523	0.1869939	0.001321	7.63247E-06	0.000316
	February	243.1519	111.7096	0.037705	0.005006	0.030202	0.0235053	0.095146	7.859363	0.000208	1.9537E-04	0.0270085	2.9930E-03	0.0017834	2.21762E-05	0.002428	0.340544	0.001668	0.2042716	0.001435	8.18402E-06	0.000949
	March	275.5745	130.1788	0.035879	0.005793	0.034835	0.0268860	0.108399	9.221326	0.000212	1.9672E-04	0.0310924	3.5340E-03	0.0020798	1.03010E-05	0.002850	0.389332	0.001963	0.2391834	0.001671	9.36563E-06	0.001049
	April	218.9121	91.1844	0.127427	0.005955	0.035946	0.0174105	0.084335														

		Uranium (U) Total	Zinc (Zn) Total	Dissolved Organic Carbon
		mg/L	mg/L	mg/L
Year 27	January	0.001071	0.003240	0.446558
	February	0.000789	0.002769	0.390764
	March	0.000458	0.001570	0.355602
	April	0.006706	0.011426	0.514599
	May	0.009006	0.016267	0.628988
	June	0.007823	0.013658	0.516373
	July	0.005272	0.010300	0.527434
	August	0.005624	0.012943	0.499397
	September	0.004975	0.011450	0.577709
	October	0.003966	0.008748	0.496503
	November	0.002105	0.005673	0.463783
	December	0.001517	0.004246	0.455370
Year 28	January	0.001071	0.003240	0.446558
	February	0.000789	0.002769	0.390764
	March	0.000458	0.001570	0.355602
	April	0.006706	0.011426	0.514599
	May	0.009006	0.016267	0.628988
	June	0.007823	0.013658	0.516373
	July	0.005272	0.010300	0.527434
	August	0.005624	0.012943	0.499397
	September	0.004975	0.011450	0.577709
	October	0.003966	0.008748	0.496503
	November	0.002105	0.005673	0.463783
	December	0.001517	0.004246	0.455370
Year 29	January	0.001071	0.003240	0.446558
	February	0.000789	0.002769	0.390764
	March	0.000458	0.001570	0.355602
	April	0.006706	0.011426	0.514599
	May	0.009006	0.016267	0.628988
	June	0.007823	0.013658	0.516373
	July	0.005272	0.010300	0.527434
	August	0.005624	0.012943	0.499397
	September	0.004975	0.011450	0.577709
	October	0.003966	0.008748	0.496503
	November	0.002105	0.005673	0.463783
	December	0.001517	0.004246	0.455370
Year 30	January	0.001071	0.003240	0.446558
	February	0.000789	0.002769	0.390764
	March	0.000458	0.001570	0.355602
	April	0.006706	0.011426	0.514599
	May	0.009006	0.016267	0.628988
	June	0.007823	0.013658	0.516373
	July	0.005272	0.010300	0.527434
	August	0.005624	0.012943	0.499397
	September	0.004975	0.011450	0.577709
	October	0.003966	0.008748	0.496503
	November	0.002105	0.005673	0.463783
	December	0.001517	0.004246	0.455370

		Hardness (from Total)	Sulphate dissolved	Nitrate (N)	Nitrite (N)	Ammonia (N)	Phosphorus (P)	Fluoride (F)	Chloride (Cl)	Cyanide Total	Cyanide Weak Acid Dissociable	Aluminum (Al) Total	Antimony (Sb) Total	Arsenic (As) Total	Cadmium (Cd) Total	Copper (Cu) Total	Iron (Fe) Total	Lead (Pb) Total	Manganese (Mn) Total	Nickel (Ni) Total	Silver (Ag) Total	Selenium (Se) Total	
		mg/L	mg/L	mg/L	mg/L	mg/L	mg/L	mg/L	mg/L	mg/L	mg/L	mg/L	mg/L	mg/L	mg/L	mg/L	mg/L	mg/L	mg/L	mg/L	mg/L	mg/L	mg/L
Year 31	January	228.5618	103.0879	0.038852	0.004638	0.028402	0.0219026	0.089108	7.213398	0.000215	2.0647E-04	0.0249234	2.7382E-03	0.0016363	3.04944E-05	0.002224	0.312682	0.001523	0.1869939	0.001321	7.63247E-06	0.000316	
	February	243.1519	111.7096	0.037705	0.005006	0.030202	0.0235053	0.095146	7.859363	0.000208	1.9537E-04	0.0270085	2.9930E-03	0.0017834	2.21762E-05	0.002428	0.340544	0.001668	0.2042716	0.001435	8.18402E-06	0.000949	
	March	275.5745	130.1788	0.035879	0.005793	0.034835	0.0268860	0.108399	9.221326	0.000212	1.9672E-04	0.0310924	3.5340E-03	0.0020798	1.03010E-05	0.002850	0.389332	0.001963	0.2391834	0.001671	9.36563E-06	0.001049	
	April	218.9121	91.1844	0.122943	0.005852	0.035379	0.0174105	0.084335	6.394022	0.000216	1.9803E-04	0.0236808	2.6073E-03	0.0018498	1.46840E-04	0.001964	0.273017	0.001463	0.1661606	0.001265	7.29814E-06	0.001548	
	May	204.9083	86.2766	0.171017	0.006864	0.038898	0.0218179	0.088350	5.720435	0.000219	2.0856E-04	0.0308985	2.1157E-03	0.0041652	2.20462E-04	0.001889	0.248327	0.001347	0.1551215	0.001292	7.94793E-06	0.001951	
	June	183.3024	76.9503	0.126499	0.005942	0.031679	0.0233247	0.076170	5.265340	0.000218	2.0625E-04	0.0292078	1.2359E-03	0.0029671	1.78703E-04	0.001763	0.222791	0.001214	0.1380208	0.001120	6.79336E-06	0.001455	
	July	163.8421	65.9592	0.069271	0.004229	0.024114	0.0202166	0.066695	4.461416	0.000197	1.9339E-04	0.0225522	2.0304E-03	0.0007129	1.41180E-04	0.001481	0.187506	0.001000	0.1168226	0.000971	6.03883E-06	0.001254	
	August	205.4706	88.0298	0.117064	0.006166	0.036455	0.0239750	0.088413	5.697014	0.000199	1.8951E-04	0.0258491	3.0740E-03	0.0023635	2.01952E-04	0.001870	0.236445	0.001264	0.1570837	0.001332	8.11022E-06	0.001968	
	September	189.7418	80.8349	0.099805	0.005295	0.031545	0.0209171	0.080114	5.277362	0.000239	2.3316E-04	0.0219837	2.6612E-03	0.0019857	1.67877E-04	0.001670	0.215067	0.001121	0.1408459	0.001130	7.18794E-06	0.001814	
	October	204.9584	90.2543	0.124299	0.005762	0.033281	0.0238246	0.088466	5.779607	0.000193	1.8390E-04	0.0255097	3.0567E-03	0.0022939	1.31790E-04	0.001836	0.236593	0.001242	0.1571229	0.001249	7.97418E-06	0.001842	
	November	197.4568	85.8829	0.038883	0.003936	0.023235	0.0187709	0.076533	5.946185	0.000202	1.9320E-04	0.0212483	2.2370E-03	0.0013553	6.80901E-05	0.001832	0.259217	0.001245	0.1546518	0.001101	6.52845E-06	0.000923	
	December	210.2340	93.4140	0.038590	0.004280	0.025192	0.0201430	0.081284	6.502120	0.000203	1.9275E-04	0.0229927	2.4622E-03	0.0014767	4.66133E-05	0.002006	0.274963	0.001370	0.1667208	0.001199	7.01989E-06	0.000675	
Year 32	January	228.5618	103.0879	0.038852	0.004638	0.028402	0.0219026	0.089108	7.213398	0.000215	2.0647E-04	0.0249234	2.7382E-03	0.0016363	3.04944E-05	0.002224	0.312682	0.001523	0.1869939	0.001321	7.63247E-06	0.000316	
	February	243.1519	111.7096	0.037705	0.005006	0.030202	0.0235053	0.095146	7.859363	0.000208	1.9537E-04	0.0270085	2.9930E-03	0.0017834	2.21762E-05	0.002428	0.340544	0.001668	0.2042716	0.001435	8.18402E-06	0.000949	
	March	275.5745	130.1788	0.035879	0.005793	0.034835	0.0268860	0.108399	9.221326	0.000212	1.9672E-04	0.0310924	3.5340E-03	0.0020798	1.03010E-05	0.002850	0.389332	0.001963	0.2391834	0.001671	9.36563E-06	0.001049	
	April	218.9121	91.1844	0.118747	0.005755	0.034849	0.0174105	0.084335	6.394022	0.000216	1.9803E-04	0.0236808	2.6073E-03	0.0018498	1.46840E-04	0.001964	0.273017	0.001463	0.1661606	0.001265	7.29814E-06	0.001548	
	May	204.9083	86.2766	0.162799	0.006676	0.037859	0.0218179	0.088350	5.720435	0.000219	2.0856E-04	0.0308985	2.1157E-03	0.0041652	2.20462E-04	0.001889	0.248327	0.001347	0.1551215	0.001292	7.94793E-06	0.001951	
	June	183.3024	76.9503	0.120129	0.005795	0.030873	0.0233247	0.076170	5.265340	0.000218	2.0625E-04	0.0292078	1.2359E-03	0.0029671	1.78703E-04	0.001763	0.222791	0.001214	0.1380208	0.001120	6.79336E-06	0.001455	
	July	163.8421	65.9592	0.066150	0.004158	0.023719	0.0202166	0.066695	4.461416	0.000197	1.9339E-04	0.0225522	2.0304E-03	0.0007129	1.41180E-04	0.001481	0.187506	0.001000	0.1168226	0.000971	6.03883E-06	0.001254	
	August	205.4706	88.0298	0.110577	0.006017	0.035635	0.0239750	0.088413	5.697014	0.000199	1.8951E-04	0.0258491	3.0740E-03	0.0023635	2.01952E-04	0.001870	0.236445	0.001264	0.1570837	0.001332	8.11022E-06	0.001968	
	September	189.7418	80.8349	0.094827	0.005181	0.030915	0.0209171	0.080114	5.277362	0.000239	2.3316E-04	0.0219837	2.6612E-03	0.0019857	1.67877E-04	0.001670	0.215067	0.001121	0.1408459	0.001130	7.18794E-06	0.001814	
	October	204.9584	90.2543	0.118862	0.005637	0.032593	0.0238246	0.088466	5.779607	0.000193	1.8390E-04	0.0255097	3.0567E-03	0.0022939	1.31790E-04	0.001836	0.236593	0.001242	0.1571229	0.001249	7.97418E-06	0.001842	
	November	197.4568	85.8829	0.038883	0.003936	0.023235	0.0187709	0.076533	5.946185	0.000202	1.9320E-04	0.0212483	2.2370E-03	0.0013553	6.80901E-05	0.001832	0.259217	0.001245	0.1546518	0.001101	6.52845E-06	0.000923	
	December	210.2340	93.4140	0.038590	0.004280	0.025192	0.0201430	0.081284	6.502120	0.000203	1.9275E-04	0.0229927	2.4622E-03	0.0014767	4.66133E-05	0.002006	0.274963	0.001370	0.1667208	0.001199	7.01989E-06	0.000675	
Year 33	January	228.5618	103.0879	0.038852	0.004638	0.028402	0.0219026	0.089108	7.213398	0.000215	2.0647E-04	0.0249234	2.7382E-03	0.0016363	3.04944E-05	0.002224	0.312682	0.001523	0.1869939	0.001321	7.63247E-06	0.000316	
	February	243.1519	111.7096	0.037705	0.005006	0.030202	0.0235053	0.095146	7.859363	0.000208	1.9537E-04	0.0270085	2.9930E-03	0.0017834	2.21762E-05	0.002428	0.340544	0.001668	0.2042716	0.001435	8.18402E-06	0.000949	
	March	275.5745	130.1788	0.035879	0.005793	0.034835	0.0268860	0.108399	9.221326	0.000212	1.9672E-04	0.0310924	3.5340E-03	0.0020798	1.03010E-05	0.002850	0.389332	0.001963	0.2391834	0.001671	9.36563E-06	0.001049	
	April	218.9121	91.1844	0.114821	0.005665	0.034352	0.0174105	0.084335	6.394022	0.000216	1.9803E-04	0.0236808	2.6073E-03	0.0018498	1.46840E-04	0.001964	0.273017	0.001463	0.1661606	0.001265	7.29814E-06	0.001548	
	May	204.9083	86.2766	0.155109	0.006499	0.036886	0.0218179	0.088350	5.720435	0.000219	2.0856E-04	0.0308985	2.1157E-03	0.0041652	2.20462E-04	0.001889	0.248327	0.001347	0.1551215	0.001292	7.94793E-06	0.001951	
	June	183.3024	76.9503	0.114168	0.005658	0.030120	0.0233247	0.076170	5.265340	0.000218	2.0625E-04	0.0292078	1.2359E-03	0.0029671	1.78703E-04	0.001763	0.222791	0.001214	0.1380208	0.001120	6.79336E-06	0.001455	
	July	163.8421	65.9592	0.063229	0.004090	0.023350	0.0202166	0.066695	4.461416	0.000197	1.9339E-04	0.0225522	2.0304E-03	0.0007129	1.41180E-04	0.001481	0.187506	0.001000	0.1168226	0.000971	6.03883E-06	0.001254	
	August	205.4706	88.0298	0.104506	0.005878	0.034867	0.0239750	0.088413	5.697014	0.000199	1.8951E-04	0.0258491	3.0740E-03	0.0023635	2.01952E-04	0.001870	0.236445	0.001264	0.1570837	0.001332	8.11022E-06	0.001968	
	September	189.7418	80.8349	0.090168	0.005074	0.030326	0.0209171	0.080114	5.277362	0.000239	2.3316E-04	0.0219837	2.6612E-03	0.0019857	1.67877E-04	0.001670	0.215067	0.001121	0.1408459	0.001130	7.18794E-06	0.001814	
	October	204.9584	90.2543	0.113774	0.005520	0.031950	0.0238246	0.088466	5.779607	0.000193	1.8390E-04	0.0255097	3.0567E-03	0.0022939	1.31790E-04	0.001836	0.236593	0.001242	0.1571229	0.001249	7.97418E-06	0.001842	
	November	197.4568	85.8829	0.038883	0.003936	0.023235	0.0187709	0.076533	5.946185	0.000202	1.9320E-04	0.0212483	2.2370E-03	0.0013553	6.80901E-05	0.001832	0.259217	0.001245	0.1546518	0.001101	6.52845E-06	0.000923	
	December	210.2340	93.4140	0.038590	0.004280	0.025192	0.0201430	0.081284	6.502120	0.000203	1.9275E-04	0.0229927	2.4622E-03	0.0014767	4.66133E-05	0.002006	0.274963	0.001370	0.1667208	0.001199	7.01989E-06	0.000675	
Year 34	January	228.5618	103.0879	0.038852	0.004638	0.028402	0.0219026	0.089108	7.213398	0.000215	2.0647E-04	0.0249234	2.7382E-03	0.0016363	3.04944E-05	0.002224	0.312682	0.001523	0.1869939	0.001321	7.63247E-06	0.000316	
	February	243.1519	111.7096	0.037705	0.005006	0.030202	0.0235053	0.095146	7.859363	0.000208	1.9537E-04	0.0270085	2.9930E-03	0.0017834	2.21762E-05	0.002428	0.340544	0.001668	0.2042716	0.001435	8.18402E-06	0.000949	
	March	275.5745	130.1788	0.035879	0.005793	0.034835	0.0268860	0.108399	9.221326	0.000212	1.9672E-04	0.0310924	3.5340E-03	0.0020798	1.03010E-05	0.002850	0.389332	0.001963	0.2391834	0.001671	9.36563E-06	0.001049	
	April	218.9121	91.1844	0.111146	0.005581	0.033888	0.0174105																

		Uranium (U) Total	Zinc (Zn) Total	Dissolved Organic Carbon
		mg/L	mg/L	mg/L
Year 31	January	0.001071	0.003240	0.446558
	February	0.000789	0.002769	0.390764
	March	0.000458	0.001570	0.355602
	April	0.006706	0.011426	0.514599
	May	0.009006	0.016267	0.628988
	June	0.007823	0.013658	0.516373
	July	0.005272	0.010300	0.527434
	August	0.005624	0.012943	0.499397
	September	0.004975	0.011450	0.577709
	October	0.003966	0.008748	0.496503
	November	0.002105	0.005673	0.463783
	December	0.001517	0.004246	0.455370
Year 32	January	0.001071	0.003240	0.446558
	February	0.000789	0.002769	0.390764
	March	0.000458	0.001570	0.355602
	April	0.006706	0.011426	0.514599
	May	0.009006	0.016267	0.628988
	June	0.007823	0.013658	0.516373
	July	0.005272	0.010300	0.527434
	August	0.005624	0.012943	0.499397
	September	0.004975	0.011450	0.577709
	October	0.003966	0.008748	0.496503
	November	0.002105	0.005673	0.463783
	December	0.001517	0.004246	0.455370
Year 33	January	0.001071	0.003240	0.446558
	February	0.000789	0.002769	0.390764
	March	0.000458	0.001570	0.355602
	April	0.006706	0.011426	0.514599
	May	0.009006	0.016267	0.628988
	June	0.007823	0.013658	0.516373
	July	0.005272	0.010300	0.527434
	August	0.005624	0.012943	0.499397
	September	0.004975	0.011450	0.577709
	October	0.003966	0.008748	0.496503
	November	0.002105	0.005673	0.463783
	December	0.001517	0.004246	0.455370
Year 34	January	0.001071	0.003240	0.446558
	February	0.000789	0.002769	0.390764
	March	0.000458	0.001570	0.355602
	April	0.006706	0.011426	0.514599
	May	0.009006	0.016267	0.628988
	June	0.007823	0.013658	0.516373
	July	0.005272	0.010300	0.527434
	August	0.005624	0.012943	0.499397
	September	0.004975	0.011450	0.577709
	October	0.003966	0.008748	0.496503
	November	0.002105	0.005673	0.463783
	December	0.001517	0.004246	0.455370

		Hardness (from Total)	Sulphate dissolved	Nitrate (N)	Nitrite (N)	Ammonia (N)	Phosphorus (P)	Fluoride (F)	Chloride (Cl)	Cyanide Total	Cyanide Weak Acid Dissociable	Aluminum (Al) Total	Antimony (Sb) Total	Arsenic (As) Total	Cadmium (Cd) Total	Copper (Cu) Total	Iron (Fe) Total	Lead (Pb) Total	Manganese (Mn) Total	Nickel (Ni) Total	Silver (Ag) Total	Selenium (Se) Total	
		mg/L	mg/L	mg/L	mg/L	mg/L	mg/L	mg/L	mg/L	mg/L	mg/L	mg/L	mg/L	mg/L	mg/L	mg/L	mg/L	mg/L	mg/L	mg/L	mg/L	mg/L	mg/L
Year 35	January	228.5618	103.0879	0.038852	0.004638	0.028402	0.0219026	0.089108	7.213398	0.000215	2.0647E-04	0.0249234	2.7382E-03	0.0016363	3.04944E-05	0.002224	0.312682	0.001523	0.1869939	0.001321	7.63247E-06	0.000316	
	February	243.1519	111.7096	0.037705	0.005006	0.030202	0.0235053	0.095146	7.859363	0.000208	1.9537E-04	0.0270085	2.9930E-03	0.0017834	2.21762E-05	0.002428	0.340544	0.001668	0.2042716	0.001435	8.18402E-06	0.000949	
	March	275.5745	130.1788	0.035879	0.005793	0.034835	0.0268860	0.108399	9.221326	0.000212	1.9672E-04	0.0310924	3.5340E-03	0.0020798	1.03010E-05	0.002850	0.389332	0.001963	0.2391834	0.001671	9.36563E-06	0.001049	
	April	218.9121	91.1844	0.107708	0.005502	0.033453	0.0174105	0.084335	6.394022	0.000216	1.9803E-04	0.0236808	2.6073E-03	0.0018498	1.46840E-04	0.001964	0.273017	0.001463	0.1661606	0.001265	7.29814E-06	0.001548	
	May	204.9083	86.2766	0.141178	0.006179	0.035125	0.0218179	0.088350	5.720435	0.000219	2.0856E-04	0.0308985	2.1157E-03	0.0041652	2.20462E-04	0.001889	0.248327	0.001347	0.1551215	0.001292	7.94793E-06	0.001951	
	June	183.3024	76.9503	0.103369	0.005410	0.028754	0.0233247	0.076170	5.265340	0.000218	2.0625E-04	0.0292078	1.2359E-03	0.0029671	1.78703E-04	0.001763	0.222791	0.001214	0.1380208	0.001120	6.79336E-06	0.001455	
	July	163.8421	65.9592	0.057939	0.003969	0.022681	0.0202166	0.066695	4.461416	0.000197	1.9339E-04	0.0225522	2.0304E-03	0.0007129	1.41180E-04	0.001481	0.187506	0.001000	0.1168226	0.000971	6.03883E-06	0.001254	
	August	205.4706	88.0298	0.093511	0.005625	0.033477	0.0239750	0.088413	5.697014	0.000199	1.8951E-04	0.0258491	3.0740E-03	0.0023635	2.01952E-04	0.001870	0.236445	0.001264	0.1570837	0.001332	8.11022E-06	0.001968	
	September	189.7418	80.8349	0.081731	0.004880	0.029260	0.0209171	0.080114	5.277362	0.000239	2.3316E-04	0.0219837	2.6612E-03	0.0019857	1.67877E-04	0.001670	0.215067	0.001121	0.1408459	0.001130	7.18794E-06	0.001814	
	October	204.9584	90.2543	0.104558	0.005308	0.030785	0.0238246	0.088466	5.779607	0.000193	1.8390E-04	0.0255097	3.0567E-03	0.0022939	1.31790E-04	0.001836	0.236593	0.001242	0.1571229	0.001249	7.97418E-06	0.001842	
	November	197.4568	85.8829	0.038883	0.003936	0.023235	0.0187709	0.076533	5.946185	0.000202	1.9320E-04	0.0212483	2.2370E-03	0.0013553	6.80901E-05	0.001832	0.259217	0.001245	0.1546518	0.001101	6.52845E-06	0.000923	
	December	210.2340	93.4140	0.038590	0.004280	0.025192	0.0201430	0.081284	6.502120	0.000203	1.9275E-04	0.0229927	2.4622E-03	0.0014767	4.66133E-05	0.002006	0.274963	0.001370	0.1667208	0.001199	7.01989E-06	0.000675	
Year 36	January	228.5618	103.0879	0.038852	0.004638	0.028402	0.0219026	0.089108	7.213398	0.000215	2.0647E-04	0.0249234	2.7382E-03	0.0016363	3.04944E-05	0.002224	0.312682	0.001523	0.1869939	0.001321	7.63247E-06	0.000316	
	February	243.1519	111.7096	0.037705	0.005006	0.030202	0.0235053	0.095146	7.859363	0.000208	1.9537E-04	0.0270085	2.9930E-03	0.0017834	2.21762E-05	0.002428	0.340544	0.001668	0.2042716	0.001435	8.18402E-06	0.000949	
	March	275.5745	130.1788	0.035879	0.005793	0.034835	0.0268860	0.108399	9.221326	0.000212	1.9672E-04	0.0310924	3.5340E-03	0.0020798	1.03010E-05	0.002850	0.389332	0.001963	0.2391834	0.001671	9.36563E-06	0.001049	
	April	218.9121	91.1844	0.104490	0.005428	0.033046	0.0174105	0.084335	6.394022	0.000216	1.9803E-04	0.0236808	2.6073E-03	0.0018498	1.46840E-04	0.001964	0.273017	0.001463	0.1661606	0.001265	7.29814E-06	0.001548	
	May	204.9083	86.2766	0.134877	0.006034	0.034328	0.0218179	0.088350	5.720435	0.000219	2.0856E-04	0.0308985	2.1157E-03	0.0041652	2.20462E-04	0.001889	0.248327	0.001347	0.1551215	0.001292	7.94793E-06	0.001951	
	June	183.3024	76.9503	0.098484	0.005298	0.028137	0.0233247	0.076170	5.265340	0.000218	2.0625E-04	0.0292078	1.2359E-03	0.0029671	1.78703E-04	0.001763	0.222791	0.001214	0.1380208	0.001120	6.79336E-06	0.001455	
	July	163.8421	65.9592	0.055546	0.003914	0.022378	0.0202166	0.066695	4.461416	0.000197	1.9339E-04	0.0225522	2.0304E-03	0.0007129	1.41180E-04	0.001481	0.187506	0.001000	0.1168226	0.000971	6.03883E-06	0.001254	
	August	205.4706	88.0298	0.088537	0.005511	0.032848	0.0239750	0.088413	5.697014	0.000199	1.8951E-04	0.0258491	3.0740E-03	0.0023635	2.01952E-04	0.001870	0.236445	0.001264	0.1570837	0.001332	8.11022E-06	0.001968	
	September	189.7418	80.8349	0.077915	0.004792	0.028777	0.0209171	0.080114	5.277362	0.000239	2.3316E-04	0.0219837	2.6612E-03	0.0019857	1.67877E-04	0.001670	0.215067	0.001121	0.1408459	0.001130	7.18794E-06	0.001814	
	October	204.9584	90.2543	0.100389	0.005212	0.030258	0.0238246	0.088466	5.779607	0.000193	1.8390E-04	0.0255097	3.0567E-03	0.0022939	1.31790E-04	0.001836	0.236593	0.001242	0.1571229	0.001249	7.97418E-06	0.001842	
	November	197.4568	85.8829	0.038883	0.003936	0.023235	0.0187709	0.076533	5.946185	0.000202	1.9320E-04	0.0212483	2.2370E-03	0.0013553	6.80901E-05	0.001832	0.259217	0.001245	0.1546518	0.001101	6.52845E-06	0.000923	
	December	210.2340	93.4140	0.038590	0.004280	0.025192	0.0201430	0.081284	6.502120	0.000203	1.9275E-04	0.0229927	2.4622E-03	0.0014767	4.66133E-05	0.002006	0.274963	0.001370	0.1667208	0.001199	7.01989E-06	0.000675	

		Uranium (U) Total	Zinc (Zn) Total	Dissolved Organic Carbon
		mg/L	mg/L	mg/L
Year 35	January	0.001071	0.003240	0.446558
	February	0.000789	0.002769	0.390764
	March	0.000458	0.001570	0.355602
	April	0.006706	0.011426	0.514599
	May	0.009006	0.016267	0.628988
	June	0.007823	0.013658	0.516373
	July	0.005272	0.010300	0.527434
	August	0.005624	0.012943	0.499397
	September	0.004975	0.011450	0.577709
	October	0.003966	0.008748	0.496503
	November	0.002105	0.005673	0.463783
	December	0.001517	0.004246	0.455370
Year 36	January	0.001071	0.003240	0.446558
	February	0.000789	0.002769	0.390764
	March	0.000458	0.001570	0.355602
	April	0.006706	0.011426	0.514599
	May	0.009006	0.016267	0.628988
	June	0.007823	0.013658	0.516373
	July	0.005272	0.010300	0.527434
	August	0.005624	0.012943	0.499397
	September	0.004975	0.011450	0.577709
	October	0.003966	0.008748	0.496503
	November	0.002105	0.005673	0.463783
	December	0.001517	0.004246	0.455370

		Hardness (from Total)	Sulphate dissolved	Nitrate (N)	Nitrite (N)	Ammonia (N)	Phosphorus (P)	Fluoride (F)	Chloride (Cl)	Cyanide Total	Cyanide Weak Acid Dissociable	Aluminum (Al) Total	Antimony (Sb) Total	Arsenic (As) Total	Cadmium (Cd) Total	Copper (Cu) Total	Iron (Fe) Total	Lead (Pb) Total	Manganese (Mn) Total	Nickel (Ni) Total	Silver (Ag) Total	Selenium (Se) Total
		mg/L	mg/L	mg/L	mg/L	mg/L	mg/L	mg/L	mg/L	mg/L	mg/L	mg/L	mg/L	mg/L	mg/L	mg/L	mg/L	mg/L	mg/L	mg/L	mg/L	mg/L
Year -2	January	226.8823	33.5136	0.191295	0.001286	0.029135	0.0057023	0.084801	0.996115	0.000577	6.5789E-04	0.0096218	2.4835E-05	0.0004031	6.34640E-05	0.000252	1.232758	0.000047	0.1022092	0.000485	3.21501E-06	0.001304
	February	211.3197	32.8147	0.180994	0.001266	0.015451	0.0053399	0.081441	0.890470	0.000333	3.3345E-04	0.0178160	2.9767E-05	0.0006014	7.05032E-05	0.000338	2.189013	0.000155	0.1058286	0.000507	3.16377E-06	0.001177
	March	283.2631	47.8857	0.538148	0.001485	0.004566	0.0047040	0.075395	0.762382	0.000388	3.8836E-04	0.0055174	2.4826E-05	0.0001877	4.62829E-05	0.000111	0.006158	0.000035	0.0027992	0.000180	3.71292E-06	0.003337
	April	115.0857	11.9777	0.088841	0.001313	0.010141	0.0013137	0.039941	0.421815	0.000291	2.1549E-04	0.0063535	1.5394E-05	0.0003613	2.68019E-05	0.000147	0.151589	0.000156	0.0459323	0.000326	1.98417E-06	0.000586
	May	149.8958	19.9286	0.071431	0.001591	0.019285	0.0105236	0.078356	1.195414	0.000786	3.8442E-04	0.1781210	5.8737E-05	0.0006692	8.06989E-05	0.001793	0.664140	0.000684	0.0563919	0.000937	6.12747E-06	0.000656
	June	105.4023	14.0017	0.025395	0.001052	0.004777	0.0106164	0.040898	0.423543	0.000344	3.5274E-04	0.0241125	3.3943E-05	0.0003528	1.27082E-05	0.000586	0.175914	0.000340	0.0197589	0.000340	4.63828E-06	0.000278
	July	206.8523	36.5953	0.025549	0.001210	0.119687	0.0145261	0.087646	0.704681	0.000213	3.8653E-04	0.0165026	8.1475E-05	0.0005264	3.36621E-05	0.000458	0.143263	0.000088	0.1668531	0.000576	3.53929E-06	0.000347
	August	176.4910	26.7062	0.014394	0.002085	0.048816	0.0189824	0.064320	0.571784	0.000210	1.4721E-04	0.0103505	1.4899E-04	0.0014385	2.08229E-04	0.000229	1.160105	0.000142	0.1515096	0.000823	3.73954E-06	0.000409
	September	228.0135	40.8581	0.043875	0.001880	0.016963	0.0231590	0.084504	0.762019	0.000607	6.6597E-04	0.0309854	7.4943E-05	0.0005322	7.55998E-05	0.000789	0.324699	0.000195	0.1125225	0.001087	3.38572E-06	0.000985
	October	257.4813	52.2092	0.160905	0.001378	0.031067	0.0193181	0.094540	1.022334	0.000282	3.9470E-04	0.0263194	5.0331E-05	0.0005610	2.93166E-04	0.000962	0.455127	0.000168	0.0990562	0.000845	3.44410E-06	0.001660
	November	204.9172	48.2265	0.128788	0.001118	0.072454	0.0125766	0.081670	0.430252	0.000246	2.4712E-04	0.0139182	4.4946E-05	0.0003561	7.51733E-05	0.000352	0.658023	0.000069	0.0982316	0.000574	2.94846E-06	0.001042
	December	238.6718	56.0786	0.129895	0.003631	0.059489	0.0091245	0.089930	0.591455	0.000244	2.4422E-04	0.0162582	9.8369E-05	0.0007453	6.55422E-05	0.000390	1.198470	0.000043	0.6556032	0.001077	2.97473E-06	0.000973
Year -1	January	272.6917	66.4604	0.135854	0.002928	0.075184	0.0104974	0.107867	1.053967	0.000377	4.2840E-04	0.0078134	1.0764E-04	0.0008809	6.30517E-05	0.000382	1.496305	0.000054	0.8350255	0.001342	3.06814E-06	0.000938
	February	270.6177	72.4453	0.119533	0.003214	0.075184	0.0110860	0.110201	0.989503	0.000200	2.0048E-04	0.0118449	1.2518E-04	0.0010889	6.78033E-05	0.000450	2.138682	0.000102	0.9689704	0.001508	3.01193E-06	0.000811
	March	354.8467	102.3438	0.281730	0.006493	0.033138	0.0123874	0.129922	0.906008	0.000193	1.9306E-04	0.0045057	2.4913E-04	0.0017302	4.63905E-05	0.000433	1.868378	0.000030	2.2178589	0.002513	3.28008E-06	0.001683
	April	178.3741	41.4457	0.069486	0.002097	0.035211	0.0044936	0.058903	0.499190	0.000227	1.6643E-04	0.0049451	5.4749E-05	0.0010033	2.45701E-05	0.000177	0.712451	0.000118	0.4615643	0.000725	2.02969E-06	0.000417
	May	191.1480	33.8344	0.072142	0.001696	0.035491	0.0110399	0.088719	1.279971	0.000800	3.9209E-04	0.1829899	6.1344E-05	0.0010005	8.00773E-05	0.001805	0.877473	0.000707	0.0863390	0.000994	6.45809E-06	0.000656
	June	146.9344	26.8540	0.027576	0.001352	0.019361	0.0118489	0.052199	0.531538	0.000371	3.8097E-04	0.0260579	3.9932E-05	0.0004965	1.42687E-05	0.000636	0.190087	0.000367	0.0456065	0.000407	5.16389E-06	0.000301
	July	169.8344	26.5905	0.035410	0.001294	0.047251	0.0120861	0.066614	0.586044	0.000299	5.4181E-04	0.0228227	6.0374E-05	0.0003843	4.31677E-05	0.000596	0.200333	0.000122	0.0707821	0.000478	3.95680E-06	0.000479
	August	169.5586	20.1265	0.016371	0.002253	0.027138	0.0157011	0.060320	0.525335	0.000243	1.7014E-04	0.0114182	1.5258E-04	0.0009337	1.08504E-04	0.000251	0.706098	0.000144	0.1005016	0.000643	3.93260E-06	0.000470
	September	218.8645	36.9039	0.048893	0.001685	0.011661	0.0179045	0.080230	0.747814	0.000681	7.4615E-04	0.0345813	7.2166E-05	0.0005061	8.39798E-05	0.000874	0.363517	0.000218	0.0801969	0.001046	3.49237E-06	0.001101
	October	248.8034	47.6528	0.168542	0.001414	0.028118	0.0175607	0.091159	1.014929	0.000309	4.3233E-04	0.0287124	5.0792E-05	0.0005319	2.41864E-04	0.000875	0.498439	0.000181	0.0895084	0.000794	3.53411E-06	0.001667
	November	202.7933	46.3318	0.131643	0.001122	0.066813	0.0119496	0.080717	0.410732	0.000255	2.5544E-04	0.0142717	4.4069E-05	0.0003566	7.47819E-05	0.000345	0.677279	0.000068	0.0952092	0.000555	2.96356E-06	0.001054
	December	238.6718	56.0786	0.129895	0.003631	0.059489	0.0091245	0.089930	0.591455	0.000244	2.4422E-04	0.0162582	9.8369E-05	0.0007453	6.55422E-05	0.000390	1.198470	0.000043	0.6556032	0.001077	2.97473E-06	0.000973
Year 1	January	200.4550	54.1081	0.851754	0.005279	0.029899	0.0094180	0.073388	0.613050	0.000647	6.6151E-04	0.0158814	6.6658E-04	0.0009028	2.24002E-04	0.000389	0.236988	0.000322	0.1455767	0.001524	5.35327E-06	0.001781
	February	193.7864	53.0050	0.841826	0.005216	0.025773	0.0093881	0.070801	0.616002	0.000566	5.6050E-04	0.0170504	6.6166E-04	0.0009372	2.27088E-04	0.000411	0.256999	0.000359	0.1481817	0.001528	5.26544E-06	0.001703
	March	193.3164	53.1128	0.839811	0.005148	0.023565	0.0085957	0.069527	0.502152	0.000545	5.3919E-04	0.0172644	6.6402E-04	0.0008877	2.24213E-04	0.000379	0.239024	0.000320	0.1444433	0.001521	5.09915E-06	0.001686
	April	215.5464	47.1131	0.883792	0.005913	0.029930	0.0025634	0.073186	0.648895	0.000640	5.8508E-04	0.0169408	6.7337E-04	0.0013152	2.06008E-04	0.000339	0.162438	0.000584	0.1330193	0.001641	5.50214E-06	0.001724
	May	182.0543	45.0720	0.828627	0.005574	0.024159	0.0119612	0.071824	0.974641	0.000690	6.6092E-04	0.0400379	7.0750E-04	0.0012106	2.43721E-04	0.000877	0.243624	0.000693	0.1332038	0.001709	5.22804E-06	0.001396
	June	172.3274	46.3503	0.794129	0.005554	0.019587	0.0176547	0.066308	0.754219	0.000706	6.6473E-04	0.0333917	6.9559E-04	0.0009493	2.08045E-04	0.000732	0.140871	0.000558	0.1263929	0.001627	5.47903E-06	0.001076
	July	182.9291	49.3898	0.786341	0.005355	0.025985	0.0171763	0.071098	0.833749	0.000590	6.1056E-04	0.0270635	7.2736E-04	0.0009833	2.47319E-04	0.000731	0.137213	0.000441	0.1293487	0.001635	6.82980E-06	0.001297
	August	189.3493	49.9688	0.774075	0.005594	0.025721	0.0162041	0.072201	1.000908	0.000607	5.9905E-04	0.0196009	7.6875E-04	0.0009558	2.49950E-04	0.000619	0.112660	0.000394	0.1289621	0.001793	6.16177E-06	0.001407
	September	194.4411	54.5550	0.807584	0.005279	0.026156	0.0129093	0.078272	1.218518	0.000673	6.7787E-04	0.0177828	7.4952E-04	0.0009103	2.72740E-04	0.000574	0.130907	0.000361	0.1308014	0.001574	5.47519E-06	0.001748
	October	194.6442	54.5524	0.837001	0.005210	0.024009	0.0161557	0.080177	1.109713	0.000581	5.8028E-04	0.0175334	7.4166E-04	0.0008647	2.22596E-04	0.000464	0.104181	0.000322	0.1266113	0.001504	5.40469E-06	0.001834
	November	191.6384	53.5209	0.839808	0.005483	0.024589	0.0095964	0.071650	0.642967	0.000573	5.6684E-04	0.0168517	6.7066E-04	0.0008975	2.42091E-04	0.000408	0.206741	0.000320	0.1506242	0.001525	5.33101E-06	0.001740
	December	186.4048	52.1335	0.841952	0.005601	0.024020	0.0093771	0.065708	0.536321	0.000566	5.6041E-04	0.0170589	6.6819E-04	0.0008629	2.28338E-04	0.000384	0.152808	0.000321	0.1295527	0.001519	5.33099E-06	0.001721
Year 2	January	200.1646	54.0488	0.851533	0.005277	0.029847	0.0094183	0.073315	0.612185	0.000646	6.6052E-04	0.0159381	6.6663E-04	0.0009026	2.23766E-04	0.000391	0.235927	0.000322	0.1454114	0.001523	5.38169E-06	0.001779
	February	193.5993	52.9653	0.841679	0.005215	0.025754	0.0093879	0.070758	0.615335	0.000566	5.6023E-04	0.0170860	6.6169E-04	0.0009368	2.26897E-04	0.000412	0.256141	0.000358	0.1480459	0.001528	5.28640E-06	0.001702
	March	193.0803	53.0653	0.839635	0.005147	0.023554	0.0085956	0.069480	0.501759	0.000545	5.3885E-04	0.0173100	6.6405E-04	0.0008875	2.24041E-04	0.000381	0.238263	0.000320	0.1443247	0.001520	5.12545E-06	0.001685
	April	215.9641	47.6183	1.057705	0.009911	0.051924	0.0028170	0.075075	0.915661													

		Uranium (U) Total	Zinc (Zn) Total	Dissolved Organic Carbon
		mg/L	mg/L	mg/L
Year -2	January	0.001845	0.013900	1.129014
	February	0.001848	0.013472	0.652889
	March	0.003546	0.001954	0.707804
	April	0.003173	0.004797	1.259943
	May	0.003371	0.017362	4.188597
	June	0.003124	0.004725	1.309583
	July	0.002778	0.004575	1.945055
	August	0.001408	0.014567	2.464075
	September	0.001879	0.011701	2.997025
	October	0.001858	0.038978	2.102843
	November	0.002104	0.012177	1.837241
	December	0.002985	0.013501	2.349169
Year -1	January	0.003436	0.012159	1.895174
	February	0.003770	0.011588	1.757447
	March	0.006436	0.008741	2.883831
	April	0.003620	0.005070	1.754520
	May	0.003708	0.017508	4.512753
	June	0.003584	0.005126	1.568150
	July	0.002532	0.006393	1.742207
	August	0.001160	0.007579	2.472497
	September	0.001647	0.013051	3.046032
	October	0.001789	0.034866	2.099300
	November	0.002030	0.012515	1.844556
	December	0.002985	0.013501	2.349169
Year 1	January	0.004138	0.034017	1.403916
	February	0.004019	0.035311	1.074284
	March	0.004056	0.034544	1.006240
	April	0.009341	0.031175	1.651515
	May	0.007823	0.036412	2.722246
	June	0.008048	0.031031	1.532862
	July	0.006209	0.032198	1.623616
	August	0.004108	0.028829	1.688568
	September	0.004496	0.036203	1.745752
	October	0.004450	0.027949	1.541419
	November	0.003988	0.034027	1.253663
	December	0.004034	0.032820	1.307280
Year 2	January	0.004135	0.033935	1.401541
	February	0.004018	0.035245	1.074008
	March	0.004054	0.034482	1.005808
	April	0.009539	0.031124	1.645453
	May	0.008538	0.036383	2.703299
	June	0.008473	0.031012	1.525618
	July	0.006857	0.032187	1.615697
	August	0.004898	0.028850	1.677264
	September	0.005266	0.036097	1.735572
	October	0.005090	0.027961	1.534720
	November	0.003985	0.033912	1.251815
	December	0.004031	0.032715	1.304972

		Hardness (from Total)	Sulphate dissolved	Nitrate (N)	Nitrite (N)	Ammonia (N)	Phosphorus (P)	Fluoride (F)	Chloride (Cl)	Cyanide Total	Cyanide Weak Acid Dissociable	Aluminum (Al) Total	Antimony (Sb) Total	Arsenic (As) Total	Cadmium (Cd) Total	Copper (Cu) Total	Iron (Fe) Total	Lead (Pb) Total	Manganese (Mn) Total	Nickel (Ni) Total	Silver (Ag) Total	Selenium (Se) Total	
		mg/L	mg/L	mg/L	mg/L	mg/L	mg/L	mg/L	mg/L	mg/L	mg/L	mg/L	mg/L	mg/L	mg/L	mg/L	mg/L	mg/L	mg/L	mg/L	mg/L	mg/L	mg/L
Year 3	January	199.6600	53.9459	0.851149	0.005274	0.029758	0.0094187	0.073188	0.610683	0.000645	6.5880E-04	0.0160366	6.6670E-04	0.0009021	2.23358E-04	0.000395	0.234085	0.000322	0.1451242	0.001522	5.43110E-06	0.001776	
	February	193.2898	52.8995	0.841434	0.005213	0.025723	0.0093876	0.070687	0.614231	0.000565	5.5977E-04	0.0171449	6.6174E-04	0.0009362	2.26582E-04	0.000415	0.254722	0.000358	0.1478213	0.001527	5.32106E-06	0.001700	
	March	192.6735	52.9836	0.839331	0.005144	0.023535	0.0085954	0.069400	0.501081	0.000544	5.3826E-04	0.0173886	6.6411E-04	0.0008872	2.23744E-04	0.000384	0.236951	0.000320	0.1441204	0.001519	5.17076E-06	0.001683	
	April	215.9153	47.9631	1.208998	0.013389	0.071060	0.0030256	0.076525	1.132677	0.000637	5.8324E-04	0.0189530	7.4778E-04	0.0013328	2.06315E-04	0.000360	0.159595	0.000588	0.1349390	0.001654	5.76315E-06	0.001754	
	May	186.7591	48.8066	1.321501	0.016902	0.086479	0.0136020	0.084940	2.764750	0.000683	6.5511E-04	0.0465914	9.8203E-04	0.0012728	2.44973E-04	0.000922	0.239306	0.000703	0.1416878	0.001762	5.91839E-06	0.001527	
	June	174.6772	48.3692	1.258198	0.016214	0.078260	0.0186420	0.073904	1.788129	0.000699	6.5887E-04	0.0374856	8.5413E-04	0.0009876	2.09032E-04	0.000766	0.139251	0.000565	0.1312956	0.001657	5.94590E-06	0.001151	
	July	186.8906	52.5016	1.220837	0.015338	0.080816	0.0186248	0.082430	2.381677	0.000587	6.0682E-04	0.0330203	9.6370E-04	0.0010394	2.48370E-04	0.000773	0.135738	0.000454	0.1367705	0.001683	7.38450E-06	0.001410	
	August	194.4861	53.9738	1.240510	0.016303	0.084672	0.0180171	0.086587	2.955456	0.000602	5.9447E-04	0.0271225	1.0669E-03	0.0010274	2.51789E-04	0.000673	0.111732	0.000410	0.1384408	0.001850	6.86079E-06	0.001552	
	September	199.4169	58.5128	1.290441	0.016388	0.087237	0.0147605	0.092543	3.181201	0.000669	6.7367E-04	0.0253437	1.0499E-03	0.0009822	2.73370E-04	0.000628	0.129357	0.000376	0.1402449	0.001635	6.19650E-06	0.001888	
	October	199.1349	58.0189	1.203852	0.013652	0.070420	0.0177310	0.092409	2.793302	0.000578	5.7745E-04	0.0239942	9.9893E-04	0.0009265	2.24338E-04	0.000510	0.103617	0.000336	0.1348038	0.001557	5.99353E-06	0.001955	
	November	191.0646	53.3819	0.839453	0.005476	0.024545	0.0095960	0.071495	0.640393	0.000572	5.6594E-04	0.0169719	6.7069E-04	0.0008968	2.41181E-04	0.000413	0.204492	0.000320	0.1501139	0.001524	5.40049E-06	0.001736	
	December	185.9371	52.0206	0.841568	0.005592	0.023987	0.0093812	0.065653	0.535577	0.000565	5.5967E-04	0.0171708	6.6825E-04	0.0008628	2.27662E-04	0.000389	0.151466	0.000321	0.1293907	0.001518	5.39812E-06	0.001717	
Year 4	January	199.2564	53.8636	0.850842	0.005272	0.029687	0.0094190	0.073087	0.609481	0.000644	6.5742E-04	0.0161154	6.6677E-04	0.0009017	2.23031E-04	0.000398	0.232611	0.000322	0.1448944	0.001522	5.47062E-06	0.001774	
	February	193.0570	52.8501	0.841250	0.005212	0.025699	0.0093873	0.070633	0.613400	0.000565	5.5942E-04	0.0171892	6.6177E-04	0.0009357	2.26345E-04	0.000417	0.253655	0.000358	0.1476523	0.001527	5.34714E-06	0.001699	
	March	192.4154	52.9317	0.839139	0.005143	0.023522	0.0085952	0.069349	0.500651	0.000544	5.3789E-04	0.0174385	6.6414E-04	0.0008870	2.23555E-04	0.000387	0.236118	0.000320	0.1439907	0.001519	5.19951E-06	0.001681	
	April	216.6749	48.6949	1.409005	0.017987	0.096353	0.0033766	0.079187	1.502885	0.000636	5.8256E-04	0.0204031	8.0445E-04	0.0013463	2.06710E-04	0.000372	0.158560	0.000591	0.1365915	0.001665	5.91344E-06	0.001780	
	May	190.7145	51.6569	1.605115	0.023421	0.122339	0.0148425	0.094804	4.098186	0.000681	6.5316E-04	0.0514962	1.1858E-03	0.0013204	2.46467E-04	0.000953	0.237892	0.000712	0.1481411	0.001803	6.35717E-06	0.001627	
	June	177.0493	50.0782	1.525739	0.022362	0.112087	0.0194105	0.079932	2.600467	0.000697	6.5733E-04	0.0405578	9.7821E-04	0.0010174	2.10086E-04	0.000787	0.138856	0.000571	0.1352453	0.001682	6.22123E-06	0.001212	
	July	190.4489	54.9992	1.460753	0.020852	0.111125	0.0197284	0.091137	3.556121	0.000586	6.0593E-04	0.0374145	1.1428E-03	0.0010822	2.49803E-04	0.000802	0.135432	0.000463	0.1425044	0.001720	7.74413E-06	0.001498	
	August	198.6140	56.8706	1.482103	0.021853	0.115213	0.0192868	0.096649	4.310569	0.000601	5.9345E-04	0.0321946	1.2735E-03	0.0010771	2.53547E-04	0.000706	0.111575	0.000420	0.1450794	0.001892	7.27631E-06	0.001655	
	September	203.5137	61.3725	1.525840	0.021801	0.117005	0.0160205	0.102452	4.518860	0.000668	6.7293E-04	0.0303382	1.2541E-03	0.0010312	2.74939E-04	0.000660	0.129141	0.000387	0.1467912	0.001677	6.60349E-06	0.001988	
	October	202.7150	60.4766	1.375989	0.017610	0.092187	0.0188017	0.100859	3.931732	0.000578	5.7712E-04	0.0282267	1.1725E-03	0.0009682	2.25924E-04	0.000537	0.103604	0.000345	0.1403964	0.001593	6.32829E-06	0.002041	
	November	191.0224	53.3717	0.839427	0.005475	0.024542	0.0095960	0.071483	0.640204	0.000572	5.6587E-04	0.0169807	6.7069E-04	0.0008968	2.41114E-04	0.000413	0.204327	0.000320	0.1500764	0.001524	5.40561E-06	0.001736	
	December	185.9248	52.0177	0.841558	0.005592	0.023986	0.0093813	0.065652	0.535558	0.000565	5.5965E-04	0.0171738	6.6825E-04	0.0008628	2.27644E-04	0.000389	0.151431	0.000321	0.1293865	0.001518	5.39988E-06	0.001717	
Year 5	January	199.2519	53.8626	0.850838	0.005272	0.029686	0.0094190	0.073086	0.609468	0.000644	6.5741E-04	0.0161163	6.6677E-04	0.0009017	2.23027E-04	0.000398	0.232594	0.000322	0.1448919	0.001522	5.47105E-06	0.001774	
	February	193.0163	52.8415	0.841218	0.005211	0.025695	0.0093873	0.070624	0.613255	0.000565	5.5936E-04	0.0171969	6.6178E-04	0.0009356	2.26304E-04	0.000417	0.253469	0.000358	0.1476229	0.001527	5.35170E-06	0.001699	
	March	192.3143	52.9114	0.839063	0.005142	0.023518	0.0085952	0.069329	0.500483	0.000544	5.3774E-04	0.0174580	6.6415E-04	0.0008869	2.23481E-04	0.000388	0.235793	0.000320	0.1439400	0.001519	5.21076E-06	0.001681	
	April	217.2988	49.2527	1.563196	0.021531	0.115851	0.0036395	0.081194	1.780408	0.000635	5.8214E-04	0.0214800	8.4691E-04	0.0013564	2.07024E-04	0.000381	0.157915	0.000593	0.1378511	0.001674	6.02047E-06	0.001800	
	May	193.5086	53.7133	1.823545	0.028442	0.149958	0.0157394	0.101945	5.065637	0.000679	6.5134E-04	0.0550510	1.3338E-03	0.0013548	2.47456E-04	0.000977	0.236564	0.000718	0.1528008	0.001832	6.68817E-06	0.001698	
	June	178.3622	51.1232	1.716671	0.026748	0.136226	0.0199046	0.083762	3.119752	0.000695	6.5516E-04	0.0425775	1.0577E-03	0.0010366	2.10652E-04	0.000803	0.138264	0.000574	0.1377323	0.001698	6.43262E-06	0.001250	
	July	192.1198	56.3114	1.616493	0.024431	0.130772	0.0203392	0.095915	4.208774	0.000585	6.0435E-04	0.0399260	1.2425E-03	0.0011059	2.50246E-04	0.000820	0.134810	0.000468	0.1456338	0.001740	7.97793E-06	0.001546	
	August	200.3771	58.3552	1.637810	0.025425	0.134888	0.0199730	0.102099	5.055124	0.000598	5.9097E-04	0.0351087	1.3872E-03	0.0011044	2.54082E-04	0.000728	0.111055	0.000426	0.1486673	0.001912	7.56622E-06	0.001710	
	September	204.8922	62.6807	1.677412	0.025291	0.136188	0.0166735	0.107382	5.210247	0.000666	6.7032E-04	0.0330858	1.3602E-03	0.0010565	2.74556E-04	0.000682	0.128148	0.000392	0.1500594	0.001698	6.90248E-06	0.002034	
	October	203.7981	61.5097	1.483983	0.020099	0.105860	0.0193010	0.104648	4.469057	0.000576	5.7520E-04	0.0303764	1.2549E-03	0.0009880	2.26218E-04	0.000555	0.103187	0.000349	0.1429770	0.001610	6.55706E-06	0.002077	
	November	190.6056	53.2707	0.839169	0.005470	0.024510	0.0095958	0.071371	0.638334	0.000571	5.6522E-04	0.0170681	6.7072E-04	0.0008963	2.40452E-04	0.000417	0.202693	0.000320	0.1497058	0.001523	5.45608E-06	0.001733	
	December	185.5654	51.9309	0.841263	0.005585	0.023960	0.0093844	0.065610	0.534986	0.000565	5.5908E-04	0.0172598	6.6830E-04	0.0008628	2.27125E-04	0.000393	0.150399	0.000321	0.1292620	0.001517	5.45148E-06	0.001715	
Year 6	January	198.5026	53.7098	0.850268	0.005268	0.029553	0.0094197	0.072899	0.607237	0.000642	6.5485E-04	0.0162626	6.6688E-04	0.0009010	2.22420E-04	0.000404	0.229858	0.000322	0.1444654	0.001521	5.54442E-06	0.001769	
	February	192.5727	52.7473	0.840868	0.005209	0.025650	0.0093868	0.070521	0.611673	0.000564	5.5871E-04	0.0172813	6.6185E-04	0.0009347	2.25852E-04	0.000420	0.251435	0.000358	0.1473009	0.001526	5.40139E-06	0.001696	
	March	191.7935	52.8068	0.838674	0.005139	0.023493	0.0085949	0.069225	0.499616	0.000543	5.3699E-04	0.0175586	6.6422E-04	0.0008865	2.23101E-04	0.000392	0.234113	0.000320	0.1436784	0.001518	5.26876E-06	0.001678	
	April	216.9637	49.4946	1.688793	0.024418	0.131741	0.0038177	0.082356	1.964183	0.000													

		Uranium (U) Total	Zinc (Zn) Total	Dissolved Organic Carbon
		mg/L	mg/L	mg/L
Year 3	January	0.004129	0.033792	1.397414
	February	0.004014	0.035135	1.073550
	March	0.004049	0.034374	1.005063
	April	0.009696	0.031015	1.635264
	May	0.009169	0.036266	2.672911
	June	0.008824	0.030954	1.515676
	July	0.007368	0.032129	1.605599
	August	0.005575	0.028851	1.665420
	September	0.005964	0.035993	1.725967
	October	0.005708	0.027980	1.528802
	November	0.003982	0.033814	1.250246
	December	0.004028	0.032630	1.303106
Year 4	January	0.004125	0.033677	1.394112
	February	0.004012	0.035053	1.073205
	March	0.004047	0.034306	1.004591
	April	0.009972	0.030976	1.629286
	May	0.010172	0.036292	2.656285
	June	0.009435	0.030990	1.511158
	July	0.008250	0.032196	1.601302
	August	0.006593	0.028951	1.660236
	September	0.006968	0.036059	1.722494
	October	0.006563	0.028081	1.527315
	November	0.003982	0.033799	1.249995
	December	0.004028	0.032625	1.302996
Year 5	January	0.004125	0.033676	1.394076
	February	0.004012	0.035039	1.073145
	March	0.004046	0.034280	1.004406
	April	0.010178	0.030956	1.625541
	May	0.010900	0.036289	2.640848
	June	0.009825	0.030976	1.504794
	July	0.008739	0.032167	1.593716
	August	0.007152	0.028931	1.647704
	September	0.007483	0.035874	1.710213
	October	0.006961	0.028040	1.518751
	November	0.003978	0.033644	1.247513
	December	0.004023	0.032479	1.299788
Year 6	January	0.004117	0.033464	1.387946
	February	0.004007	0.034882	1.072489
	March	0.004040	0.034142	1.003452
	April	0.010310	0.030812	1.612938
	May	0.011424	0.036124	2.605737
	June	0.010154	0.030904	1.493910
	July	0.009237	0.032095	1.582632
	August	0.007780	0.028924	1.635779
	September	0.008103	0.035776	1.701410
	October	0.007504	0.028062	1.514099
	November	0.003976	0.033573	1.246370
	December	0.004022	0.032419	1.298474

		Hardness (from Total)	Sulphate dissolved	Nitrate (N)	Nitrite (N)	Ammonia (N)	Phosphorus (P)	Fluoride (F)	Chloride (Cl)	Cyanide Total	Cyanide Weak Acid Dissociable	Aluminum (Al) Total	Antimony (Sb) Total	Arsenic (As) Total	Cadmium (Cd) Total	Copper (Cu) Total	Iron (Fe) Total	Lead (Pb) Total	Manganese (Mn) Total	Nickel (Ni) Total	Silver (Ag) Total	Selenium (Se) Total
		mg/L	mg/L	mg/L	mg/L	mg/L	mg/L	mg/L	mg/L	mg/L	mg/L	mg/L	mg/L	mg/L	mg/L	mg/L	mg/L	mg/L	mg/L	mg/L	mg/L	mg/L
Year 7	January	198.2083	53.6497	0.850044	0.005266	0.029501	0.0094199	0.072825	0.606361	0.000641	6.5385E-04	0.0163201	6.6693E-04	0.0009007	2.22182E-04	0.000406	0.228783	0.000322	0.1442979	0.001520	5.57323E-06	0.001767
	February	192.3977	52.7101	0.840730	0.005208	0.025632	0.0093866	0.070481	0.611049	0.000564	5.5845E-04	0.0173146	6.6188E-04	0.0009343	2.25674E-04	0.000422	0.250633	0.000357	0.1471739	0.001525	5.42099E-06	0.001695
	March	191.5588	52.7596	0.838499	0.005138	0.023481	0.0085947	0.069179	0.499225	0.000543	5.3665E-04	0.0176039	6.6425E-04	0.0008864	2.22930E-04	0.000395	0.233356	0.000320	0.1435605	0.001517	5.29491E-06	0.001677
	April	217.2564	49.9038	1.845871	0.028029	0.151606	0.0040280	0.083908	2.184996	0.000631	5.8007E-04	0.0232288	9.0933E-04	0.0013711	2.07163E-04	0.000402	0.154699	0.000597	0.1393217	0.001684	6.27512E-06	0.001824
	May	197.0374	56.7081	2.230249	0.037789	0.201383	0.0170631	0.112561	6.523069	0.000672	6.4503E-04	0.0603711	1.5578E-03	0.0014045	2.48099E-04	0.001014	0.231843	0.000725	0.1596186	0.001874	7.30073E-06	0.001803
	June	180.1445	52.7582	2.091713	0.035361	0.183643	0.0207254	0.090041	3.976921	0.000688	6.4933E-04	0.0460171	1.1893E-03	0.0010683	2.11383E-04	0.000833	0.136645	0.000580	0.1417662	0.001722	6.84854E-06	0.001312
	July	195.1891	58.8058	1.956954	0.032253	0.173718	0.0215169	0.105108	5.468656	0.000582	6.0075E-04	0.0448094	1.4349E-03	0.0011514	2.50923E-04	0.000855	0.133382	0.000479	0.1516457	0.001778	8.44659E-06	0.001637
	August	204.2128	61.4198	1.974102	0.033144	0.177387	0.0213698	0.113187	6.564235	0.000594	5.8694E-04	0.0409491	1.6174E-03	0.0011598	2.55390E-04	0.000771	0.110225	0.000438	0.1559704	0.001955	8.12186E-06	0.001822
	September	208.5408	65.6251	2.000532	0.032726	0.177066	0.0180590	0.118041	6.678956	0.000662	6.6695E-04	0.0387607	1.5851E-03	0.0011104	2.74906E-04	0.000722	0.126898	0.000403	0.1571145	0.001743	7.45125E-06	0.002139
	October	207.1692	64.0857	1.713881	0.025390	0.134946	0.0204677	0.113719	5.715392	0.000574	5.7324E-04	0.0351475	1.4453E-03	0.0010338	2.27543E-04	0.000588	0.102802	0.000359	0.1490463	0.001649	6.98751E-06	0.002167
	November	190.2152	53.1761	0.838927	0.005465	0.024481	0.0095955	0.071265	0.636583	0.000570	5.6461E-04	0.0171499	6.7074E-04	0.0008959	2.39833E-04	0.000420	0.201162	0.000320	0.1493585	0.001522	5.50338E-06	0.001730
	December	185.2630	51.8580	0.841015	0.005579	0.023938	0.0093870	0.065575	0.534504	0.000564	5.5860E-04	0.0173322	6.6834E-04	0.0008627	2.26688E-04	0.000397	0.149532	0.000321	0.1291572	0.001517	5.49487E-06	0.001712
Year 8	January	197.8997	53.5868	0.849809	0.005265	0.029447	0.0094202	0.072748	0.605442	0.000640	6.5280E-04	0.0163804	6.6698E-04	0.0009004	2.21932E-04	0.000409	0.227656	0.000322	0.1441222	0.001520	5.60345E-06	0.001765
	February	192.2012	52.6684	0.840575	0.005207	0.025612	0.0093864	0.070436	0.610348	0.000564	5.5816E-04	0.0173520	6.6191E-04	0.0009339	2.25474E-04	0.000424	0.249732	0.000357	0.1470313	0.001525	5.44300E-06	0.001694
	March	191.3153	52.7107	0.838317	0.005136	0.023470	0.0085946	0.069130	0.498819	0.000542	5.3630E-04	0.0176509	6.6428E-04	0.0008862	2.22752E-04	0.000397	0.232571	0.000320	0.1434382	0.001517	5.32203E-06	0.001675
	April	217.1509	50.0848	1.889881	0.029041	0.157176	0.0041459	0.084708	2.307292	0.000630	5.7930E-04	0.0237748	9.2825E-04	0.0013755	2.07174E-04	0.000409	0.153505	0.000598	0.1397306	0.001686	6.36169E-06	0.001831
	May	197.9755	57.5822	2.278350	0.038894	0.207466	0.0174525	0.115696	6.956767	0.000669	6.4256E-04	0.0619486	1.6246E-03	0.0014190	2.48151E-04	0.001026	0.229990	0.000726	0.1616142	0.001885	7.50176E-06	0.001834
	June	180.5010	53.1843	2.123109	0.036080	0.187612	0.0209583	0.091792	4.218067	0.000685	6.4685E-04	0.0470245	1.2265E-03	0.0010774	2.11512E-04	0.000843	0.135947	0.000581	0.1428741	0.001729	6.99075E-06	0.001328
	July	195.7390	59.3836	1.971899	0.032594	0.175559	0.0218148	0.107403	5.789404	0.000581	5.9902E-04	0.0461052	1.4839E-03	0.0011629	2.50830E-04	0.000866	0.132677	0.000481	0.1531332	0.001788	8.59155E-06	0.001659
	August	204.9510	62.1556	1.987613	0.033448	0.179085	0.0217236	0.116001	6.952508	0.000592	5.8496E-04	0.0425145	1.6767E-03	0.0011741	2.55515E-04	0.000784	0.109798	0.000441	0.1578201	0.001965	8.29516E-06	0.001850
	September	209.1820	66.3200	2.011864	0.032991	0.178511	0.0184199	0.120733	7.060808	0.000661	6.6515E-04	0.0403052	1.6439E-03	0.0011244	2.74501E-04	0.000735	0.126207	0.000406	0.1589007	0.001754	7.63079E-06	0.002163
	October	207.6641	64.6282	1.718400	0.025498	0.135530	0.0207385	0.115750	6.007811	0.000573	5.7192E-04	0.0363410	1.4902E-03	0.0010446	2.27631E-04	0.000599	0.102511	0.000362	0.1504414	0.001658	7.12304E-06	0.002186
	November	189.9496	53.1117	0.838763	0.005462	0.024460	0.0095954	0.071193	0.635392	0.000570	5.6419E-04	0.0172055	6.7076E-04	0.0008956	2.39411E-04	0.000423	0.200121	0.000320	0.1491223	0.001522	5.53554E-06	0.001729
	December	185.0301	51.8018	0.840823	0.005575	0.023922	0.0093891	0.065548	0.534134	0.000564	5.5823E-04	0.0173879	6.6837E-04	0.0008627	2.26351E-04	0.000399	0.148864	0.000321	0.1290766	0.001516	5.52830E-06	0.001711
Year 9	January	197.4220	53.4893	0.849445	0.005262	0.029362	0.0094206	0.072628	0.604019	0.000638	6.5117E-04	0.0164736	6.6705E-04	0.0008999	2.21545E-04	0.000412	0.225912	0.000322	0.1438503	0.001519	5.65022E-06	0.001762
	February	191.8998	52.6044	0.840337	0.005205	0.025581	0.0093861	0.070366	0.609273	0.000563	5.5771E-04	0.0174093	6.6196E-04	0.0009333	2.25168E-04	0.000426	0.248351	0.000357	0.1468127	0.001524	5.47676E-06	0.001693
	March	190.9229	52.6319	0.838024	0.005134	0.023451	0.0085944	0.069053	0.498165	0.000542	5.3573E-04	0.0177267	6.6433E-04	0.0008859	2.22466E-04	0.000400	0.231305	0.000321	0.1432411	0.001516	5.36573E-06	0.001673
	April	216.5556	50.0512	1.874484	0.028686	0.155236	0.0041893	0.084856	2.348976	0.000628	5.7818E-04	0.0240660	9.3500E-04	0.0013770	2.06990E-04	0.000416	0.151762	0.000598	0.1396550	0.001686	6.44914E-06	0.001830
	May	197.7271	57.7743	2.251291	0.038270	0.204046	0.0175528	0.116568	7.092940	0.000665	6.3894E-04	0.0624160	1.6464E-03	0.0014219	2.47491E-04	0.001032	0.227237	0.000725	0.1620798	0.001887	7.65575E-06	0.001841
	June	180.1463	53.1929	2.092416	0.035369	0.183730	0.0210267	0.092209	4.282412	0.000681	6.4356E-04	0.0474167	1.2368E-03	0.0010800	2.11310E-04	0.000851	0.135011	0.000581	0.1430863	0.001729	7.10695E-06	0.001331
	July	195.3794	59.4035	1.940299	0.031865	0.171502	0.0218839	0.107870	5.868336	0.000579	5.9685E-04	0.0465362	1.4962E-03	0.0011655	2.50237E-04	0.000872	0.131776	0.000482	0.1534071	0.001789	8.68206E-06	0.001663
	August	204.4415	62.1524	1.950540	0.032587	0.174383	0.0217731	0.116411	7.022783	0.000590	5.8217E-04	0.0429599	1.6875E-03	0.0011767	2.54988E-04	0.000791	0.109166	0.000442	0.1580790	0.001964	8.40498E-06	0.001853
	September	208.3729	66.1796	1.970223	0.032039	0.173265	0.0184522	0.120733	7.092731	0.000658	6.6240E-04	0.0406282	1.6495E-03	0.0011256	2.73073E-04	0.000742	0.125121	0.000406	0.1589154	0.001753	7.74929E-06	0.002160
	October	207.1208	64.5514	1.686376	0.024767	0.131498	0.0207553	0.115728	6.032343	0.000571	5.7010E-04	0.0365876	1.4943E-03	0.0010457	2.27201E-04	0.000604	0.102091	0.000362	0.1505015	0.001658	7.20262E-06	0.002183
	November	189.5959	53.0260	0.838544	0.005457	0.024433	0.0095952	0.071098	0.633805	0.000569	5.6363E-04	0.0172796	6.7078E-04	0.0008952	2.38850E-04	0.000426	0.198734	0.000320	0.1488078	0.001521	5.57838E-06	0.001726
	December	184.7422	51.7323	0.840587	0.005569	0.023901	0.0093916	0.065514	0.533676	0.000563	5.5777E-04	0.0174569	6.6841E-04	0.0008626	2.25935E-04	0.000403	0.148037	0.000321	0.1289769	0.001515	5.56962E-06	0.001709
Year 10	January	196.8335	53.3692	0.848997	0.005259	0.029258	0.0094211	0.072481	0.602267	0.000637	6.4916E-04	0.0165886	6.6714E-04	0.0008994	2.21068E-04	0.000417	0.223762	0.000322	0.1435153	0.001518	5.70784E-06	0.001758
	February	191.5468	52.5295	0.840058	0.005203	0.025546	0.0093857	0.070285	0.608014	0.000563	5.5719E-04	0.0174764	6.6201E-04	0.0009325	2.24808E-04	0.000429	0.246733	0.000357	0.1465565	0.001523	5.51629E-06	0.001691
	March	190.5059	52.5481	0.837713	0.005132	0.023431	0.0085942	0.068970	0.497471	0.000541	5.3513E-04	0.0178073	6.6438E-04	0.0008856	2.22161E-04	0.000404	0.229960	0.000321	0.1430316	0.001516	5.41219E-06	0.001671
	April	215.2437	49.5307	1.827854	0.027614	0.149348	0.0040214	0.083334	2.166445													

		Uranium (U) Total	Zinc (Zn) Total	Dissolved Organic Carbon
		mg/L	mg/L	mg/L
Year 7	January	0.004114	0.033380	1.385540
	February	0.004006	0.034820	1.072230
	March	0.004038	0.034080	1.003022
	April	0.010473	0.030761	1.607203
	May	0.011996	0.036078	2.587213
	June	0.010468	0.030881	1.487713
	July	0.009682	0.032077	1.576423
	August	0.008284	0.028928	1.627328
	September	0.008580	0.035694	1.694343
	October	0.007893	0.028070	1.510016
	November	0.003975	0.033499	1.245187
	December	0.004020	0.032356	1.297090
Year 8	January	0.004110	0.033293	1.383015
	February	0.004004	0.034751	1.071939
	March	0.004035	0.034016	1.002577
	April	0.010561	0.030685	1.600406
	May	0.012323	0.035982	2.566253
	June	0.010649	0.030828	1.480432
	July	0.009920	0.032004	1.568095
	August	0.008574	0.028890	1.617316
	September	0.008864	0.035556	1.685855
	October	0.008109	0.028033	1.504130
	November	0.003972	0.033401	1.243605
	December	0.004017	0.032262	1.295011
Year 9	January	0.004105	0.033157	1.379108
	February	0.004001	0.034644	1.071494
	March	0.004031	0.033913	1.001858
	April	0.010587	0.030562	1.590524
	May	0.012425	0.035788	2.535439
	June	0.010697	0.030731	1.470805
	July	0.009977	0.031879	1.557653
	August	0.008625	0.028786	1.603169
	September	0.008882	0.035288	1.672904
	October	0.008122	0.027943	1.496057
	November	0.003969	0.033269	1.241499
	December	0.004013	0.032145	1.292442
Year 10	January	0.004099	0.032991	1.374294
	February	0.003997	0.034520	1.070972
	March	0.004026	0.033802	1.001095
	April	0.010445	0.030417	1.580789
	May	0.011919	0.035536	2.508466
	June	0.010395	0.030600	1.462474
	July	0.009536	0.031723	1.550246
	August	0.008090	0.028650	1.595238
	September	0.008346	0.035112	1.668025
	October	0.007659	0.027856	1.494032
	November	0.003968	0.033245	1.241106
	December	0.004013	0.032133	1.292176

		Hardness (from Total)	Sulphate dissolved	Nitrate (N)	Nitrite (N)	Ammonia (N)	Phosphorus (P)	Fluoride (F)	Chloride (Cl)	Cyanide Total	Cyanide Weak Acid Dissociable	Aluminum (Al) Total	Antimony (Sb) Total	Arsenic (As) Total	Cadmium (Cd) Total	Copper (Cu) Total	Iron (Fe) Total	Lead (Pb) Total	Manganese (Mn) Total	Nickel (Ni) Total	Silver (Ag) Total	Selenium (Se) Total	
		mg/L	mg/L	mg/L	mg/L	mg/L	mg/L	mg/L	mg/L	mg/L	mg/L	mg/L	mg/L	mg/L	mg/L	mg/L	mg/L	mg/L	mg/L	mg/L	mg/L	mg/L	mg/L
Year 11	January	117.5677	31.8738	0.506920	0.003140	0.017477	0.0056247	0.043286	0.359727	0.000380	3.8775E-04	0.0098939	3.9830E-04	0.0005370	1.32027E-04	0.000248	0.133781	0.000192	0.0857129	0.000906	3.40276E-06	0.001050	
	February	116.0982	31.8339	0.508899	0.003152	0.015481	0.0056852	0.042590	0.368552	0.000341	3.3761E-04	0.0105717	4.0098E-04	0.0005650	1.36247E-04	0.000259	0.149792	0.000216	0.0888262	0.000923	3.33300E-06	0.001024	
	March	131.5700	36.2793	0.577959	0.003541	0.016170	0.0059282	0.047606	0.343417	0.000373	3.6936E-04	0.0122516	4.5826E-04	0.0006110	1.53361E-04	0.000277	0.159147	0.000221	0.0987421	0.001046	3.71507E-06	0.001153	
	April	115.0593	26.5187	0.940686	0.013955	0.075402	0.0021794	0.044758	1.195967	0.000334	3.0775E-04	0.0126240	4.8953E-04	0.0007312	1.10107E-04	0.000221	0.080644	0.000318	0.0740632	0.000896	3.42515E-06	0.000970	
	May	140.7332	40.7406	1.500245	0.024829	0.131943	0.0122930	0.081270	4.779325	0.000477	4.5806E-04	0.0436029	1.1333E-03	0.0010078	1.76936E-04	0.000732	0.163018	0.000517	0.1146462	0.001342	5.38933E-06	0.001296	
	June	130.2599	38.2140	1.412756	0.023239	0.119967	0.0150729	0.065478	2.912402	0.000495	4.6798E-04	0.0336446	8.6761E-04	0.0007765	1.53146E-04	0.000611	0.098236	0.000420	0.1029062	0.001249	5.07425E-06	0.000952	
	July	137.8492	41.5402	1.282140	0.020445	0.109809	0.0152364	0.074316	3.863209	0.000411	4.2420E-04	0.0318224	1.0153E-03	0.0008155	1.77311E-04	0.000609	0.093855	0.000339	0.1073449	0.001259	6.03632E-06	0.001157	
	August	136.8362	41.1189	1.221259	0.019837	0.105822	0.0143148	0.075665	4.358865	0.000399	3.9349E-04	0.0274304	1.0795E-03	0.0007782	1.71423E-04	0.000520	0.073837	0.000294	0.1046078	0.001312	5.49289E-06	0.001220	
	September	145.0343	45.5389	1.281603	0.020199	0.109043	0.0125136	0.081571	4.556670	0.000462	4.6503E-04	0.0267403	1.0910E-03	0.0007717	1.91409E-04	0.000504	0.088293	0.000281	0.1091735	0.001213	5.20959E-06	0.001484	
	October	135.4739	41.7650	1.041216	0.014740	0.077981	0.0133131	0.073648	3.621701	0.000377	3.7601E-04	0.0226199	9.2902E-04	0.0006740	1.49108E-04	0.000384	0.067408	0.000235	0.0971960	0.001078	4.56321E-06	0.001412	
	November	111.3314	31.1236	0.491024	0.003199	0.014328	0.0056163	0.041711	0.372585	0.000334	3.3046E-04	0.0100382	3.9259E-04	0.0005244	1.40371E-04	0.000246	0.117733	0.000187	0.0874181	0.000891	3.22135E-06	0.001013	
	December	107.5987	30.1173	0.488336	0.003240	0.013901	0.0054500	0.038078	0.310394	0.000328	3.2438E-04	0.0100559	3.8805E-04	0.0005009	1.31665E-04	0.000230	0.086911	0.000186	0.0750021	0.000881	3.18594E-06	0.000995	
Year 12	January	94.5179	19.3821	0.206532	0.001539	0.010583	0.0052329	0.033436	0.351853	0.000294	3.0495E-04	0.0070440	1.3737E-04	0.0002769	6.44009E-05	0.000163	0.116364	0.000082	0.0389780	0.000406	2.47340E-06	0.000694	
	February	95.4565	20.7141	0.242192	0.001730	0.009296	0.0053385	0.033793	0.361278	0.000263	2.6262E-04	0.0080812	1.6945E-04	0.0003345	7.61761E-05	0.000184	0.134081	0.000119	0.0473170	0.000479	2.52004E-06	0.000707	
	March	112.3788	25.8590	0.327201	0.002204	0.010339	0.0056019	0.039362	0.336137	0.000301	2.9912E-04	0.0098634	2.4042E-04	0.0003937	9.68915E-05	0.000204	0.144518	0.000129	0.0597101	0.000628	2.92516E-06	0.000855	
	April	106.7005	21.7323	0.792688	0.012636	0.068843	0.0020234	0.041059	1.194959	0.000302	2.7578E-04	0.0113942	3.8721E-04	0.0006291	8.36900E-05	0.000181	0.075053	0.000275	0.0559606	0.000701	2.99087E-06	0.000833	
	May	159.5651	50.3087	1.664828	0.024679	0.129767	0.0126418	0.089037	4.798744	0.000549	5.2743E-04	0.0457140	1.3266E-03	0.0012049	2.28955E-04	0.000787	0.182609	0.000604	0.1499793	0.001719	5.83059E-06	0.001571	
	June	145.2580	45.8830	1.535239	0.022946	0.117251	0.0152935	0.071520	2.923853	0.000554	5.2401E-04	0.0349714	1.0205E-03	0.0009293	1.93720E-04	0.000647	0.111728	0.000486	0.1307875	0.001547	5.40012E-06	0.001168	
	July	140.5189	42.6583	1.255444	0.019480	0.104458	0.0152747	0.075224	3.867351	0.000420	4.3366E-04	0.0317756	1.0329E-03	0.0008337	1.83114E-04	0.000607	0.096766	0.000346	0.1107216	0.001295	5.97697E-06	0.001187	
	August	140.7368	42.8318	1.210765	0.018996	0.100934	0.0143910	0.077040	4.365583	0.000413	4.0765E-04	0.0274772	1.1102E-03	0.0008084	1.80281E-04	0.000520	0.077134	0.000307	0.1102146	0.001376	5.45491E-06	0.001265	
	September	147.3254	46.3566	1.247576	0.019199	0.103495	0.0125319	0.082361	4.563597	0.000469	4.7241E-04	0.0265701	1.1010E-03	0.0007821	1.96255E-04	0.000498	0.090674	0.000285	0.1112645	0.001236	5.08476E-06	0.001508	
	October	116.0601	31.1738	0.753306	0.012642	0.068001	0.0129905	0.065394	3.615754	0.000304	3.0578E-04	0.0201106	7.0659E-04	0.0004515	9.16038E-05	0.000309	0.050878	0.000141	0.0571071	0.000652	3.73425E-06	0.001110	
	November	87.7621	18.4671	0.187436	0.001584	0.007272	0.0052215	0.031700	0.364410	0.000245	2.4505E-04	0.0072123	1.2922E-04	0.0002615	7.21883E-05	0.000161	0.099184	0.000076	0.0402010	0.000385	2.30185E-06	0.000651	
	December	83.7432	17.3327	0.182213	0.001612	0.006777	0.0050487	0.027905	0.300739	0.000238	2.3813E-04	0.0072142	1.2244E-04	0.0002354	6.27186E-05	0.000144	0.067491	0.000074	0.0271193	0.000371	2.26153E-06	0.000629	
Year 13	January	95.2424	19.5299	0.207083	0.001543	0.010712	0.0052322	0.033618	0.354010	0.000296	3.0742E-04	0.0069026	1.3726E-04	0.0002776	6.49876E-05	0.000157	0.119010	0.000082	0.0393903	0.000407	2.40247E-06	0.000698	
	February	95.9131	20.8110	0.242552	0.001733	0.009342	0.0053390	0.033898	0.362907	0.000264	2.6329E-04	0.0079943	1.6938E-04	0.0003354	7.66409E-05	0.000180	0.136174	0.000119	0.0476483	0.000480	2.46889E-06	0.000709	
	March	113.0362	25.9911	0.327692	0.002208	0.010370	0.0056023	0.039492	0.337232	0.000302	3.0007E-04	0.0097364	2.4034E-04	0.0003942	9.73715E-05	0.000198	0.146638	0.000129	0.0600403	0.000629	2.85194E-06	0.000859	
	April	107.6611	21.9004	0.764653	0.011992	0.065289	0.0020207	0.041293	1.197736	0.000305	2.7723E-04	0.0112255	3.8711E-04	0.0006293	8.40137E-05	0.000173	0.077327	0.000275	0.0563400	0.000704	2.89306E-06	0.000838	
	May	160.7869	50.5144	1.610320	0.023429	0.122872	0.0127008	0.089373	4.810732	0.000556	5.3364E-04	0.0458189	1.3267E-03	0.0012089	2.30446E-04	0.000783	0.187339	0.000608	0.1503891	0.001725	5.63598E-06	0.001577	
	June	146.3071	46.1360	1.484676	0.021792	0.110861	0.0152845	0.071676	2.929418	0.000561	5.3002E-04	0.0347091	1.0204E-03	0.0009290	1.94272E-04	0.000637	0.113448	0.000488	0.1310062	0.001550	5.22232E-06	0.001172	
	July	141.5943	42.9288	1.211622	0.018477	0.099023	0.0152869	0.075459	3.870821	0.000423	4.3742E-04	0.0315472	1.0331E-03	0.0008343	1.84343E-04	0.000600	0.098331	0.000346	0.1109368	0.001297	5.86004E-06	0.001192	
	August	141.8916	43.0848	1.168467	0.018037	0.095608	0.0144219	0.077257	4.371142	0.000417	4.1196E-04	0.0272112	1.1109E-03	0.0008084	1.81260E-04	0.000511	0.078113	0.000307	0.1103761	0.001382	5.31779E-06	0.001269	
	September	148.6835	46.6784	1.204769	0.018207	0.098054	0.0125349	0.082758	4.570130	0.000473	4.7644E-04	0.0262937	1.1008E-03	0.0007822	1.98424E-04	0.000490	0.092268	0.000286	0.1115054	0.001238	4.92623E-06	0.001517	
	October	116.9092	31.3553	0.723963	0.011960	0.064268	0.0130014	0.065690	3.618356	0.000306	3.0823E-04	0.0199096	7.0644E-04	0.0004514	9.22376E-05	0.000302	0.051447	0.000140	0.0572018	0.000653	3.63694E-06	0.001117	
	November	88.1976	18.5726	0.187706	0.001589	0.007305	0.0052218	0.031818	0.366363	0.000246	2.4573E-04	0.0071210	1.2919E-04	0.0002620	7.28795E-05	0.000157	0.100891	0.000076	0.0405884	0.000386	2.24910E-06	0.000654	
	December	84.0942	17.4174	0.182501	0.001619	0.006802	0.0050456	0.027946	0.301297	0.000239	2.3868E-04	0.0071302	1.2240E-04	0.0002355	6.32258E-05	0.000140	0.068498	0.000074	0.0272408	0.000372	2.21116E-06	0.000632	
Year 14	January	95.9065	19.6654	0.207589	0.001547	0.010829	0.0052317	0.033784	0.355987	0.000298	3.0969E-04	0.0067729	1.3716E-04	0.0002782	6.55254E-05	0.000152	0.121435	0.000082	0.0397683	0.000408	2.33745E-06	0.000702	
	February	96.2936	20.8918	0.242853	0.001735	0.009381	0.0053394	0.033986	0.364264	0.000265	2.6386E-04	0.0079220	1.6932E-04	0.0003362	7.70281E-05	0.000177	0.137918	0.000119	0.0479244	0.000481	2.42627E-06	0.000711	
	March	113.5293	26.0901	0.328061	0.002211	0.010394	0.0056026	0.039590	0.338053	0.000302	3.0078E-04	0.0096412	2.4028E-04	0.0003946	9.77315E-05	0.000194	0.148228	0.000129	0.0602880	0.000630	2.79702E-06	0.000862	
	April	107.8187	21.3473	0.738279	0.011386	0.061948	0.0019591	0.038815	1.112412														

		Uranium (U) Total	Zinc (Zn) Total	Dissolved Organic Carbon
		mg/L	mg/L	mg/L
Year 11	January	0.002448	0.019711	0.820921
	February	0.002422	0.020936	0.648819
	March	0.002779	0.023359	0.690833
	April	0.005595	0.016255	0.845966
	May	0.008674	0.025626	1.819092
	June	0.007616	0.022311	1.070126
	July	0.006851	0.022635	1.109471
	August	0.005529	0.019401	1.087780
	September	0.005910	0.024837	1.179468
	October	0.005083	0.018398	0.989910
	November	0.002326	0.019606	0.728799
	December	0.002334	0.018799	0.753396
Year 12	January	0.001352	0.011791	0.826847
	February	0.001447	0.013886	0.649494
	March	0.001865	0.016749	0.692037
	April	0.005172	0.013237	0.858841
	May	0.009500	0.032002	1.871891
	June	0.008269	0.027268	1.087741
	July	0.006932	0.023411	1.127516
	August	0.005664	0.020511	1.109583
	September	0.005967	0.025554	1.198439
	October	0.004151	0.011597	1.000804
	November	0.001216	0.011564	0.731393
	December	0.001215	0.010669	0.756528
Year 13	January	0.001360	0.011996	0.832772
	February	0.001452	0.014047	0.650170
	March	0.001872	0.016923	0.693240
	April	0.005181	0.013404	0.871715
	May	0.009509	0.032360	1.924691
	June	0.008274	0.027458	1.105356
	July	0.006940	0.023642	1.145561
	August	0.005671	0.020683	1.131386
	September	0.005980	0.025952	1.217411
	October	0.004161	0.011722	1.011698
	November	0.001220	0.011725	0.733987
	December	0.001220	0.010812	0.759660
Year 14	January	0.001367	0.012185	0.838204
	February	0.001455	0.014182	0.650733
	March	0.001877	0.017053	0.694143
	April	0.004907	0.013522	0.880298
	May	0.008154	0.032600	1.955491
	June	0.007477	0.027572	1.114163
	July	0.005827	0.023765	1.153080
	August	0.004391	0.020770	1.138654
	September	0.004676	0.026082	1.222154
	October	0.003123	0.011767	1.013514
	November	0.001221	0.011739	0.734203
	December	0.001220	0.010812	0.759660

		Hardness (from Total)	Sulphate dissolved	Nitrate (N)	Nitrite (N)	Ammonia (N)	Phosphorus (P)	Fluoride (F)	Chloride (Cl)	Cyanide Total	Cyanide Weak Acid Dissociable	Aluminum (Al) Total	Antimony (Sb) Total	Arsenic (As) Total	Cadmium (Cd) Total	Copper (Cu) Total	Iron (Fe) Total	Lead (Pb) Total	Manganese (Mn) Total	Nickel (Ni) Total	Silver (Ag) Total	Selenium (Se) Total	
		mg/L	mg/L	mg/L	mg/L	mg/L	mg/L	mg/L	mg/L	mg/L	mg/L	mg/L	mg/L	mg/L	mg/L	mg/L	mg/L	mg/L	mg/L	mg/L	mg/L	mg/L	mg/L
Year 15	January	64.9118	9.6070	0.047123	0.000662	0.004043	0.0047911	0.021511	0.294195	0.000199	2.0314E-04	0.0041121	7.5090E-06	0.0001081	1.35174E-05	0.000071	0.036081	0.000010	0.0057417	0.000118	1.65382E-06	0.000400	
	February	63.9659	9.4730	0.046604	0.000659	0.003342	0.0048055	0.021132	0.295563	0.000185	1.8621E-04	0.0043327	7.6295E-06	0.0001152	1.42275E-05	0.000075	0.039243	0.000017	0.0063142	0.000121	1.64631E-06	0.000389	
	March	64.0213	9.4031	0.046341	0.000658	0.002962	0.0048021	0.020915	0.282156	0.000185	1.8604E-04	0.0043011	7.8379E-06	0.0001056	1.22257E-05	0.000067	0.029774	0.000009	0.0047562	0.000118	1.64458E-06	0.000388	
	April	74.5126	8.7284	0.405624	0.008644	0.048693	0.0015830	0.025762	0.280678	0.000189	1.7956E-04	0.0059715	3.5372E-04	0.0007165	3.19985E-05	0.000067	0.025182	0.000168	0.0075171	0.000243	2.20384E-06	0.000664	
	May	82.1894	17.1474	0.698563	0.015790	0.085743	0.0103376	0.044999	0.309206	0.000196	1.9434E-04	0.0196696	1.6770E-03	0.0021124	9.33890E-05	0.000266	0.029678	0.000221	0.0207819	0.000496	4.40041E-06	0.001446	
	June	72.5423	12.7695	0.630776	0.014677	0.076908	0.0142285	0.035631	0.306177	0.000213	2.0943E-04	0.0196959	9.8934E-04	0.0012580	6.03802E-05	0.000286	0.020822	0.000179	0.0128474	0.000376	3.44908E-06	0.000818	
	July	81.8030	17.0792	0.541441	0.012713	0.069030	0.0141819	0.042360	0.302875	0.000200	2.0534E-04	0.0172268	1.3824E-03	0.0016915	9.91154E-05	0.000280	0.020091	0.000147	0.0191620	0.000477	4.41738E-06	0.001334	
	August	82.9626	18.7144	0.515789	0.012244	0.067993	0.0130210	0.044358	0.247543	0.000174	1.7419E-04	0.0130632	1.5883E-03	0.0018982	1.15306E-04	0.000230	0.013212	0.000111	0.0219857	0.000539	4.55486E-06	0.001598	
	September	84.3434	20.6891	0.537579	0.012504	0.069492	0.0116621	0.045429	0.342456	0.000236	2.4001E-04	0.0119342	1.6141E-03	0.0018989	1.07771E-04	0.000191	0.012678	0.000076	0.0214363	0.000459	4.54111E-06	0.001731	
	October	79.9293	19.1251	0.398435	0.008773	0.047626	0.0122993	0.040762	0.301583	0.000173	1.7392E-04	0.0111829	1.2831E-03	0.0015123	8.25367E-05	0.000156	0.011673	0.000060	0.0173743	0.000375	3.93216E-06	0.001506	
	November	63.4468	9.5600	0.045073	0.000699	0.003122	0.0048019	0.021276	0.299760	0.000185	1.8603E-04	0.0043044	8.3655E-06	0.0001078	1.74461E-05	0.000075	0.032498	0.000010	0.0070149	0.000119	1.64450E-06	0.000394	
	December	62.4342	9.3091	0.045570	0.000723	0.003018	0.0047497	0.020144	0.279097	0.000184	1.8457E-04	0.0043503	8.0112E-06	0.0001013	1.50488E-05	0.000071	0.022678	0.000011	0.0030905	0.000118	1.64233E-06	0.000390	
Year 16	January	64.9118	9.6070	0.047123	0.000662	0.004043	0.0047911	0.021511	0.294195	0.000199	2.0314E-04	0.0041121	7.5090E-06	0.0001081	1.35174E-05	0.000071	0.036081	0.000010	0.0057417	0.000118	1.65382E-06	0.000400	
	February	63.9659	9.4730	0.046604	0.000659	0.003342	0.0048055	0.021132	0.295563	0.000185	1.8621E-04	0.0043327	7.6295E-06	0.0001152	1.42275E-05	0.000075	0.039243	0.000017	0.0063142	0.000121	1.64631E-06	0.000389	
	March	64.0213	9.4031	0.046341	0.000658	0.002962	0.0048021	0.020915	0.282156	0.000185	1.8604E-04	0.0043011	7.8379E-06	0.0001056	1.22257E-05	0.000067	0.029774	0.000009	0.0047562	0.000118	1.64458E-06	0.000388	
	April	74.5126	8.7284	0.383851	0.008143	0.045940	0.0015830	0.025762	0.280678	0.000189	1.7956E-04	0.0059715	3.5372E-04	0.0007165	3.19985E-05	0.000067	0.025182	0.000168	0.0075171	0.000243	2.20384E-06	0.000664	
	May	82.1894	17.1474	0.656694	0.014828	0.080449	0.0103376	0.044999	0.309206	0.000196	1.9434E-04	0.0196696	1.6770E-03	0.0021124	9.33890E-05	0.000266	0.029678	0.000221	0.0207819	0.000496	4.40041E-06	0.001446	
	June	72.5423	12.7695	0.592182	0.013789	0.072028	0.0142285	0.035631	0.306177	0.000213	2.0943E-04	0.0196959	9.8934E-04	0.0012580	6.03802E-05	0.000286	0.020822	0.000179	0.0128474	0.000376	3.44908E-06	0.000818	
	July	81.8030	17.0792	0.508071	0.011945	0.064811	0.0141819	0.042360	0.302875	0.000200	2.0534E-04	0.0172268	1.3824E-03	0.0016915	9.91154E-05	0.000280	0.020091	0.000147	0.0191620	0.000477	4.41738E-06	0.001334	
	August	82.9626	18.7144	0.483528	0.011502	0.063914	0.0130210	0.044358	0.247543	0.000174	1.7419E-04	0.0130632	1.5883E-03	0.0018982	1.15306E-04	0.000230	0.013212	0.000111	0.0219857	0.000539	4.55486E-06	0.001598	
	September	84.3434	20.6891	0.504492	0.011744	0.065309	0.0116621	0.045429	0.342456	0.000236	2.4001E-04	0.0119342	1.6141E-03	0.0018989	1.07771E-04	0.000191	0.012678	0.000076	0.0214363	0.000459	4.54111E-06	0.001731	
	October	79.9293	19.1251	0.375754	0.008252	0.044758	0.0122993	0.040762	0.301583	0.000173	1.7392E-04	0.0111829	1.2831E-03	0.0015123	8.25367E-05	0.000156	0.011673	0.000060	0.0173743	0.000375	3.93216E-06	0.001506	
	November	63.4468	9.5600	0.045073	0.000699	0.003122	0.0048019	0.021276	0.299760	0.000185	1.8603E-04	0.0043044	8.3655E-06	0.0001078	1.74461E-05	0.000075	0.032498	0.000010	0.0070149	0.000119	1.64450E-06	0.000394	
	December	62.4342	9.3091	0.045570	0.000723	0.003018	0.0047497	0.020144	0.279097	0.000184	1.8457E-04	0.0043503	8.0112E-06	0.0001013	1.50488E-05	0.000071	0.022678	0.000011	0.0030905	0.000118	1.64233E-06	0.000390	
Year 17	January	64.9118	9.6070	0.047123	0.000662	0.004043	0.0047911	0.021511	0.294195	0.000199	2.0314E-04	0.0041121	7.5090E-06	0.0001081	1.35174E-05	0.000071	0.036081	0.000010	0.0057417	0.000118	1.65382E-06	0.000400	
	February	63.9659	9.4730	0.046604	0.000659	0.003342	0.0048055	0.021132	0.295563	0.000185	1.8621E-04	0.0043327	7.6295E-06	0.0001152	1.42275E-05	0.000075	0.039243	0.000017	0.0063142	0.000121	1.64631E-06	0.000389	
	March	64.0213	9.4031	0.046341	0.000658	0.002962	0.0048021	0.020915	0.282156	0.000185	1.8604E-04	0.0043011	7.8379E-06	0.0001056	1.22257E-05	0.000067	0.029774	0.000009	0.0047562	0.000118	1.64458E-06	0.000388	
	April	74.5126	8.7284	0.363480	0.007675	0.043364	0.0015830	0.025762	0.280678	0.000189	1.7956E-04	0.0059715	3.5372E-04	0.0007165	3.19985E-05	0.000067	0.025182	0.000168	0.0075171	0.000243	2.20384E-06	0.000664	
	May	82.1894	17.1474	0.617520	0.013927	0.075496	0.0103376	0.044999	0.309206	0.000196	1.9434E-04	0.0196696	1.6770E-03	0.0021124	9.33890E-05	0.000266	0.029678	0.000221	0.0207819	0.000496	4.40041E-06	0.001446	
	June	72.5423	12.7695	0.556073	0.012959	0.067462	0.0142285	0.035631	0.306177	0.000213	2.0943E-04	0.0196959	9.8934E-04	0.0012580	6.03802E-05	0.000286	0.020822	0.000179	0.0128474	0.000376	3.44908E-06	0.000818	
	July	81.8030	17.0792	0.476851	0.011228	0.060864	0.0141819	0.042360	0.302875	0.000200	2.0534E-04	0.0172268	1.3824E-03	0.0016915	9.91154E-05	0.000280	0.020091	0.000147	0.0191620	0.000477	4.41738E-06	0.001334	
	August	82.9626	18.7144	0.453346	0.010808	0.060098	0.0130210	0.044358	0.247543	0.000174	1.7419E-04	0.0130632	1.5883E-03	0.0018982	1.15306E-04	0.000230	0.013212	0.000111	0.0219857	0.000539	4.55486E-06	0.001598	
	September	84.3434	20.6891	0.473537	0.011032	0.061395	0.0116621	0.045429	0.342456	0.000236	2.4001E-04	0.0119342	1.6141E-03	0.0018989	1.07771E-04	0.000191	0.012678	0.000076	0.0214363	0.000459	4.54111E-06	0.001731	
	October	79.9293	19.1251	0.354534	0.007764	0.042075	0.0122993	0.040762	0.301583	0.000173	1.7392E-04	0.0111829	1.2831E-03	0.0015123	8.25367E-05	0.000156	0.011673	0.000060	0.0173743	0.000375	3.93216E-06	0.001506	
	November	63.4468	9.5600	0.045073	0.000699	0.003122	0.0048019	0.021276	0.299760	0.000185	1.8603E-04	0.0043044	8.3655E-06	0.0001078	1.74461E-05	0.000075	0.032498	0.000010	0.0070149	0.000119	1.64450E-06	0.000394	
	December	62.4342	9.3091	0.045570	0.000723	0.003018	0.0047497	0.020144	0.279097	0.000184	1.8457E-04	0.0043503	8.0112E-06	0.0001013	1.50488E-05	0.000071	0.022678	0.000011	0.0030905	0.000118	1.64233E-06	0.000390	
Year 18	January	64.9118	9.6070	0.047123	0.000662	0.004043	0.0047911	0.021511	0.294195	0.000199	2.0314E-04	0.0041121	7.5090E-06	0.0001081	1.35174E-05	0.000071	0.036081	0.000010	0.0057417	0.000118	1.65382E-06	0.000400	
	February	63.9659	9.4730	0.046604	0.000659	0.003342	0.0048055	0.021132	0.295563	0.000185	1.8621E-04	0.0043327	7.6295E-06	0.0001152	1.42275E-05	0.000075	0.039243	0.000017	0.0063142	0.000121	1.64631E-06	0.000389	
	March	64.0213	9.4031	0.046341	0.000658	0.002962	0.0048021	0.020915	0.282156	0.000185	1.8604E-04	0.0043011	7.8379E-06	0.0001056	1.22257E-05	0.000067	0.029774	0.000009	0.0047562	0.000118	1.64458E-06	0.000388	
	April	74.5126	8.7284	0.344421	0.007237	0.040954	0.0015830	0.025762	0.280678	0.000189	1.7956E-04	0.0059715	3.5372E										

		Uranium (U) Total	Zinc (Zn) Total	Dissolved Organic Carbon
		mg/L	mg/L	mg/L
Year 15	January	0.000624	0.002663	0.645335
	February	0.000608	0.002890	0.590022
	March	0.000614	0.002270	0.592620
	April	0.003884	0.004672	0.659753
	May	0.005782	0.008710	0.777712
	June	0.005075	0.006830	0.681215
	July	0.004125	0.008024	0.709189
	August	0.002829	0.007351	0.628532
	September	0.002995	0.007769	0.746171
	October	0.002463	0.005656	0.655385
	November	0.000598	0.002824	0.618718
	December	0.000607	0.002645	0.629221
Year 16	January	0.000624	0.002663	0.645335
	February	0.000608	0.002890	0.590022
	March	0.000614	0.002270	0.592620
	April	0.003884	0.004672	0.659753
	May	0.005782	0.008710	0.777712
	June	0.005075	0.006830	0.681215
	July	0.004125	0.008024	0.709189
	August	0.002829	0.007351	0.628532
	September	0.002995	0.007769	0.746171
	October	0.002463	0.005656	0.655385
	November	0.000598	0.002824	0.618718
	December	0.000607	0.002645	0.629221
Year 17	January	0.000624	0.002663	0.645335
	February	0.000608	0.002890	0.590022
	March	0.000614	0.002270	0.592620
	April	0.003884	0.004672	0.659753
	May	0.005782	0.008710	0.777712
	June	0.005075	0.006830	0.681215
	July	0.004125	0.008024	0.709189
	August	0.002829	0.007351	0.628532
	September	0.002995	0.007769	0.746171
	October	0.002463	0.005656	0.655385
	November	0.000598	0.002824	0.618718
	December	0.000607	0.002645	0.629221
Year 18	January	0.000624	0.002663	0.645335
	February	0.000608	0.002890	0.590022
	March	0.000614	0.002270	0.592620
	April	0.003884	0.004672	0.659753
	May	0.005782	0.008710	0.777712
	June	0.005075	0.006830	0.681215
	July	0.004125	0.008024	0.709189
	August	0.002829	0.007351	0.628532
	September	0.002995	0.007769	0.746171
	October	0.002463	0.005656	0.655385
	November	0.000598	0.002824	0.618718
	December	0.000607	0.002645	0.629221

		Hardness (from Total)	Sulphate dissolved	Nitrate (N)	Nitrite (N)	Ammonia (N)	Phosphorus (P)	Fluoride (F)	Chloride (Cl)	Cyanide Total	Cyanide Weak Acid Dissociable	Aluminum (Al) Total	Antimony (Sb) Total	Arsenic (As) Total	Cadmium (Cd) Total	Copper (Cu) Total	Iron (Fe) Total	Lead (Pb) Total	Manganese (Mn) Total	Nickel (Ni) Total	Silver (Ag) Total	Selenium (Se) Total	
		mg/L	mg/L	mg/L	mg/L	mg/L	mg/L	mg/L	mg/L	mg/L	mg/L	mg/L	mg/L	mg/L	mg/L	mg/L	mg/L	mg/L	mg/L	mg/L	mg/L	mg/L	mg/L
Year 19	January	64.9118	9.6070	0.047123	0.000662	0.004043	0.0047911	0.021511	0.294195	0.000199	2.0314E-04	0.0041121	7.5090E-06	0.0001081	1.35174E-05	0.000071	0.036081	0.000010	0.0057417	0.000118	1.65382E-06	0.000400	
	February	63.9659	9.4730	0.046604	0.000659	0.003342	0.0048055	0.021132	0.295563	0.000185	1.8621E-04	0.0043327	7.6295E-06	0.0001152	1.42275E-05	0.000075	0.039243	0.000017	0.0063142	0.000121	1.64631E-06	0.000389	
	March	64.0213	9.4031	0.046341	0.000658	0.002962	0.0048021	0.020915	0.282156	0.000185	1.8604E-04	0.0043011	7.8379E-06	0.0001056	1.22257E-05	0.000067	0.029774	0.000009	0.0047562	0.000118	1.64458E-06	0.000388	
	April	74.5126	8.7284	0.326588	0.006827	0.038699	0.0015830	0.025762	0.280678	0.000189	1.7956E-04	0.0059715	3.5372E-04	0.0007165	3.19985E-05	0.000067	0.025182	0.000168	0.0075171	0.000243	2.20384E-06	0.000664	
	May	82.1894	17.1474	0.546578	0.012296	0.066526	0.0103376	0.044999	0.309206	0.000196	1.9434E-04	0.0196696	1.6770E-03	0.0021124	9.33890E-05	0.000266	0.029678	0.000221	0.0207819	0.000496	4.40041E-06	0.001446	
	June	72.5423	12.7695	0.490681	0.011456	0.059194	0.0142285	0.035631	0.306177	0.000213	2.0943E-04	0.0196959	9.8934E-04	0.0012580	6.03802E-05	0.000286	0.020822	0.000179	0.0128474	0.000376	3.44908E-06	0.000818	
	July	81.8030	17.0792	0.420315	0.009928	0.053716	0.0141819	0.042360	0.302875	0.000200	2.0534E-04	0.0172268	1.3824E-03	0.0016915	9.91154E-05	0.000280	0.020091	0.000147	0.0191620	0.000477	4.41738E-06	0.001334	
	August	82.9626	18.7144	0.398688	0.009552	0.053187	0.0130210	0.044358	0.247543	0.000174	1.7419E-04	0.0130632	1.5883E-03	0.0018982	1.15306E-04	0.000230	0.013212	0.000111	0.0219857	0.000539	4.55486E-06	0.001598	
	September	84.3434	20.6891	0.417482	0.009743	0.054307	0.0116621	0.045429	0.342456	0.000236	2.4001E-04	0.0119342	1.6141E-03	0.0018989	1.07771E-04	0.000191	0.012678	0.000076	0.0214363	0.000459	4.54111E-06	0.001731	
	October	79.9293	19.1251	0.316107	0.006880	0.037216	0.0122993	0.040762	0.301583	0.000173	1.7392E-04	0.0111829	1.2831E-03	0.0015123	8.25367E-05	0.000156	0.011673	0.000060	0.0173743	0.000375	3.93216E-06	0.001506	
	November	63.4468	9.5600	0.045073	0.000699	0.003122	0.0048019	0.021276	0.299760	0.000185	1.8603E-04	0.0043044	8.3655E-06	0.0001078	1.74461E-05	0.000075	0.032498	0.000010	0.0070149	0.000119	1.64450E-06	0.000394	
	December	62.4342	9.3091	0.045570	0.000723	0.003018	0.0047497	0.020144	0.279097	0.000184	1.8457E-04	0.0043503	8.0112E-06	0.0001013	1.50488E-05	0.000071	0.022678	0.000011	0.0030905	0.000118	1.64233E-06	0.000390	
Year 20	January	64.9118	9.6070	0.047123	0.000662	0.004043	0.0047911	0.021511	0.294195	0.000199	2.0314E-04	0.0041121	7.5090E-06	0.0001081	1.35174E-05	0.000071	0.036081	0.000010	0.0057417	0.000118	1.65382E-06	0.000400	
	February	63.9659	9.4730	0.046604	0.000659	0.003342	0.0048055	0.021132	0.295563	0.000185	1.8621E-04	0.0043327	7.6295E-06	0.0001152	1.42275E-05	0.000075	0.039243	0.000017	0.0063142	0.000121	1.64631E-06	0.000389	
	March	64.0213	9.4031	0.046341	0.000658	0.002962	0.0048021	0.020915	0.282156	0.000185	1.8604E-04	0.0043011	7.8379E-06	0.0001056	1.22257E-05	0.000067	0.029774	0.000009	0.0047562	0.000118	1.64458E-06	0.000388	
	April	74.5126	8.7284	0.309902	0.006443	0.036590	0.0015830	0.025762	0.280678	0.000189	1.7956E-04	0.0059715	3.5372E-04	0.0007165	3.19985E-05	0.000067	0.025182	0.000168	0.0075171	0.000243	2.20384E-06	0.000664	
	May	82.1894	17.1474	0.514494	0.011559	0.062470	0.0103376	0.044999	0.309206	0.000196	1.9434E-04	0.0196696	1.6770E-03	0.0021124	9.33890E-05	0.000266	0.029678	0.000221	0.0207819	0.000496	4.40041E-06	0.001446	
	June	72.5423	12.7695	0.461107	0.010776	0.055455	0.0142285	0.035631	0.306177	0.000213	2.0943E-04	0.0196959	9.8934E-04	0.0012580	6.03802E-05	0.000286	0.020822	0.000179	0.0128474	0.000376	3.44908E-06	0.000818	
	July	81.8030	17.0792	0.394748	0.009340	0.050483	0.0141819	0.042360	0.302875	0.000200	2.0534E-04	0.0172268	1.3824E-03	0.0016915	9.91154E-05	0.000280	0.020091	0.000147	0.0191620	0.000477	4.41738E-06	0.001334	
	August	82.9626	18.7144	0.373970	0.008984	0.050062	0.0130210	0.044358	0.247543	0.000174	1.7419E-04	0.0130632	1.5883E-03	0.0018982	1.15306E-04	0.000230	0.013212	0.000111	0.0219857	0.000539	4.55486E-06	0.001598	
	September	84.3434	20.6891	0.392132	0.009161	0.051102	0.0116621	0.045429	0.342456	0.000236	2.4001E-04	0.0119342	1.6141E-03	0.0018989	1.07771E-04	0.000191	0.012678	0.000076	0.0214363	0.000459	4.54111E-06	0.001731	
	October	79.9293	19.1251	0.298729	0.006481	0.035019	0.0122993	0.040762	0.301583	0.000173	1.7392E-04	0.0111829	1.2831E-03	0.0015123	8.25367E-05	0.000156	0.011673	0.000060	0.0173743	0.000375	3.93216E-06	0.001506	
	November	63.4468	9.5600	0.045073	0.000699	0.003122	0.0048019	0.021276	0.299760	0.000185	1.8603E-04	0.0043044	8.3655E-06	0.0001078	1.74461E-05	0.000075	0.032498	0.000010	0.0070149	0.000119	1.64450E-06	0.000394	
	December	62.4342	9.3091	0.045570	0.000723	0.003018	0.0047497	0.020144	0.279097	0.000184	1.8457E-04	0.0043503	8.0112E-06	0.0001013	1.50488E-05	0.000071	0.022678	0.000011	0.0030905	0.000118	1.64233E-06	0.000390	
Year 21	January	64.9118	9.6070	0.047123	0.000662	0.004043	0.0047911	0.021511	0.294195	0.000199	2.0314E-04	0.0041121	7.5090E-06	0.0001081	1.35174E-05	0.000071	0.036081	0.000010	0.0057417	0.000118	1.65382E-06	0.000400	
	February	63.9659	9.4730	0.046604	0.000659	0.003342	0.0048055	0.021132	0.295563	0.000185	1.8621E-04	0.0043327	7.6295E-06	0.0001152	1.42275E-05	0.000075	0.039243	0.000017	0.0063142	0.000121	1.64631E-06	0.000389	
	March	64.0213	9.4031	0.046341	0.000658	0.002962	0.0048021	0.020915	0.282156	0.000185	1.8604E-04	0.0043011	7.8379E-06	0.0001056	1.22257E-05	0.000067	0.029774	0.000009	0.0047562	0.000118	1.64458E-06	0.000388	
	April	74.5126	8.7284	0.294290	0.006084	0.034616	0.0015830	0.025762	0.280678	0.000189	1.7956E-04	0.0059715	3.5372E-04	0.0007165	3.19985E-05	0.000067	0.025182	0.000168	0.0075171	0.000243	2.20384E-06	0.000664	
	May	82.1894	17.1474	0.484475	0.010869	0.058674	0.0103376	0.044999	0.309206	0.000196	1.9434E-04	0.0196696	1.6770E-03	0.0021124	9.33890E-05	0.000266	0.029678	0.000221	0.0207819	0.000496	4.40041E-06	0.001446	
	June	72.5423	12.7695	0.433436	0.010140	0.051957	0.0142285	0.035631	0.306177	0.000213	2.0943E-04	0.0196959	9.8934E-04	0.0012580	6.03802E-05	0.000286	0.020822	0.000179	0.0128474	0.000376	3.44908E-06	0.000818	
	July	81.8030	17.0792	0.370827	0.008790	0.047458	0.0141819	0.042360	0.302875	0.000200	2.0534E-04	0.0172268	1.3824E-03	0.0016915	9.91154E-05	0.000280	0.020091	0.000147	0.0191620	0.000477	4.41738E-06	0.001334	
	August	82.9626	18.7144	0.350844	0.008452	0.047138	0.0130210	0.044358	0.247543	0.000174	1.7419E-04	0.0130632	1.5883E-03	0.0018982	1.15306E-04	0.000230	0.013212	0.000111	0.0219857	0.000539	4.55486E-06	0.001598	
	September	84.3434	20.6891	0.368414	0.008615	0.048104	0.0116621	0.045429	0.342456	0.000236	2.4001E-04	0.0119342	1.6141E-03	0.0018989	1.07771E-04	0.000191	0.012678	0.000076	0.0214363	0.000459	4.54111E-06	0.001731	
	October	79.9293	19.1251	0.282471	0.006107	0.032964	0.0122993	0.040762	0.301583	0.000173	1.7392E-04	0.0111829	1.2831E-03	0.0015123	8.25367E-05	0.000156	0.011673	0.000060	0.0173743	0.000375	3.93216E-06	0.001506	
	November	63.4468	9.5600	0.045073	0.000699	0.003122	0.0048019	0.021276	0.299760	0.000185	1.8603E-04	0.0043044	8.3655E-06	0.0001078	1.74461E-05	0.000075	0.032498	0.000010	0.0070149	0.000119	1.64450E-06	0.000394	
	December	62.4342	9.3091	0.045570	0.000723	0.003018	0.0047497	0.020144	0.279097	0.000184	1.8457E-04	0.0043503	8.0112E-06	0.0001013	1.50488E-05	0.000071	0.022678	0.000011	0.0030905	0.000118	1.64233E-06	0.000390	
Year 22	January	64.9118	9.6070	0.047123	0.000662	0.004043	0.0047911	0.021511	0.294195	0.000199	2.0314E-04	0.0041121	7.5090E-06	0.0001081	1.35174E-05	0.000071	0.036081	0.000010	0.0057417	0.000118	1.65382E-06	0.000400	
	February	63.9659	9.4730	0.046604	0.000659	0.003342	0.0048055	0.021132	0.295563	0.000185	1.8621E-04	0.0043327	7.6295E-06	0.0001152	1.42275E-05	0.000075	0.039243	0.000017	0.0063142	0.000121	1.64631E-06	0.000389	
	March	64.0213	9.4031	0.046341	0.000658	0.002962	0.0048021	0.020915	0.282156	0.000185	1.8604E-04	0.0043011	7.8379E-06	0.0001056	1.22257E-05	0.000067	0.029774	0.000009	0.0047562	0.000118	1.64458E-06	0.000388	
	April	74.5126	8.7284	0.279683	0.005749	0.032769	0.0015830	0.025762	0.280678	0.000189	1.7956E-04	0.0059715	3.5372E-04	0.000									

		Uranium (U) Total	Zinc (Zn) Total	Dissolved Organic Carbon
		mg/L	mg/L	mg/L
Year 19	January	0.000624	0.002663	0.645335
	February	0.000608	0.002890	0.590022
	March	0.000614	0.002270	0.592620
	April	0.003884	0.004672	0.659753
	May	0.005782	0.008710	0.777712
	June	0.005075	0.006830	0.681215
	July	0.004125	0.008024	0.709189
	August	0.002829	0.007351	0.628532
	September	0.002995	0.007769	0.746171
	October	0.002463	0.005656	0.655385
	November	0.000598	0.002824	0.618718
	December	0.000607	0.002645	0.629221
Year 20	January	0.000624	0.002663	0.645335
	February	0.000608	0.002890	0.590022
	March	0.000614	0.002270	0.592620
	April	0.003884	0.004672	0.659753
	May	0.005782	0.008710	0.777712
	June	0.005075	0.006830	0.681215
	July	0.004125	0.008024	0.709189
	August	0.002829	0.007351	0.628532
	September	0.002995	0.007769	0.746171
	October	0.002463	0.005656	0.655385
	November	0.000598	0.002824	0.618718
	December	0.000607	0.002645	0.629221
Year 21	January	0.000624	0.002663	0.645335
	February	0.000608	0.002890	0.590022
	March	0.000614	0.002270	0.592620
	April	0.003884	0.004672	0.659753
	May	0.005782	0.008710	0.777712
	June	0.005075	0.006830	0.681215
	July	0.004125	0.008024	0.709189
	August	0.002829	0.007351	0.628532
	September	0.002995	0.007769	0.746171
	October	0.002463	0.005656	0.655385
	November	0.000598	0.002824	0.618718
	December	0.000607	0.002645	0.629221
Year 22	January	0.000624	0.002663	0.645335
	February	0.000608	0.002890	0.590022
	March	0.000614	0.002270	0.592620
	April	0.003884	0.004672	0.659753
	May	0.005782	0.008710	0.777712
	June	0.005075	0.006830	0.681215
	July	0.004125	0.008024	0.709189
	August	0.002829	0.007351	0.628532
	September	0.002995	0.007769	0.746171
	October	0.002463	0.005656	0.655385
	November	0.000598	0.002824	0.618718
	December	0.000607	0.002645	0.629221

		Hardness (from Total)	Sulphate dissolved	Nitrate (N)	Nitrite (N)	Ammonia (N)	Phosphorus (P)	Fluoride (F)	Chloride (Cl)	Cyanide Total	Cyanide Weak Acid Dissociable	Aluminum (Al) Total	Antimony (Sb) Total	Arsenic (As) Total	Cadmium (Cd) Total	Copper (Cu) Total	Iron (Fe) Total	Lead (Pb) Total	Manganese (Mn) Total	Nickel (Ni) Total	Silver (Ag) Total	Selenium (Se) Total	
		mg/L	mg/L	mg/L	mg/L	mg/L	mg/L	mg/L	mg/L	mg/L	mg/L	mg/L	mg/L	mg/L	mg/L	mg/L	mg/L	mg/L	mg/L	mg/L	mg/L	mg/L	mg/L
Year 23	January	64.9118	9.6070	0.047123	0.000662	0.004043	0.0047911	0.021511	0.294195	0.000199	2.0314E-04	0.0041121	7.5090E-06	0.0001081	1.35174E-05	0.000071	0.036081	0.000010	0.0057417	0.000118	1.65382E-06	0.000400	
	February	63.9659	9.4730	0.046604	0.000659	0.003342	0.0048055	0.021132	0.295563	0.000185	1.8621E-04	0.0043327	7.6295E-06	0.0001152	1.42275E-05	0.000075	0.039243	0.000017	0.0063142	0.000121	1.64631E-06	0.000389	
	March	64.0213	9.4031	0.046341	0.000658	0.002962	0.0048021	0.020915	0.282156	0.000185	1.8604E-04	0.0043011	7.8379E-06	0.0001056	1.22257E-05	0.000067	0.029774	0.000009	0.0047562	0.000118	1.64458E-06	0.000388	
	April	74.5126	8.7284	0.266015	0.005434	0.031041	0.0015830	0.025762	0.280678	0.000189	1.7956E-04	0.0059715	3.5372E-04	0.0007165	3.19985E-05	0.000067	0.025182	0.000168	0.0075171	0.000243	2.20384E-06	0.000664	
	May	82.1894	17.1474	0.430108	0.009619	0.051800	0.0103376	0.044999	0.309206	0.000196	1.9434E-04	0.0196696	1.6770E-03	0.0021124	9.33890E-05	0.000266	0.029678	0.000221	0.0207819	0.000496	4.40041E-06	0.001446	
	June	72.5423	12.7695	0.383322	0.008988	0.045620	0.0142285	0.035631	0.306177	0.000213	2.0943E-04	0.0196959	9.8934E-04	0.0012580	6.03802E-05	0.000286	0.020822	0.000179	0.0128474	0.000376	3.44908E-06	0.000818	
	July	81.8030	17.0792	0.327506	0.007794	0.041981	0.0141819	0.042360	0.302875	0.000200	2.0534E-04	0.0172268	1.3824E-03	0.0016915	9.91154E-05	0.000280	0.020091	0.000147	0.0191620	0.000477	4.41738E-06	0.001334	
	August	82.9626	18.7144	0.308963	0.007489	0.041843	0.0130210	0.044358	0.247543	0.000174	1.7419E-04	0.0130632	1.5883E-03	0.0018982	1.15306E-04	0.000230	0.013212	0.000111	0.0219857	0.000539	4.55486E-06	0.001598	
	September	84.3434	20.6891	0.325463	0.007628	0.042673	0.0116621	0.045429	0.342456	0.000236	2.4001E-04	0.0119342	1.6141E-03	0.0018989	1.07771E-04	0.000191	0.012678	0.000076	0.0214363	0.000459	4.54111E-06	0.001731	
	October	79.9293	19.1251	0.253026	0.005430	0.029241	0.0122993	0.040762	0.301583	0.000173	1.7392E-04	0.0111829	1.2831E-03	0.0015123	8.25367E-05	0.000156	0.011673	0.000060	0.0173743	0.000375	3.93216E-06	0.001506	
	November	63.4468	9.5600	0.045073	0.000699	0.003122	0.0048019	0.021276	0.299760	0.000185	1.8603E-04	0.0043044	8.3655E-06	0.0001078	1.74461E-05	0.000075	0.032498	0.000010	0.0070149	0.000119	1.64450E-06	0.000394	
	December	62.4342	9.3091	0.045570	0.000723	0.003018	0.0047497	0.020144	0.279097	0.000184	1.8457E-04	0.0043503	8.0112E-06	0.0001013	1.50488E-05	0.000071	0.022678	0.000011	0.0030905	0.000118	1.64233E-06	0.000390	
Year 24	January	64.9118	9.6070	0.047123	0.000662	0.004043	0.0047911	0.021511	0.294195	0.000199	2.0314E-04	0.0041121	7.5090E-06	0.0001081	1.35174E-05	0.000071	0.036081	0.000010	0.0057417	0.000118	1.65382E-06	0.000400	
	February	63.9659	9.4730	0.046604	0.000659	0.003342	0.0048055	0.021132	0.295563	0.000185	1.8621E-04	0.0043327	7.6295E-06	0.0001152	1.42275E-05	0.000075	0.039243	0.000017	0.0063142	0.000121	1.64631E-06	0.000389	
	March	64.0213	9.4031	0.046341	0.000658	0.002962	0.0048021	0.020915	0.282156	0.000185	1.8604E-04	0.0043011	7.8379E-06	0.0001056	1.22257E-05	0.000067	0.029774	0.000009	0.0047562	0.000118	1.64458E-06	0.000388	
	April	74.5126	8.7284	0.253226	0.005140	0.029424	0.0015830	0.025762	0.280678	0.000189	1.7956E-04	0.0059715	3.5372E-04	0.0007165	3.19985E-05	0.000067	0.025182	0.000168	0.0075171	0.000243	2.20384E-06	0.000664	
	May	82.1894	17.1474	0.405519	0.009054	0.048691	0.0103376	0.044999	0.309206	0.000196	1.9434E-04	0.0196696	1.6770E-03	0.0021124	9.33890E-05	0.000266	0.029678	0.000221	0.0207819	0.000496	4.40041E-06	0.001446	
	June	72.5423	12.7695	0.360657	0.008467	0.042755	0.0142285	0.035631	0.306177	0.000213	2.0943E-04	0.0196959	9.8934E-04	0.0012580	6.03802E-05	0.000286	0.020822	0.000179	0.0128474	0.000376	3.44908E-06	0.000818	
	July	81.8030	17.0792	0.307914	0.007344	0.039504	0.0141819	0.042360	0.302875	0.000200	2.0534E-04	0.0172268	1.3824E-03	0.0016915	9.91154E-05	0.000280	0.020091	0.000147	0.0191620	0.000477	4.41738E-06	0.001334	
	August	82.9626	18.7144	0.290021	0.007054	0.039448	0.0130210	0.044358	0.247543	0.000174	1.7419E-04	0.0130632	1.5883E-03	0.0018982	1.15306E-04	0.000230	0.013212	0.000111	0.0219857	0.000539	4.55486E-06	0.001598	
	September	84.3434	20.6891	0.306038	0.007182	0.040217	0.0116621	0.045429	0.342456	0.000236	2.4001E-04	0.0119342	1.6141E-03	0.0018989	1.07771E-04	0.000191	0.012678	0.000076	0.0214363	0.000459	4.54111E-06	0.001731	
	October	79.9293	19.1251	0.239710	0.005124	0.027557	0.0122993	0.040762	0.301583	0.000173	1.7392E-04	0.0111829	1.2831E-03	0.0015123	8.25367E-05	0.000156	0.011673	0.000060	0.0173743	0.000375	3.93216E-06	0.001506	
	November	63.4468	9.5600	0.045073	0.000699	0.003122	0.0048019	0.021276	0.299760	0.000185	1.8603E-04	0.0043044	8.3655E-06	0.0001078	1.74461E-05	0.000075	0.032498	0.000010	0.0070149	0.000119	1.64450E-06	0.000394	
	December	62.4342	9.3091	0.045570	0.000723	0.003018	0.0047497	0.020144	0.279097	0.000184	1.8457E-04	0.0043503	8.0112E-06	0.0001013	1.50488E-05	0.000071	0.022678	0.000011	0.0030905	0.000118	1.64233E-06	0.000390	
Year 25	January	64.9118	9.6070	0.047123	0.000662	0.004043	0.0047911	0.021511	0.294195	0.000199	2.0314E-04	0.0041121	7.5090E-06	0.0001081	1.35174E-05	0.000071	0.036081	0.000010	0.0057417	0.000118	1.65382E-06	0.000400	
	February	63.9659	9.4730	0.046604	0.000659	0.003342	0.0048055	0.021132	0.295563	0.000185	1.8621E-04	0.0043327	7.6295E-06	0.0001152	1.42275E-05	0.000075	0.039243	0.000017	0.0063142	0.000121	1.64631E-06	0.000389	
	March	64.0213	9.4031	0.046341	0.000658	0.002962	0.0048021	0.020915	0.282156	0.000185	1.8604E-04	0.0043011	7.8379E-06	0.0001056	1.22257E-05	0.000067	0.029774	0.000009	0.0047562	0.000118	1.64458E-06	0.000388	
	April	74.5126	8.7284	0.241260	0.004865	0.027911	0.0015830	0.025762	0.280678	0.000189	1.7956E-04	0.0059715	3.5372E-04	0.0007165	3.19985E-05	0.000067	0.025182	0.000168	0.0075171	0.000243	2.20384E-06	0.000664	
	May	82.1894	17.1474	0.382512	0.008525	0.045782	0.0103376	0.044999	0.309206	0.000196	1.9434E-04	0.0196696	1.6770E-03	0.0021124	9.33890E-05	0.000266	0.029678	0.000221	0.0207819	0.000496	4.40041E-06	0.001446	
	June	72.5423	12.7695	0.339449	0.007979	0.040073	0.0142285	0.035631	0.306177	0.000213	2.0943E-04	0.0196959	9.8934E-04	0.0012580	6.03802E-05	0.000286	0.020822	0.000179	0.0128474	0.000376	3.44908E-06	0.000818	
	July	81.8030	17.0792	0.289583	0.006923	0.037186	0.0141819	0.042360	0.302875	0.000200	2.0534E-04	0.0172268	1.3824E-03	0.0016915	9.91154E-05	0.000280	0.020091	0.000147	0.0191620	0.000477	4.41738E-06	0.001334	
	August	82.9626	18.7144	0.272299	0.006646	0.037207	0.0130210	0.044358	0.247543	0.000174	1.7419E-04	0.0130632	1.5883E-03	0.0018982	1.15306E-04	0.000230	0.013212	0.000111	0.0219857	0.000539	4.55486E-06	0.001598	
	September	84.3434	20.6891	0.287863	0.006764	0.037919	0.0116621	0.045429	0.342456	0.000236	2.4001E-04	0.0119342	1.6141E-03	0.0018989	1.07771E-04	0.000191	0.012678	0.000076	0.0214363	0.000459	4.54111E-06	0.001731	
	October	79.9293	19.1251	0.227250	0.004838	0.025982	0.0122993	0.040762	0.301583	0.000173	1.7392E-04	0.0111829	1.2831E-03	0.0015123	8.25367E-05	0.000156	0.011673	0.000060	0.0173743	0.000375	3.93216E-06	0.001506	
	November	63.4468	9.5600	0.045073	0.000699	0.003122	0.0048019	0.021276	0.299760	0.000185	1.8603E-04	0.0043044	8.3655E-06	0.0001078	1.74461E-05	0.000075	0.032498	0.000010	0.0070149	0.000119	1.64450E-06	0.000394	
	December	62.4342	9.3091	0.045570	0.000723	0.003018	0.0047497	0.020144	0.279097	0.000184	1.8457E-04	0.0043503	8.0112E-06	0.0001013	1.50488E-05	0.000071	0.022678	0.000011	0.0030905	0.000118	1.64233E-06	0.000390	
Year 26	January	232.7522	105.5188	0.038567	0.004741	0.029029	0.0223460	0.090845	7.394140	0.000216	2.0626E-04	0.0254620	2.8097E-03	0.0016761	3.08902E-05	0.002281	0.319742	0.001562	0.1917112	0.001352	7.78704E-06	0.000313	
	February	248.2547	114.6552	0.037384	0.005132	0.030974	0.0240422	0.097259	8.078009	0.000208	1.9543E-04	0.0276580	3.0794E-03	0.0018315	2.23557E-05	0.002496	0.349078	0.001716	0.2099744	0.001473	8.37149E-06	0.000964	
	March	282.2504	134.0222	0.035487	0.005956	0.035849	0.0275870	0.111166	9.506510	0.000212	1.9687E-04	0.0319415	3.6465E-03	0.0021427	1.02028E-05	0.002938	0.400686	0.002025	0.2466505	0.001720	9.61049E-06	0.001070	
	April	227.2120	96.1231	0.181329	0.007394	0.043964	0.0184527	0.088509	6.717095	0.000216	1.9812E-04	0.0250371	2.8053E-0										

		Uranium (U) Total	Zinc (Zn) Total	Dissolved Organic Carbon
		mg/L	mg/L	mg/L
Year 23	January	0.000624	0.002663	0.645335
	February	0.000608	0.002890	0.590022
	March	0.000614	0.002270	0.592620
	April	0.003884	0.004672	0.659753
	May	0.005782	0.008710	0.777712
	June	0.005075	0.006830	0.681215
	July	0.004125	0.008024	0.709189
	August	0.002829	0.007351	0.628532
	September	0.002995	0.007769	0.746171
	October	0.002463	0.005656	0.655385
	November	0.000598	0.002824	0.618718
	December	0.000607	0.002645	0.629221
Year 24	January	0.000624	0.002663	0.645335
	February	0.000608	0.002890	0.590022
	March	0.000614	0.002270	0.592620
	April	0.003884	0.004672	0.659753
	May	0.005782	0.008710	0.777712
	June	0.005075	0.006830	0.681215
	July	0.004125	0.008024	0.709189
	August	0.002829	0.007351	0.628532
	September	0.002995	0.007769	0.746171
	October	0.002463	0.005656	0.655385
	November	0.000598	0.002824	0.618718
	December	0.000607	0.002645	0.629221
Year 25	January	0.000624	0.002663	0.645335
	February	0.000608	0.002890	0.590022
	March	0.000614	0.002270	0.592620
	April	0.003884	0.004672	0.659753
	May	0.005782	0.008710	0.777712
	June	0.005075	0.006830	0.681215
	July	0.004125	0.008024	0.709189
	August	0.002829	0.007351	0.628532
	September	0.002995	0.007769	0.746171
	October	0.002463	0.005656	0.655385
	November	0.000598	0.002824	0.618718
	December	0.000607	0.002645	0.629221
Year 26	January	0.001081	0.003242	0.440505
	February	0.000793	0.002751	0.384460
	March	0.000453	0.001538	0.347520
	April	0.006953	0.012025	0.503406
	May	0.009554	0.017333	0.630402
	June	0.007949	0.013872	0.510599
	July	0.006612	0.013464	0.529723
	August	0.005896	0.013548	0.492092
	September	0.005966	0.013726	0.571043
	October	0.004085	0.009016	0.494885
	November	0.002129	0.005706	0.460494
	December	0.001536	0.004267	0.450819

		Hardness (from Total)	Sulphate dissolved	Nitrate (N)	Nitrite (N)	Ammonia (N)	Phosphorus (P)	Fluoride (F)	Chloride (Cl)	Cyanide Total	Cyanide Weak Acid Dissociable	Aluminum (Al) Total	Antimony (Sb) Total	Arsenic (As) Total	Cadmium (Cd) Total	Copper (Cu) Total	Iron (Fe) Total	Lead (Pb) Total	Manganese (Mn) Total	Nickel (Ni) Total	Silver (Ag) Total	Selenium (Se) Total	
		mg/L	mg/L	mg/L	mg/L	mg/L	mg/L	mg/L	mg/L	mg/L	mg/L	mg/L	mg/L	mg/L	mg/L	mg/L	mg/L	mg/L	mg/L	mg/L	mg/L	mg/L	mg/L
Year 27	January	232.7522	105.5188	0.038567	0.004741	0.029029	0.0223460	0.090845	7.394140	0.000216	2.0626E-04	0.0254620	2.8097E-03	0.0016761	3.08902E-05	0.002281	0.319742	0.001562	0.1917112	0.001352	7.78704E-06	0.000313	
	February	248.2547	114.6552	0.037384	0.005132	0.030974	0.0240422	0.097259	8.078009	0.000208	1.9543E-04	0.0276580	3.0794E-03	0.0018315	2.23557E-05	0.002496	0.349078	0.001716	0.2099744	0.001473	8.37149E-06	0.000964	
	March	282.2504	134.0222	0.035487	0.005956	0.035849	0.0275870	0.111166	9.506510	0.000212	1.9687E-04	0.0319415	3.6465E-03	0.0021427	1.02028E-05	0.002938	0.400686	0.002025	0.2466505	0.001720	9.61049E-06	0.001070	
	April	227.2120	96.1231	0.173335	0.007210	0.042954	0.0184527	0.088509	6.717095	0.000216	1.9812E-04	0.0250371	2.8053E-03	0.0019952	1.57189E-04	0.002069	0.286004	0.001534	0.1755040	0.001335	7.70070E-06	0.001661	
	May	208.6436	88.4823	0.281105	0.009366	0.052638	0.0227560	0.093875	5.671945	0.000219	2.0848E-04	0.0330181	2.5084E-03	0.0042005	2.37928E-04	0.001898	0.246471	0.001351	0.1583765	0.001361	8.58488E-06	0.002320	
	June	178.5316	74.7729	0.229857	0.008145	0.043704	0.0232330	0.076886	4.968893	0.000212	2.0151E-04	0.0296894	1.4574E-03	0.0031256	1.83416E-04	0.001685	0.210046	0.001159	0.1333584	0.001119	6.97202E-06	0.001606	
	July	186.7554	78.7440	0.195771	0.007461	0.042157	0.0233126	0.082424	5.022705	0.000203	1.9845E-04	0.0279737	2.9027E-03	0.0014582	1.91628E-04	0.001698	0.211787	0.001147	0.1395317	0.001204	7.73915E-06	0.001926	
	August	202.2833	86.7708	0.192725	0.007752	0.045097	0.0240959	0.090232	5.436011	0.000195	1.8564E-04	0.0267375	3.2874E-03	0.0026539	2.12844E-04	0.001807	0.225410	0.001220	0.1540683	0.001348	8.41829E-06	0.002245	
	September	204.6704	89.4187	0.199870	0.007787	0.045367	0.0231091	0.091399	5.610882	0.000240	2.3394E-04	0.0259791	3.3207E-03	0.0026447	2.04799E-04	0.001806	0.229142	0.001215	0.1560432	0.001297	8.42615E-06	0.002329	
	October	206.3862	91.1297	0.159519	0.006586	0.037821	0.0240695	0.089799	5.802071	0.000193	1.8371E-04	0.0260005	3.1422E-03	0.0023837	1.36269E-04	0.001847	0.237507	0.001250	0.1586456	0.001269	8.12881E-06	0.001910	
	November	199.5898	87.1314	0.038722	0.003989	0.023564	0.0189977	0.077416	6.039345	0.000202	1.9311E-04	0.0215216	2.2739E-03	0.0013758	6.88548E-05	0.001861	0.262805	0.001265	0.1570623	0.001117	6.60747E-06	0.000931	
	December	213.3618	95.2254	0.038377	0.004357	0.025669	0.0204729	0.082586	6.636939	0.000203	1.9272E-04	0.0233899	2.5154E-03	0.0015064	4.72396E-05	0.002048	0.280331	0.001399	0.1702606	0.001223	7.13475E-06	0.000681	
Year 28	January	232.7522	105.5188	0.038567	0.004741	0.029029	0.0223460	0.090845	7.394140	0.000216	2.0626E-04	0.0254620	2.8097E-03	0.0016761	3.08902E-05	0.002281	0.319742	0.001562	0.1917112	0.001352	7.78704E-06	0.000313	
	February	248.2547	114.6552	0.037384	0.005132	0.030974	0.0240422	0.097259	8.078009	0.000208	1.9543E-04	0.0276580	3.0794E-03	0.0018315	2.23557E-05	0.002496	0.349078	0.001716	0.2099744	0.001473	8.37149E-06	0.000964	
	March	282.2504	134.0222	0.035487	0.005956	0.035849	0.0275870	0.111166	9.506510	0.000212	1.9687E-04	0.0319415	3.6465E-03	0.0021427	1.02028E-05	0.002938	0.400686	0.002025	0.2466505	0.001720	9.61049E-06	0.001070	
	April	227.2120	96.1231	0.165854	0.007038	0.042008	0.0184527	0.088509	6.717095	0.000216	1.9812E-04	0.0250371	2.8053E-03	0.0019952	1.57189E-04	0.002069	0.286004	0.001534	0.1755040	0.001335	7.70070E-06	0.001661	
	May	208.6436	88.4823	0.265827	0.009015	0.050706	0.0227560	0.093875	5.671945	0.000219	2.0848E-04	0.0330181	2.5084E-03	0.0042005	2.37928E-04	0.001898	0.246471	0.001351	0.1583765	0.001361	8.58488E-06	0.002320	
	June	178.5316	74.7729	0.216835	0.007846	0.042058	0.0232330	0.076886	4.968893	0.000212	2.0151E-04	0.0296894	1.4574E-03	0.0031256	1.83416E-04	0.001685	0.210046	0.001159	0.1333584	0.001119	6.97202E-06	0.001606	
	July	186.7554	78.7440	0.184555	0.007203	0.040739	0.0233126	0.082424	5.022705	0.000203	1.9845E-04	0.0279737	2.9027E-03	0.0014582	1.91628E-04	0.001698	0.211787	0.001147	0.1395317	0.001204	7.73915E-06	0.001926	
	August	202.2833	86.7708	0.181359	0.007491	0.043660	0.0240959	0.090232	5.436011	0.000195	1.8564E-04	0.0267375	3.2874E-03	0.0026539	2.12844E-04	0.001807	0.225410	0.001220	0.1540683	0.001348	8.41829E-06	0.002245	
	September	204.6704	89.4187	0.188477	0.007525	0.043927	0.0231091	0.091399	5.610882	0.000240	2.3394E-04	0.0259791	3.3207E-03	0.0026447	2.04799E-04	0.001806	0.229142	0.001215	0.1560432	0.001297	8.42615E-06	0.002329	
	October	206.3862	91.1297	0.151813	0.006408	0.036847	0.0240695	0.089799	5.802071	0.000193	1.8371E-04	0.0260005	3.1422E-03	0.0023837	1.36269E-04	0.001847	0.237507	0.001250	0.1586456	0.001269	8.12881E-06	0.001910	
	November	199.5898	87.1314	0.038722	0.003989	0.023564	0.0189977	0.077416	6.039345	0.000202	1.9311E-04	0.0215216	2.2739E-03	0.0013758	6.88548E-05	0.001861	0.262805	0.001265	0.1570623	0.001117	6.60747E-06	0.000931	
	December	213.3618	95.2254	0.038377	0.004357	0.025669	0.0204729	0.082586	6.636939	0.000203	1.9272E-04	0.0233899	2.5154E-03	0.0015064	4.72396E-05	0.002048	0.280331	0.001399	0.1702606	0.001223	7.13475E-06	0.000681	
Year 29	January	232.7522	105.5188	0.038567	0.004741	0.029029	0.0223460	0.090845	7.394140	0.000216	2.0626E-04	0.0254620	2.8097E-03	0.0016761	3.08902E-05	0.002281	0.319742	0.001562	0.1917112	0.001352	7.78704E-06	0.000313	
	February	248.2547	114.6552	0.037384	0.005132	0.030974	0.0240422	0.097259	8.078009	0.000208	1.9543E-04	0.0276580	3.0794E-03	0.0018315	2.23557E-05	0.002496	0.349078	0.001716	0.2099744	0.001473	8.37149E-06	0.000964	
	March	282.2504	134.0222	0.035487	0.005956	0.035849	0.0275870	0.111166	9.506510	0.000212	1.9687E-04	0.0319415	3.6465E-03	0.0021427	1.02028E-05	0.002938	0.400686	0.002025	0.2466505	0.001720	9.61049E-06	0.001070	
	April	227.2120	96.1231	0.158855	0.006877	0.041123	0.0184527	0.088509	6.717095	0.000216	1.9812E-04	0.0250371	2.8053E-03	0.0019952	1.57189E-04	0.002069	0.286004	0.001534	0.1755040	0.001335	7.70070E-06	0.001661	
	May	208.6436	88.4823	0.251531	0.008687	0.048899	0.0227560	0.093875	5.671945	0.000219	2.0848E-04	0.0330181	2.5084E-03	0.0042005	2.37928E-04	0.001898	0.246471	0.001351	0.1583765	0.001361	8.58488E-06	0.002320	
	June	178.5316	74.7729	0.204650	0.007566	0.040517	0.0232330	0.076886	4.968893	0.000212	2.0151E-04	0.0296894	1.4574E-03	0.0031256	1.83416E-04	0.001685	0.210046	0.001159	0.1333584	0.001119	6.97202E-06	0.001606	
	July	186.7554	78.7440	0.174061	0.006962	0.039412	0.0233126	0.082424	5.022705	0.000203	1.9845E-04	0.0279737	2.9027E-03	0.0014582	1.91628E-04	0.001698	0.211787	0.001147	0.1395317	0.001204	7.73915E-06	0.001926	
	August	202.2833	86.7708	0.170725	0.007246	0.042315	0.0240959	0.090232	5.436011	0.000195	1.8564E-04	0.0267375	3.2874E-03	0.0026539	2.12844E-04	0.001807	0.225410	0.001220	0.1540683	0.001348	8.41829E-06	0.002245	
	September	204.6704	89.4187	0.177817	0.007280	0.042579	0.0231091	0.091399	5.610882	0.000240	2.3394E-04	0.0259791	3.3207E-03	0.0026447	2.04799E-04	0.001806	0.229142	0.001215	0.1560432	0.001297	8.42615E-06	0.002329	
	October	206.3862	91.1297	0.144602	0.006243	0.035935	0.0240695	0.089799	5.802071	0.000193	1.8371E-04	0.0260005	3.1422E-03	0.0023837	1.36269E-04	0.001847	0.237507	0.001250	0.1586456	0.001269	8.12881E-06	0.001910	
	November	199.5898	87.1314	0.038722	0.003989	0.023564	0.0189977	0.077416	6.039345	0.000202	1.9311E-04	0.0215216	2.2739E-03	0.0013758	6.88548E-05	0.001861	0.262805	0.001265	0.1570623	0.001117	6.60747E-06	0.000931	
	December	213.3618	95.2254	0.038377	0.004357	0.025669	0.0204729	0.082586	6.636939	0.000203	1.9272E-04	0.0233899	2.5154E-03	0.0015064	4.72396E-05	0.002048	0.280331	0.001399	0.1702606	0.001223	7.13475E-06	0.000681	
Year 30	January	232.7522	105.5188	0.038567	0.004741	0.029029	0.0223460	0.090845	7.394140	0.000216	2.0626E-04	0.0254620	2.8097E-03	0.0016761	3.08902E-05	0.002281	0.319742	0.001562	0.1917112	0.001352	7.78704E-06	0.000313	
	February	248.2547	114.6552	0.037384	0.005132	0.030974	0.0240422	0.097259	8.078009	0.000208	1.9543E-04	0.0276580	3.0794E-03	0.0018315	2.23557E-05	0.002496	0.349078	0.001716	0.2099744	0.001473	8.37149E-06	0.000964	
	March	282.2504	134.0222	0.035487	0.005956	0.035849	0.0275870	0.111166	9.506510	0.000212	1.9687E-04	0.0319415	3.6465E-03	0.0021427	1.02028E-05	0.002938	0.400686	0.002025	0.2466505	0.001720	9.61049E-06	0.001070	
	April	227.2120	96.1231	0.152305	0.006727	0.040295	0.0184527																

		Uranium (U) Total	Zinc (Zn) Total	Dissolved Organic Carbon
		mg/L	mg/L	mg/L
Year 27	January	0.001081	0.003242	0.440505
	February	0.000793	0.002751	0.384460
	March	0.000453	0.001538	0.347520
	April	0.006953	0.012025	0.503406
	May	0.009554	0.017333	0.630402
	June	0.007949	0.013872	0.510599
	July	0.006612	0.013464	0.529723
	August	0.005896	0.013548	0.492092
	September	0.005966	0.013726	0.571043
	October	0.004085	0.009016	0.494885
	November	0.002129	0.005706	0.460494
	December	0.001536	0.004267	0.450819
Year 28	January	0.001081	0.003242	0.440505
	February	0.000793	0.002751	0.384460
	March	0.000453	0.001538	0.347520
	April	0.006953	0.012025	0.503406
	May	0.009554	0.017333	0.630402
	June	0.007949	0.013872	0.510599
	July	0.006612	0.013464	0.529723
	August	0.005896	0.013548	0.492092
	September	0.005966	0.013726	0.571043
	October	0.004085	0.009016	0.494885
	November	0.002129	0.005706	0.460494
	December	0.001536	0.004267	0.450819
Year 29	January	0.001081	0.003242	0.440505
	February	0.000793	0.002751	0.384460
	March	0.000453	0.001538	0.347520
	April	0.006953	0.012025	0.503406
	May	0.009554	0.017333	0.630402
	June	0.007949	0.013872	0.510599
	July	0.006612	0.013464	0.529723
	August	0.005896	0.013548	0.492092
	September	0.005966	0.013726	0.571043
	October	0.004085	0.009016	0.494885
	November	0.002129	0.005706	0.460494
	December	0.001536	0.004267	0.450819
Year 30	January	0.001081	0.003242	0.440505
	February	0.000793	0.002751	0.384460
	March	0.000453	0.001538	0.347520
	April	0.006953	0.012025	0.503406
	May	0.009554	0.017333	0.630402
	June	0.007949	0.013872	0.510599
	July	0.006612	0.013464	0.529723
	August	0.005896	0.013548	0.492092
	September	0.005966	0.013726	0.571043
	October	0.004085	0.009016	0.494885
	November	0.002129	0.005706	0.460494
	December	0.001536	0.004267	0.450819

		Hardness (from Total)	Sulphate dissolved	Nitrate (N)	Nitrite (N)	Ammonia (N)	Phosphorus (P)	Fluoride (F)	Chloride (Cl)	Cyanide Total	Cyanide Weak Acid Dissociable	Aluminum (Al) Total	Antimony (Sb) Total	Arsenic (As) Total	Cadmium (Cd) Total	Copper (Cu) Total	Iron (Fe) Total	Lead (Pb) Total	Manganese (Mn) Total	Nickel (Ni) Total	Silver (Ag) Total	Selenium (Se) Total	
		mg/L	mg/L	mg/L	mg/L	mg/L	mg/L	mg/L	mg/L	mg/L	mg/L	mg/L	mg/L	mg/L	mg/L	mg/L	mg/L	mg/L	mg/L	mg/L	mg/L	mg/L	mg/L
Year 31	January	232.7522	105.5188	0.038567	0.004741	0.029029	0.0223460	0.090845	7.394140	0.000216	2.0626E-04	0.0254620	2.8097E-03	0.0016761	3.08902E-05	0.002281	0.319742	0.001562	0.1917112	0.001352	7.78704E-06	0.000313	
	February	248.2547	114.6552	0.037384	0.005132	0.030974	0.0240422	0.097259	8.078009	0.000208	1.9543E-04	0.0276580	3.0794E-03	0.0018315	2.23557E-05	0.002496	0.349078	0.001716	0.2099744	0.001473	8.37149E-06	0.000964	
	March	282.2504	134.0222	0.035487	0.005956	0.035849	0.0275870	0.111166	9.506510	0.000212	1.9687E-04	0.0319415	3.6465E-03	0.0021427	1.02028E-05	0.002938	0.400686	0.002025	0.2466505	0.001720	9.61049E-06	0.001070	
	April	227.2120	96.1231	0.146175	0.006586	0.039520	0.0184527	0.088509	6.717095	0.000216	1.9812E-04	0.0250371	2.8053E-03	0.0019952	1.57189E-04	0.002069	0.286004	0.001534	0.1755040	0.001335	7.70070E-06	0.001661	
	May	208.6436	88.4823	0.225637	0.008091	0.045625	0.0227560	0.093875	5.671945	0.000219	2.0848E-04	0.0330181	2.5084E-03	0.0042005	2.37928E-04	0.001898	0.246471	0.001351	0.1583765	0.001361	8.58488E-06	0.002320	
	June	178.5316	74.7729	0.182579	0.007058	0.037726	0.0232330	0.076886	4.968893	0.000212	2.0151E-04	0.0296894	1.4574E-03	0.0031256	1.83416E-04	0.001685	0.210046	0.001159	0.1333584	0.001119	6.97202E-06	0.001606	
	July	186.7554	78.7440	0.155054	0.006525	0.037009	0.0233126	0.082424	5.022705	0.000203	1.9845E-04	0.0279737	2.9027E-03	0.0014582	1.91628E-04	0.001698	0.211787	0.001147	0.1395317	0.001204	7.73915E-06	0.001926	
	August	202.2833	86.7708	0.151464	0.006804	0.039880	0.0240959	0.090232	5.436011	0.000195	1.8564E-04	0.0267375	3.2874E-03	0.0026539	2.12844E-04	0.001807	0.225410	0.001220	0.1540683	0.001348	8.41829E-06	0.002245	
	September	204.6704	89.4187	0.158509	0.006836	0.040138	0.0231091	0.091399	5.610882	0.000240	2.3394E-04	0.0259791	3.3207E-03	0.0026447	2.04799E-04	0.001806	0.229142	0.001215	0.1560432	0.001297	8.42615E-06	0.002329	
	October	206.3862	91.1297	0.131542	0.005942	0.034284	0.0240695	0.089799	5.802071	0.000193	1.8371E-04	0.0260005	3.1422E-03	0.0023837	1.36269E-04	0.001847	0.237507	0.001250	0.1586456	0.001269	8.12881E-06	0.001910	
	November	199.5898	87.1314	0.038722	0.003989	0.023564	0.0189977	0.077416	6.039345	0.000202	1.9311E-04	0.0215216	2.2739E-03	0.0013758	6.88548E-05	0.001861	0.262805	0.001265	0.1570623	0.001117	6.60747E-06	0.000931	
	December	213.3618	95.2254	0.038377	0.004357	0.025669	0.0204729	0.082586	6.636939	0.000203	1.9272E-04	0.0233899	2.5154E-03	0.0015064	4.72396E-05	0.002048	0.280331	0.001399	0.1702606	0.001223	7.13475E-06	0.000681	
Year 32	January	232.7522	105.5188	0.038567	0.004741	0.029029	0.0223460	0.090845	7.394140	0.000216	2.0626E-04	0.0254620	2.8097E-03	0.0016761	3.08902E-05	0.002281	0.319742	0.001562	0.1917112	0.001352	7.78704E-06	0.000313	
	February	248.2547	114.6552	0.037384	0.005132	0.030974	0.0240422	0.097259	8.078009	0.000208	1.9543E-04	0.0276580	3.0794E-03	0.0018315	2.23557E-05	0.002496	0.349078	0.001716	0.2099744	0.001473	8.37149E-06	0.000964	
	March	282.2504	134.0222	0.035487	0.005956	0.035849	0.0275870	0.111166	9.506510	0.000212	1.9687E-04	0.0319415	3.6465E-03	0.0021427	1.02028E-05	0.002938	0.400686	0.002025	0.2466505	0.001720	9.61049E-06	0.001070	
	April	227.2120	96.1231	0.140440	0.006454	0.038794	0.0184527	0.088509	6.717095	0.000216	1.9812E-04	0.0250371	2.8053E-03	0.0019952	1.57189E-04	0.002069	0.286004	0.001534	0.1755040	0.001335	7.70070E-06	0.001661	
	May	208.6436	88.4823	0.213925	0.007822	0.044144	0.0227560	0.093875	5.671945	0.000219	2.0848E-04	0.0330181	2.5084E-03	0.0042005	2.37928E-04	0.001898	0.246471	0.001351	0.1583765	0.001361	8.58488E-06	0.002320	
	June	178.5316	74.7729	0.172595	0.006829	0.036464	0.0232330	0.076886	4.968893	0.000212	2.0151E-04	0.0296894	1.4574E-03	0.0031256	1.83416E-04	0.001685	0.210046	0.001159	0.1333584	0.001119	6.97202E-06	0.001606	
	July	186.7554	78.7440	0.146457	0.006327	0.035922	0.0233126	0.082424	5.022705	0.000203	1.9845E-04	0.0279737	2.9027E-03	0.0014582	1.91628E-04	0.001698	0.211787	0.001147	0.1395317	0.001204	7.73915E-06	0.001926	
	August	202.2833	86.7708	0.142752	0.006603	0.038778	0.0240959	0.090232	5.436011	0.000195	1.8564E-04	0.0267375	3.2874E-03	0.0026539	2.12844E-04	0.001807	0.225410	0.001220	0.1540683	0.001348	8.41829E-06	0.002245	
	September	204.6704	89.4187	0.149776	0.006635	0.039034	0.0231091	0.091399	5.610882	0.000240	2.3394E-04	0.0259791	3.3207E-03	0.0026447	2.04799E-04	0.001806	0.229142	0.001215	0.1560432	0.001297	8.42615E-06	0.002329	
	October	206.3862	91.1297	0.125635	0.005807	0.033537	0.0240695	0.089799	5.802071	0.000193	1.8371E-04	0.0260005	3.1422E-03	0.0023837	1.36269E-04	0.001847	0.237507	0.001250	0.1586456	0.001269	8.12881E-06	0.001910	
	November	199.5898	87.1314	0.038722	0.003989	0.023564	0.0189977	0.077416	6.039345	0.000202	1.9311E-04	0.0215216	2.2739E-03	0.0013758	6.88548E-05	0.001861	0.262805	0.001265	0.1570623	0.001117	6.60747E-06	0.000931	
	December	213.3618	95.2254	0.038377	0.004357	0.025669	0.0204729	0.082586	6.636939	0.000203	1.9272E-04	0.0233899	2.5154E-03	0.0015064	4.72396E-05	0.002048	0.280331	0.001399	0.1702606	0.001223	7.13475E-06	0.000681	
Year 33	January	232.7522	105.5188	0.038567	0.004741	0.029029	0.0223460	0.090845	7.394140	0.000216	2.0626E-04	0.0254620	2.8097E-03	0.0016761	3.08902E-05	0.002281	0.319742	0.001562	0.1917112	0.001352	7.78704E-06	0.000313	
	February	248.2547	114.6552	0.037384	0.005132	0.030974	0.0240422	0.097259	8.078009	0.000208	1.9543E-04	0.0276580	3.0794E-03	0.0018315	2.23557E-05	0.002496	0.349078	0.001716	0.2099744	0.001473	8.37149E-06	0.000964	
	March	282.2504	134.0222	0.035487	0.005956	0.035849	0.0275870	0.111166	9.506510	0.000212	1.9687E-04	0.0319415	3.6465E-03	0.0021427	1.02028E-05	0.002938	0.400686	0.002025	0.2466505	0.001720	9.61049E-06	0.001070	
	April	227.2120	96.1231	0.135073	0.006331	0.038116	0.0184527	0.088509	6.717095	0.000216	1.9812E-04	0.0250371	2.8053E-03	0.0019952	1.57189E-04	0.002069	0.286004	0.001534	0.1755040	0.001335	7.70070E-06	0.001661	
	May	208.6436	88.4823	0.202964	0.007570	0.042758	0.0227560	0.093875	5.671945	0.000219	2.0848E-04	0.0330181	2.5084E-03	0.0042005	2.37928E-04	0.001898	0.246471	0.001351	0.1583765	0.001361	8.58488E-06	0.002320	
	June	178.5316	74.7729	0.163253	0.006614	0.035283	0.0232330	0.076886	4.968893	0.000212	2.0151E-04	0.0296894	1.4574E-03	0.0031256	1.83416E-04	0.001685	0.210046	0.001159	0.1333584	0.001119	6.97202E-06	0.001606	
	July	186.7554	78.7440	0.138412	0.006143	0.034904	0.0233126	0.082424	5.022705	0.000203	1.9845E-04	0.0279737	2.9027E-03	0.0014582	1.91628E-04	0.001698	0.211787	0.001147	0.1395317	0.001204	7.73915E-06	0.001926	
	August	202.2833	86.7708	0.134600	0.006416	0.037748	0.0240959	0.090232	5.436011	0.000195	1.8564E-04	0.0267375	3.2874E-03	0.0026539	2.12844E-04	0.001807	0.225410	0.001220	0.1540683	0.001348	8.41829E-06	0.002245	
	September	204.6704	89.4187	0.141605	0.006447	0.038001	0.0231091	0.091399	5.610882	0.000240	2.3394E-04	0.0259791	3.3207E-03	0.0026447	2.04799E-04	0.001806	0.229142	0.001215	0.1560432	0.001297	8.42615E-06	0.002329	
	October	206.3862	91.1297	0.120107	0.005679	0.032838	0.0240695	0.089799	5.802071	0.000193	1.8371E-04	0.0260005	3.1422E-03	0.0023837	1.36269E-04	0.001847	0.237507	0.001250	0.1586456	0.001269	8.12881E-06	0.001910	
	November	199.5898	87.1314	0.038722	0.003989	0.023564	0.0189977	0.077416	6.039345	0.000202	1.9311E-04	0.0215216	2.2739E-03	0.0013758	6.88548E-05	0.001861	0.262805	0.001265	0.1570623	0.001117	6.60747E-06	0.000931	
	December	213.3618	95.2254	0.038377	0.004357	0.025669	0.0204729	0.082586	6.636939	0.000203	1.9272E-04	0.0233899	2.5154E-03	0.0015064	4.72396E-05	0.002048	0.280331	0.001399	0.1702606	0.001223	7.13475E-06	0.000681	
Year 34	January	232.7522	105.5188	0.038567	0.004741	0.029029	0.0223460	0.090845	7.394140	0.000216	2.0626E-04	0.0254620	2.8097E-03	0.0016761	3.08902E-05	0.002281	0.319742	0.001562	0.1917112	0.001352	7.78704E-06	0.000313	
	February	248.2547	114.6552	0.037384	0.005132	0.030974	0.0240422	0.097259	8.078009	0.000208	1.9543E-04	0.0276580	3.0794E-03	0.0018315	2.23557E-05	0.002496	0.349078	0.001716	0.2099744	0.001473	8.37149E-06	0.000964	
	March	282.2504	134.0222	0.035487	0.005956	0.035849	0.0275870	0.111166	9.506510	0.000212	1.9687E-04	0.0319415	3.6465E-03	0.0021427	1.02028E-05	0.002938	0.400686	0.002025	0.2466505	0.001720	9.61049E-06	0.001070	
	April	227.2120	96.1231	0.130050	0.006215	0.037481	0.0184527																

		Uranium (U) Total	Zinc (Zn) Total	Dissolved Organic Carbon
		mg/L	mg/L	mg/L
Year 31	January	0.001081	0.003242	0.440505
	February	0.000793	0.002751	0.384460
	March	0.000453	0.001538	0.347520
	April	0.006953	0.012025	0.503406
	May	0.009554	0.017333	0.630402
	June	0.007949	0.013872	0.510599
	July	0.006612	0.013464	0.529723
	August	0.005896	0.013548	0.492092
	September	0.005966	0.013726	0.571043
	October	0.004085	0.009016	0.494885
	November	0.002129	0.005706	0.460494
	December	0.001536	0.004267	0.450819
Year 32	January	0.001081	0.003242	0.440505
	February	0.000793	0.002751	0.384460
	March	0.000453	0.001538	0.347520
	April	0.006953	0.012025	0.503406
	May	0.009554	0.017333	0.630402
	June	0.007949	0.013872	0.510599
	July	0.006612	0.013464	0.529723
	August	0.005896	0.013548	0.492092
	September	0.005966	0.013726	0.571043
	October	0.004085	0.009016	0.494885
	November	0.002129	0.005706	0.460494
	December	0.001536	0.004267	0.450819
Year 33	January	0.001081	0.003242	0.440505
	February	0.000793	0.002751	0.384460
	March	0.000453	0.001538	0.347520
	April	0.006953	0.012025	0.503406
	May	0.009554	0.017333	0.630402
	June	0.007949	0.013872	0.510599
	July	0.006612	0.013464	0.529723
	August	0.005896	0.013548	0.492092
	September	0.005966	0.013726	0.571043
	October	0.004085	0.009016	0.494885
	November	0.002129	0.005706	0.460494
	December	0.001536	0.004267	0.450819
Year 34	January	0.001081	0.003242	0.440505
	February	0.000793	0.002751	0.384460
	March	0.000453	0.001538	0.347520
	April	0.006953	0.012025	0.503406
	May	0.009554	0.017333	0.630402
	June	0.007949	0.013872	0.510599
	July	0.006612	0.013464	0.529723
	August	0.005896	0.013548	0.492092
	September	0.005966	0.013726	0.571043
	October	0.004085	0.009016	0.494885
	November	0.002129	0.005706	0.460494
	December	0.001536	0.004267	0.450819

		Hardness (from Total)	Sulphate dissolved	Nitrate (N)	Nitrite (N)	Ammonia (N)	Phosphorus (P)	Fluoride (F)	Chloride (Cl)	Cyanide Total	Cyanide Weak Acid Dissociable	Aluminum (Al) Total	Antimony (Sb) Total	Arsenic (As) Total	Cadmium (Cd) Total	Copper (Cu) Total	Iron (Fe) Total	Lead (Pb) Total	Manganese (Mn) Total	Nickel (Ni) Total	Silver (Ag) Total	Selenium (Se) Total	
		mg/L	mg/L	mg/L	mg/L	mg/L	mg/L	mg/L	mg/L	mg/L	mg/L	mg/L	mg/L	mg/L	mg/L	mg/L	mg/L	mg/L	mg/L	mg/L	mg/L	mg/L	mg/L
Year 35	January	232.7522	105.5188	0.038567	0.004741	0.029029	0.0223460	0.090845	7.394140	0.000216	2.0626E-04	0.0254620	2.8097E-03	0.0016761	3.08902E-05	0.002281	0.319742	0.001562	0.1917112	0.001352	7.78704E-06	0.000313	
	February	248.2547	114.6552	0.037384	0.005132	0.030974	0.0240422	0.097259	8.078009	0.000208	1.9543E-04	0.0276580	3.0794E-03	0.0018315	2.23557E-05	0.002496	0.349078	0.001716	0.2099744	0.001473	8.37149E-06	0.000964	
	March	282.2504	134.0222	0.035487	0.005956	0.035849	0.0275870	0.111166	9.506510	0.000212	1.9687E-04	0.0319415	3.6465E-03	0.0021427	1.02028E-05	0.002938	0.400686	0.002025	0.2466505	0.001720	9.61049E-06	0.001070	
	April	227.2120	96.1231	0.125350	0.006107	0.036887	0.0184527	0.088509	6.717095	0.000216	1.9812E-04	0.0250371	2.8053E-03	0.0019952	1.57189E-04	0.002069	0.286004	0.001534	0.1755040	0.001335	7.70070E-06	0.001661	
	May	208.6436	88.4823	0.183111	0.007114	0.040248	0.0227560	0.093875	5.671945	0.000219	2.0848E-04	0.0330181	2.5084E-03	0.0042005	2.37928E-04	0.001898	0.246471	0.001351	0.1583765	0.001361	8.58488E-06	0.002320	
	June	178.5316	74.7729	0.146331	0.006225	0.033143	0.0232330	0.076886	4.968893	0.000212	2.0151E-04	0.0296894	1.4574E-03	0.0031256	1.83416E-04	0.001685	0.210046	0.001159	0.1333584	0.001119	6.97202E-06	0.001606	
	July	186.7554	78.7440	0.123841	0.005808	0.033062	0.0233126	0.082424	5.022705	0.000203	1.9845E-04	0.0279737	2.9027E-03	0.0014582	1.91628E-04	0.001698	0.211787	0.001147	0.1395317	0.001204	7.73915E-06	0.001926	
	August	202.2833	86.7708	0.119834	0.006076	0.035881	0.0240959	0.090232	5.436011	0.000195	1.8564E-04	0.0267375	3.2874E-03	0.0026539	2.12844E-04	0.001807	0.225410	0.001220	0.1540683	0.001348	8.41829E-06	0.002245	
	September	204.6704	89.4187	0.126804	0.006107	0.036129	0.0231091	0.091399	5.610882	0.000240	2.3394E-04	0.0259791	3.3207E-03	0.0026447	2.04799E-04	0.001806	0.229142	0.001215	0.1560432	0.001297	8.42615E-06	0.002329	
	October	206.3862	91.1297	0.110095	0.005449	0.031572	0.0240695	0.089799	5.802071	0.000193	1.8371E-04	0.0260005	3.1422E-03	0.0023837	1.36269E-04	0.001847	0.237507	0.001250	0.1586456	0.001269	8.12881E-06	0.001910	
	November	199.5898	87.1314	0.038722	0.003989	0.023564	0.0189977	0.077416	6.039345	0.000202	1.9311E-04	0.0215216	2.2739E-03	0.0013758	6.88548E-05	0.001861	0.262805	0.001265	0.1570623	0.001117	6.60747E-06	0.000931	
	December	213.3618	95.2254	0.038377	0.004357	0.025669	0.0204729	0.082586	6.636939	0.000203	1.9272E-04	0.0233899	2.5154E-03	0.0015064	4.72396E-05	0.002048	0.280331	0.001399	0.1702606	0.001223	7.13475E-06	0.000681	
Year 36	January	232.7522	105.5188	0.038567	0.004741	0.029029	0.0223460	0.090845	7.394140	0.000216	2.0626E-04	0.0254620	2.8097E-03	0.0016761	3.08902E-05	0.002281	0.319742	0.001562	0.1917112	0.001352	7.78704E-06	0.000313	
	February	248.2547	114.6552	0.037384	0.005132	0.030974	0.0240422	0.097259	8.078009	0.000208	1.9543E-04	0.0276580	3.0794E-03	0.0018315	2.23557E-05	0.002496	0.349078	0.001716	0.2099744	0.001473	8.37149E-06	0.000964	
	March	282.2504	134.0222	0.035487	0.005956	0.035849	0.0275870	0.111166	9.506510	0.000212	1.9687E-04	0.0319415	3.6465E-03	0.0021427	1.02028E-05	0.002938	0.400686	0.002025	0.2466505	0.001720	9.61049E-06	0.001070	
	April	227.2120	96.1231	0.120952	0.006006	0.036330	0.0184527	0.088509	6.717095	0.000216	1.9812E-04	0.0250371	2.8053E-03	0.0019952	1.57189E-04	0.002069	0.286004	0.001534	0.1755040	0.001335	7.70070E-06	0.001661	
	May	208.6436	88.4823	0.174130	0.006907	0.039112	0.0227560	0.093875	5.671945	0.000219	2.0848E-04	0.0330181	2.5084E-03	0.0042005	2.37928E-04	0.001898	0.246471	0.001351	0.1583765	0.001361	8.58488E-06	0.002320	
	June	178.5316	74.7729	0.138675	0.006049	0.032175	0.0232330	0.076886	4.968893	0.000212	2.0151E-04	0.0296894	1.4574E-03	0.0031256	1.83416E-04	0.001685	0.210046	0.001159	0.1333584	0.001119	6.97202E-06	0.001606	
	July	186.7554	78.7440	0.117250	0.005656	0.032229	0.0233126	0.082424	5.022705	0.000203	1.9845E-04	0.0279737	2.9027E-03	0.0014582	1.91628E-04	0.001698	0.211787	0.001147	0.1395317	0.001204	7.73915E-06	0.001926	
	August	202.2833	86.7708	0.113155	0.005923	0.035036	0.0240959	0.090232	5.436011	0.000195	1.8564E-04	0.0267375	3.2874E-03	0.0026539	2.12844E-04	0.001807	0.225410	0.001220	0.1540683	0.001348	8.41829E-06	0.002245	
	September	204.6704	89.4187	0.120109	0.005953	0.035283	0.0231091	0.091399	5.610882	0.000240	2.3394E-04	0.0259791	3.3207E-03	0.0026447	2.04799E-04	0.001806	0.229142	0.001215	0.1560432	0.001297	8.42615E-06	0.002329	
	October	206.3862	91.1297	0.105567	0.005345	0.031000	0.0240695	0.089799	5.802071	0.000193	1.8371E-04	0.0260005	3.1422E-03	0.0023837	1.36269E-04	0.001847	0.237507	0.001250	0.1586456	0.001269	8.12881E-06	0.001910	
	November	199.5898	87.1314	0.038722	0.003989	0.023564	0.0189977	0.077416	6.039345	0.000202	1.9311E-04	0.0215216	2.2739E-03	0.0013758	6.88548E-05	0.001861	0.262805	0.001265	0.1570623	0.001117	6.60747E-06	0.000931	
	December	213.3618	95.2254	0.038377	0.004357	0.025669	0.0204729	0.082586	6.636939	0.000203	1.9272E-04	0.0233899	2.5154E-03	0.0015064	4.72396E-05	0.002048	0.280331	0.001399	0.1702606	0.001223	7.13475E-06	0.000681	

		Uranium (U) Total	Zinc (Zn) Total	Dissolved Organic Carbon
		mg/L	mg/L	mg/L
Year 35	January	0.001081	0.003242	0.440505
	February	0.000793	0.002751	0.384460
	March	0.000453	0.001538	0.347520
	April	0.006953	0.012025	0.503406
	May	0.009554	0.017333	0.630402
	June	0.007949	0.013872	0.510599
	July	0.006612	0.013464	0.529723
	August	0.005896	0.013548	0.492092
	September	0.005966	0.013726	0.571043
	October	0.004085	0.009016	0.494885
	November	0.002129	0.005706	0.460494
	December	0.001536	0.004267	0.450819
Year 36	January	0.001081	0.003242	0.440505
	February	0.000793	0.002751	0.384460
	March	0.000453	0.001538	0.347520
	April	0.006953	0.012025	0.503406
	May	0.009554	0.017333	0.630402
	June	0.007949	0.013872	0.510599
	July	0.006612	0.013464	0.529723
	August	0.005896	0.013548	0.492092
	September	0.005966	0.013726	0.571043
	October	0.004085	0.009016	0.494885
	November	0.002129	0.005706	0.460494
	December	0.001536	0.004267	0.450819

		Hardness (from Total)	Sulphate dissolved	Nitrate (N)	Nitrite (N)	Ammonia (N)	Phosphorus (P)	Fluoride (F)	Chloride (Cl)	Cyanide Total	Cyanide Weak Acid Dissociable	Aluminum (Al) Total	Antimony (Sb) Total	Arsenic (As) Total	Cadmium (Cd) Total	Copper (Cu) Total	Iron (Fe) Total	Lead (Pb) Total	Manganese (Mn) Total	Nickel (Ni) Total	Silver (Ag) Total	Selenium (Se) Total
		mg/L	mg/L	mg/L	mg/L	mg/L	mg/L	mg/L	mg/L	mg/L	mg/L	mg/L	mg/L	mg/L	mg/L	mg/L	mg/L	mg/L	mg/L	mg/L	mg/L	mg/L
Year -2	January	226.8823	33.5136	0.191295	0.001286	0.029135	0.0057023	0.084801	0.996115	0.000577	6.5789E-04	0.0096218	2.4835E-05	0.0004031	6.34640E-05	0.000252	1.232758	0.000047	0.1022092	0.000485	3.21501E-06	0.001304
	February	211.3197	32.8147	0.180994	0.001266	0.015451	0.0053399	0.081441	0.890470	0.000333	3.3345E-04	0.0178160	2.9767E-05	0.0006014	7.05032E-05	0.000338	2.189013	0.000155	0.1058286	0.000507	3.16377E-06	0.001177
	March	283.2631	47.8857	0.538148	0.001485	0.004566	0.0047040	0.075395	0.762382	0.000388	3.8836E-04	0.0055174	2.4826E-05	0.0001877	4.62829E-05	0.000111	0.006158	0.000035	0.0027992	0.000180	3.71292E-06	0.003337
	April	115.0857	11.9777	0.088841	0.001313	0.010141	0.0013137	0.039941	0.421815	0.000291	2.1549E-04	0.0063535	1.5394E-05	0.0003613	2.68019E-05	0.000147	0.151589	0.000156	0.0459323	0.000326	1.98417E-06	0.000586
	May	149.8958	19.9286	0.071431	0.001591	0.019285	0.0105236	0.078356	1.195414	0.000786	3.8442E-04	0.1781210	5.8737E-05	0.0006692	8.06989E-05	0.001793	0.664140	0.000684	0.0563919	0.000937	6.12747E-06	0.000656
	June	50.0535	8.5565	0.002022	0.000339	0.003378	0.0011826	0.020972	0.163427	0.000163	1.6937E-04	0.0111549	2.3747E-05	0.0001840	6.21316E-06	0.000353	0.136666	0.000194	0.0159129	0.000174	2.74547E-06	0.000222
	July	193.3508	38.1783	0.010630	0.000811	0.149859	0.0105576	0.086892	0.615457	0.000085	2.2245E-04	0.0093597	8.6564E-05	0.0005103	2.15424E-05	0.000316	0.111057	0.000031	0.2078707	0.000530	2.53366E-06	0.000224
	August	135.8482	26.3845	0.004466	0.001447	0.059286	0.0152242	0.051838	0.438524	0.000083	3.0480E-05	0.0066432	1.3003E-04	0.0016336	2.55312E-04	0.000132	1.415093	0.000105	0.1777383	0.000795	2.42135E-06	0.000204
	September	191.3101	38.3792	0.026175	0.001590	0.018404	0.0222555	0.073427	0.551561	0.000384	4.3239E-04	0.0252150	6.9829E-05	0.0004655	6.10887E-05	0.000647	0.276219	0.000166	0.1356561	0.001011	2.19598E-06	0.000658
	October	162.0624	37.0664	0.085843	0.000654	0.023214	0.0114044	0.060798	0.593588	0.000103	1.6967E-04	0.0142209	3.1570E-05	0.0003775	2.50134E-04	0.000724	0.268239	0.000102	0.0772274	0.000590	1.63554E-06	0.000986
	November	127.2036	35.9188	0.066487	0.000525	0.065333	0.0086388	0.052735	0.244691	0.000080	7.9648E-05	0.0074327	3.1611E-05	0.0002134	5.19623E-05	0.000246	0.412420	0.000050	0.0772139	0.000418	1.40661E-06	0.000561
	December	157.6802	44.3339	0.065323	0.002565	0.051352	0.0056749	0.062263	0.362960	0.000080	8.0113E-05	0.0087632	8.4023E-05	0.0005934	4.45267E-05	0.000284	0.904999	0.000031	0.6218003	0.000913	1.48369E-06	0.000492
Year -1	January	190.5287	54.7183	0.071533	0.002346	0.065506	0.0072372	0.078053	0.682062	0.000167	1.9746E-04	0.0039640	9.7481E-05	0.0007287	4.53770E-05	0.000301	1.136892	0.000040	0.7931513	0.001161	1.68456E-06	0.000497
	February	205.5021	62.6987	0.069248	0.002709	0.069921	0.0082459	0.086028	0.702117	0.000074	7.3899E-05	0.0071148	1.1539E-04	0.0009172	5.25614E-05	0.000370	1.646343	0.000075	0.9299443	0.001349	1.83594E-06	0.000475
	March	278.7838	89.4970	0.160300	0.005926	0.031026	0.0100439	0.108231	0.678241	0.000071	7.1466E-05	0.0024733	2.3797E-04	0.0016365	3.61641E-05	0.000396	1.828340	0.000022	2.1722000	0.002405	2.12478E-06	0.000927
	April	138.5624	42.0442	0.021548	0.001648	0.034896	0.0044797	0.046534	0.314675	0.000085	4.0698E-05	0.0022010	5.4427E-05	0.0008834	1.58535E-05	0.000149	0.771899	0.000017	0.5186347	0.000662	9.87191E-07	0.000151
	May	125.2562	29.1350	0.025850	0.000834	0.032299	0.0048079	0.059402	0.822058	0.000492	1.8629E-04	0.1322977	4.2171E-05	0.0007490	5.54352E-05	0.001290	0.746475	0.000446	0.0781499	0.000669	3.98418E-06	0.000386
	June	95.6374	24.1110	0.002344	0.000637	0.021748	0.0017495	0.032608	0.268858	0.000173	1.8051E-04	0.0119081	2.9490E-05	0.0003436	7.31606E-06	0.000381	0.145771	0.000207	0.0479686	0.000236	3.12325E-06	0.000238
	July	129.6032	24.1063	0.016440	0.000697	0.059265	0.0044981	0.054847	0.383427	0.000136	3.5667E-04	0.0145426	5.7941E-05	0.0002872	2.85069E-05	0.000438	0.177344	0.000047	0.0883215	0.000355	2.55397E-06	0.000347
	August	117.5217	17.2235	0.005061	0.001543	0.031584	0.0098812	0.043625	0.345661	0.000100	3.7040E-05	0.0073208	1.3089E-04	0.0009779	1.27645E-04	0.000142	0.842623	0.000100	0.1129003	0.000540	2.40442E-06	0.000244
	September	172.1289	32.3672	0.030256	0.001264	0.011153	0.0146734	0.065500	0.495657	0.000450	5.0598E-04	0.0293163	6.5034E-05	0.0004172	7.04654E-05	0.000743	0.322844	0.000193	0.0938956	0.000939	2.14423E-06	0.000767
	October	144.8107	31.2430	0.086309	0.000622	0.019625	0.0089666	0.054394	0.546728	0.000112	1.8537E-04	0.0154239	3.0281E-05	0.0003323	1.96362E-04	0.000619	0.292982	0.000108	0.0659409	0.000517	1.55554E-06	0.000930
	November	122.5593	33.6566	0.067229	0.000509	0.059572	0.0078946	0.050846	0.219447	0.000082	8.2275E-05	0.0075650	3.0311E-05	0.0002092	5.08132E-05	0.000235	0.423184	0.000048	0.0735595	0.000394	1.37054E-06	0.000557
	December	157.6802	44.3339	0.065323	0.002565	0.051352	0.0056749	0.062263	0.362960	0.000080	8.0113E-05	0.0087632	8.4023E-05	0.0005934	4.45267E-05	0.000284	0.904999	0.000031	0.6218003	0.000913	1.48369E-06	0.000492
Year 1	January	199.2227	53.9874	0.201991	0.005234	0.030115	0.0091461	0.073112	0.603456	0.000643	6.5823E-04	0.0158072	6.6339E-04	0.0008999	2.25441E-04	0.000390	0.247030	0.000323	0.1464838	0.001518	5.28047E-06	0.001772
	February	194.0119	53.5579	0.199521	0.005210	0.026166	0.0090167	0.071208	0.608520	0.000558	5.5220E-04	0.0173413	6.6594E-04	0.0009515	2.34181E-04	0.000423	0.283723	0.000371	0.1528059	0.001543	5.20497E-06	0.001706
	March	193.6092	53.5425	0.197091	0.005122	0.023598	0.0082003	0.069762	0.483733	0.000536	5.2963E-04	0.0175468	6.6550E-04	0.0008925	2.29513E-04	0.000386	0.260433	0.000325	0.1476311	0.001528	5.02842E-06	0.001685
	April	215.6501	47.5095	0.238737	0.005942	0.029988	0.0025780	0.073503	0.652500	0.000641	5.8338E-04	0.0170910	6.7922E-04	0.0013114	2.07876E-04	0.000344	0.167622	0.000583	0.1346415	0.001651	5.49573E-06	0.001729
	May	182.2170	45.2741	0.182228	0.005588	0.024219	0.0119856	0.072172	1.016769	0.000690	6.6103E-04	0.0401764	7.1672E-04	0.0012138	2.44386E-04	0.000877	0.243597	0.000694	0.1338812	0.001715	5.24327E-06	0.001402
	June	172.2062	46.6125	0.147127	0.005562	0.019658	0.0174941	0.066574	0.794554	0.000707	6.6513E-04	0.0334486	7.0483E-04	0.0009516	2.09104E-04	0.000734	0.141992	0.000559	0.1271883	0.001632	5.48564E-06	0.001085
	July	181.3040	50.1620	0.133790	0.005266	0.026156	0.0161386	0.071798	0.941757	0.000581	6.0525E-04	0.0274686	7.4198E-04	0.0009758	2.52092E-04	0.000759	0.146991	0.000434	0.1298113	0.001622	6.98359E-06	0.001311
	August	189.0007	50.4504	0.126989	0.005593	0.025572	0.0159897	0.073135	1.149460	0.000606	5.9893E-04	0.0202727	7.9244E-04	0.0009569	2.51198E-04	0.000630	0.115128	0.000396	0.1297823	0.001801	6.20343E-06	0.001413
	September	194.4092	55.3292	0.158886	0.005253	0.026030	0.0125482	0.079988	1.399041	0.000666	6.7140E-04	0.0187718	7.7747E-04	0.0009141	2.79720E-04	0.000597	0.137086	0.000369	0.1323057	0.001582	5.47327E-06	0.001767
	October	194.6326	55.1742	0.192096	0.005185	0.024023	0.0157148	0.082126	1.287981	0.000579	5.7901E-04	0.0182389	7.7094E-04	0.0008697	2.26318E-04	0.000479	0.108005	0.000327	0.1279949	0.001511	5.39565E-06	0.001850
	November	191.4282	53.8893	0.190416	0.005474	0.024661	0.0092701	0.072085	0.641124	0.000564	5.5828E-04	0.0170923	6.6914E-04	0.0009005	2.49742E-04	0.000419	0.227103	0.000324	0.1544833	0.001527	5.27053E-06	0.001741
	December	185.6940	52.3484	0.193679	0.005615	0.024046	0.0090634	0.065409	0.521556	0.000558	5.5245E-04	0.0173158	6.6772E-04	0.0008625	2.33743E-04	0.000392	0.164301	0.000325	0.1305777	0.001523	5.28320E-06	0.001721
Year 2	January	199.0204	53.9461	0.201837	0.005233	0.030079	0.0091463	0.073062	0.602854	0.000642	6.5754E-04	0.0158467	6.6342E-04	0.0008997	2.25278E-04	0.000392	0.246291	0.000323	0.1463687	0.001517	5.30028E-06	0.001771
	February	193.7573	53.5038	0.199320	0.005208	0.026140	0.0090164	0.071149	0.607611	0.000558	5.5182E-04	0.0173897	6.6598E-04	0.0009510	2.33922E-04	0.000425	0.282556	0.000371	0.1526211	0.001543	5.23349E-06	0.001704
	March	193.2921	53.4788	0.196854	0.005120	0.023583	0.0082001	0.069700	0.483205	0.000535	5.2917E-04	0.0176080	6.6554E-04	0.0008923	2.29282E-04	0.000388	0.259410	0.000325	0.1474718	0.001528	5.06373E-06	0.001683
	April	216.2810	48.1727	0.461287	0.011058	0.058131	0.0029023	0.075943	0.994059	0.0												

		Uranium (U) Total	Zinc (Zn) Total	Dissolved Organic Carbon
		mg/L	mg/L	mg/L
Year -2	January	0.001845	0.013900	1.129014
	February	0.001848	0.013472	0.652889
	March	0.003546	0.001954	0.707804
	April	0.003173	0.004797	1.259943
	May	0.003371	0.017362	4.188597
	June	0.000209	0.001985	0.677875
	July	0.001868	0.002669	1.722657
	August	0.001199	0.018025	1.968052
	September	0.001634	0.009853	2.427424
	October	0.001118	0.030732	1.212728
	November	0.001465	0.007583	1.040303
	December	0.002300	0.008834	1.533102
Year -1	January	0.002791	0.008308	1.381310
	February	0.003226	0.008670	1.403398
	March	0.005539	0.008114	2.555366
	April	0.001559	0.003307	1.344487
	May	0.000780	0.011624	3.141143
	June	0.000490	0.002145	0.918920
	July	0.000950	0.004249	1.283786
	August	0.000811	0.009112	1.872936
	September	0.001265	0.011447	2.399751
	October	0.000983	0.025977	1.126925
	November	0.001371	0.007763	1.021182
	December	0.002300	0.008834	1.533102
Year 1	January	0.004118	0.034676	1.327305
	February	0.004037	0.037374	0.966946
	March	0.004069	0.036203	0.884091
	April	0.009265	0.031582	1.572061
	May	0.007856	0.036478	2.596742
	June	0.008027	0.031164	1.418784
	July	0.006049	0.033073	1.544201
	August	0.004205	0.029110	1.599534
	September	0.004624	0.037421	1.645637
	October	0.004593	0.028581	1.469472
	November	0.003976	0.035777	1.176083
	December	0.004034	0.034263	1.244217
Year 2	January	0.004116	0.034619	1.325651
	February	0.004034	0.037284	0.966569
	March	0.004065	0.036120	0.883510
	April	0.009519	0.031534	1.565599
	May	0.008749	0.036474	2.577926
	June	0.008570	0.031161	1.411509
	July	0.006987	0.033088	1.535133
	August	0.005263	0.029166	1.588009
	September	0.005681	0.037346	1.635017
	October	0.005471	0.028625	1.462596
	November	0.003972	0.035619	1.173542
	December	0.004030	0.034118	1.241020

		Hardness (from Total)	Sulphate dissolved	Nitrate (N)	Nitrite (N)	Ammonia (N)	Phosphorus (P)	Fluoride (F)	Chloride (Cl)	Cyanide Total	Cyanide Weak Acid Dissociable	Aluminum (Al) Total	Antimony (Sb) Total	Arsenic (As) Total	Cadmium (Cd) Total	Copper (Cu) Total	Iron (Fe) Total	Lead (Pb) Total	Manganese (Mn) Total	Nickel (Ni) Total	Silver (Ag) Total	Selenium (Se) Total
		mg/L	mg/L	mg/L	mg/L	mg/L	mg/L	mg/L	mg/L	mg/L	mg/L	mg/L	mg/L	mg/L	mg/L	mg/L	mg/L	mg/L	mg/L	mg/L	mg/L	mg/L
Year 3	January	198.6690	53.8744	0.201569	0.005231	0.030017	0.0091466	0.072974	0.601808	0.000641	6.5634E-04	0.0159153	6.6347E-04	0.0008994	2.24993E-04	0.000395	0.245008	0.000323	0.1461687	0.001517	5.33468E-06	0.001769
	February	193.3361	53.4144	0.198987	0.005206	0.026097	0.0090160	0.071052	0.606109	0.000557	5.5120E-04	0.0174698	6.6605E-04	0.0009501	2.33494E-04	0.000429	0.280625	0.000370	0.1523155	0.001542	5.28067E-06	0.001702
	March	192.7458	53.3691	0.196446	0.005117	0.023557	0.0081998	0.069591	0.482295	0.000534	5.2838E-04	0.0177136	6.6561E-04	0.0008919	2.28883E-04	0.000393	0.257648	0.000325	0.1471974	0.001527	5.12458E-06	0.001680
	April	216.3806	48.6422	0.654939	0.015509	0.082624	0.0031686	0.077838	1.272161	0.000638	5.8142E-04	0.0196199	7.7438E-04	0.0013340	2.08356E-04	0.000369	0.164597	0.000588	0.1371996	0.001668	5.80333E-06	0.001770
	May	188.3825	49.9859	0.797734	0.019735	0.102044	0.0140482	0.088628	3.254615	0.000683	6.5527E-04	0.0483837	1.0595E-03	0.0012924	2.46304E-04	0.000933	0.239334	0.000707	0.1445714	0.001782	6.05875E-06	0.001567
	June	175.4816	49.2550	0.739203	0.019164	0.094516	0.0187512	0.076307	2.114993	0.000700	6.5924E-04	0.0386016	9.0706E-04	0.0010003	2.10510E-04	0.000775	0.140382	0.000568	0.1335007	0.001672	6.03415E-06	0.001182
	July	187.3577	54.7445	0.762328	0.019709	0.105505	0.0182375	0.088260	3.181823	0.000578	6.0096E-04	0.0360162	1.0839E-03	0.0010572	2.53982E-04	0.000818	0.145328	0.000452	0.1406115	0.001691	7.75077E-06	0.001476
	August	196.2659	55.8959	0.751300	0.019930	0.104484	0.0184264	0.092461	3.767113	0.000602	5.9427E-04	0.0302490	1.1917E-03	0.0010528	2.53990E-04	0.000699	0.114216	0.000417	0.1425224	0.001878	7.09254E-06	0.001609
	September	201.6837	60.8576	0.820288	0.020467	0.109686	0.0150838	0.099662	4.088525	0.000662	6.6702E-04	0.0290301	1.1887E-03	0.0010126	2.81320E-04	0.000667	0.135505	0.000389	0.1453174	0.001665	6.40698E-06	0.001962
	October	201.1150	59.9904	0.694391	0.016741	0.087559	0.0178751	0.098984	3.593168	0.000576	5.7610E-04	0.0270014	1.1230E-03	0.0009543	2.28953E-04	0.000539	0.107459	0.000346	0.1392446	0.001583	6.16297E-06	0.002018
	November	190.6395	53.6982	0.189927	0.005464	0.024601	0.0092697	0.071872	0.637586	0.000563	5.5704E-04	0.0172575	6.6919E-04	0.0008996	2.48490E-04	0.000426	0.224011	0.000324	0.1537819	0.001525	5.36605E-06	0.001736
	December	185.0462	52.1921	0.193147	0.005603	0.024000	0.0090690	0.065334	0.520526	0.000557	5.5142E-04	0.0174708	6.6781E-04	0.0008624	2.32807E-04	0.000399	0.162442	0.000325	0.1303533	0.001521	5.37618E-06	0.001716
Year 4	January	198.3878	53.8171	0.201355	0.005229	0.029967	0.0091468	0.072903	0.600970	0.000640	6.5539E-04	0.0159702	6.6352E-04	0.0008991	2.24765E-04	0.000397	0.243981	0.000323	0.1460087	0.001516	5.36221E-06	0.001767
	February	193.0192	53.3471	0.198737	0.005204	0.026065	0.0090156	0.070979	0.604979	0.000557	5.5073E-04	0.0175301	6.6610E-04	0.0009495	2.33171E-04	0.000431	0.279173	0.000370	0.1520856	0.001541	5.31616E-06	0.001700
	March	192.3992	53.2994	0.196187	0.005115	0.023540	0.0081996	0.069523	0.481718	0.000534	5.2788E-04	0.0177805	6.6565E-04	0.0008916	2.28630E-04	0.000397	0.256531	0.000325	0.1470233	0.001526	5.16318E-06	0.001678
	April	217.4476	49.5950	0.910870	0.021392	0.114988	0.0036174	0.081266	1.746053	0.000636	5.8070E-04	0.0214583	8.4688E-04	0.0013513	2.08894E-04	0.000383	0.163499	0.000591	0.1393512	0.001682	5.98591E-06	0.001804
	May	193.4191	53.5610	1.151879	0.027875	0.146822	0.0156017	0.100970	4.920399	0.000681	6.5333E-04	0.0545158	1.3140E-03	0.0013523	2.48289E-04	0.000972	0.237950	0.000719	0.1526614	0.001834	6.59093E-06	0.001692
	June	178.5807	51.4528	1.080523	0.027009	0.137671	0.0197309	0.084006	3.151684	0.000698	6.5770E-04	0.0425026	1.0653E-03	0.0010384	2.11892E-04	0.000801	0.139997	0.000575	0.1385544	0.001704	6.37301E-06	0.001260
	July	192.5819	58.3766	1.109370	0.027686	0.149356	0.0198347	0.100870	4.880864	0.000577	5.9994E-04	0.0423559	1.3430E-03	0.0011192	2.56143E-04	0.000859	0.144997	0.000466	0.1489209	0.001745	8.26257E-06	0.001604
	August	201.8778	59.7918	1.074643	0.027360	0.145361	0.0201280	0.105943	5.581082	0.000601	5.9322E-04	0.0370168	1.4683E-03	0.0011192	2.56418E-04	0.000743	0.114081	0.000431	0.1514190	0.001935	7.63824E-06	0.001746
	September	207.3740	64.7922	1.142641	0.027879	0.150449	0.0168092	0.113254	5.920406	0.000661	6.6625E-04	0.0358520	1.4682E-03	0.0010796	2.83597E-04	0.000710	0.135304	0.000404	0.1542949	0.001724	6.95475E-06	0.002099
	October	206.0544	63.3625	0.930004	0.022159	0.117352	0.0193410	0.110563	5.151340	0.000576	5.7576E-04	0.0327847	1.3606E-03	0.0010114	2.31153E-04	0.000576	0.107468	0.000358	0.1469032	0.001633	6.61659E-06	0.002136
	November	190.5814	53.6841	0.189892	0.005464	0.024596	0.0092696	0.071856	0.637326	0.000563	5.5695E-04	0.0172697	6.6919E-04	0.0008995	2.48398E-04	0.000427	0.223783	0.000324	0.1537302	0.001525	5.37309E-06	0.001735
	December	185.0292	52.1880	0.193133	0.005603	0.023998	0.0090691	0.065332	0.520498	0.000557	5.5139E-04	0.0174749	6.6781E-04	0.0008624	2.32782E-04	0.000399	0.162393	0.000325	0.1303474	0.001521	5.37862E-06	0.001716
Year 5	January	198.3847	53.8164	0.201353	0.005229	0.029967	0.0091468	0.072902	0.600961	0.000640	6.5537E-04	0.0159708	6.6352E-04	0.0008991	2.24763E-04	0.000397	0.243970	0.000323	0.1460069	0.001516	5.36251E-06	0.001767
	February	192.9639	53.3354	0.198693	0.005203	0.026059	0.0090156	0.070967	0.604782	0.000557	5.5065E-04	0.0175406	6.6610E-04	0.0009494	2.33115E-04	0.000432	0.278919	0.000370	0.1520455	0.001541	5.32236E-06	0.001700
	March	192.2636	53.2722	0.196086	0.005114	0.023534	0.0081995	0.069496	0.481492	0.000534	5.2768E-04	0.0178067	6.6567E-04	0.0008915	2.28531E-04	0.000398	0.256093	0.000326	0.1469552	0.001526	5.17830E-06	0.001678
	April	218.3053	50.3190	1.108166	0.025928	0.139937	0.0039535	0.083848	2.101267	0.000635	5.8025E-04	0.0228255	9.0119E-04	0.0013643	2.09316E-04	0.000394	0.162814	0.000594	0.1409863	0.001693	6.11677E-06	0.001829
	May	196.9989	56.1439	1.424637	0.034145	0.181310	0.0167259	0.109911	6.129175	0.000679	6.5152E-04	0.0589618	1.4987E-03	0.0013954	2.49636E-04	0.001001	0.236645	0.000727	0.1585097	0.001871	6.98966E-06	0.001783
	June	180.3585	52.8107	1.324119	0.032605	0.168469	0.0203603	0.088908	3.814685	0.000696	6.5552E-04	0.0450535	1.1667E-03	0.0010628	2.12668E-04	0.000820	0.139411	0.000580	0.1417486	0.001724	6.62525E-06	0.001309
	July	195.1351	60.3089	1.334667	0.032863	0.177791	0.0207197	0.107811	5.825344	0.000575	5.9813E-04	0.0459597	1.4871E-03	0.0011535	2.56941E-04	0.000884	0.144297	0.000473	0.1534747	0.001775	6.58595E-06	0.001674
	August	204.4489	61.8250	1.283069	0.032144	0.171700	0.0210521	0.113277	6.578537	0.000598	5.9069E-04	0.0408680	1.6204E-03	0.0011558	2.57313E-04	0.000771	0.113564	0.000439	0.1562503	0.001964	8.00111E-06	0.001820
	September	209.5481	66.6512	1.350347	0.032660	0.176730	0.0177039	0.120087	6.868417	0.000658	6.6353E-04	0.0395556	1.6135E-03	0.0011143	2.83531E-04	0.000738	0.134282	0.000411	0.1588205	0.001752	7.33067E-06	0.002165
	October	207.7651	64.8252	1.077957	0.025566	0.136077	0.0200272	0.115828	5.887423	0.000574	5.7379E-04	0.0356727	1.4732E-03	0.0010385	2.31725E-04	0.000598	0.107050	0.000364	0.1504604	0.001656	6.90350E-06	0.002187
	November	190.0085	53.5453	0.189537	0.005456	0.024553	0.0092693	0.071702	0.634756	0.000562	5.5605E-04	0.0173897	6.6923E-04	0.0008989	2.47489E-04	0.000432	0.221538	0.000324	0.1532208	0.001524	5.44247E-06	0.001731
	December	184.5313	52.0679	0.192724	0.005593	0.023963	0.0090734	0.065274	0.519706	0.000556	5.5060E-04	0.0175941	6.6788E-04	0.0008623	2.32062E-04	0.000405	0.160964	0.000325	0.1301750	0.001520	5.45008E-06	0.001713
Year 6	January	197.8628	53.7099	0.200956	0.005227	0.029874	0.0091473	0.072772	0.599407	0.000639	6.5359E-04	0.0160727	6.6360E-04	0.0008986	2.24340E-04	0.000401	0.242064	0.000323	0.1457098	0.001515	5.41362E-06	0.001763
	February	192.3602	53.2072	0.198217	0.005200	0.025998	0.0090149	0.070827	0.602628	0.000556	5.4975E-04	0.0176554	6.6620E-04	0.0009481	2.32500E-04	0.000437	0.276152	0.000369	0.1516074	0.001539	5.38998E-06	0.001697
	March	191.5642	53.1317	0.195564	0.005110	0.023501	0.0081991	0.069357	0.480327	0.000533	5.2667E-04	0.0179418	6.6576E-04	0.0008910	2.28020E-04	0.000404	0.253838	0.000326	0.1466039	0.001525	5.25619E-06	0.001674
	April	218.0771	50.6636	1.268968	0.029624	0.160278	0.0041810	0.085384	2.336955													

		Uranium (U) Total	Zinc (Zn) Total	Dissolved Organic Carbon
		mg/L	mg/L	mg/L
Year 3	January	0.004112	0.034519	1.322776
	February	0.004030	0.037135	0.965946
	March	0.004060	0.035976	0.882510
	April	0.009722	0.031422	1.554736
	May	0.009540	0.036380	2.547745
	June	0.009019	0.031115	1.401524
	July	0.007728	0.033043	1.523570
	August	0.006170	0.029197	1.575931
	September	0.006638	0.037269	1.624997
	October	0.006318	0.028673	1.456521
	November	0.003968	0.035484	1.171386
	December	0.004026	0.034000	1.238435
Year 4	January	0.004109	0.034439	1.320477
	February	0.004027	0.037023	0.965478
	March	0.004056	0.035884	0.881875
	April	0.010075	0.031389	1.548364
	May	0.010792	0.036442	2.531234
	June	0.009798	0.031175	1.396987
	July	0.009005	0.033157	1.518648
	August	0.007534	0.029345	1.570646
	September	0.008014	0.037384	1.621374
	October	0.007489	0.028818	1.454995
	November	0.003968	0.035463	1.171040
	December	0.004026	0.033993	1.238283
Year 5	January	0.004109	0.034438	1.320451
	February	0.004027	0.037003	0.965396
	March	0.004054	0.035848	0.881627
	April	0.010340	0.031374	1.544371
	May	0.011702	0.036464	2.515903
	June	0.010296	0.031175	1.390596
	July	0.009712	0.033144	1.509962
	August	0.008282	0.029348	1.557867
	September	0.008721	0.037214	1.608563
	October	0.008036	0.028794	1.446204
	November	0.003963	0.035250	1.167628
	December	0.004020	0.033791	1.233839
Year 6	January	0.004104	0.034290	1.316182
	February	0.004021	0.036790	0.964503
	March	0.004047	0.035664	0.880347
	April	0.010510	0.031225	1.530935
	May	0.012357	0.036320	2.481033
	June	0.010717	0.031116	1.379665
	July	0.010435	0.033082	1.497269
	August	0.009125	0.029370	1.545708
	September	0.009573	0.037140	1.599381
	October	0.008781	0.028843	1.441429
	November	0.003960	0.035152	1.166057
	December	0.004017	0.033708	1.232019

		Hardness (from Total)	Sulphate dissolved	Nitrate (N)	Nitrite (N)	Ammonia (N)	Phosphorus (P)	Fluoride (F)	Chloride (Cl)	Cyanide Total	Cyanide Weak Acid Dissociable	Aluminum (Al) Total	Antimony (Sb) Total	Arsenic (As) Total	Cadmium (Cd) Total	Copper (Cu) Total	Iron (Fe) Total	Lead (Pb) Total	Manganese (Mn) Total	Nickel (Ni) Total	Silver (Ag) Total	Selenium (Se) Total
		mg/L	mg/L	mg/L	mg/L	mg/L	mg/L	mg/L	mg/L	mg/L	mg/L	mg/L	mg/L	mg/L	mg/L	mg/L	mg/L	mg/L	mg/L	mg/L	mg/L	mg/L
Year 7	January	197.6579	53.6681	0.200800	0.005225	0.029838	0.0091474	0.072720	0.598797	0.000638	6.5290E-04	0.0161127	6.6363E-04	0.0008984	2.24174E-04	0.000402	0.241315	0.000323	0.1455932	0.001515	5.43368E-06	0.001762
	February	192.1220	53.1566	0.198028	0.005199	0.025974	0.0090147	0.070772	0.601779	0.000555	5.4940E-04	0.0177007	6.6624E-04	0.0009476	2.32258E-04	0.000439	0.275060	0.000369	0.1514345	0.001539	5.41666E-06	0.001695
	March	191.2489	53.0683	0.195328	0.005109	0.023485	0.0081989	0.069294	0.479802	0.000532	5.2622E-04	0.0180027	6.6580E-04	0.0008908	2.27790E-04	0.000407	0.252821	0.000326	0.1464455	0.001524	5.29131E-06	0.001672
	April	218.5428	51.2030	1.469977	0.034245	0.185698	0.0044497	0.087391	2.619709	0.000631	5.7804E-04	0.0250116	9.8101E-04	0.0013831	2.09592E-04	0.000418	0.159390	0.000599	0.1429828	0.001706	6.41284E-06	0.001861
	May	201.7215	59.9363	1.932572	0.045819	0.245534	0.0183939	0.123252	7.951917	0.000672	6.4526E-04	0.0656314	1.7784E-03	0.0014586	2.50826E-04	0.001047	0.231977	0.000737	0.1671282	0.001924	7.70396E-06	0.001915
	June	182.9083	54.9631	1.802623	0.043597	0.228967	0.0214051	0.096960	4.909645	0.000689	6.4967E-04	0.0493723	1.3346E-03	0.0011033	2.13746E-04	0.000856	0.137798	0.000588	0.1469522	0.001757	7.10904E-06	0.001389
	July	199.8852	63.9951	1.827184	0.044180	0.239947	0.0224267	0.121176	7.648721	0.000572	5.9401E-04	0.0529575	1.7655E-03	0.0012196	2.58275E-04	0.000934	0.142683	0.000488	0.1622328	0.001831	9.23008E-06	0.001807
	August	209.9260	66.0017	1.733202	0.042479	0.228593	0.0229306	0.128181	8.599837	0.000594	5.8659E-04	0.0486050	1.9288E-03	0.0012299	2.59356E-04	0.000825	0.112745	0.000455	0.1660722	0.002023	8.70389E-06	0.001971
	September	214.9139	70.7704	1.792985	0.042843	0.232720	0.0196016	0.134790	8.881123	0.000655	6.6001E-04	0.0472501	1.9214E-03	0.0011881	2.84602E-04	0.000791	0.133005	0.000426	0.1685458	0.001815	8.03881E-06	0.002310
	October	212.6117	68.4005	1.392751	0.032809	0.175898	0.0216269	0.128323	7.593867	0.000572	5.7178E-04	0.0421472	1.7338E-03	0.0011011	2.33712E-04	0.000642	0.106679	0.000377	0.1587928	0.001710	7.46592E-06	0.002312
	November	189.4717	53.4152	0.189204	0.005450	0.024512	0.0092690	0.071556	0.632348	0.000561	5.5521E-04	0.0175022	6.6926E-04	0.0008983	2.46637E-04	0.000436	0.219433	0.000324	0.1527434	0.001523	5.50749E-06	0.001728
	December	184.1124	51.9668	0.192381	0.005585	0.023933	0.0090771	0.065225	0.519040	0.000556	5.4993E-04	0.0176943	6.6794E-04	0.0008622	2.31457E-04	0.000409	0.159762	0.000325	0.1300299	0.001519	5.51020E-06	0.001709
Year 8	January	197.4429	53.6243	0.200636	0.005224	0.029800	0.0091476	0.072666	0.598157	0.000638	6.5216E-04	0.0161547	6.6366E-04	0.0008982	2.24000E-04	0.000404	0.240530	0.000323	0.1454708	0.001515	5.45473E-06	0.001761
	February	191.8546	53.0998	0.197817	0.005197	0.025947	0.0090144	0.070711	0.600825	0.000555	5.4901E-04	0.0177516	6.6628E-04	0.0009470	2.31986E-04	0.000441	0.273834	0.000369	0.1512405	0.001538	5.44661E-06	0.001694
	March	190.9219	53.0026	0.195084	0.005107	0.023470	0.0081987	0.069230	0.479257	0.000532	5.2575E-04	0.0180659	6.6584E-04	0.0008905	2.27551E-04	0.000410	0.251766	0.000326	0.1462813	0.001524	5.32773E-06	0.001671
	April	218.5160	51.4535	1.526346	0.035541	0.192830	0.0046003	0.088440	2.776478	0.000630	5.7722E-04	0.0256911	1.0052E-03	0.0013888	2.09642E-04	0.000426	0.158119	0.000600	0.1435487	0.001710	6.51259E-06	0.001870
	May	203.0166	61.0485	1.992688	0.047200	0.253136	0.0188860	0.127201	8.494612	0.000669	6.4281E-04	0.0676114	1.8618E-03	0.0014770	2.51042E-04	0.001061	0.230143	0.000739	0.1696613	0.001939	7.93523E-06	0.001954
	June	183.4808	55.5351	1.842700	0.044515	0.234033	0.0217012	0.099211	5.217901	0.000686	6.4717E-04	0.0506280	1.3820E-03	0.0011147	2.13973E-04	0.000867	0.137101	0.000589	0.1483901	0.001765	7.27052E-06	0.001410
	July	200.8302	64.8686	1.848826	0.044675	0.242628	0.0228593	0.124528	8.113154	0.000570	5.9203E-04	0.0547999	1.8365E-03	0.0012363	2.58310E-04	0.000948	0.141882	0.000492	0.1644142	0.001845	9.42349E-06	0.001840
	August	211.0829	67.0234	1.751318	0.042889	0.230873	0.0234086	0.131979	9.120276	0.000592	5.8457E-04	0.0506610	2.0082E-03	0.0012490	2.59665E-04	0.000841	0.112316	0.000459	0.1685712	0.002037	8.91575E-06	0.002009
	September	215.9899	71.7687	1.808621	0.043207	0.234711	0.0200963	0.138533	9.404898	0.000653	6.5813E-04	0.0493245	2.0018E-03	0.0012073	2.84363E-04	0.000807	0.132291	0.000430	0.1710266	0.001830	8.26152E-06	0.002346
	October	213.4460	69.1764	1.399040	0.032957	0.176706	0.0219995	0.131158	7.994552	0.000571	5.7042E-04	0.0437436	1.7952E-03	0.0011159	2.33951E-04	0.000655	0.106386	0.000381	0.1607197	0.001722	7.63342E-06	0.002339
	November	189.1067	53.3268	0.188978	0.005445	0.024484	0.0092688	0.071458	0.630711	0.000560	5.5463E-04	0.0175787	6.6928E-04	0.0008979	2.46058E-04	0.000440	0.218002	0.000324	0.1524187	0.001522	5.55170E-06	0.001725
	December	183.7899	51.8890	0.192116	0.005579	0.023910	0.0090799	0.065188	0.518527	0.000555	5.4942E-04	0.0177715	6.6798E-04	0.0008622	2.30991E-04	0.000413	0.158836	0.000325	0.1299182	0.001518	5.55649E-06	0.001707
Year 9	January	197.1102	53.5564	0.200383	0.005222	0.029741	0.0091479	0.072583	0.597166	0.000637	6.5103E-04	0.0162197	6.6372E-04	0.0008979	2.23731E-04	0.000407	0.239315	0.000323	0.1452815	0.001514	5.48730E-06	0.001759
	February	191.4444	53.0128	0.197494	0.005194	0.025905	0.0090140	0.070616	0.599362	0.000554	5.4840E-04	0.0178296	6.6634E-04	0.0009462	2.31568E-04	0.000444	0.271954	0.000369	0.1509429	0.001537	5.49255E-06	0.001691
	March	190.3951	52.8968	0.194691	0.005104	0.023445	0.0081984	0.069125	0.478379	0.000531	5.2499E-04	0.0181676	6.6591E-04	0.0008901	2.27166E-04	0.000415	0.250067	0.000326	0.1460166	0.001523	5.38641E-06	0.001668
	April	217.9118	51.4381	1.506745	0.035090	0.190360	0.0046553	0.088668	2.830260	0.000628	5.7603E-04	0.0260361	1.0138E-03	0.0013907	2.09460E-04	0.000434	0.156262	0.000600	0.1435141	0.001710	6.60845E-06	0.001870
	May	202.8886	61.3190	1.958993	0.046424	0.248877	0.0190201	0.128339	8.666414	0.000666	6.3921E-04	0.0682107	1.8890E-03	0.0014813	2.50440E-04	0.001067	0.227412	0.000738	0.1703037	0.001942	8.09849E-06	0.001964
	June	183.1840	55.5836	1.803580	0.043611	0.229086	0.0217871	0.099766	5.300811	0.000682	6.4387E-04	0.0510894	1.3951E-03	0.0011180	2.13796E-04	0.000875	0.136162	0.000589	0.1486933	0.001766	7.39238E-06	0.001415
	July	200.4976	64.9445	1.803150	0.043622	0.236783	0.0229614	0.125245	8.227931	0.000568	5.8955E-04	0.0553836	1.8542E-03	0.0012402	2.57668E-04	0.000956	0.140851	0.000493	0.1648480	0.001847	9.53402E-06	0.001846
	August	210.6398	67.0716	1.701753	0.041741	0.224591	0.0234812	0.132572	9.215474	0.000589	5.8172E-04	0.0512021	2.0228E-03	0.0012527	2.59162E-04	0.000850	0.111674	0.000460	0.1689511	0.002036	9.03438E-06	0.002015
	September	215.1844	71.6482	1.751795	0.041907	0.227546	0.0201410	0.138622	9.450060	0.000651	6.5526E-04	0.0497053	2.0095E-03	0.0012090	2.82891E-04	0.000815	0.131159	0.000430	0.1711003	0.001830	8.38848E-06	0.002343
	October	212.9177	69.1173	1.355355	0.031959	0.171200	0.0220253	0.131203	8.028787	0.000569	5.6856E-04	0.0440301	1.8008E-03	0.0011173	2.33522E-04	0.000661	0.105955	0.000381	0.1608259	0.001723	7.71766E-06	0.002337
	November	188.6204	53.2090	0.188677	0.005439	0.024447	0.0092685	0.071326	0.628529	0.000560	5.5387E-04	0.0176806	6.6931E-04	0.0008973	2.45286E-04	0.000444	0.216096	0.000324	0.1519863	0.001521	5.61059E-06	0.001722
	December	183.3910	51.7927	0.191788	0.005571	0.023881	0.0090834	0.065141	0.517892	0.000555	5.4878E-04	0.0178670	6.6803E-04	0.0008621	2.30415E-04	0.000417	0.157692	0.000325	0.1297800	0.001517	5.61374E-06	0.001704
Year 10	January	196.7002	53.4728	0.200071	0.005220	0.029669	0.0091483	0.072480	0.595946	0.000635	6.4963E-04	0.0162997	6.6378E-04	0.0008975	2.23399E-04	0.000410	0.237818	0.000323	0.1450481	0.001514	5.52744E-06	0.001756
	February	190.9641	52.9108	0.197114	0.005192	0.025856	0.0090135	0.070506	0.597649	0.000554	5.4769E-04	0.0179210	6.6642E-04	0.0009452	2.31079E-04	0.000448	0.269753	0.000368	0.1505943	0.001536	5.54635E-06	0.001689
	March	189.8350	52.7843	0.194272	0.005100	0.023418	0.0081981	0.069014	0.477446	0.000530	5.2418E-04	0.0182758	6.6598E-04	0.0008897	2.26757E-04	0.000420	0.248261	0.000326	0.1457353	0.001522	5.44879E-06	0.001665
	April	216.3882	50.7993	1.447184	0.033720	0.182837	0.0044402	0.086759	2.597191													

		Uranium (U) Total	Zinc (Zn) Total	Dissolved Organic Carbon
		mg/L	mg/L	mg/L
Year 7	January	0.004102	0.034232	1.314506
	February	0.004018	0.036706	0.964150
	March	0.004044	0.035580	0.879769
	April	0.010720	0.031175	1.524820
	May	0.013073	0.036295	2.462636
	June	0.011119	0.031105	1.373441
	July	0.011078	0.033081	1.490159
	August	0.009799	0.029396	1.537090
	September	0.010228	0.037077	1.592008
	October	0.009314	0.028870	1.437238
	November	0.003958	0.035051	1.164431
	December	0.004014	0.033620	1.230102
Year 8	January	0.004099	0.034171	1.312748
	February	0.004016	0.036612	0.963755
	March	0.004040	0.035494	0.879171
	April	0.010834	0.031098	1.517574
	May	0.013481	0.036211	2.441820
	June	0.011350	0.031058	1.366130
	July	0.011424	0.033007	1.480623
	August	0.010189	0.029370	1.526881
	September	0.010617	0.036946	1.583154
	October	0.009611	0.028842	1.431196
	November	0.003954	0.034916	1.162257
	December	0.004010	0.033489	1.227223
Year 9	January	0.004096	0.034077	1.310027
	February	0.004011	0.036467	0.963148
	March	0.004035	0.035355	0.878206
	April	0.010868	0.030967	1.507038
	May	0.013610	0.036022	2.411217
	June	0.011411	0.030963	1.356461
	July	0.011507	0.032866	1.468666
	August	0.010259	0.029266	1.512456
	September	0.010645	0.036667	1.569643
	October	0.009631	0.028751	1.422910
	November	0.003950	0.034735	1.159361
	December	0.004005	0.033327	1.223663
Year 10	January	0.004091	0.033961	1.306674
	February	0.004007	0.036297	0.962438
	March	0.004029	0.035207	0.877181
	April	0.010687	0.030808	1.496661
	May	0.012979	0.035754	2.384429
	June	0.011028	0.030820	1.348094
	July	0.010871	0.032670	1.460184
	August	0.009543	0.029104	1.504369
	September	0.009913	0.036460	1.564553
	October	0.008998	0.028640	1.420831
	November	0.003949	0.034702	1.158821
	December	0.004005	0.033311	1.223296

		Hardness (from Total)	Sulphate dissolved	Nitrate (N)	Nitrite (N)	Ammonia (N)	Phosphorus (P)	Fluoride (F)	Chloride (Cl)	Cyanide Total	Cyanide Weak Acid Dissociable	Aluminum (Al) Total	Antimony (Sb) Total	Arsenic (As) Total	Cadmium (Cd) Total	Copper (Cu) Total	Iron (Fe) Total	Lead (Pb) Total	Manganese (Mn) Total	Nickel (Ni) Total	Silver (Ag) Total	Selenium (Se) Total	
		mg/L	mg/L	mg/L	mg/L	mg/L	mg/L	mg/L	mg/L	mg/L	mg/L	mg/L	mg/L	mg/L	mg/L	mg/L	mg/L	mg/L	mg/L	mg/L	mg/L	mg/L	mg/L
Year 11	January	101.0343	21.7250	0.087943	0.001775	0.012048	0.0053610	0.036044	0.363705	0.000316	3.2741E-04	0.0076759	1.7303E-04	0.0003193	7.64459E-05	0.000182	0.130312	0.000099	0.0469811	0.000481	2.65757E-06	0.000764	
	February	103.9201	23.6222	0.093942	0.002005	0.010822	0.0055237	0.037283	0.380207	0.000285	2.8332E-04	0.0093142	2.1051E-04	0.0003919	9.20734E-05	0.000222	0.158677	0.000145	0.0577133	0.000571	2.85964E-06	0.000790	
	March	124.3543	29.9317	0.115073	0.002594	0.012184	0.0058479	0.044104	0.350748	0.000330	3.2800E-04	0.0115809	2.9924E-04	0.0004672	1.17874E-04	0.000251	0.171547	0.000160	0.0732262	0.000757	3.40089E-06	0.000973	
	April	108.4563	22.6811	0.727120	0.016686	0.091072	0.0023036	0.043562	1.461279	0.000305	2.7838E-04	0.0127977	4.3481E-04	0.0006476	8.61851E-05	0.000202	0.076604	0.000281	0.0585956	0.000725	3.23032E-06	0.000865	
	May	160.6131	51.7449	1.293740	0.031199	0.165740	0.0135775	0.096161	5.856201	0.000538	5.1698E-04	0.0494443	1.4750E-03	0.0012261	2.25340E-04	0.000812	0.177128	0.000602	0.1522285	0.001721	6.27996E-06	0.001626	
	June	148.1278	47.7941	1.214984	0.029913	0.155526	0.0160354	0.077462	3.657161	0.000555	5.2492E-04	0.0382299	1.1409E-03	0.0009662	1.96945E-04	0.000684	0.112247	0.000497	0.1357841	0.001586	5.84521E-06	0.001234	
	July	157.3711	51.8760	1.230473	0.030128	0.162835	0.0170382	0.094245	5.762724	0.000456	4.7183E-04	0.0408689	1.4077E-03	0.0009970	2.14464E-04	0.000733	0.112849	0.000401	0.1362019	0.001529	7.28483E-06	0.001468	
	August	152.4566	48.5397	1.092264	0.027076	0.145101	0.0163583	0.092255	6.068450	0.000434	4.2875E-04	0.0348960	1.4000E-03	0.0009097	1.93674E-04	0.000602	0.082819	0.000339	0.1243059	0.001506	6.35802E-06	0.001448	
	September	161.0489	53.3473	1.166850	0.028098	0.152197	0.0144478	0.099804	6.438981	0.000494	4.9735E-04	0.0348407	1.4281E-03	0.0009015	2.17121E-04	0.000594	0.100301	0.000326	0.1288438	0.001390	6.04672E-06	0.001736	
	October	128.6826	37.1066	0.819993	0.018846	0.101946	0.0146454	0.080192	5.119788	0.000328	3.3022E-04	0.0266253	9.7160E-04	0.0005505	1.07413E-04	0.000381	0.058180	0.000172	0.0716262	0.000780	4.48550E-06	0.001308	
	November	93.5538	20.3251	0.076728	0.001752	0.008082	0.0053632	0.034259	0.382850	0.000259	2.5825E-04	0.0081207	1.5028E-04	0.0002926	8.38085E-05	0.000189	0.115952	0.000089	0.0469079	0.000436	2.54925E-06	0.000706	
	December	88.4239	18.8968	0.076765	0.001779	0.007474	0.0051549	0.029671	0.307469	0.000250	2.4949E-04	0.0080498	1.4221E-04	0.0002611	7.20023E-05	0.000168	0.077400	0.000086	0.0314086	0.000417	2.48832E-06	0.000677	
Year 12	January	101.5632	21.8329	0.088345	0.001778	0.012141	0.0053606	0.036177	0.365280	0.000317	3.2922E-04	0.0075726	1.7295E-04	0.0003198	7.68743E-05	0.000177	0.132243	0.000099	0.0472822	0.000482	2.60580E-06	0.000767	
	February	104.5868	23.7637	0.094469	0.002009	0.010890	0.0055244	0.037437	0.382585	0.000286	2.8431E-04	0.0091874	2.1041E-04	0.0003933	9.27519E-05	0.000216	0.161733	0.000146	0.0581970	0.000572	2.78496E-06	0.000794	
	March	125.3142	30.1246	0.115790	0.002600	0.012230	0.0058484	0.044294	0.352347	0.000332	3.2938E-04	0.0113955	2.9912E-04	0.0004679	1.18575E-04	0.000243	0.174643	0.000160	0.0737083	0.000758	3.29398E-06	0.000978	
	April	109.5013	22.8643	0.687827	0.015784	0.086093	0.0023008	0.043817	1.464491	0.000308	2.7996E-04	0.0126151	4.3473E-04	0.0006478	8.65372E-05	0.000193	0.079075	0.000281	0.0590090	0.000727	3.12405E-06	0.000870	
	May	161.8302	51.9498	1.220531	0.029518	0.156481	0.0136363	0.096496	5.868144	0.000545	5.2317E-04	0.0495488	1.4751E-03	0.0012301	2.26826E-04	0.000808	0.181840	0.000606	0.1526368	0.001726	6.08608E-06	0.001632	
	June	149.1972	48.0521	1.144885	0.028310	0.146665	0.0160262	0.077622	3.662834	0.000562	5.3104E-04	0.0379625	1.1408E-03	0.0009659	1.97507E-04	0.000673	0.114000	0.000498	0.1360070	0.001589	5.66398E-06	0.001238	
	July	158.6838	52.2063	1.158133	0.028471	0.153817	0.0170530	0.094532	5.766959	0.000460	4.7641E-04	0.0405901	1.4079E-03	0.0009978	2.15964E-04	0.000724	0.114760	0.000401	0.1364645	0.001531	7.14211E-06	0.001474	
	August	153.7078	48.8139	1.027829	0.025609	0.136978	0.0163918	0.092490	6.074474	0.000439	4.3342E-04	0.0346078	1.4006E-03	0.0009097	1.94735E-04	0.000592	0.083880	0.000338	0.1244809	0.001512	6.20944E-06	0.001452	
	September	162.5553	53.7041	1.099835	0.026548	0.143693	0.0144511	0.100243	6.446227	0.000498	5.0182E-04	0.0345341	1.4279E-03	0.0009016	2.19527E-04	0.000584	0.102069	0.000326	0.1291110	0.001393	5.87089E-06	0.001747	
	October	129.6124	37.3053	0.773915	0.017779	0.096095	0.0146573	0.080516	5.122638	0.000330	3.3290E-04	0.0264053	9.7144E-04	0.0005503	1.08107E-04	0.000373	0.058803	0.000172	0.0717299	0.000781	4.37894E-06	0.001315	
	November	94.1896	20.4792	0.077122	0.001760	0.008131	0.0053636	0.034431	0.385702	0.000260	2.5924E-04	0.0079875	1.5024E-04	0.0002934	8.48177E-05	0.000184	0.118445	0.000089	0.0474734	0.000437	2.47223E-06	0.000710	
	December	88.9363	19.0204	0.077186	0.001788	0.007510	0.0051504	0.029730	0.308285	0.000251	2.5030E-04	0.0079272	1.4214E-04	0.0002612	7.27428E-05	0.000162	0.078871	0.000086	0.0315861	0.000418	2.41478E-06	0.000681	
Year 13	January	102.0920	21.9408	0.088748	0.001781	0.012235	0.0053601	0.036309	0.366855	0.000319	3.3102E-04	0.0074693	1.7287E-04	0.0003203	7.73026E-05	0.000173	0.134174	0.000099	0.0475832	0.000483	2.55402E-06	0.000770	
	February	105.2535	23.9053	0.094995	0.002013	0.010958	0.0055251	0.037591	0.384963	0.000287	2.8529E-04	0.0090606	2.1030E-04	0.0003947	9.34304E-05	0.000211	0.164788	0.000146	0.0586808	0.000574	2.71029E-06	0.000797	
	March	126.2740	30.3174	0.116506	0.002606	0.012276	0.0058490	0.044485	0.353945	0.000333	3.3077E-04	0.0112101	2.9899E-04	0.0004686	1.19275E-04	0.000234	0.177738	0.000159	0.0741904	0.000760	3.18707E-06	0.000983	
	April	110.5457	23.0472	0.651126	0.014940	0.081442	0.0022979	0.044071	1.467510	0.000311	2.8154E-04	0.0124317	4.3462E-04	0.0006480	8.68891E-05	0.000185	0.081547	0.000281	0.0594215	0.000729	3.01772E-06	0.000876	
	May	163.0473	52.1547	1.152112	0.027948	0.147828	0.0136951	0.096831	5.880088	0.000552	5.2936E-04	0.0496533	1.4751E-03	0.0012340	2.28311E-04	0.000803	0.186552	0.000611	0.1530450	0.001732	5.89221E-06	0.001639	
	June	150.2665	48.3100	1.079351	0.026812	0.138382	0.0160171	0.077781	3.668507	0.000569	5.3717E-04	0.0376951	1.1407E-03	0.0009657	1.98070E-04	0.000662	0.115754	0.000499	0.1362299	0.001592	5.48274E-06	0.001242	
	July	159.9966	52.5365	1.090502	0.026922	0.145394	0.0170679	0.094819	5.771195	0.000464	4.8099E-04	0.0403112	1.4081E-03	0.0009986	2.17464E-04	0.000714	0.116671	0.000400	0.1367271	0.001534	6.99938E-06	0.001480	
	August	154.9591	49.0881	0.967593	0.024239	0.129386	0.0164254	0.092725	6.080497	0.000444	4.3809E-04	0.0343195	1.4013E-03	0.0009098	1.95796E-04	0.000582	0.084942	0.000338	0.1246559	0.001518	6.06087E-06	0.001456	
	September	164.0616	54.0610	1.037229	0.025099	0.135745	0.0144544	0.100683	6.453473	0.000502	5.0629E-04	0.0342275	1.4276E-03	0.0009017	2.21932E-04	0.000574	0.103837	0.000327	0.1293781	0.001396	5.69507E-06	0.001758	
	October	130.5422	37.5040	0.730867	0.016781	0.090626	0.0146692	0.080840	5.125488	0.000333	3.3558E-04	0.0261853	9.7128E-04	0.0005502	1.08801E-04	0.000366	0.059426	0.000172	0.0718337	0.000782	4.27238E-06	0.001322	
	November	94.8255	20.6332	0.077516	0.001768	0.008179	0.0053640	0.034603	0.388554	0.000261	2.6024E-04	0.0078542	1.5021E-04	0.0002941	8.58269E-05	0.000178	0.120938	0.000089	0.0480389	0.000438	2.39522E-06	0.000715	
	December	89.4487	19.1441	0.077606	0.001798	0.007547	0.0051460	0.029790	0.309100	0.000252	2.5112E-04	0.0078045	1.4208E-04	0.0002613	7.34834E-05	0.000156	0.080341	0.000086	0.0317635	0.000419	2.34123E-06	0.000685	
Year 14	January	102.5768	22.0397	0.089117	0.001784	0.012321	0.0053597	0.036430	0.368298	0.000320	3.3267E-04	0.0073747	1.7279E-04	0.0003208	7.76952E-05	0.000170	0.135945	0.000099	0.0478591	0.000484	2.50655E-06	0.000773	
	February	105.8091	24.0233	0.095434	0.002016	0.011014	0.0055256	0.037719	0.386944	0.000287	2.8611E-04	0.0089549	2.1021E-04	0.0003958	9.39959E-05	0.000206	0.167335	0.000147	0.0590839	0.000575	2.64806E-06	0.000800	
	March	126.9939	30.4620	0.117044	0.002610	0.012310	0.0058494	0.044627	0.355144	0.000334	3.3181E-04	0.0110711	2.9890E-04	0.0004692	1.19801E-04	0.000227	0.180060	0.000159	0.0745520	0.000761	3.10689E-06	0.000987	
	April	110.6119	22.3012	0.616636	0.014148	0.077074	0.0022179	0.040805	1.35579														

		Uranium (U) Total	Zinc (Zn) Total	Dissolved Organic Carbon
		mg/L	mg/L	mg/L
Year 11	January	0.001535	0.013712	0.817959
	February	0.001663	0.016693	0.625595
	March	0.002177	0.020230	0.658258
	April	0.005403	0.013528	0.817259
	May	0.010238	0.031326	1.735456
	June	0.008858	0.027545	1.001964
	July	0.008677	0.027251	1.116284
	August	0.007085	0.021985	1.091258
	September	0.007580	0.028199	1.177829
	October	0.005475	0.013523	1.005016
	November	0.001336	0.013509	0.723822
	December	0.001330	0.012290	0.753222
Year 12	January	0.001541	0.013862	0.822284
	February	0.001670	0.016928	0.626581
	March	0.002187	0.020483	0.660015
	April	0.005413	0.013710	0.831255
	May	0.010247	0.031683	1.788056
	June	0.008864	0.027739	1.019920
	July	0.008686	0.027534	1.138312
	August	0.007093	0.022171	1.114882
	September	0.007595	0.028640	1.198871
	October	0.005485	0.013659	1.016946
	November	0.001342	0.013745	0.727609
	December	0.001336	0.012498	0.757795
Year 13	January	0.001547	0.014012	0.826610
	February	0.001677	0.017164	0.627567
	March	0.002197	0.020736	0.661772
	April	0.005423	0.013891	0.845251
	May	0.010255	0.032039	1.840657
	June	0.008870	0.027933	1.037875
	July	0.008696	0.027816	1.160340
	August	0.007100	0.022357	1.138506
	September	0.007610	0.029082	1.219913
	October	0.005495	0.013796	1.028875
	November	0.001347	0.013981	0.731396
	December	0.001342	0.012706	0.762368
Year 14	January	0.001552	0.014150	0.830575
	February	0.001682	0.017360	0.628389
	March	0.002205	0.020926	0.663090
	April	0.005064	0.014021	0.854582
	May	0.008557	0.032287	1.871340
	June	0.007837	0.028054	1.046853
	July	0.006977	0.027974	1.169518
	August	0.005279	0.022462	1.146381
	September	0.005710	0.029237	1.225173
	October	0.003980	0.013854	1.030863
	November	0.001348	0.014000	0.731712
	December	0.001342	0.012706	0.762368

		Hardness (from Total)	Sulphate dissolved	Nitrate (N)	Nitrite (N)	Ammonia (N)	Phosphorus (P)	Fluoride (F)	Chloride (Cl)	Cyanide Total	Cyanide Weak Acid Dissociable	Aluminum (Al) Total	Antimony (Sb) Total	Arsenic (As) Total	Cadmium (Cd) Total	Copper (Cu) Total	Iron (Fe) Total	Lead (Pb) Total	Manganese (Mn) Total	Nickel (Ni) Total	Silver (Ag) Total	Selenium (Se) Total
		mg/L	mg/L	mg/L	mg/L	mg/L	mg/L	mg/L	mg/L	mg/L	mg/L	mg/L	mg/L	mg/L	mg/L	mg/L	mg/L	mg/L	mg/L	mg/L	mg/L	mg/L
Year 15	January	65.7830	9.7557	0.047764	0.000669	0.004138	0.0048330	0.021818	0.297552	0.000201	2.0595E-04	0.0041694	7.6275E-06	0.0001097	1.39800E-05	0.000072	0.037790	0.000011	0.0059972	0.000120	1.67170E-06	0.000406
	February	64.7872	9.6147	0.047217	0.000666	0.003400	0.0048482	0.021419	0.298992	0.000187	1.8812E-04	0.0044016	7.7544E-06	0.0001172	1.47274E-05	0.000076	0.041118	0.000018	0.0065998	0.000123	1.66379E-06	0.000394
	March	64.8456	9.5411	0.046941	0.000665	0.003000	0.0048445	0.021190	0.284879	0.000187	1.8794E-04	0.0043684	7.9738E-06	0.0001072	1.26202E-05	0.000069	0.031151	0.000009	0.0049598	0.000120	1.66198E-06	0.000392
	April	75.9276	9.5369	0.508941	0.011019	0.061754	0.0018584	0.027359	0.280946	0.000189	1.7971E-04	0.0065641	4.5839E-04	0.0008326	3.78135E-05	0.000074	0.025398	0.000172	0.0088126	0.000265	2.39221E-06	0.000755
	May	87.3564	20.1479	0.863118	0.019573	0.106546	0.0114455	0.051283	0.309457	0.000196	1.9451E-04	0.0220307	2.0977E-03	0.0025792	1.13132E-04	0.000291	0.029808	0.000236	0.0255138	0.000577	5.11070E-06	0.001761
	June	76.2207	14.9058	0.807964	0.018750	0.099307	0.0150034	0.039978	0.306608	0.000213	2.0972E-04	0.0213330	1.2786E-03	0.0015789	7.51615E-05	0.000303	0.020931	0.000191	0.0162268	0.000433	3.95356E-06	0.001051
	July	88.9478	22.4493	0.822064	0.019154	0.104467	0.0157916	0.052680	0.292542	0.000193	1.9798E-04	0.0210310	2.1252E-03	0.0025090	1.39028E-04	0.000317	0.019171	0.000173	0.0280227	0.000623	5.66784E-06	0.001696
	August	92.9570	23.9312	0.728008	0.017132	0.094894	0.0149842	0.054816	0.253656	0.000178	1.7849E-04	0.0168823	2.2534E-03	0.0026385	1.52698E-04	0.000274	0.013714	0.000138	0.0301072	0.000681	5.78531E-06	0.001888
	September	86.8015	21.5702	0.757750	0.017566	0.097332	0.0131102	0.052048	0.342608	0.000236	2.4013E-04	0.0146344	1.3499E-03	0.0015110	8.72897E-05	0.000197	0.012759	0.000073	0.0217645	0.000440	4.80339E-06	0.001485
	October	82.7256	19.9952	0.551320	0.012282	0.066926	0.0135369	0.046414	0.304868	0.000175	1.7616E-04	0.0134109	1.0764E-03	0.0012085	6.68414E-05	0.000163	0.012171	0.000057	0.0177393	0.000362	4.16504E-06	0.001318
	November	64.2409	9.7063	0.045606	0.000709	0.003168	0.0048443	0.021570	0.303410	0.000187	1.8793E-04	0.0043719	8.5291E-06	0.0001094	1.81155E-05	0.000077	0.034018	0.000011	0.0073375	0.000121	1.66188E-06	0.000399
	December	63.1750	9.4421	0.046129	0.000733	0.003059	0.0047894	0.020379	0.281660	0.000185	1.8640E-04	0.0044202	8.1562E-06	0.0001026	1.55920E-05	0.000072	0.023681	0.000011	0.0032064	0.000120	1.65960E-06	0.000395
Year 16	January	65.7830	9.7557	0.047764	0.000669	0.004138	0.0048330	0.021818	0.297552	0.000201	2.0595E-04	0.0041694	7.6275E-06	0.0001097	1.39800E-05	0.000072	0.037790	0.000011	0.0059972	0.000120	1.67170E-06	0.000406
	February	64.7872	9.6147	0.047217	0.000666	0.003400	0.0048482	0.021419	0.298992	0.000187	1.8812E-04	0.0044016	7.7544E-06	0.0001172	1.47274E-05	0.000076	0.041118	0.000018	0.0065998	0.000123	1.66379E-06	0.000394
	March	64.8456	9.5411	0.046941	0.000665	0.003000	0.0048445	0.021190	0.284879	0.000187	1.8794E-04	0.0043684	7.9738E-06	0.0001072	1.26202E-05	0.000069	0.031151	0.000009	0.0049598	0.000120	1.66198E-06	0.000392
	April	75.9276	9.5369	0.480538	0.010366	0.058163	0.0018584	0.027359	0.280946	0.000189	1.7971E-04	0.0065641	4.5839E-04	0.0008326	3.78135E-05	0.000074	0.025398	0.000172	0.0088126	0.000265	2.39221E-06	0.000755
	May	87.3564	20.1479	0.810681	0.018367	0.099916	0.0114455	0.051283	0.309457	0.000196	1.9451E-04	0.0220307	2.0977E-03	0.0025792	1.13132E-04	0.000291	0.029808	0.000236	0.0255138	0.000577	5.11070E-06	0.001761
	June	76.2207	14.9058	0.757991	0.017601	0.092988	0.0150034	0.039978	0.306608	0.000213	2.0972E-04	0.0213330	1.2786E-03	0.0015789	7.51615E-05	0.000303	0.020931	0.000191	0.0162268	0.000433	3.95356E-06	0.001051
	July	88.9478	22.4493	0.770609	0.017971	0.097961	0.0157916	0.052680	0.292542	0.000193	1.9798E-04	0.0210310	2.1252E-03	0.0025090	1.39028E-04	0.000317	0.019171	0.000173	0.0280227	0.000623	5.66784E-06	0.001696
	August	92.9570	23.9312	0.682129	0.016077	0.089093	0.0149842	0.054816	0.253656	0.000178	1.7849E-04	0.0168823	2.2534E-03	0.0026385	1.52698E-04	0.000274	0.013714	0.000138	0.0301072	0.000681	5.78531E-06	0.001888
	September	86.8015	21.5702	0.710289	0.016475	0.091331	0.0131102	0.052048	0.342608	0.000236	2.4013E-04	0.0146344	1.3499E-03	0.0015110	8.72897E-05	0.000197	0.012759	0.000073	0.0217645	0.000440	4.80339E-06	0.001485
	October	82.7256	19.9952	0.518695	0.011532	0.062801	0.0135369	0.046414	0.304868	0.000175	1.7616E-04	0.0134109	1.0764E-03	0.0012085	6.68414E-05	0.000163	0.012171	0.000057	0.0177393	0.000362	4.16504E-06	0.001318
	November	64.2409	9.7063	0.045606	0.000709	0.003168	0.0048443	0.021570	0.303410	0.000187	1.8793E-04	0.0043719	8.5291E-06	0.0001094	1.81155E-05	0.000077	0.034018	0.000011	0.0073375	0.000121	1.66188E-06	0.000399
	December	63.1750	9.4421	0.046129	0.000733	0.003059	0.0047894	0.020379	0.281660	0.000185	1.8640E-04	0.0044202	8.1562E-06	0.0001026	1.55920E-05	0.000072	0.023681	0.000011	0.0032064	0.000120	1.65960E-06	0.000395
Year 17	January	65.7830	9.7557	0.047764	0.000669	0.004138	0.0048330	0.021818	0.297552	0.000201	2.0595E-04	0.0041694	7.6275E-06	0.0001097	1.39800E-05	0.000072	0.037790	0.000011	0.0059972	0.000120	1.67170E-06	0.000406
	February	64.7872	9.6147	0.047217	0.000666	0.003400	0.0048482	0.021419	0.298992	0.000187	1.8812E-04	0.0044016	7.7544E-06	0.0001172	1.47274E-05	0.000076	0.041118	0.000018	0.0065998	0.000123	1.66379E-06	0.000394
	March	64.8456	9.5411	0.046941	0.000665	0.003000	0.0048445	0.021190	0.284879	0.000187	1.8794E-04	0.0043684	7.9738E-06	0.0001072	1.26202E-05	0.000069	0.031151	0.000009	0.0049598	0.000120	1.66198E-06	0.000392
	April	75.9276	9.5369	0.453963	0.009755	0.054803	0.0018584	0.027359	0.280946	0.000189	1.7971E-04	0.0065641	4.5839E-04	0.0008326	3.78135E-05	0.000074	0.025398	0.000172	0.0088126	0.000265	2.39221E-06	0.000755
	May	87.3564	20.1479	0.761621	0.017240	0.093713	0.0114455	0.051283	0.309457	0.000196	1.9451E-04	0.0220307	2.0977E-03	0.0025792	1.13132E-04	0.000291	0.029808	0.000236	0.0255138	0.000577	5.11070E-06	0.001761
	June	76.2207	14.9058	0.711236	0.016526	0.087077	0.0150034	0.039978	0.306608	0.000213	2.0972E-04	0.0213330	1.2786E-03	0.0015789	7.51615E-05	0.000303	0.020931	0.000191	0.0162268	0.000433	3.95356E-06	0.001051
	July	88.9478	22.4493	0.722470	0.016865	0.091874	0.0157916	0.052680	0.292542	0.000193	1.9798E-04	0.0210310	2.1252E-03	0.0025090	1.39028E-04	0.000317	0.019171	0.000173	0.0280227	0.000623	5.66784E-06	0.001696
	August	92.9570	23.9312	0.639205	0.015090	0.083666	0.0149842	0.054816	0.253656	0.000178	1.7849E-04	0.0168823	2.2534E-03	0.0026385	1.52698E-04	0.000274	0.013714	0.000138	0.0301072	0.000681	5.78531E-06	0.001888
	September	86.8015	21.5702	0.665898	0.015454	0.085718	0.0131102	0.052048	0.342608	0.000236	2.4013E-04	0.0146344	1.3499E-03	0.0015110	8.72897E-05	0.000197	0.012759	0.000073	0.0217645	0.000440	4.80339E-06	0.001485
	October	82.7256	19.9952	0.488180	0.010830	0.058943	0.0135369	0.046414	0.304868	0.000175	1.7616E-04	0.0134109	1.0764E-03	0.0012085	6.68414E-05	0.000163	0.012171	0.000057	0.0177393	0.000362	4.16504E-06	0.001318
	November	64.2409	9.7063	0.045606	0.000709	0.003168	0.0048443	0.021570	0.303410	0.000187	1.8793E-04	0.0043719	8.5291E-06	0.0001094	1.81155E-05	0.000077	0.034018	0.000011	0.0073375	0.000121	1.66188E-06	0.000399
	December	63.1750	9.4421	0.046129	0.000733	0.003059	0.0047894	0.020379	0.281660	0.000185	1.8640E-04	0.0044202	8.1562E-06	0.0001026	1.55920E-05	0.000072	0.023681	0.000011	0.0032064	0.000120	1.65960E-06	0.000395
Year 18	January	65.7830	9.7557	0.047764	0.000669	0.004138	0.0048330	0.021818	0.297552	0.000201	2.0595E-04	0.0041694	7.6275E-06	0.0001097	1.39800E-05	0.000072	0.037790	0.000011	0.0059972	0.000120	1.67170E-06	0.000406
	February	64.7872	9.6147	0.047217	0.000666	0.003400	0.0048482	0.021419	0.298992	0.000187	1.8812E-04	0.0044016	7.7544E-06	0.0001172	1.47274E-05	0.000076	0.041118	0.000018	0.0065998	0.000123	1.66379E-06	0.000394
	March	64.8456	9.5411	0.046941	0.000665	0.003000	0.0048445	0.021190	0.284879	0.000187	1.8794E-04	0.0043684	7.9738E-06	0.0001072	1.26202E-05	0.000069	0.031151	0.000009	0.0049598	0.000120	1.66198E-06	0.000392
	April	75.9276	9.5369	0.429099	0.009183	0.051659	0.0018584	0.027359	0.280946	0.000189	1.7971E-04	0.0065641	4.5839E-04	0								

		Uranium (U) Total	Zinc (Zn) Total	Dissolved Organic Carbon
		mg/L	mg/L	mg/L
Year 15	January	0.000633	0.002790	0.653294
	February	0.000616	0.003028	0.595069
	March	0.000622	0.002376	0.597804
	April	0.004038	0.005034	0.660823
	May	0.006396	0.009915	0.778267
	June	0.005500	0.007733	0.682166
	July	0.005134	0.010339	0.682478
	August	0.003807	0.009624	0.644020
	September	0.003639	0.006633	0.746397
	October	0.002990	0.004828	0.664427
	November	0.000606	0.002959	0.625276
	December	0.000615	0.002770	0.636332
Year 16	January	0.000633	0.002790	0.653294
	February	0.000616	0.003028	0.595069
	March	0.000622	0.002376	0.597804
	April	0.004038	0.005034	0.660823
	May	0.006396	0.009915	0.778267
	June	0.005500	0.007733	0.682166
	July	0.005134	0.010339	0.682478
	August	0.003807	0.009624	0.644020
	September	0.003639	0.006633	0.746397
	October	0.002990	0.004828	0.664427
	November	0.000606	0.002959	0.625276
	December	0.000615	0.002770	0.636332
Year 17	January	0.000633	0.002790	0.653294
	February	0.000616	0.003028	0.595069
	March	0.000622	0.002376	0.597804
	April	0.004038	0.005034	0.660823
	May	0.006396	0.009915	0.778267
	June	0.005500	0.007733	0.682166
	July	0.005134	0.010339	0.682478
	August	0.003807	0.009624	0.644020
	September	0.003639	0.006633	0.746397
	October	0.002990	0.004828	0.664427
	November	0.000606	0.002959	0.625276
	December	0.000615	0.002770	0.636332
Year 18	January	0.000633	0.002790	0.653294
	February	0.000616	0.003028	0.595069
	March	0.000622	0.002376	0.597804
	April	0.004038	0.005034	0.660823
	May	0.006396	0.009915	0.778267
	June	0.005500	0.007733	0.682166
	July	0.005134	0.010339	0.682478
	August	0.003807	0.009624	0.644020
	September	0.003639	0.006633	0.746397
	October	0.002990	0.004828	0.664427
	November	0.000606	0.002959	0.625276
	December	0.000615	0.002770	0.636332

		Hardness (from Total)	Sulphate dissolved	Nitrate (N)	Nitrite (N)	Ammonia (N)	Phosphorus (P)	Fluoride (F)	Chloride (Cl)	Cyanide Total	Cyanide Weak Acid Dissociable	Aluminum (Al) Total	Antimony (Sb) Total	Arsenic (As) Total	Cadmium (Cd) Total	Copper (Cu) Total	Iron (Fe) Total	Lead (Pb) Total	Manganese (Mn) Total	Nickel (Ni) Total	Silver (Ag) Total	Selenium (Se) Total
		mg/L	mg/L	mg/L	mg/L	mg/L	mg/L	mg/L	mg/L	mg/L	mg/L	mg/L	mg/L	mg/L	mg/L	mg/L	mg/L	mg/L	mg/L	mg/L	mg/L	mg/L
Year 19	January	65.7830	9.7557	0.047764	0.000669	0.004138	0.0048330	0.021818	0.297552	0.000201	2.0595E-04	0.0041694	7.6275E-06	0.0001097	1.39800E-05	0.000072	0.037790	0.000011	0.0059972	0.000120	1.67170E-06	0.000406
	February	64.7872	9.6147	0.047217	0.000666	0.003400	0.0048482	0.021419	0.298992	0.000187	1.8812E-04	0.0044016	7.7544E-06	0.0001172	1.47274E-05	0.000076	0.041118	0.000018	0.0065998	0.000123	1.66379E-06	0.000394
	March	64.8456	9.5411	0.046941	0.000665	0.003000	0.0048445	0.021190	0.284879	0.000187	1.8794E-04	0.0043684	7.9738E-06	0.0001072	1.26202E-05	0.000069	0.031151	0.000009	0.0049598	0.000120	1.66198E-06	0.000392
	April	75.9276	9.5369	0.405835	0.008648	0.048718	0.0018584	0.027359	0.280946	0.000189	1.7971E-04	0.0065641	4.5839E-04	0.0008326	3.78135E-05	0.000074	0.025398	0.000172	0.0088126	0.000265	2.39221E-06	0.000755
	May	87.3564	20.1479	0.672773	0.015197	0.082480	0.0114455	0.051283	0.309457	0.000196	1.9451E-04	0.0220307	2.0977E-03	0.0025792	1.13132E-04	0.000291	0.029808	0.000236	0.0255138	0.000577	5.11070E-06	0.001761
	June	76.2207	14.9058	0.626563	0.014580	0.076371	0.0150034	0.039978	0.306608	0.000213	2.0972E-04	0.0213330	1.2786E-03	0.0015789	7.51615E-05	0.000303	0.020931	0.000191	0.0162268	0.000433	3.95356E-06	0.001051
	July	88.9478	22.4493	0.635294	0.014861	0.080852	0.0157916	0.052680	0.292542	0.000193	1.9798E-04	0.0210310	2.1252E-03	0.0025090	1.39028E-04	0.000317	0.019171	0.000173	0.0280227	0.000623	5.66784E-06	0.001696
	August	92.9570	23.9312	0.561475	0.013304	0.073838	0.0149842	0.054816	0.253656	0.000178	1.7849E-04	0.0168823	2.2534E-03	0.0026385	1.52698E-04	0.000274	0.013714	0.000138	0.0301072	0.000681	5.78531E-06	0.001888
	September	86.8015	21.5702	0.585539	0.013607	0.075558	0.0131102	0.052048	0.342608	0.000236	2.4013E-04	0.0146344	1.3499E-03	0.0015110	8.72897E-05	0.000197	0.012759	0.000073	0.0217645	0.000440	4.80339E-06	0.001485
	October	82.7256	19.9952	0.432940	0.009561	0.051959	0.0135369	0.046414	0.304868	0.000175	1.7616E-04	0.0134109	1.0764E-03	0.0012085	6.68414E-05	0.000163	0.012171	0.000057	0.0177393	0.000362	4.16504E-06	0.001318
	November	64.2409	9.7063	0.045606	0.000709	0.003168	0.0048443	0.021570	0.303410	0.000187	1.8793E-04	0.0043719	8.5291E-06	0.0001094	1.81155E-05	0.000077	0.034018	0.000011	0.0073375	0.000121	1.66188E-06	0.000399
	December	63.1750	9.4421	0.046129	0.000733	0.003059	0.0047894	0.020379	0.281660	0.000185	1.8640E-04	0.0044202	8.1562E-06	0.0001026	1.55920E-05	0.000072	0.023681	0.000011	0.0032064	0.000120	1.65960E-06	0.000395
Year 20	January	65.7830	9.7557	0.047764	0.000669	0.004138	0.0048330	0.021818	0.297552	0.000201	2.0595E-04	0.0041694	7.6275E-06	0.0001097	1.39800E-05	0.000072	0.037790	0.000011	0.0059972	0.000120	1.67170E-06	0.000406
	February	64.7872	9.6147	0.047217	0.000666	0.003400	0.0048482	0.021419	0.298992	0.000187	1.8812E-04	0.0044016	7.7544E-06	0.0001172	1.47274E-05	0.000076	0.041118	0.000018	0.0065998	0.000123	1.66379E-06	0.000394
	March	64.8456	9.5411	0.046941	0.000665	0.003000	0.0048445	0.021190	0.284879	0.000187	1.8794E-04	0.0043684	7.9738E-06	0.0001072	1.26202E-05	0.000069	0.031151	0.000009	0.0049598	0.000120	1.66198E-06	0.000392
	April	75.9276	9.5369	0.384068	0.008148	0.045966	0.0018584	0.027359	0.280946	0.000189	1.7971E-04	0.0065641	4.5839E-04	0.0008326	3.78135E-05	0.000074	0.025398	0.000172	0.0088126	0.000265	2.39221E-06	0.000755
	May	87.3564	20.1479	0.632591	0.014273	0.077399	0.0114455	0.051283	0.309457	0.000196	1.9451E-04	0.0220307	2.0977E-03	0.0025792	1.13132E-04	0.000291	0.029808	0.000236	0.0255138	0.000577	5.11070E-06	0.001761
	June	76.2207	14.9058	0.588269	0.013700	0.071529	0.0150034	0.039978	0.306608	0.000213	2.0972E-04	0.0213330	1.2786E-03	0.0015789	7.51615E-05	0.000303	0.020931	0.000191	0.0162268	0.000433	3.95356E-06	0.001051
	July	88.9478	22.4493	0.595870	0.013954	0.075868	0.0157916	0.052680	0.292542	0.000193	1.9798E-04	0.0210310	2.1252E-03	0.0025090	1.39028E-04	0.000317	0.019171	0.000173	0.0280227	0.000623	5.66784E-06	0.001696
	August	92.9570	23.9312	0.526323	0.012496	0.069394	0.0149842	0.054816	0.253656	0.000178	1.7849E-04	0.0168823	2.2534E-03	0.0026385	1.52698E-04	0.000274	0.013714	0.000138	0.0301072	0.000681	5.78531E-06	0.001888
	September	86.8015	21.5702	0.549212	0.012772	0.070965	0.0131102	0.052048	0.342608	0.000236	2.4013E-04	0.0146344	1.3499E-03	0.0015110	8.72897E-05	0.000197	0.012759	0.000073	0.0217645	0.000440	4.80339E-06	0.001485
	October	82.7256	19.9952	0.407968	0.008986	0.048801	0.0135369	0.046414	0.304868	0.000175	1.7616E-04	0.0134109	1.0764E-03	0.0012085	6.68414E-05	0.000163	0.012171	0.000057	0.0177393	0.000362	4.16504E-06	0.001318
	November	64.2409	9.7063	0.045606	0.000709	0.003168	0.0048443	0.021570	0.303410	0.000187	1.8793E-04	0.0043719	8.5291E-06	0.0001094	1.81155E-05	0.000077	0.034018	0.000011	0.0073375	0.000121	1.66188E-06	0.000399
	December	63.1750	9.4421	0.046129	0.000733	0.003059	0.0047894	0.020379	0.281660	0.000185	1.8640E-04	0.0044202	8.1562E-06	0.0001026	1.55920E-05	0.000072	0.023681	0.000011	0.0032064	0.000120	1.65960E-06	0.000395
Year 21	January	65.7830	9.7557	0.047764	0.000669	0.004138	0.0048330	0.021818	0.297552	0.000201	2.0595E-04	0.0041694	7.6275E-06	0.0001097	1.39800E-05	0.000072	0.037790	0.000011	0.0059972	0.000120	1.67170E-06	0.000406
	February	64.7872	9.6147	0.047217	0.000666	0.003400	0.0048482	0.021419	0.298992	0.000187	1.8812E-04	0.0044016	7.7544E-06	0.0001172	1.47274E-05	0.000076	0.041118	0.000018	0.0065998	0.000123	1.66379E-06	0.000394
	March	64.8456	9.5411	0.046941	0.000665	0.003000	0.0048445	0.021190	0.284879	0.000187	1.8794E-04	0.0043684	7.9738E-06	0.0001072	1.26202E-05	0.000069	0.031151	0.000009	0.0049598	0.000120	1.66198E-06	0.000392
	April	75.9276	9.5369	0.363702	0.007680	0.043391	0.0018584	0.027359	0.280946	0.000189	1.7971E-04	0.0065641	4.5839E-04	0.0008326	3.78135E-05	0.000074	0.025398	0.000172	0.0088126	0.000265	2.39221E-06	0.000755
	May	87.3564	20.1479	0.594995	0.013409	0.072646	0.0114455	0.051283	0.309457	0.000196	1.9451E-04	0.0220307	2.0977E-03	0.0025792	1.13132E-04	0.000291	0.029808	0.000236	0.0255138	0.000577	5.11070E-06	0.001761
	June	76.2207	14.9058	0.552440	0.012876	0.066999	0.0150034	0.039978	0.306608	0.000213	2.0972E-04	0.0213330	1.2786E-03	0.0015789	7.51615E-05	0.000303	0.020931	0.000191	0.0162268	0.000433	3.95356E-06	0.001051
	July	88.9478	22.4493	0.558985	0.013106	0.071204	0.0157916	0.052680	0.292542	0.000193	1.9798E-04	0.0210310	2.1252E-03	0.0025090	1.39028E-04	0.000317	0.019171	0.000173	0.0280227	0.000623	5.66784E-06	0.001696
	August	92.9570	23.9312	0.493435	0.011739	0.065235	0.0149842	0.054816	0.253656	0.000178	1.7849E-04	0.0168823	2.2534E-03	0.0026385	1.52698E-04	0.000274	0.013714	0.000138	0.0301072	0.000681	5.78531E-06	0.001888
	September	86.8015	21.5702	0.515234	0.011991	0.066669	0.0131102	0.052048	0.342608	0.000236	2.4013E-04	0.0146344	1.3499E-03	0.0015110	8.72897E-05	0.000197	0.012759	0.000073	0.0217645	0.000440	4.80339E-06	0.001485
	October	82.7256	19.9952	0.384611	0.008449	0.045848	0.0135369	0.046414	0.304868	0.000175	1.7616E-04	0.0134109	1.0764E-03	0.0012085	6.68414E-05	0.000163	0.012171	0.000057	0.0177393	0.000362	4.16504E-06	0.001318
	November	64.2409	9.7063	0.045606	0.000709	0.003168	0.0048443	0.021570	0.303410	0.000187	1.8793E-04	0.0043719	8.5291E-06	0.0001094	1.81155E-05	0.000077	0.034018	0.000011	0.0073375	0.000121	1.66188E-06	0.000399
	December	63.1750	9.4421	0.046129	0.000733	0.003059	0.0047894	0.020379	0.281660	0.000185	1.8640E-04	0.0044202	8.1562E-06	0.0001026	1.55920E-05	0.000072	0.023681	0.000011	0.0032064	0.000120	1.65960E-06	0.000395
Year 22	January	65.7830	9.7557	0.047764	0.000669	0.004138	0.0048330	0.021818	0.297552	0.000201	2.0595E-04	0.0041694	7.6275E-06	0.0001097	1.39800E-05	0.000072	0.037790	0.000011	0.0059972	0.000120	1.67170E-06	0.000406
	February	64.7872	9.6147	0.047217	0.000666	0.003400	0.0048482	0.021419	0.298992	0.000187	1.8812E-04	0.0044016	7.7544E-06	0.0001172	1.47274E-05	0.000076	0.041118	0.000018	0.0065998	0.000123	1.66379E-06	0.000394
	March	64.8456	9.5411	0.046941	0.000665	0.003000	0.0048445	0.021190	0.284879	0.000187	1.8794E-04	0.0043684	7.9738E-06	0.0001072	1.26202E-05	0.000069	0.031151	0.000009	0.0049598	0.000120	1.66198E-06	0.000392
	April	75.9276	9.5369	0.344646	0.007242	0.040981	0.0018584	0.027359	0.280946	0.000189	1.7971E-04	0.0065641	4.5839E-04									

		Uranium (U) Total	Zinc (Zn) Total	Dissolved Organic Carbon
		mg/L	mg/L	mg/L
Year 19	January	0.000633	0.002790	0.653294
	February	0.000616	0.003028	0.595069
	March	0.000622	0.002376	0.597804
	April	0.004038	0.005034	0.660823
	May	0.006396	0.009915	0.778267
	June	0.005500	0.007733	0.682166
	July	0.005134	0.010339	0.682478
	August	0.003807	0.009624	0.644020
	September	0.003639	0.006633	0.746397
	October	0.002990	0.004828	0.664427
	November	0.000606	0.002959	0.625276
	December	0.000615	0.002770	0.636332
Year 20	January	0.000633	0.002790	0.653294
	February	0.000616	0.003028	0.595069
	March	0.000622	0.002376	0.597804
	April	0.004038	0.005034	0.660823
	May	0.006396	0.009915	0.778267
	June	0.005500	0.007733	0.682166
	July	0.005134	0.010339	0.682478
	August	0.003807	0.009624	0.644020
	September	0.003639	0.006633	0.746397
	October	0.002990	0.004828	0.664427
	November	0.000606	0.002959	0.625276
	December	0.000615	0.002770	0.636332
Year 21	January	0.000633	0.002790	0.653294
	February	0.000616	0.003028	0.595069
	March	0.000622	0.002376	0.597804
	April	0.004038	0.005034	0.660823
	May	0.006396	0.009915	0.778267
	June	0.005500	0.007733	0.682166
	July	0.005134	0.010339	0.682478
	August	0.003807	0.009624	0.644020
	September	0.003639	0.006633	0.746397
	October	0.002990	0.004828	0.664427
	November	0.000606	0.002959	0.625276
	December	0.000615	0.002770	0.636332
Year 22	January	0.000633	0.002790	0.653294
	February	0.000616	0.003028	0.595069
	March	0.000622	0.002376	0.597804
	April	0.004038	0.005034	0.660823
	May	0.006396	0.009915	0.778267
	June	0.005500	0.007733	0.682166
	July	0.005134	0.010339	0.682478
	August	0.003807	0.009624	0.644020
	September	0.003639	0.006633	0.746397
	October	0.002990	0.004828	0.664427
	November	0.000606	0.002959	0.625276
	December	0.000615	0.002770	0.636332

		Hardness (from Total)	Sulphate dissolved	Nitrate (N)	Nitrite (N)	Ammonia (N)	Phosphorus (P)	Fluoride (F)	Chloride (Cl)	Cyanide Total	Cyanide Weak Acid Dissociable	Aluminum (Al) Total	Antimony (Sb) Total	Arsenic (As) Total	Cadmium (Cd) Total	Copper (Cu) Total	Iron (Fe) Total	Lead (Pb) Total	Manganese (Mn) Total	Nickel (Ni) Total	Silver (Ag) Total	Selenium (Se) Total	
		mg/L	mg/L	mg/L	mg/L	mg/L	mg/L	mg/L	mg/L	mg/L	mg/L	mg/L	mg/L	mg/L	mg/L	mg/L	mg/L	mg/L	mg/L	mg/L	mg/L	mg/L	mg/L
Year 23	January	65.7830	9.7557	0.047764	0.000669	0.004138	0.0048330	0.021818	0.297552	0.000201	2.0595E-04	0.0041694	7.6275E-06	0.0001097	1.39800E-05	0.000072	0.037790	0.000011	0.0059972	0.000120	1.67170E-06	0.000406	
	February	64.7872	9.6147	0.047217	0.000666	0.003400	0.0048482	0.021419	0.298992	0.000187	1.8812E-04	0.0044016	7.7544E-06	0.0001172	1.47274E-05	0.000076	0.041118	0.000018	0.0065998	0.000123	1.66379E-06	0.000394	
	March	64.8456	9.5411	0.046941	0.000665	0.003000	0.0048445	0.021190	0.284879	0.000187	1.8794E-04	0.0043684	7.9738E-06	0.0001072	1.26202E-05	0.000069	0.031151	0.000009	0.0049598	0.000120	1.66198E-06	0.000392	
	April	75.9276	9.5369	0.326815	0.006832	0.038727	0.0018584	0.027359	0.280946	0.000189	1.7971E-04	0.0065641	4.5839E-04	0.0008326	3.78135E-05	0.000074	0.025398	0.000172	0.0088126	0.000265	2.39221E-06	0.000755	
	May	87.3564	20.1479	0.526906	0.011844	0.064037	0.0114455	0.051283	0.309457	0.000196	1.9451E-04	0.0220307	2.0977E-03	0.0025792	1.13132E-04	0.000291	0.029808	0.000236	0.0255138	0.000577	5.11070E-06	0.001761	
	June	76.2207	14.9058	0.487551	0.011384	0.058795	0.0150034	0.039978	0.306608	0.000213	2.0972E-04	0.0213330	1.2786E-03	0.0015789	7.51615E-05	0.000303	0.020931	0.000191	0.0162268	0.000433	3.95356E-06	0.001051	
	July	88.9478	22.4493	0.492186	0.011571	0.062758	0.0157916	0.052680	0.292542	0.000193	1.9798E-04	0.0210310	2.1252E-03	0.0025090	1.39028E-04	0.000317	0.019171	0.000173	0.0280227	0.000623	5.66784E-06	0.001696	
	August	92.9570	23.9312	0.433873	0.010370	0.057705	0.0149842	0.054816	0.253656	0.000178	1.7849E-04	0.0168823	2.2534E-03	0.0026385	1.52698E-04	0.000274	0.013714	0.000138	0.0301072	0.000681	5.78531E-06	0.001888	
	September	86.8015	21.5702	0.453725	0.010577	0.058892	0.0131102	0.052048	0.342608	0.000236	2.4013E-04	0.0146344	1.3499E-03	0.0015110	8.72897E-05	0.000197	0.012759	0.000073	0.0217645	0.000440	4.80339E-06	0.001485	
	October	82.7256	19.9952	0.342328	0.007477	0.040502	0.0135369	0.046414	0.304868	0.000175	1.7616E-04	0.0134109	1.0764E-03	0.0012085	6.68414E-05	0.000163	0.012171	0.000057	0.0177393	0.000362	4.16504E-06	0.001318	
	November	64.2409	9.7063	0.045606	0.000709	0.003168	0.0048443	0.021570	0.303410	0.000187	1.8793E-04	0.0043719	8.5291E-06	0.0001094	1.81155E-05	0.000077	0.034018	0.000011	0.0073375	0.000121	1.66188E-06	0.000399	
	December	63.1750	9.4421	0.046129	0.000733	0.003059	0.0047894	0.020379	0.281660	0.000185	1.8640E-04	0.0044202	8.1562E-06	0.0001026	1.55920E-05	0.000072	0.023681	0.000011	0.0032064	0.000120	1.65960E-06	0.000395	
Year 24	January	65.7830	9.7557	0.047764	0.000669	0.004138	0.0048330	0.021818	0.297552	0.000201	2.0595E-04	0.0041694	7.6275E-06	0.0001097	1.39800E-05	0.000072	0.037790	0.000011	0.0059972	0.000120	1.67170E-06	0.000406	
	February	64.7872	9.6147	0.047217	0.000666	0.003400	0.0048482	0.021419	0.298992	0.000187	1.8812E-04	0.0044016	7.7544E-06	0.0001172	1.47274E-05	0.000076	0.041118	0.000018	0.0065998	0.000123	1.66379E-06	0.000394	
	March	64.8456	9.5411	0.046941	0.000665	0.003000	0.0048445	0.021190	0.284879	0.000187	1.8794E-04	0.0043684	7.9738E-06	0.0001072	1.26202E-05	0.000069	0.031151	0.000009	0.0049598	0.000120	1.66198E-06	0.000392	
	April	75.9276	9.5369	0.310132	0.006448	0.036617	0.0018584	0.027359	0.280946	0.000189	1.7971E-04	0.0065641	4.5839E-04	0.0008326	3.78135E-05	0.000074	0.025398	0.000172	0.0088126	0.000265	2.39221E-06	0.000755	
	May	87.3564	20.1479	0.496111	0.011136	0.060143	0.0114455	0.051283	0.309457	0.000196	1.9451E-04	0.0220307	2.0977E-03	0.0025792	1.13132E-04	0.000291	0.029808	0.000236	0.0255138	0.000577	5.11070E-06	0.001761	
	June	76.2207	14.9058	0.458203	0.010710	0.055084	0.0150034	0.039978	0.306608	0.000213	2.0972E-04	0.0213330	1.2786E-03	0.0015789	7.51615E-05	0.000303	0.020931	0.000191	0.0162268	0.000433	3.95356E-06	0.001051	
	July	88.9478	22.4493	0.461975	0.010876	0.058938	0.0157916	0.052680	0.292542	0.000193	1.9798E-04	0.0210310	2.1252E-03	0.0025090	1.39028E-04	0.000317	0.019171	0.000173	0.0280227	0.000623	5.66784E-06	0.001696	
	August	92.9570	23.9312	0.406937	0.009751	0.054299	0.0149842	0.054816	0.253656	0.000178	1.7849E-04	0.0168823	2.2534E-03	0.0026385	1.52698E-04	0.000274	0.013714	0.000138	0.0301072	0.000681	5.78531E-06	0.001888	
	September	86.8015	21.5702	0.425918	0.009938	0.055376	0.0131102	0.052048	0.342608	0.000236	2.4013E-04	0.0146344	1.3499E-03	0.0015110	8.72897E-05	0.000197	0.012759	0.000073	0.0217645	0.000440	4.80339E-06	0.001485	
	October	82.7256	19.9952	0.323213	0.007038	0.038085	0.0135369	0.046414	0.304868	0.000175	1.7616E-04	0.0134109	1.0764E-03	0.0012085	6.68414E-05	0.000163	0.012171	0.000057	0.0177393	0.000362	4.16504E-06	0.001318	
	November	64.2409	9.7063	0.045606	0.000709	0.003168	0.0048443	0.021570	0.303410	0.000187	1.8793E-04	0.0043719	8.5291E-06	0.0001094	1.81155E-05	0.000077	0.034018	0.000011	0.0073375	0.000121	1.66188E-06	0.000399	
	December	63.1750	9.4421	0.046129	0.000733	0.003059	0.0047894	0.020379	0.281660	0.000185	1.8640E-04	0.0044202	8.1562E-06	0.0001026	1.55920E-05	0.000072	0.023681	0.000011	0.0032064	0.000120	1.65960E-06	0.000395	
Year 25	January	65.7830	9.7557	0.047764	0.000669	0.004138	0.0048330	0.021818	0.297552	0.000201	2.0595E-04	0.0041694	7.6275E-06	0.0001097	1.39800E-05	0.000072	0.037790	0.000011	0.0059972	0.000120	1.67170E-06	0.000406	
	February	64.7872	9.6147	0.047217	0.000666	0.003400	0.0048482	0.021419	0.298992	0.000187	1.8812E-04	0.0044016	7.7544E-06	0.0001172	1.47274E-05	0.000076	0.041118	0.000018	0.0065998	0.000123	1.66379E-06	0.000394	
	March	64.8456	9.5411	0.046941	0.000665	0.003000	0.0048445	0.021190	0.284879	0.000187	1.8794E-04	0.0043684	7.9738E-06	0.0001072	1.26202E-05	0.000069	0.031151	0.000009	0.0049598	0.000120	1.66198E-06	0.000392	
	April	75.9276	9.5369	0.294521	0.006090	0.034644	0.0018584	0.027359	0.280946	0.000189	1.7971E-04	0.0065641	4.5839E-04	0.0008326	3.78135E-05	0.000074	0.025398	0.000172	0.0088126	0.000265	2.39221E-06	0.000755	
	May	87.3564	20.1479	0.467296	0.010473	0.056500	0.0114455	0.051283	0.309457	0.000196	1.9451E-04	0.0220307	2.0977E-03	0.0025792	1.13132E-04	0.000291	0.029808	0.000236	0.0255138	0.000577	5.11070E-06	0.001761	
	June	76.2207	14.9058	0.430742	0.010078	0.051612	0.0150034	0.039978	0.306608	0.000213	2.0972E-04	0.0213330	1.2786E-03	0.0015789	7.51615E-05	0.000303	0.020931	0.000191	0.0162268	0.000433	3.95356E-06	0.001051	
	July	88.9478	22.4493	0.433710	0.010226	0.055365	0.0157916	0.052680	0.292542	0.000193	1.9798E-04	0.0210310	2.1252E-03	0.0025090	1.39028E-04	0.000317	0.019171	0.000173	0.0280227	0.000623	5.66784E-06	0.001696	
	August	92.9570	23.9312	0.381733	0.009172	0.051112	0.0149842	0.054816	0.253656	0.000178	1.7849E-04	0.0168823	2.2534E-03	0.0026385	1.52698E-04	0.000274	0.013714	0.000138	0.0301072	0.000681	5.78531E-06	0.001888	
	September	86.8015	21.5702	0.399909	0.009340	0.052088	0.0131102	0.052048	0.342608	0.000236	2.4013E-04	0.0146344	1.3499E-03	0.0015110	8.72897E-05	0.000197	0.012759	0.000073	0.0217645	0.000440	4.80339E-06	0.001485	
	October	82.7256	19.9952	0.305334	0.006627	0.035825	0.0135369	0.046414	0.304868	0.000175	1.7616E-04	0.0134109	1.0764E-03	0.0012085	6.68414E-05	0.000163	0.012171	0.000057	0.0177393	0.000362	4.16504E-06	0.001318	
	November	64.2409	9.7063	0.045606	0.000709	0.003168	0.0048443	0.021570	0.303410	0.000187	1.8793E-04	0.0043719	8.5291E-06	0.0001094	1.81155E-05	0.000077	0.034018	0.000011	0.0073375	0.000121	1.66188E-06	0.000399	
	December	63.1750	9.4421	0.046129	0.000733	0.003059	0.0047894	0.020379	0.281660	0.000185	1.8640E-04	0.0044202	8.1562E-06	0.0001026	1.55920E-05	0.000072	0.023681	0.000011	0.0032064	0.000120	1.65960E-06	0.000395	
Year 26	January	256.4598	118.9922	0.037523	0.005314	0.032567	0.0248051	0.100633	8.388903	0.000219	2.0739E-04	0.0284660	3.2021E-03	0.0018961	3.35435E-05	0.002591	0.360352	0.001780	0.2178836	0.001525	8.64836E-06	0.000302	
	February	275.9063	130.3806	0.036135	0.005800	0.035113	0.0269125	0.108677	9.239407	0.000212	1.9700E-04	0.0311562	3.5376E-03	0.0020882	2.37928E-05	0.002858	0.396210	0.001970	0.2404910	0.001675	9.37664E-06	0.001051	
	March	316.1584	153.3368	0.033906	0.006777	0.040945	0.0311133	0.125180	#####	0.000217	1.9869E-04	0.0362343	4.2097E-03	0.0024582	1.00383E-05	0.003383	0.458665	0.002337	0.2841696	0.001969	1.08448E-05	0.001176	
	April	236.9467	101.8384	0.214603	0.008392	0.049574	0.0196452	0.093285	7.095413	0.000217	1.9855E-04	0.0265765	3.										

		Uranium (U) Total	Zinc (Zn) Total	Dissolved Organic Carbon
		mg/L	mg/L	mg/L
Year 23	January	0.000633	0.002790	0.653294
	February	0.000616	0.003028	0.595069
	March	0.000622	0.002376	0.597804
	April	0.004038	0.005034	0.660823
	May	0.006396	0.009915	0.778267
	June	0.005500	0.007733	0.682166
	July	0.005134	0.010339	0.682478
	August	0.003807	0.009624	0.644020
	September	0.003639	0.006633	0.746397
	October	0.002990	0.004828	0.664427
	November	0.000606	0.002959	0.625276
	December	0.000615	0.002770	0.636332
Year 24	January	0.000633	0.002790	0.653294
	February	0.000616	0.003028	0.595069
	March	0.000622	0.002376	0.597804
	April	0.004038	0.005034	0.660823
	May	0.006396	0.009915	0.778267
	June	0.005500	0.007733	0.682166
	July	0.005134	0.010339	0.682478
	August	0.003807	0.009624	0.644020
	September	0.003639	0.006633	0.746397
	October	0.002990	0.004828	0.664427
	November	0.000606	0.002959	0.625276
	December	0.000615	0.002770	0.636332
Year 25	January	0.000633	0.002790	0.653294
	February	0.000616	0.003028	0.595069
	March	0.000622	0.002376	0.597804
	April	0.004038	0.005034	0.660823
	May	0.006396	0.009915	0.778267
	June	0.005500	0.007733	0.682166
	July	0.005134	0.010339	0.682478
	August	0.003807	0.009624	0.644020
	September	0.003639	0.006633	0.746397
	October	0.002990	0.004828	0.664427
	November	0.000606	0.002959	0.625276
	December	0.000615	0.002770	0.636332
Year 26	January	0.001148	0.003388	0.413414
	February	0.000823	0.002798	0.353790
	March	0.000429	0.001469	0.309571
	April	0.007232	0.012708	0.492170
	May	0.010021	0.018241	0.631606
	June	0.008234	0.014477	0.511545
	July	0.007646	0.015778	0.521146
	August	0.006571	0.015099	0.488714
	September	0.006893	0.015817	0.562584
	October	0.004832	0.010734	0.484401
	November	0.002285	0.006076	0.445669
	December	0.001652	0.004536	0.430210

		Hardness (from Total)	Sulphate dissolved	Nitrate (N)	Nitrite (N)	Ammonia (N)	Phosphorus (P)	Fluoride (F)	Chloride (Cl)	Cyanide Total	Cyanide Weak Acid Dissociable	Aluminum (Al) Total	Antimony (Sb) Total	Arsenic (As) Total	Cadmium (Cd) Total	Copper (Cu) Total	Iron (Fe) Total	Lead (Pb) Total	Manganese (Mn) Total	Nickel (Ni) Total	Silver (Ag) Total	Selenium (Se) Total	
		mg/L	mg/L	mg/L	mg/L	mg/L	mg/L	mg/L	mg/L	mg/L	mg/L	mg/L	mg/L	mg/L	mg/L	mg/L	mg/L	mg/L	mg/L	mg/L	mg/L	mg/L	mg/L
Year 27	January	256.4598	118.9922	0.037523	0.005314	0.032567	0.0248051	0.100633	8.388903	0.000219	2.0739E-04	0.0284660	3.2021E-03	0.0018961	3.35435E-05	0.002591	0.360352	0.001780	0.2178836	0.001525	8.64836E-06	0.000302	
	February	275.9063	130.3806	0.036135	0.005800	0.035113	0.0269125	0.108677	9.239407	0.000212	1.9700E-04	0.0311562	3.5376E-03	0.0020882	2.37928E-05	0.002858	0.396210	0.001970	0.2404910	0.001675	9.37664E-06	0.001051	
	March	316.1584	153.3368	0.033906	0.006777	0.040945	0.0311133	0.125180	#####	0.000217	1.9869E-04	0.0362343	4.2097E-03	0.0024582	1.00383E-05	0.003383	0.458665	0.002337	0.2841696	0.001969	1.08448E-05	0.001176	
	April	236.9467	101.8384	0.204423	0.008158	0.048287	0.0196452	0.093285	7.095413	0.000217	1.9855E-04	0.0265765	3.0262E-03	0.0021540	1.68761E-04	0.002192	0.301428	0.001617	0.1863367	0.001414	8.15552E-06	0.001784	
	May	211.8223	90.3594	0.341669	0.010734	0.060143	0.0235543	0.098576	5.630682	0.000219	2.0840E-04	0.0348218	2.8427E-03	0.0042218	2.52791E-04	0.001905	0.244892	0.001355	0.1611464	0.001419	9.12691E-06	0.002382	
	June	180.2550	75.8227	0.289891	0.009502	0.051147	0.0237117	0.079730	4.928864	0.000212	2.0142E-04	0.0307964	1.6685E-03	0.0033480	1.93341E-04	0.001686	0.208475	0.001159	0.1348409	0.001155	7.31406E-06	0.001635	
	July	200.5117	86.7723	0.296597	0.009929	0.055818	0.0254803	0.093815	5.284667	0.000204	1.9874E-04	0.0319998	3.5961E-03	0.0021214	2.30250E-04	0.001813	0.222283	0.001227	0.1535303	0.001371	9.01273E-06	0.002209	
	August	207.9237	90.3070	0.259706	0.009291	0.053558	0.0252777	0.097122	5.436728	0.000194	1.8473E-04	0.0293277	3.7547E-03	0.0031704	2.38491E-04	0.001835	0.225557	0.001239	0.1597552	0.001444	9.24424E-06	0.002377	
	September	216.8855	96.6105	0.276849	0.009691	0.055918	0.0250493	0.101619	5.842676	0.000240	2.3347E-04	0.0296632	3.9453E-03	0.0032862	2.39349E-04	0.001910	0.238796	0.001287	0.1686210	0.001447	9.57734E-06	0.002580	
	October	222.4148	100.3329	0.208362	0.007980	0.045681	0.0261518	0.100259	6.258162	0.000195	1.8515E-04	0.0295924	3.7166E-03	0.0029219	1.64137E-04	0.002014	0.256558	0.001366	0.1754624	0.001430	9.23069E-06	0.002107	
	November	213.5129	94.9989	0.038203	0.004323	0.025639	0.0204311	0.083162	6.618700	0.000204	1.9411E-04	0.0232803	2.5023E-03	0.0015041	7.44131E-05	0.002041	0.286913	0.001392	0.1723747	0.001218	7.11062E-06	0.000987	
	December	232.0489	105.8143	0.037618	0.004806	0.028462	0.0224041	0.090300	7.417879	0.000206	1.9393E-04	0.0257510	2.8234E-03	0.0016793	5.14761E-05	0.002292	0.312524	0.001570	0.1908508	0.001359	7.81176E-06	0.000717	
Year 28	January	256.4598	118.9922	0.037523	0.005314	0.032567	0.0248051	0.100633	8.388903	0.000219	2.0739E-04	0.0284660	3.2021E-03	0.0018961	3.35435E-05	0.002591	0.360352	0.001780	0.2178836	0.001525	8.64836E-06	0.000302	
	February	275.9063	130.3806	0.036135	0.005800	0.035113	0.0269125	0.108677	9.239407	0.000212	1.9700E-04	0.0311562	3.5376E-03	0.0020882	2.37928E-05	0.002858	0.396210	0.001970	0.2404910	0.001675	9.37664E-06	0.001051	
	March	316.1584	153.3368	0.033906	0.006777	0.040945	0.0311133	0.125180	#####	0.000217	1.9869E-04	0.0362343	4.2097E-03	0.0024582	1.00383E-05	0.003383	0.458665	0.002337	0.2841696	0.001969	1.08448E-05	0.001176	
	April	236.9467	101.8384	0.194898	0.007939	0.047083	0.0196452	0.093285	7.095413	0.000217	1.9855E-04	0.0265765	3.0262E-03	0.0021540	1.68761E-04	0.002192	0.301428	0.001617	0.1863367	0.001414	8.15552E-06	0.001784	
	May	211.8223	90.3594	0.322512	0.010294	0.057721	0.0235543	0.098576	5.630682	0.000219	2.0840E-04	0.0348218	2.8427E-03	0.0042218	2.52791E-04	0.001905	0.244892	0.001355	0.1611464	0.001419	9.12691E-06	0.002382	
	June	180.2550	75.8227	0.273022	0.009115	0.049014	0.0237117	0.079730	4.928864	0.000212	2.0142E-04	0.0307964	1.6685E-03	0.0033480	1.93341E-04	0.001686	0.208475	0.001159	0.1348409	0.001155	7.31406E-06	0.001635	
	July	200.5117	86.7723	0.278917	0.009522	0.053582	0.0254803	0.093815	5.284667	0.000204	1.9874E-04	0.0319998	3.5961E-03	0.0021214	2.30250E-04	0.001813	0.222283	0.001227	0.1535303	0.001371	9.01273E-06	0.002209	
	August	207.9237	90.3070	0.244040	0.008931	0.051578	0.0252777	0.097122	5.436728	0.000194	1.8473E-04	0.0293277	3.7547E-03	0.0031704	2.38491E-04	0.001835	0.225557	0.001239	0.1597552	0.001444	9.24424E-06	0.002377	
	September	216.8855	96.6105	0.260515	0.009315	0.053853	0.0250493	0.101619	5.842676	0.000240	2.3347E-04	0.0296632	3.9453E-03	0.0032862	2.39349E-04	0.001910	0.238796	0.001287	0.1686210	0.001447	9.57734E-06	0.002580	
	October	222.4148	100.3329	0.197498	0.007730	0.044307	0.0261518	0.100259	6.258162	0.000195	1.8515E-04	0.0295924	3.7166E-03	0.0029219	1.64137E-04	0.002014	0.256558	0.001366	0.1754624	0.001430	9.23069E-06	0.002107	
	November	213.5129	94.9989	0.038203	0.004323	0.025639	0.0204311	0.083162	6.618700	0.000204	1.9411E-04	0.0232803	2.5023E-03	0.0015041	7.44131E-05	0.002041	0.286913	0.001392	0.1723747	0.001218	7.11062E-06	0.000987	
	December	232.0489	105.8143	0.037618	0.004806	0.028462	0.0224041	0.090300	7.417879	0.000206	1.9393E-04	0.0257510	2.8234E-03	0.0016793	5.14761E-05	0.002292	0.312524	0.001570	0.1908508	0.001359	7.81176E-06	0.000717	
Year 29	January	256.4598	118.9922	0.037523	0.005314	0.032567	0.0248051	0.100633	8.388903	0.000219	2.0739E-04	0.0284660	3.2021E-03	0.0018961	3.35435E-05	0.002591	0.360352	0.001780	0.2178836	0.001525	8.64836E-06	0.000302	
	February	275.9063	130.3806	0.036135	0.005800	0.035113	0.0269125	0.108677	9.239407	0.000212	1.9700E-04	0.0311562	3.5376E-03	0.0020882	2.37928E-05	0.002858	0.396210	0.001970	0.2404910	0.001675	9.37664E-06	0.001051	
	March	316.1584	153.3368	0.033906	0.006777	0.040945	0.0311133	0.125180	#####	0.000217	1.9869E-04	0.0362343	4.2097E-03	0.0024582	1.00383E-05	0.003383	0.458665	0.002337	0.2841696	0.001969	1.08448E-05	0.001176	
	April	236.9467	101.8384	0.185984	0.007734	0.045956	0.0196452	0.093285	7.095413	0.000217	1.9855E-04	0.0265765	3.0262E-03	0.0021540	1.68761E-04	0.002192	0.301428	0.001617	0.1863367	0.001414	8.15552E-06	0.001784	
	May	211.8223	90.3594	0.304587	0.009882	0.055455	0.0235543	0.098576	5.630682	0.000219	2.0840E-04	0.0348218	2.8427E-03	0.0042218	2.52791E-04	0.001905	0.244892	0.001355	0.1611464	0.001419	9.12691E-06	0.002382	
	June	180.2550	75.8227	0.257237	0.008752	0.047019	0.0237117	0.079730	4.928864	0.000212	2.0142E-04	0.0307964	1.6685E-03	0.0033480	1.93341E-04	0.001686	0.208475	0.001159	0.1348409	0.001155	7.31406E-06	0.001635	
	July	200.5117	86.7723	0.262374	0.009142	0.051491	0.0254803	0.093815	5.284667	0.000204	1.9874E-04	0.0319998	3.5961E-03	0.0021214	2.30250E-04	0.001813	0.222283	0.001227	0.1535303	0.001371	9.01273E-06	0.002209	
	August	207.9237	90.3070	0.229381	0.008594	0.049724	0.0252777	0.097122	5.436728	0.000194	1.8473E-04	0.0293277	3.7547E-03	0.0031704	2.38491E-04	0.001835	0.225557	0.001239	0.1597552	0.001444	9.24424E-06	0.002377	
	September	216.8855	96.6105	0.245231	0.008964	0.051921	0.0250493	0.101619	5.842676	0.000240	2.3347E-04	0.0296632	3.9453E-03	0.0032862	2.39349E-04	0.001910	0.238796	0.001287	0.1686210	0.001447	9.57734E-06	0.002580	
	October	222.4148	100.3329	0.187334	0.007497	0.043022	0.0261518	0.100259	6.258162	0.000195	1.8515E-04	0.0295924	3.7166E-03	0.0029219	1.64137E-04	0.002014	0.256558	0.001366	0.1754624	0.001430	9.23069E-06	0.002107	
	November	213.5129	94.9989	0.038203	0.004323	0.025639	0.0204311	0.083162	6.618700	0.000204	1.9411E-04	0.0232803	2.5023E-03	0.0015041	7.44131E-05	0.002041	0.286913	0.001392	0.1723747	0.001218	7.11062E-06	0.000987	
	December	232.0489	105.8143	0.037618	0.004806	0.028462	0.0224041	0.090300	7.417879	0.000206	1.9393E-04	0.0257510	2.8234E-03	0.0016793	5.14761E-05	0.002292	0.312524	0.001570	0.1908508	0.001359	7.81176E-06	0.000717	
Year 30	January	256.4598	118.9922	0.037523	0.005314	0.032567	0.0248051	0.100633	8.388903	0.000219	2.0739E-04	0.0284660	3.2021E-03	0.0018961	3.35435E-05	0.002591	0.360352	0.001780	0.2178836	0.001525	8.64836E-06	0.000302	
	February	275.9063	130.3806	0.036135	0.005800	0.035113	0.0269125	0.108677	9.239407	0.000212	1.9700E-04	0.0311562	3.5376E-03	0.0020882	2.37928E-05	0.002858	0.396210	0.001970	0.2404910	0.001675	9.37664E-06	0.001051	
	March	316.1584	153.3368	0.033906	0.006777	0.040945	0.0311133	0.125180	#####	0.000217	1.9869E-04	0.0362343	4.2097E-03	0.0024582	1.00383E-05	0.003383	0.458665	0.002337	0.2841696	0.001969	1.08448E-05	0.001176	
	April	236.9467	101.8384	0.177644	0.007542	0.044901	0.0196452	0.093285	7.0954														

		Uranium (U) Total	Zinc (Zn) Total	Dissolved Organic Carbon
		mg/L	mg/L	mg/L
Year 27	January	0.001148	0.003388	0.413414
	February	0.000823	0.002798	0.353790
	March	0.000429	0.001469	0.309571
	April	0.007232	0.012708	0.492170
	May	0.010021	0.018241	0.631606
	June	0.008234	0.014477	0.511545
	July	0.007646	0.015778	0.521146
	August	0.006571	0.015099	0.488714
	September	0.006893	0.015817	0.562584
	October	0.004832	0.010734	0.484401
	November	0.002285	0.006076	0.445669
	December	0.001652	0.004536	0.430210
Year 28	January	0.001148	0.003388	0.413414
	February	0.000823	0.002798	0.353790
	March	0.000429	0.001469	0.309571
	April	0.007232	0.012708	0.492170
	May	0.010021	0.018241	0.631606
	June	0.008234	0.014477	0.511545
	July	0.007646	0.015778	0.521146
	August	0.006571	0.015099	0.488714
	September	0.006893	0.015817	0.562584
	October	0.004832	0.010734	0.484401
	November	0.002285	0.006076	0.445669
	December	0.001652	0.004536	0.430210
Year 29	January	0.001148	0.003388	0.413414
	February	0.000823	0.002798	0.353790
	March	0.000429	0.001469	0.309571
	April	0.007232	0.012708	0.492170
	May	0.010021	0.018241	0.631606
	June	0.008234	0.014477	0.511545
	July	0.007646	0.015778	0.521146
	August	0.006571	0.015099	0.488714
	September	0.006893	0.015817	0.562584
	October	0.004832	0.010734	0.484401
	November	0.002285	0.006076	0.445669
	December	0.001652	0.004536	0.430210
Year 30	January	0.001148	0.003388	0.413414
	February	0.000823	0.002798	0.353790
	March	0.000429	0.001469	0.309571
	April	0.007232	0.012708	0.492170
	May	0.010021	0.018241	0.631606
	June	0.008234	0.014477	0.511545
	July	0.007646	0.015778	0.521146
	August	0.006571	0.015099	0.488714
	September	0.006893	0.015817	0.562584
	October	0.004832	0.010734	0.484401
	November	0.002285	0.006076	0.445669
	December	0.001652	0.004536	0.430210

		Hardness (from Total)	Sulphate dissolved	Nitrate (N)	Nitrite (N)	Ammonia (N)	Phosphorus (P)	Fluoride (F)	Chloride (Cl)	Cyanide Total	Cyanide Weak Acid Dissociable	Aluminum (Al) Total	Antimony (Sb) Total	Arsenic (As) Total	Cadmium (Cd) Total	Copper (Cu) Total	Iron (Fe) Total	Lead (Pb) Total	Manganese (Mn) Total	Nickel (Ni) Total	Silver (Ag) Total	Selenium (Se) Total	
		mg/L	mg/L	mg/L	mg/L	mg/L	mg/L	mg/L	mg/L	mg/L	mg/L	mg/L	mg/L	mg/L	mg/L	mg/L	mg/L	mg/L	mg/L	mg/L	mg/L	mg/L	mg/L
Year 31	January	256.4598	118.9922	0.037523	0.005314	0.032567	0.0248051	0.100633	8.388903	0.000219	2.0739E-04	0.0284660	3.2021E-03	0.0018961	3.35435E-05	0.002591	0.360352	0.001780	0.2178836	0.001525	8.64836E-06	0.000302	
	February	275.9063	130.3806	0.036135	0.005800	0.035113	0.0269125	0.108677	9.239407	0.000212	1.9700E-04	0.0311562	3.5376E-03	0.0020882	2.37928E-05	0.002858	0.396210	0.001970	0.2404910	0.001675	9.37664E-06	0.001051	
	March	316.1584	153.3368	0.033906	0.006777	0.040945	0.0311133	0.125180	#####	0.000217	1.9869E-04	0.0362343	4.2097E-03	0.0024582	1.00383E-05	0.003383	0.458665	0.002337	0.2841696	0.001969	1.08448E-05	0.001176	
	April	236.9467	101.8384	0.169839	0.007363	0.043914	0.0196452	0.093285	7.095413	0.000217	1.9855E-04	0.0265765	3.0262E-03	0.0021540	1.68761E-04	0.002192	0.301428	0.001617	0.1863367	0.001414	8.15552E-06	0.001784	
	May	211.8223	90.3594	0.272119	0.009135	0.051349	0.0235543	0.098576	5.630682	0.000219	2.0840E-04	0.0348218	2.8427E-03	0.0042218	2.52791E-04	0.001905	0.244892	0.001355	0.1611464	0.001419	9.12691E-06	0.002382	
	June	180.2550	75.8227	0.228645	0.008094	0.043404	0.0237117	0.079730	4.928864	0.000212	2.0142E-04	0.0307964	1.6685E-03	0.0033480	1.93341E-04	0.001686	0.208475	0.001159	0.1348409	0.001155	7.31406E-06	0.001635	
	July	200.5117	86.7723	0.232412	0.008453	0.047702	0.0254803	0.093815	5.284667	0.000204	1.9874E-04	0.0319998	3.5961E-03	0.0021214	2.30250E-04	0.001813	0.222283	0.001227	0.1535303	0.001371	9.01273E-06	0.002209	
	August	207.9237	90.3070	0.202832	0.007984	0.046367	0.0252777	0.097122	5.436728	0.000194	1.8473E-04	0.0293277	3.7547E-03	0.0031704	2.38491E-04	0.001835	0.225557	0.001239	0.1597552	0.001444	9.24424E-06	0.002377	
	September	216.8855	96.6105	0.217549	0.008328	0.048421	0.0250493	0.101619	5.842676	0.000240	2.3347E-04	0.0296632	3.9453E-03	0.0032862	2.39349E-04	0.001910	0.238796	0.001287	0.1686210	0.001447	9.57734E-06	0.002580	
	October	222.4148	100.3329	0.168924	0.007073	0.040694	0.0261518	0.100259	6.258162	0.000195	1.8515E-04	0.0295924	3.7166E-03	0.0029219	1.64137E-04	0.002014	0.256558	0.001366	0.1754624	0.001430	9.23069E-06	0.002107	
	November	213.5129	94.9989	0.038203	0.004323	0.025639	0.0204311	0.083162	6.618700	0.000204	1.9411E-04	0.0232803	2.5023E-03	0.0015041	7.44131E-05	0.002041	0.286913	0.001392	0.1723747	0.001218	7.11062E-06	0.000987	
	December	232.0489	105.8143	0.037618	0.004806	0.028462	0.0224041	0.090300	7.417879	0.000206	1.9393E-04	0.0257510	2.8234E-03	0.0016793	5.14761E-05	0.002292	0.312524	0.001570	0.1908508	0.001359	7.81176E-06	0.000717	
Year 32	January	256.4598	118.9922	0.037523	0.005314	0.032567	0.0248051	0.100633	8.388903	0.000219	2.0739E-04	0.0284660	3.2021E-03	0.0018961	3.35435E-05	0.002591	0.360352	0.001780	0.2178836	0.001525	8.64836E-06	0.000302	
	February	275.9063	130.3806	0.036135	0.005800	0.035113	0.0269125	0.108677	9.239407	0.000212	1.9700E-04	0.0311562	3.5376E-03	0.0020882	2.37928E-05	0.002858	0.396210	0.001970	0.2404910	0.001675	9.37664E-06	0.001051	
	March	316.1584	153.3368	0.033906	0.006777	0.040945	0.0311133	0.125180	#####	0.000217	1.9869E-04	0.0362343	4.2097E-03	0.0024582	1.00383E-05	0.003383	0.458665	0.002337	0.2841696	0.001969	1.08448E-05	0.001176	
	April	236.9467	101.8384	0.162536	0.007195	0.042991	0.0196452	0.093285	7.095413	0.000217	1.9855E-04	0.0265765	3.0262E-03	0.0021540	1.68761E-04	0.002192	0.301428	0.001617	0.1863367	0.001414	8.15552E-06	0.001784	
	May	211.8223	90.3594	0.257432	0.008798	0.049492	0.0235543	0.098576	5.630682	0.000219	2.0840E-04	0.0348218	2.8427E-03	0.0042218	2.52791E-04	0.001905	0.244892	0.001355	0.1611464	0.001419	9.12691E-06	0.002382	
	June	180.2550	75.8227	0.215712	0.007797	0.041768	0.0237117	0.079730	4.928864	0.000212	2.0142E-04	0.0307964	1.6685E-03	0.0033480	1.93341E-04	0.001686	0.208475	0.001159	0.1348409	0.001155	7.31406E-06	0.001635	
	July	200.5117	86.7723	0.218860	0.008142	0.045989	0.0254803	0.093815	5.284667	0.000204	1.9874E-04	0.0319998	3.5961E-03	0.0021214	2.30250E-04	0.001813	0.222283	0.001227	0.1535303	0.001371	9.01273E-06	0.002209	
	August	207.9237	90.3070	0.190823	0.007707	0.044849	0.0252777	0.097122	5.436728	0.000194	1.8473E-04	0.0293277	3.7547E-03	0.0031704	2.38491E-04	0.001835	0.225557	0.001239	0.1597552	0.001444	9.24424E-06	0.002377	
	September	216.8855	96.6105	0.205029	0.008040	0.046838	0.0250493	0.101619	5.842676	0.000240	2.3347E-04	0.0296632	3.9453E-03	0.0032862	2.39349E-04	0.001910	0.238796	0.001287	0.1686210	0.001447	9.57734E-06	0.002580	
	October	222.4148	100.3329	0.160597	0.006882	0.039641	0.0261518	0.100259	6.258162	0.000195	1.8515E-04	0.0295924	3.7166E-03	0.0029219	1.64137E-04	0.002014	0.256558	0.001366	0.1754624	0.001430	9.23069E-06	0.002107	
	November	213.5129	94.9989	0.038203	0.004323	0.025639	0.0204311	0.083162	6.618700	0.000204	1.9411E-04	0.0232803	2.5023E-03	0.0015041	7.44131E-05	0.002041	0.286913	0.001392	0.1723747	0.001218	7.11062E-06	0.000987	
	December	232.0489	105.8143	0.037618	0.004806	0.028462	0.0224041	0.090300	7.417879	0.000206	1.9393E-04	0.0257510	2.8234E-03	0.0016793	5.14761E-05	0.002292	0.312524	0.001570	0.1908508	0.001359	7.81176E-06	0.000717	
Year 33	January	256.4598	118.9922	0.037523	0.005314	0.032567	0.0248051	0.100633	8.388903	0.000219	2.0739E-04	0.0284660	3.2021E-03	0.0018961	3.35435E-05	0.002591	0.360352	0.001780	0.2178836	0.001525	8.64836E-06	0.000302	
	February	275.9063	130.3806	0.036135	0.005800	0.035113	0.0269125	0.108677	9.239407	0.000212	1.9700E-04	0.0311562	3.5376E-03	0.0020882	2.37928E-05	0.002858	0.396210	0.001970	0.2404910	0.001675	9.37664E-06	0.001051	
	March	316.1584	153.3368	0.033906	0.006777	0.040945	0.0311133	0.125180	#####	0.000217	1.9869E-04	0.0362343	4.2097E-03	0.0024582	1.00383E-05	0.003383	0.458665	0.002337	0.2841696	0.001969	1.08448E-05	0.001176	
	April	236.9467	101.8384	0.155701	0.007038	0.042127	0.0196452	0.093285	7.095413	0.000217	1.9855E-04	0.0265765	3.0262E-03	0.0021540	1.68761E-04	0.002192	0.301428	0.001617	0.1863367	0.001414	8.15552E-06	0.001784	
	May	211.8223	90.3594	0.243689	0.008482	0.047755	0.0235543	0.098576	5.630682	0.000219	2.0840E-04	0.0348218	2.8427E-03	0.0042218	2.52791E-04	0.001905	0.244892	0.001355	0.1611464	0.001419	9.12691E-06	0.002382	
	June	180.2550	75.8227	0.203610	0.007519	0.040238	0.0237117	0.079730	4.928864	0.000212	2.0142E-04	0.0307964	1.6685E-03	0.0033480	1.93341E-04	0.001686	0.208475	0.001159	0.1348409	0.001155	7.31406E-06	0.001635	
	July	200.5117	86.7723	0.206179	0.007850	0.044385	0.0254803	0.093815	5.284667	0.000204	1.9874E-04	0.0319998	3.5961E-03	0.0021214	2.30250E-04	0.001813	0.222283	0.001227	0.1535303	0.001371	9.01273E-06	0.002209	
	August	207.9237	90.3070	0.179587	0.007449	0.043428	0.0252777	0.097122	5.436728	0.000194	1.8473E-04	0.0293277	3.7547E-03	0.0031704	2.38491E-04	0.001835	0.225557	0.001239	0.1597552	0.001444	9.24424E-06	0.002377	
	September	216.8855	96.6105	0.193313	0.007770	0.045356	0.0250493	0.101619	5.842676	0.000240	2.3347E-04	0.0296632	3.9453E-03	0.0032862	2.39349E-04	0.001910	0.238796	0.001287	0.1686210	0.001447	9.57734E-06	0.002580	
	October	222.4148	100.3329	0.152806	0.006703	0.038656	0.0261518	0.100259	6.258162	0.000195	1.8515E-04	0.0295924	3.7166E-03	0.0029219	1.64137E-04	0.002014	0.256558	0.001366	0.1754624	0.001430	9.23069E-06	0.002107	
	November	213.5129	94.9989	0.038203	0.004323	0.025639	0.0204311	0.083162	6.618700	0.000204	1.9411E-04	0.0232803	2.5023E-03	0.0015041	7.44131E-05	0.002041	0.286913	0.001392	0.1723747	0.001218	7.11062E-06	0.000987	
	December	232.0489	105.8143	0.037618	0.004806	0.028462	0.0224041	0.090300	7.417879	0.000206	1.9393E-04	0.0257510	2.8234E-03	0.0016793	5.14761E-05	0.002292	0.312524	0.001570	0.1908508	0.001359	7.81176E-06	0.000717	
Year 34	January	256.4598	118.9922	0.037523	0.005314	0.032567	0.0248051	0.100633	8.388903	0.000219	2.0739E-04	0.0284660	3.2021E-03	0.0018961	3.35435E-05	0.002591	0.360352	0.001780	0.2178836	0.001525	8.64836E-06	0.000302	
	February	275.9063	130.3806	0.036135	0.005800	0.035113	0.0269125	0.108677	9.239407	0.000212	1.9700E-04	0.0311562	3.5376E-03	0.0020882	2.37928E-05	0.002858	0.396210	0.001970	0.2404910	0.001675	9.37664E-06	0.001051	
	March	316.1584	153.3368	0.033906	0.006777	0.040945	0.0311133	0.125180	#####	0.000217	1.9869E-04	0.0362343	4.2097E-03	0.0024582	1.00383E-05	0.003383	0.458665	0.002337	0.2841696	0.001969	1.08448E-05	0.001176	
	April	236.9467	101.8384	0.149306	0.006891	0.041318	0.0196452	0.093285	7.0954														

		Uranium (U) Total	Zinc (Zn) Total	Dissolved Organic Carbon
		mg/L	mg/L	mg/L
Year 31	January	0.001148	0.003388	0.413414
	February	0.000823	0.002798	0.353790
	March	0.000429	0.001469	0.309571
	April	0.007232	0.012708	0.492170
	May	0.010021	0.018241	0.631606
	June	0.008234	0.014477	0.511545
	July	0.007646	0.015778	0.521146
	August	0.006571	0.015099	0.488714
	September	0.006893	0.015817	0.562584
	October	0.004832	0.010734	0.484401
	November	0.002285	0.006076	0.445669
	December	0.001652	0.004536	0.430210
Year 32	January	0.001148	0.003388	0.413414
	February	0.000823	0.002798	0.353790
	March	0.000429	0.001469	0.309571
	April	0.007232	0.012708	0.492170
	May	0.010021	0.018241	0.631606
	June	0.008234	0.014477	0.511545
	July	0.007646	0.015778	0.521146
	August	0.006571	0.015099	0.488714
	September	0.006893	0.015817	0.562584
	October	0.004832	0.010734	0.484401
	November	0.002285	0.006076	0.445669
	December	0.001652	0.004536	0.430210
Year 33	January	0.001148	0.003388	0.413414
	February	0.000823	0.002798	0.353790
	March	0.000429	0.001469	0.309571
	April	0.007232	0.012708	0.492170
	May	0.010021	0.018241	0.631606
	June	0.008234	0.014477	0.511545
	July	0.007646	0.015778	0.521146
	August	0.006571	0.015099	0.488714
	September	0.006893	0.015817	0.562584
	October	0.004832	0.010734	0.484401
	November	0.002285	0.006076	0.445669
	December	0.001652	0.004536	0.430210
Year 34	January	0.001148	0.003388	0.413414
	February	0.000823	0.002798	0.353790
	March	0.000429	0.001469	0.309571
	April	0.007232	0.012708	0.492170
	May	0.010021	0.018241	0.631606
	June	0.008234	0.014477	0.511545
	July	0.007646	0.015778	0.521146
	August	0.006571	0.015099	0.488714
	September	0.006893	0.015817	0.562584
	October	0.004832	0.010734	0.484401
	November	0.002285	0.006076	0.445669
	December	0.001652	0.004536	0.430210

		Hardness (from Total)	Sulphate dissolved	Nitrate (N)	Nitrite (N)	Ammonia (N)	Phosphorus (P)	Fluoride (F)	Chloride (Cl)	Cyanide Total	Cyanide Weak Acid Dissociable	Aluminum (Al) Total	Antimony (Sb) Total	Arsenic (As) Total	Cadmium (Cd) Total	Copper (Cu) Total	Iron (Fe) Total	Lead (Pb) Total	Manganese (Mn) Total	Nickel (Ni) Total	Silver (Ag) Total	Selenium (Se) Total
		mg/L	mg/L	mg/L	mg/L	mg/L	mg/L	mg/L	mg/L	mg/L	mg/L	mg/L	mg/L	mg/L	mg/L	mg/L	mg/L	mg/L	mg/L	mg/L	mg/L	mg/L
Year 35	January	256.4598	118.9922	0.037523	0.005314	0.032567	0.0248051	0.100633	8.388903	0.000219	2.0739E-04	0.0284660	3.2021E-03	0.0018961	3.35435E-05	0.002591	0.360352	0.001780	0.2178836	0.001525	8.64836E-06	0.000302
	February	275.9063	130.3806	0.036135	0.005800	0.035113	0.0269125	0.108677	9.239407	0.000212	1.9700E-04	0.0311562	3.5376E-03	0.0020882	2.37928E-05	0.002858	0.396210	0.001970	0.2404910	0.001675	9.37664E-06	0.001051
	March	316.1584	153.3368	0.033906	0.006777	0.040945	0.0311133	0.125180	#####	0.000217	1.9869E-04	0.0362343	4.2097E-03	0.0024582	1.00383E-05	0.003383	0.458665	0.002337	0.2841696	0.001969	1.08448E-05	0.001176
	April	236.9467	101.8384	0.143321	0.006753	0.040561	0.0196452	0.093285	7.095413	0.000217	1.9855E-04	0.0265765	3.0262E-03	0.0021540	1.68761E-04	0.002192	0.301428	0.001617	0.1863367	0.001414	8.15552E-06	0.001784
	May	211.8223	90.3594	0.218795	0.007909	0.044607	0.0235543	0.098576	5.630682	0.000219	2.0840E-04	0.0348218	2.8427E-03	0.0042218	2.52791E-04	0.001905	0.244892	0.001355	0.1611464	0.001419	9.12691E-06	0.002382
	June	180.2550	75.8227	0.181688	0.007015	0.037466	0.0237117	0.079730	4.928864	0.000212	2.0142E-04	0.0307964	1.6685E-03	0.0033480	1.93341E-04	0.001686	0.208475	0.001159	0.1348409	0.001155	7.31406E-06	0.001635
	July	200.5117	86.7723	0.183209	0.007322	0.041481	0.0254803	0.093815	5.284667	0.000204	1.9874E-04	0.0319998	3.5961E-03	0.0021214	2.30250E-04	0.001813	0.222283	0.001227	0.1535303	0.001371	9.01273E-06	0.002209
	August	207.9237	90.3070	0.159234	0.006981	0.040855	0.0252777	0.097122	5.436728	0.000194	1.8473E-04	0.0293277	3.7547E-03	0.0031704	2.38491E-04	0.001835	0.225557	0.001239	0.1597552	0.001444	9.24424E-06	0.002377
	September	216.8855	96.6105	0.172093	0.007283	0.042673	0.0250493	0.101619	5.842676	0.000240	2.3347E-04	0.0296632	3.9453E-03	0.0032862	2.39349E-04	0.001910	0.238796	0.001287	0.1686210	0.001447	9.57734E-06	0.002580
	October	222.4148	100.3329	0.138693	0.006378	0.036872	0.0261518	0.100259	6.258162	0.000195	1.8515E-04	0.0295924	3.7166E-03	0.0029219	1.64137E-04	0.002014	0.256558	0.001366	0.1754624	0.001430	9.23069E-06	0.002107
	November	213.5129	94.9989	0.038203	0.004323	0.025639	0.0204311	0.083162	6.618700	0.000204	1.9411E-04	0.0232803	2.5023E-03	0.0015041	7.44131E-05	0.002041	0.286913	0.001392	0.1723747	0.001218	7.11062E-06	0.000987
	December	232.0489	105.8143	0.037618	0.004806	0.028462	0.0224041	0.090300	7.417879	0.000206	1.9393E-04	0.0257510	2.8234E-03	0.0016793	5.14761E-05	0.002292	0.312524	0.001570	0.1908508	0.001359	7.81176E-06	0.000717
Year 36	January	256.4598	118.9922	0.037523	0.005314	0.032567	0.0248051	0.100633	8.388903	0.000219	2.0739E-04	0.0284660	3.2021E-03	0.0018961	3.35435E-05	0.002591	0.360352	0.001780	0.2178836	0.001525	8.64836E-06	0.000302
	February	275.9063	130.3806	0.036135	0.005800	0.035113	0.0269125	0.108677	9.239407	0.000212	1.9700E-04	0.0311562	3.5376E-03	0.0020882	2.37928E-05	0.002858	0.396210	0.001970	0.2404910	0.001675	9.37664E-06	0.001051
	March	316.1584	153.3368	0.033906	0.006777	0.040945	0.0311133	0.125180	#####	0.000217	1.9869E-04	0.0362343	4.2097E-03	0.0024582	1.00383E-05	0.003383	0.458665	0.002337	0.2841696	0.001969	1.08448E-05	0.001176
	April	236.9467	101.8384	0.137721	0.006624	0.039853	0.0196452	0.093285	7.095413	0.000217	1.9855E-04	0.0265765	3.0262E-03	0.0021540	1.68761E-04	0.002192	0.301428	0.001617	0.1863367	0.001414	8.15552E-06	0.001784
	May	211.8223	90.3594	0.207533	0.007651	0.043183	0.0235543	0.098576	5.630682	0.000219	2.0840E-04	0.0348218	2.8427E-03	0.0042218	2.52791E-04	0.001905	0.244892	0.001355	0.1611464	0.001419	9.12691E-06	0.002382
	June	180.2550	75.8227	0.171771	0.006787	0.036213	0.0237117	0.079730	4.928864	0.000212	2.0142E-04	0.0307964	1.6685E-03	0.0033480	1.93341E-04	0.001686	0.208475	0.001159	0.1348409	0.001155	7.31406E-06	0.001635
	July	200.5117	86.7723	0.172819	0.007083	0.040168	0.0254803	0.093815	5.284667	0.000204	1.9874E-04	0.0319998	3.5961E-03	0.0021214	2.30250E-04	0.001813	0.222283	0.001227	0.1535303	0.001371	9.01273E-06	0.002209
	August	207.9237	90.3070	0.150027	0.006770	0.039691	0.0252777	0.097122	5.436728	0.000194	1.8473E-04	0.0293277	3.7547E-03	0.0031704	2.38491E-04	0.001835	0.225557	0.001239	0.1597552	0.001444	9.24424E-06	0.002377
	September	216.8855	96.6105	0.162494	0.007062	0.041460	0.0250493	0.101619	5.842676	0.000240	2.3347E-04	0.0296632	3.9453E-03	0.0032862	2.39349E-04	0.001910	0.238796	0.001287	0.1686210	0.001447	9.57734E-06	0.002580
	October	222.4148	100.3329	0.132309	0.006232	0.036065	0.0261518	0.100259	6.258162	0.000195	1.8515E-04	0.0295924	3.7166E-03	0.0029219	1.64137E-04	0.002014	0.256558	0.001366	0.1754624	0.001430	9.23069E-06	0.002107
	November	213.5129	94.9989	0.038203	0.004323	0.025639	0.0204311	0.083162	6.618700	0.000204	1.9411E-04	0.0232803	2.5023E-03	0.0015041	7.44131E-05	0.002041	0.286913	0.001392	0.1723747	0.001218	7.11062E-06	0.000987
	December	232.0489	105.8143	0.037618	0.004806	0.028462	0.0224041	0.090300	7.417879	0.000206	1.9393E-04	0.0257510	2.8234E-03	0.0016793	5.14761E-05	0.002292	0.312524	0.001570	0.1908508	0.001359	7.81176E-06	0.000717

		Uranium (U) Total	Zinc (Zn) Total	Dissolved Organic Carbon
		mg/L	mg/L	mg/L
Year 35	January	0.001148	0.003388	0.413414
	February	0.000823	0.002798	0.353790
	March	0.000429	0.001469	0.309571
	April	0.007232	0.012708	0.492170
	May	0.010021	0.018241	0.631606
	June	0.008234	0.014477	0.511545
	July	0.007646	0.015778	0.521146
	August	0.006571	0.015099	0.488714
	September	0.006893	0.015817	0.562584
	October	0.004832	0.010734	0.484401
	November	0.002285	0.006076	0.445669
	December	0.001652	0.004536	0.430210
Year 36	January	0.001148	0.003388	0.413414
	February	0.000823	0.002798	0.353790
	March	0.000429	0.001469	0.309571
	April	0.007232	0.012708	0.492170
	May	0.010021	0.018241	0.631606
	June	0.008234	0.014477	0.511545
	July	0.007646	0.015778	0.521146
	August	0.006571	0.015099	0.488714
	September	0.006893	0.015817	0.562584
	October	0.004832	0.010734	0.484401
	November	0.002285	0.006076	0.445669
	December	0.001652	0.004536	0.430210

		Hardness (from Total)	Sulphate dissolved	Nitrate (N)	Nitrite (N)	Ammonia (N)	Phosphorus (P)	Fluoride (F)	Chloride (Cl)	Cyanide Total	Cyanide Weak Acid Dissociable	Aluminum (Al) Total	Antimony (Sb) Total	Arsenic (As) Total	Cadmium (Cd) Total	Copper (Cu) Total	Iron (Fe) Total	Lead (Pb) Total	Manganese (Mn) Total	Nickel (Ni) Total	Silver (Ag) Total	Selenium (Se) Total	
		mg/L	mg/L	mg/L	mg/L	mg/L	mg/L	mg/L	mg/L	mg/L	mg/L	mg/L	mg/L	mg/L	mg/L	mg/L	mg/L	mg/L	mg/L	mg/L	mg/L	mg/L	mg/L
Year -2	January	283.50000	42.80000	0.204500	0.001000	0.009150	0.0028000	0.105000	0.670000	0.000380	2.5000E-04	0.0214000	6.9000E-05	0.0012445	2.70000E-05	0.000706	0.293300	0.000223	0.0523245	0.001121	2.50000E-06	0.001017	
	February	294.00000	46.10000	0.252000	0.001000	0.009900	0.0031000	0.110000	0.750000	0.000250	2.5000E-04	0.0420000	7.4000E-05	0.0019300	4.90000E-05	0.001070	0.570000	0.000443	0.1040000	0.001570	2.50000E-06	0.000874	
	March	376.00000	44.50000	0.272000	0.001000	0.039400	0.0030000	0.110000	0.550000	0.000250	6.0000E-04	0.0082100	6.0000E-05	0.0004980	1.10000E-05	0.000339	0.069400	0.000021	0.0071000	0.000698	2.50000E-06	0.001330	
	April	302.00000	42.80000	0.201000	0.001000	0.002500	0.0032000	0.120000	0.410000	0.000510	5.0000E-04	0.0078000	6.5000E-05	0.0006540	1.22000E-05	0.000314	0.094000	0.000025	0.0049800	0.000820	2.50000E-06	0.000866	
	May	166.00000	23.40000	0.029000	0.001000	0.007400	0.0152000	0.120000	1.200000	0.000600	5.6000E-04	0.0619000	7.8000E-05	0.0016850	1.60000E-05	0.001230	0.632000	0.000038	0.0550500	0.001840	3.80000E-06	0.000371	
	June	119.26875	21.01313	0.000177	0.002115	0.000495	0.0051609	0.098673	0.743652	0.000524	4.4478E-04	0.1042635	1.0295E-04	0.0007402	1.79010E-05	0.001728	0.277776	0.000222	0.0031627	0.001329	1.39749E-05	0.000111	
	July	176.64945	27.93865	0.000188	0.000878	0.006369	0.0030206	0.099526	0.237598	0.000461	5.0667E-04	0.0126101	1.2693E-04	0.0009909	4.64362E-06	0.000638	0.116548	0.000145	0.0087488	0.001110	4.61985E-06	0.000165	
	August	145.59541	22.00018	0.000552	0.002996	0.002096	0.0082401	0.072935	0.454995	0.000451	3.8212E-04	0.0310606	2.5405E-04	0.0005773	1.00388E-05	0.000746	0.232613	0.000213	0.0084985	0.001890	5.56220E-06	0.000099	
	September	136.47344	23.42716	0.002982	0.001694	0.002569	0.0047099	0.077942	0.873939	0.000603	5.7909E-04	0.0353819	1.0030E-04	0.0006779	4.42831E-06	0.001022	0.152720	0.000129	0.0099608	0.001178	3.40537E-06	0.000070	
	October	302.68822	55.51782	0.049862	0.001444	0.007671	0.0081602	0.156649	0.886910	0.000228	1.7046E-04	0.0275337	1.1711E-04	0.0014743	3.00949E-05	0.001029	0.183119	0.000060	0.0135871	0.000837	3.61101E-06	0.000854	
	November	339.05994	58.56619	0.125701	0.001303	0.003587	0.0024265	0.165387	0.044871	0.000209	1.5908E-04	0.0100984	1.0154E-04	0.0007153	1.54834E-05	0.000704	0.074046	0.000941	0.0103406	0.000574	1.10261E-05	0.001117	
	December	363.08434	56.64848	0.200324	0.002370	0.009093	0.0031192	0.132703	0.723852	0.000563	1.5741E-04	0.0032811	1.0401E-04	0.0008378	5.78555E-06	0.000478	0.030881	0.000002	0.0044317	0.000582	3.25042E-06	0.001438	
Year -1	January	400.64346	66.14064	0.271275	0.001710	0.022884	0.0045178	0.150227	0.951164	0.000483	3.0766E-04	0.0286852	1.1224E-04	0.0018003	4.00156E-05	0.000988	0.417602	0.000305	0.2292875	0.001722	3.32990E-06	0.001328	
	February	412.98641	72.76649	0.335494	0.001812	0.018788	0.0050006	0.158570	0.966853	0.000210	1.6404E-04	0.0582328	1.2423E-04	0.0028302	7.27018E-05	0.001491	0.828594	0.000614	0.3547955	0.002038	3.35859E-06	0.001056	
	March	526.52732	75.92821	0.344619	0.002692	0.047262	0.0065791	0.162349	0.679448	0.000194	6.9575E-04	0.0127187	1.4103E-04	0.0010721	1.59092E-05	0.000504	0.590062	0.000030	0.3129181	0.001189	3.30082E-06	0.001571	
	April	316.63482	48.35499	0.182386	0.001103	0.001019	0.0032365	0.133357	0.237514	0.000397	3.3168E-04	0.0086077	7.3866E-05	0.0006819	8.03082E-06	0.000317	0.129948	0.000014	0.0187604	0.000468	2.48886E-06	0.000665	
	May	91.45711	14.04542	0.003693	0.000913	0.000711	0.0195252	0.108883	1.255004	0.000598	5.0136E-04	0.0848377	7.7803E-05	0.0017401	7.96749E-06	0.001740	0.728347	0.000045	0.0533311	0.001651	4.20990E-06	0.000071	
	June	122.56013	21.98353	0.000180	0.002149	0.001150	0.0052320	0.100115	0.755421	0.000529	4.4889E-04	0.1052271	1.0412E-04	0.0007547	1.81022E-05	0.001744	0.280346	0.000224	0.0046749	0.001344	1.41142E-05	0.000113	
	July	174.67140	27.39606	0.000188	0.000876	0.005245	0.0029045	0.098871	0.226969	0.000469	5.1486E-04	0.0128058	1.2681E-04	0.0009927	4.61671E-06	0.000647	0.118425	0.000147	0.0029201	0.001115	4.65412E-06	0.000168	
	August	143.96718	20.98638	0.000560	0.003039	0.001165	0.0080840	0.072566	0.446034	0.000461	3.9037E-04	0.0316558	2.5681E-04	0.0004887	4.06011E-06	0.000760	0.188655	0.000215	0.0052581	0.001888	5.62833E-06	0.000101	
	September	134.69463	22.89336	0.003008	0.001675	0.001948	0.0043659	0.077495	0.873875	0.000610	5.8524E-04	0.0357518	1.0044E-04	0.0006772	4.44611E-06	0.001032	0.154334	0.000131	0.0067656	0.001175	3.41499E-06	0.000070	
	October	301.86861	54.72199	0.049504	0.001452	0.006699	0.0076463	0.157126	0.883098	0.000232	1.7351E-04	0.0280045	1.1840E-04	0.0014852	2.36517E-05	0.001014	0.186387	0.000060	0.0119692	0.000827	3.63089E-06	0.000841	
	November	339.53085	58.26179	0.126242	0.001305	0.003242	0.0023754	0.165755	0.039643	0.000211	1.6014E-04	0.0101427	1.0174E-04	0.0007178	1.51969E-05	0.000705	0.074378	0.000947	0.0099794	0.000570	1.10826E-05	0.001120	
	December	363.08434	56.64848	0.200324	0.002370	0.009093	0.0031192	0.132703	0.723852	0.000563	1.5741E-04	0.0032811	1.0401E-04	0.0008378	5.78555E-06	0.000478	0.030881	0.000002	0.0044317	0.000582	3.25042E-06	0.001438	
Year 1	January	278.40558	48.04408	0.211582	0.001934	0.010214	0.0027708	0.103555	0.576719	0.000385	2.4070E-04	0.0227402	2.3443E-04	0.0013858	6.55954E-05	0.000742	0.283717	0.000293	0.0706634	0.001404	2.81469E-06	0.001128	
	February	288.26730	51.71431	0.263680	0.001927	0.005917	0.0029494	0.109281	0.596094	0.000209	1.7200E-04	0.0444675	2.3859E-04	0.0021377	8.87028E-05	0.001120	0.567301	0.000522	0.1252347	0.001616	2.81892E-06	0.000935	
	March	363.62197	47.64942	0.245173	0.001898	0.035560	0.0037526	0.110382	0.392130	0.000199	5.9424E-04	0.0118878	2.2735E-04	0.0006746	4.16362E-05	0.000377	0.105482	0.000091	0.0234175	0.000762	2.73195E-06	0.001159	
	April	302.07888	52.40366	0.211780	0.002528	0.001456	0.0028433	0.127560	0.214818	0.000460	4.0534E-04	0.0108165	3.2883E-04	0.0008194	4.66541E-05	0.000355	0.078744	0.000121	0.0125582	0.000871	3.20612E-06	0.000995	
	May	102.11689	24.06439	0.018164	0.002570	0.003228	0.0184762	0.105014	1.097961	0.000595	5.5839E-04	0.0622907	3.5035E-04	0.0018301	5.97206E-05	0.001505	0.597158	0.000131	0.0902894	0.001980	4.34829E-06	0.000265	
	June	135.01863	28.56413	0.003884	0.003146	0.003226	0.0062629	0.105128	0.775062	0.000589	5.0520E-04	0.1066423	2.5980E-04	0.0008966	6.05436E-05	0.001773	0.279773	0.000278	0.0280591	0.001638	1.44252E-05	0.000270	
	July	190.20114	33.84022	0.006429	0.001728	0.007696	0.0035510	0.105485	0.253484	0.000534	5.6690E-04	0.0143837	2.5776E-04	0.0011455	3.60685E-05	0.000697	0.126109	0.000197	0.0224664	0.001387	5.25507E-06	0.000347	
	August	151.75008	33.18944	0.005399	0.004485	0.002434	0.0078719	0.075307	0.447286	0.000541	4.8578E-04	0.0319919	5.1946E-04	0.0006591	3.51833E-05	0.000804	0.142176	0.000317	0.0204500	0.002287	6.09181E-06	0.000356	
	September	142.65352	31.97714	0.012691	0.003071	0.008307	0.0044257	0.080420	0.871729	0.000644	6.1076E-04	0.0350489	3.3032E-04	0.0008653	5.10373E-05	0.001002	0.152282	0.000207	0.0417663	0.001510	4.08150E-06	0.000251	
	October	186.39897	38.81399	0.041541	0.001922	0.005624	0.0046635	0.098824	0.516757	0.000201	1.4241E-04	0.0161338	2.4604E-04	0.0010609	3.12999E-05	0.000596	0.088761	0.000087	0.0175348	0.000769	2.73720E-06	0.000627	
	November	239.36103	45.12610	0.104039	0.002004	0.001276	0.0016716	0.116684	0.043614	0.000208	1.6963E-04	0.0075325	2.4500E-04	0.0006550	3.74906E-05	0.000521	0.031352	0.000745	0.0135419	0.000687	8.38632E-06	0.000953	
	December	253.46221	42.66919	0.158495	0.002322	0.003849	0.0021485	0.092585	0.497867	0.000465	1.6584E-04	0.0021439	2.3397E-04	0.0006838	1.71531E-05	0.000352	0.007647	0.000019	0.0013660	0.000609	2.77940E-06	0.001197	
Year 2	January	278.38944	48.04079	0.211569	0.001933	0.010212	0.0027708	0.103551	0.576671	0.000385	2.4064E-04	0.0227422	2.3443E-04	0.0013857	6.55823E-05	0.000742	0.283708	0.000293	0.0706548	0.001404	2.81627E-06	0.001128	
	February	288.24682	51.70997	0.263663	0.001927	0.005915	0.0029494	0.109276	0.596021	0.000209	1.7197E-04	0.0444713	2.3859E-04	0.0021377	8.86820E-05	0.001120	0.567286	0.000522	0.1252198	0.001615	2.82122E-06	0.000935	
	March	363.59361	47.64372	0.245157	0.001897	0.035559	0.0037526	0.110376	0.392083	0.000199	5.9419E-04	0.0118933	2.2735E-04	0.0006746	4.16203E-05	0.000377	0.105391	0.000091	0.0234101	0.000762	2.73511E-06	0.001159	
	April	302.08854	52.4																				

		Uranium (U) Total	Zinc (Zn) Total	Dissolved Organic Carbon
		mg/L	mg/L	mg/L
Year -2	January	0.003400	0.002245	1.560000
	February	0.003550	0.004210	1.480000
	March	0.003760	0.000530	1.230000
	April	0.003430	0.000500	3.310000
	May	0.002450	0.002800	4.610000
	June	0.000331	0.000565	4.025044
	July	0.001109	0.000067	5.253706
	August	0.000573	0.001697	7.392828
	September	0.000497	0.000400	5.402050
	October	0.002792	0.001806	6.006061
	November	0.003312	0.001014	2.973539
	December	0.004133	0.000283	2.262304
Year -1	January	0.004974	0.003622	2.263607
	February	0.005246	0.007072	1.581597
	March	0.005989	0.001108	1.850101
	April	0.003160	0.000294	3.298117
	May	0.000447	0.005371	5.293849
	June	0.000348	0.000572	4.072379
	July	0.001073	0.000068	5.299034
	August	0.000527	0.000705	7.500424
	September	0.000462	0.000403	5.431909
	October	0.002796	0.001547	6.075229
	November	0.003305	0.001016	2.982508
	December	0.004133	0.000283	2.262304
Year 1	January	0.003972	0.006420	1.501423
	February	0.004115	0.009064	1.051787
	March	0.004139	0.002222	0.967511
	April	0.004261	0.001823	2.888056
	May	0.001947	0.013009	4.538282
	June	0.001307	0.005866	4.047750
	July	0.001809	0.002177	5.411553
	August	0.001624	0.008570	6.718720
	September	0.001469	0.006577	5.055377
	October	0.002419	0.002623	3.706884
	November	0.002928	0.002466	1.949836
	December	0.003400	0.000793	1.378391
Year 2	January	0.003972	0.006416	1.501291
	February	0.004114	0.009057	1.051764
	March	0.004138	0.002219	0.967459
	April	0.004271	0.001823	2.887598
	May	0.001992	0.013004	4.536556
	June	0.001325	0.005864	4.047328
	July	0.001825	0.002176	5.411286
	August	0.001673	0.008570	6.717652
	September	0.001506	0.006575	5.054701
	October	0.002458	0.002622	3.706333
	November	0.002928	0.002463	1.949659
	December	0.003399	0.000793	1.378199

		Hardness (from Total)	Sulphate dissolved	Nitrate (N)	Nitrite (N)	Ammonia (N)	Phosphorus (P)	Fluoride (F)	Chloride (Cl)	Cyanide Total	Cyanide Weak Acid Dissociable	Aluminum (Al) Total	Antimony (Sb) Total	Arsenic (As) Total	Cadmium (Cd) Total	Copper (Cu) Total	Iron (Fe) Total	Lead (Pb) Total	Manganese (Mn) Total	Nickel (Ni) Total	Silver (Ag) Total	Selenium (Se) Total
		mg/L	mg/L	mg/L	mg/L	mg/L	mg/L	mg/L	mg/L	mg/L	mg/L	mg/L	mg/L	mg/L	mg/L	mg/L	mg/L	mg/L	mg/L	mg/L	mg/L	mg/L
Year 3	January	278.36141	48.03507	0.211548	0.001933	0.010208	0.0027709	0.103544	0.576587	0.000384	2.4055E-04	0.0227457	2.3444E-04	0.0013857	6.55596E-05	0.000742	0.283694	0.000293	0.0706400	0.001404	2.81902E-06	0.001128
	February	288.21295	51.70277	0.263637	0.001926	0.005912	0.0029493	0.109268	0.595900	0.000209	1.7192E-04	0.0444778	2.3860E-04	0.0021376	8.86475E-05	0.001120	0.567261	0.000522	0.1251953	0.001615	2.82501E-06	0.000935
	March	363.54474	47.63390	0.245129	0.001897	0.035556	0.0037526	0.110366	0.392002	0.000199	5.9412E-04	0.0119027	2.2736E-04	0.0006745	4.15929E-05	0.000378	0.105233	0.000091	0.0233973	0.000762	2.74055E-06	0.001159
	April	302.06691	52.44116	0.228153	0.002904	0.001787	0.0028667	0.127721	0.239114	0.000459	4.0520E-04	0.0109233	3.3259E-04	0.0008203	4.66570E-05	0.000356	0.078617	0.000121	0.0125788	0.000871	3.22238E-06	0.000997
	May	102.38484	24.29670	0.028229	0.003290	0.003867	0.0185791	0.105840	1.211538	0.000595	5.5787E-04	0.0626408	3.6782E-04	0.0018339	5.97497E-05	0.001508	0.596781	0.000131	0.0908186	0.001983	4.39721E-06	0.000270
	June	135.09684	28.64233	0.006497	0.003582	0.004884	0.0063003	0.105436	0.817212	0.000589	5.0486E-04	0.1068140	2.6628E-04	0.0008982	6.05746E-05	0.001775	0.279678	0.000278	0.0282406	0.001640	1.44473E-05	0.000272
	July	190.28485	33.91167	0.008422	0.001965	0.008026	0.0035680	0.105753	0.286456	0.000534	5.6677E-04	0.0144788	2.6339E-04	0.0011468	3.60766E-05	0.000698	0.126091	0.000197	0.0226252	0.001388	5.26944E-06	0.000350
	August	152.06973	33.45658	0.008689	0.005217	0.003405	0.0079195	0.076285	0.580927	0.000541	4.8534E-04	0.0325141	5.3986E-04	0.0006640	3.52167E-05	0.000808	0.142125	0.000318	0.0206633	0.002291	6.14345E-06	0.000362
	September	142.86659	32.16109	0.018736	0.003604	0.011239	0.0044751	0.081098	0.965868	0.000643	6.1048E-04	0.0352286	3.4306E-04	0.0008688	5.10322E-05	0.001004	0.152248	0.000207	0.0421326	0.001513	4.11916E-06	0.000255
	October	186.64556	39.01666	0.060506	0.002427	0.008399	0.0047553	0.099548	0.617408	0.000201	1.4218E-04	0.0165255	2.6144E-04	0.0010646	3.13411E-05	0.000599	0.088734	0.000088	0.0177894	0.000772	2.77496E-06	0.000634
	November	239.30622	45.11282	0.104005	0.002003	0.001275	0.0016716	0.116670	0.043411	0.000208	1.6954E-04	0.0075440	2.4500E-04	0.0006549	3.74318E-05	0.000521	0.031293	0.000745	0.0135251	0.000687	8.39296E-06	0.000953
	December	253.42326	42.65979	0.158463	0.002321	0.003847	0.0021487	0.092581	0.497805	0.000465	1.6577E-04	0.0021518	2.3398E-04	0.0006838	1.71338E-05	0.000353	0.007636	0.000019	0.0013656	0.000609	2.78499E-06	0.001196
Year 4	January	278.33898	48.03049	0.211531	0.001933	0.010204	0.0027709	0.103538	0.576520	0.000384	2.4047E-04	0.0227485	2.3444E-04	0.0013857	6.55414E-05	0.000743	0.283682	0.000293	0.0706281	0.001404	2.82121E-06	0.001128
	February	288.18747	51.69736	0.263617	0.001926	0.005909	0.0029493	0.109263	0.595809	0.000209	1.7188E-04	0.0444826	2.3860E-04	0.0021376	8.86216E-05	0.001120	0.567243	0.000522	0.1251768	0.001615	2.82786E-06	0.000935
	March	363.51374	47.62767	0.245112	0.001897	0.035555	0.0037526	0.110360	0.391950	0.000199	5.9408E-04	0.0119087	2.2736E-04	0.0006745	4.15755E-05	0.000378	0.105133	0.000091	0.0233892	0.000762	2.74400E-06	0.001159
	April	302.09396	52.47607	0.238227	0.003136	0.001991	0.0028845	0.127852	0.257740	0.000459	4.0515E-04	0.0109983	3.3545E-04	0.0008210	4.66662E-05	0.000357	0.078571	0.000121	0.0125980	0.000872	3.23110E-06	0.000998
	May	102.62591	24.47625	0.034021	0.003705	0.004235	0.0186575	0.106465	1.296266	0.000594	5.5769E-04	0.0629037	3.8078E-04	0.0018369	5.98077E-05	0.001510	0.596657	0.000131	0.0912256	0.001986	4.42680E-06	0.000273
	June	135.18909	28.71103	0.008004	0.003833	0.005841	0.0063294	0.105681	0.850379	0.000589	5.0477E-04	0.1069407	2.7135E-04	0.0008994	6.06152E-05	0.001775	0.279654	0.000278	0.0283888	0.001641	1.44593E-05	0.000274
	July	190.36707	33.97052	0.009523	0.002097	0.008209	0.0035811	0.105960	0.311488	0.000534	5.6674E-04	0.0145482	2.6766E-04	0.0011478	3.60963E-05	0.000699	0.126087	0.000197	0.0227490	0.001389	5.27829E-06	0.000352
	August	152.34514	33.65331	0.010393	0.005597	0.003908	0.0079530	0.076973	0.673654	0.000541	4.8525E-04	0.0328630	5.5400E-04	0.0006674	3.52553E-05	0.000810	0.142116	0.000318	0.0208134	0.002294	6.17275E-06	0.000367
	September	143.05880	32.29736	0.021685	0.003864	0.012669	0.0045087	0.081573	1.030091	0.000643	6.1043E-04	0.0353461	3.5171E-04	0.0008711	5.10635E-05	0.001005	0.152243	0.000208	0.0423885	0.001515	4.13924E-06	0.000258
	October	186.85713	39.16313	0.069410	0.002664	0.009701	0.0048179	0.100053	0.685505	0.000201	1.4215E-04	0.0167793	2.7182E-04	0.0010671	3.13847E-05	0.000601	0.088733	0.000088	0.0179640	0.000774	2.79528E-06	0.000639
	November	239.30218	45.11184	0.104003	0.002003	0.001275	0.0016716	0.116668	0.043396	0.000208	1.6953E-04	0.0075448	2.4500E-04	0.0006549	3.74274E-05	0.000521	0.031288	0.000745	0.0135238	0.000687	8.39345E-06	0.000953
	December	253.42224	42.65955	0.158462	0.002321	0.003847	0.0021487	0.092581	0.497803	0.000465	1.6577E-04	0.0021520	2.3398E-04	0.0006838	1.71332E-05	0.000353	0.007635	0.000019	0.0013656	0.000609	2.78513E-06	0.001196
Year 5	January	278.33873	48.03044	0.211531	0.001933	0.010204	0.0027709	0.103538	0.576520	0.000384	2.4047E-04	0.0227486	2.3444E-04	0.0013857	6.55412E-05	0.000743	0.283682	0.000293	0.0706280	0.001404	2.82124E-06	0.001128
	February	288.18302	51.69642	0.263613	0.001926	0.005909	0.0029493	0.109262	0.595793	0.000209	1.7188E-04	0.0444835	2.3860E-04	0.0021376	8.86171E-05	0.001120	0.567239	0.000522	0.1251735	0.001615	2.82836E-06	0.000935
	March	363.50160	47.62523	0.245105	0.001897	0.035554	0.0037526	0.110358	0.391930	0.000199	5.9406E-04	0.0119110	2.2737E-04	0.0006745	4.15687E-05	0.000378	0.105094	0.000091	0.0233861	0.000762	2.74535E-06	0.001159
	April	302.11836	52.50295	0.245994	0.003314	0.002148	0.0028977	0.127952	0.271708	0.000459	4.0511E-04	0.0110538	3.3759E-04	0.0008215	4.66739E-05	0.000357	0.078542	0.000121	0.0126128	0.000872	3.23721E-06	0.000999
	May	102.79386	24.60543	0.038482	0.004024	0.004518	0.0187141	0.106916	1.357717	0.000594	5.5752E-04	0.0630941	3.9020E-04	0.0018391	5.98437E-05	0.001511	0.596540	0.000131	0.0915188	0.001987	4.44942E-06	0.000276
	June	135.23614	28.75214	0.009079	0.004012	0.006524	0.0063481	0.105837	0.871561	0.000589	5.0464E-04	0.1070248	2.7460E-04	0.0009002	6.06349E-05	0.001776	0.279619	0.000278	0.0284813	0.001641	1.44691E-05	0.000275
	July	190.40238	34.00065	0.010238	0.002182	0.008327	0.0035882	0.106072	0.325390	0.000534	5.6669E-04	0.0145883	2.7003E-04	0.0011484	3.60997E-05	0.000699	0.126079	0.000197	0.0228160	0.001390	5.28434E-06	0.000353
	August	152.44852	33.75114	0.011491	0.005841	0.004232	0.0079710	0.077343	0.724537	0.000541	4.8501E-04	0.0330664	5.6176E-04	0.0006693	3.52628E-05	0.000812	0.142088	0.000319	0.0208939	0.002295	6.19465E-06	0.000369
	September	143.10893	32.35638	0.023581	0.004032	0.013589	0.0045261	0.081805	1.063220	0.000643	6.1026E-04	0.0354120	3.5621E-04	0.0008723	5.10432E-05	0.001006	0.152222	0.000208	0.0425143	0.001516	4.15548E-06	0.000260
	October	186.90695	39.22174	0.074988	0.002813	0.010518	0.0048469	0.100275	0.717604	0.000200	1.4199E-04	0.0169115	2.7675E-04	0.0010683	3.13877E-05	0.000602	0.088714	0.000089	0.0180437	0.000775	2.81068E-06	0.000641
	November	239.26237	45.10220	0.103978	0.002003	0.001274	0.0016715	0.116658	0.043249	0.000208	1.6947E-04	0.0075532	2.4500E-04	0.0006549	3.73847E-05	0.000522	0.031245	0.000745	0.0135116	0.000687	8.39827E-06	0.000953
	December	253.39230	42.65233	0.158438	0.002320	0.003845	0.0021489	0.092577	0.497756	0.000465	1.6573E-04	0.0021580	2.3398E-04	0.0006838	1.71184E-05	0.000353	0.007626	0.000019	0.0013652	0.000609	2.78943E-06	0.001196
Year 6	January	278.29709	48.02195	0.211499	0.001933	0.010198	0.0027709	0.103528	0.576396	0.000384	2.4033E-04	0.0227538	2.3445E-04	0.0013856	6.55075E-05	0.000743	0.283661	0.000293	0.0706060	0.001404	2.82531E-06	0.001127
	February	288.13447	51.68611	0.263575	0.001926	0.005904	0.0029492	0.109250	0.595620	0.000209	1.7180E-04	0.0444927	2.3861E-04	0.0021375	8.85676E-05	0.001121	0.567204	0.000522	0.1251383	0.001615	2.83380E-06	0.000934
	March	363.43904	47.61267	0.245069	0.001897	0.035551	0.0037525	0.110345	0.391826	0.000199	5.9397E-04	0.0119231	2.2737E-04	0.0006744	4.15336E-05	0.000379	0.104893	0.000091	0.0233698	0.000762	2.75232E-06	0.001158
	April	302.07777	52.51100																			

		Uranium (U) Total	Zinc (Zn) Total	Dissolved Organic Carbon
		mg/L	mg/L	mg/L
Year 3	January	0.003972	0.006409	1.501061
	February	0.004114	0.009045	1.051726
	March	0.004138	0.002216	0.967370
	April	0.004278	0.001821	2.886828
	May	0.002032	0.012991	4.533788
	June	0.001339	0.005860	4.046749
	July	0.001837	0.002175	5.410945
	August	0.001715	0.008568	6.716532
	September	0.001539	0.006572	5.054064
	October	0.002494	0.002622	3.705846
	November	0.002928	0.002460	1.949509
	December	0.003399	0.000792	1.378043
Year 4	January	0.003971	0.006403	1.500878
	February	0.004114	0.009036	1.051698
	March	0.004138	0.002213	0.967313
	April	0.004292	0.001820	2.886376
	May	0.002096	0.012990	4.532274
	June	0.001364	0.005861	4.046486
	July	0.001858	0.002176	5.410800
	August	0.001777	0.008572	6.716042
	September	0.001587	0.006573	5.053834
	October	0.002546	0.002623	3.705724
	November	0.002928	0.002460	1.949485
	December	0.003399	0.000792	1.378034
Year 5	January	0.003971	0.006403	1.500876
	February	0.004114	0.009035	1.051693
	March	0.004137	0.002212	0.967291
	April	0.004303	0.001820	2.886093
	May	0.002142	0.012986	4.530867
	June	0.001380	0.005859	4.046115
	July	0.001869	0.002175	5.410544
	August	0.001811	0.008569	6.714858
	September	0.001612	0.006569	5.053020
	October	0.002569	0.002623	3.705020
	November	0.002927	0.002455	1.949248
	December	0.003399	0.000791	1.377767
Year 6	January	0.003971	0.006392	1.500535
	February	0.004113	0.009018	1.051638
	March	0.004137	0.002208	0.967176
	April	0.004309	0.001818	2.885140
	May	0.002175	0.012969	4.527669
	June	0.001393	0.005854	4.045481
	July	0.001881	0.002174	5.410170
	August	0.001850	0.008567	6.713730
	September	0.001642	0.006567	5.052436
	October	0.002602	0.002623	3.704637
	November	0.002927	0.002453	1.949139
	December	0.003399	0.000791	1.377657

		Hardness (from Total)	Sulphate dissolved	Nitrate (N)	Nitrite (N)	Ammonia (N)	Phosphorus (P)	Fluoride (F)	Chloride (Cl)	Cyanide Total	Cyanide Weak Acid Dissociable	Aluminum (Al) Total	Antimony (Sb) Total	Arsenic (As) Total	Cadmium (Cd) Total	Copper (Cu) Total	Iron (Fe) Total	Lead (Pb) Total	Manganese (Mn) Total	Nickel (Ni) Total	Silver (Ag) Total	Selenium (Se) Total
		mg/L	mg/L	mg/L	mg/L	mg/L	mg/L	mg/L	mg/L	mg/L	mg/L	mg/L	mg/L	mg/L	mg/L	mg/L	mg/L	mg/L	mg/L	mg/L	mg/L	mg/L
Year 7	January	278.28075	48.01861	0.211487	0.001933	0.010195	0.0027709	0.103524	0.576347	0.000384	2.4027E-04	0.0227558	2.3445E-04	0.0013856	6.54943E-05	0.000743	0.283652	0.000293	0.0705974	0.001404	2.82691E-06	0.001127
	February	288.11531	51.68204	0.263560	0.001926	0.005902	0.0029492	0.109246	0.595552	0.000209	1.7178E-04	0.0444964	2.3861E-04	0.0021374	8.85482E-05	0.001121	0.567190	0.000522	0.1251244	0.001615	2.83595E-06	0.000934
	March	363.41083	47.60700	0.245053	0.001896	0.035550	0.0037525	0.110340	0.391779	0.000199	5.9393E-04	0.0119286	2.2738E-04	0.0006744	4.15178E-05	0.000379	0.104802	0.000091	0.0233624	0.000762	2.75546E-06	0.001158
	April	302.08174	52.52973	0.260220	0.003641	0.002435	0.0029174	0.128080	0.292000	0.000459	4.0496E-04	0.0111480	3.4074E-04	0.0008222	4.66712E-05	0.000359	0.078398	0.000121	0.0126275	0.000873	3.25356E-06	0.001000
	May	102.98426	24.79021	0.046786	0.004618	0.005045	0.0187967	0.107582	1.450103	0.000594	5.5695E-04	0.0633777	4.0444E-04	0.0018421	5.98432E-05	0.001514	0.596129	0.000131	0.0919411	0.001990	4.49383E-06	0.000279
	June	135.29128	28.81468	0.011191	0.004364	0.007864	0.0063792	0.106091	0.906491	0.000588	5.0430E-04	0.1071698	2.7998E-04	0.0009015	6.06554E-05	0.001778	0.279524	0.000278	0.0286301	0.001642	1.44890E-05	0.000277
	July	190.46527	34.05749	0.011799	0.002368	0.008585	0.0036021	0.106289	0.352222	0.000533	5.6657E-04	0.0146666	2.7461E-04	0.0011495	3.61025E-05	0.000700	0.126061	0.000197	0.0229444	0.001391	5.29662E-06	0.000355
	August	152.68294	33.95475	0.013863	0.006369	0.004932	0.0080076	0.078096	0.827705	0.000540	4.8463E-04	0.0334727	5.7751E-04	0.0006730	3.52850E-05	0.000815	0.142043	0.000320	0.0210581	0.002298	6.23602E-06	0.000374
	September	143.26337	32.49287	0.027626	0.004389	0.015551	0.0045631	0.082311	1.133659	0.000643	6.1003E-04	0.0355470	3.6575E-04	0.0008749	5.10357E-05	0.001008	0.152196	0.000208	0.0427878	0.001518	4.18426E-06	0.000263
	October	187.09335	39.37258	0.086873	0.003129	0.012257	0.0049149	0.100812	0.792117	0.000200	1.4183E-04	0.0172005	2.8815E-04	0.0010710	3.14196E-05	0.000604	0.088696	0.000089	0.0182324	0.000777	2.83819E-06	0.000647
	November	239.22506	45.09316	0.103955	0.002002	0.001273	0.0016715	0.116648	0.043110	0.000208	1.6941E-04	0.0075610	2.4500E-04	0.0006548	3.73446E-05	0.000522	0.031204	0.000745	0.0135002	0.000687	8.40279E-06	0.000952
	December	253.36713	42.64625	0.158417	0.002320	0.003844	0.0021491	0.092574	0.497716	0.000465	1.6569E-04	0.0021631	2.3399E-04	0.0006838	1.71059E-05	0.000353	0.007619	0.000019	0.0013650	0.000609	2.79304E-06	0.001196
Year 8	January	278.26359	48.01511	0.211474	0.001933	0.010192	0.0027710	0.103519	0.576296	0.000384	2.4021E-04	0.0227580	2.3445E-04	0.0013856	6.54804E-05	0.000743	0.283643	0.000293	0.0705883	0.001404	2.82859E-06	0.001127
	February	288.09380	51.67748	0.263543	0.001926	0.005900	0.0029492	0.109241	0.595475	0.000209	1.7174E-04	0.0445005	2.3862E-04	0.0021374	8.85263E-05	0.001121	0.567174	0.000522	0.1251088	0.001615	2.83835E-06	0.000934
	March	363.38158	47.60112	0.245036	0.001896	0.035548	0.0037525	0.110334	0.391730	0.000199	5.9389E-04	0.0119342	2.2738E-04	0.0006744	4.15014E-05	0.000379	0.104707	0.000091	0.0233548	0.000762	2.75872E-06	0.001158
	April	302.06364	52.53662	0.262431	0.003692	0.002480	0.0029234	0.128117	0.298128	0.000459	4.0490E-04	0.0111778	3.4169E-04	0.0008225	4.66691E-05	0.000359	0.078345	0.000122	0.0126313	0.000873	3.25922E-06	0.001000
	May	103.03062	24.84358	0.047766	0.004688	0.005107	0.0188208	0.107778	1.477564	0.000593	5.5672E-04	0.0634616	4.0869E-04	0.0018430	5.98341E-05	0.001515	0.595968	0.000131	0.0920636	0.001991	4.50874E-06	0.000280
	June	135.29831	28.83027	0.011368	0.004393	0.007976	0.0063881	0.106161	0.916304	0.000588	5.0415E-04	0.1072129	2.8150E-04	0.0009019	6.06568E-05	0.001778	0.279483	0.000279	0.0286705	0.001642	1.44961E-05	0.000278
	July	190.47344	34.07002	0.011868	0.002376	0.008596	0.0036056	0.106343	0.359047	0.000533	5.6651E-04	0.0146876	2.7578E-04	0.0011498	3.60976E-05	0.000701	0.126052	0.000197	0.0229757	0.001391	5.30061E-06	0.000356
	August	152.71965	34.00209	0.013958	0.006390	0.004960	0.0080168	0.078286	0.854217	0.000540	4.8444E-04	0.0335831	5.8156E-04	0.0006740	3.52839E-05	0.000816	0.142020	0.000320	0.0210994	0.002299	6.24953E-06	0.000375
	September	143.28305	32.52361	0.027766	0.004401	0.015620	0.0045727	0.082437	1.151946	0.000643	6.0991E-04	0.0355843	3.6824E-04	0.0008756	5.10187E-05	0.001009	0.152181	0.000208	0.0428562	0.001518	4.19418E-06	0.000263
	October	187.11267	39.40283	0.087100	0.003136	0.012292	0.0049306	0.100930	0.809580	0.000200	1.4172E-04	0.0172744	2.9083E-04	0.0010716	3.14185E-05	0.000605	0.088683	0.000089	0.0182754	0.000778	2.84747E-06	0.000648
	November	239.19970	45.08701	0.103939	0.002002	0.001273	0.0016715	0.116641	0.043017	0.000208	1.6937E-04	0.0075663	2.4500E-04	0.0006548	3.73174E-05	0.000522	0.031177	0.000745	0.0134924	0.000687	8.40586E-06	0.000952
	December	253.34773	42.64157	0.158401	0.002319	0.003843	0.0021492	0.092572	0.497685	0.000465	1.6565E-04	0.0021670	2.3399E-04	0.0006837	1.70962E-05	0.000354	0.007613	0.000019	0.0013647	0.000609	2.79583E-06	0.001196
Year 9	January	278.23705	48.00970	0.211453	0.001933	0.010188	0.0027710	0.103513	0.576217	0.000384	2.4012E-04	0.0227613	2.3446E-04	0.0013856	6.54589E-05	0.000743	0.283630	0.000293	0.0705743	0.001404	2.83119E-06	0.001127
	February	288.06082	51.67047	0.263517	0.001926	0.005897	0.0029492	0.109233	0.595357	0.000209	1.7170E-04	0.0445067	2.3862E-04	0.0021373	8.84927E-05	0.001121	0.567150	0.000522	0.1250849	0.001615	2.84205E-06	0.000934
	March	363.33445	47.59165	0.245009	0.001896	0.035546	0.0037525	0.110325	0.391651	0.000199	5.9382E-04	0.0119433	2.2739E-04	0.0006744	4.14750E-05	0.000380	0.104555	0.000091	0.0233425	0.000762	2.76397E-06	0.001158
	April	302.01505	52.53167	0.261644	0.003674	0.002464	0.0029256	0.128120	0.300175	0.000459	4.0481E-04	0.0111957	3.4203E-04	0.0008225	4.66602E-05	0.000360	0.078268	0.000122	0.0126286	0.000873	3.26552E-06	0.001000
	May	102.99523	24.85251	0.047211	0.004648	0.005072	0.0188262	0.107828	1.486035	0.000593	5.5639E-04	0.0634853	4.1008E-04	0.0018431	5.97876E-05	0.001515	0.595729	0.000131	0.0920866	0.001991	4.52165E-06	0.000280
	June	135.27384	28.82822	0.011194	0.004364	0.007866	0.0063908	0.106177	0.918880	0.000588	5.0396E-04	0.1072314	2.8192E-04	0.0009020	6.06432E-05	0.001778	0.279429	0.000279	0.0286766	0.001642	1.45026E-05	0.000278
	July	190.45870	34.06894	0.011723	0.002359	0.008572	0.0036063	0.106352	0.360712	0.000533	5.6644E-04	0.0146953	2.7607E-04	0.0011498	3.60842E-05	0.000701	0.126041	0.000197	0.0229805	0.001391	5.30344E-06	0.000356
	August	152.66523	33.99759	0.013696	0.006330	0.004882	0.0080179	0.078311	0.858933	0.000540	4.8418E-04	0.0336181	5.8229E-04	0.0006742	3.52661E-05	0.000817	0.141987	0.000320	0.0211043	0.002298	6.25937E-06	0.000375
	September	143.22723	32.51285	0.027242	0.004355	0.015367	0.0045735	0.082432	1.153397	0.000643	6.0973E-04	0.0355936	3.6848E-04	0.0008756	5.09748E-05	0.001009	0.152158	0.000208	0.0428543	0.001518	4.20185E-06	0.000263
	October	187.06605	39.39522	0.085436	0.003092	0.012050	0.0049314	0.100924	0.811004	0.000200	1.4157E-04	0.0172924	2.9108E-04	0.0010717	3.14014E-05	0.000605	0.088664	0.000089	0.0182765	0.000778	2.85385E-06	0.000648
	November	239.16590	45.07882	0.103918	0.002002	0.001272	0.0016715	0.116632	0.042891	0.000207	1.6932E-04	0.0075734	2.4501E-04	0.0006548	3.72811E-05	0.000522	0.031140	0.000745	0.0134820	0.000687	8.40995E-06	0.000952
	December	253.32376	42.63579	0.158381	0.002319	0.003842	0.0021494	0.092569	0.497647	0.000465	1.6562E-04	0.0021719	2.3399E-04	0.0006837	1.70843E-05	0.000354	0.007606	0.000019	0.0013645	0.000609	2.79927E-06	0.001196
Year 10	January	278.20435	48.00303	0.211428	0.001932	0.010183	0.0027710	0.103505	0.576120	0.000384	2.4001E-04	0.0227654	2.3446E-04	0.0013856	6.54324E-05	0.000744	0.283613	0.000293	0.0705570	0.001404	2.83439E-06	0.001127
	February	288.02219	51.66227	0.263486	0.001925	0.005893	0.0029491	0.109224	0.595220	0.000209	1.7164E-04	0.0445141	2.3863E-04	0.0021372	8.84534E-05	0.001122	0.567122	0.000522	0.1250568	0.001615	2.84638E-06	0.000934
	March	363.28435	47.58159	0.244981	0.001896	0.035544	0.0037524	0.110315	0.391568	0.000199	5.9375E-04	0.0119530	2.2739E-04	0.0006743	4.14469E-05	0.000380	0.104394	0.000091	0.0233294	0.000762	2.76955E-06	0.001158
	April	301.93062	52.50223																			

		Uranium (U) Total	Zinc (Zn) Total	Dissolved Organic Carbon
		mg/L	mg/L	mg/L
Year 7	January	0.003971	0.006388	1.500402
	February	0.004113	0.009011	1.051616
	March	0.004136	0.002205	0.967125
	April	0.004317	0.001817	2.884706
	May	0.002212	0.012963	4.525982
	June	0.001406	0.005852	4.045120
	July	0.001892	0.002174	5.409961
	August	0.001881	0.008566	6.712931
	September	0.001664	0.006566	5.051967
	October	0.002625	0.002622	3.704301
	November	0.002927	0.002451	1.949026
	December	0.003398	0.000790	1.377542
Year 8	January	0.003971	0.006384	1.500261
	February	0.004113	0.009003	1.051592
	March	0.004136	0.002203	0.967071
	April	0.004321	0.001816	2.884192
	May	0.002232	0.012953	4.524073
	June	0.001413	0.005848	4.044696
	July	0.001897	0.002173	5.409680
	August	0.001899	0.008562	6.711985
	September	0.001678	0.006563	5.051404
	October	0.002638	0.002622	3.703817
	November	0.002927	0.002448	1.948875
	December	0.003398	0.000790	1.377369
Year 9	January	0.003970	0.006377	1.500044
	February	0.004113	0.008992	1.051555
	March	0.004136	0.002200	0.966985
	April	0.004323	0.001814	2.883445
	May	0.002239	0.012935	4.521266
	June	0.001415	0.005842	4.044135
	July	0.001899	0.002172	5.409327
	August	0.001902	0.008554	6.710648
	September	0.001679	0.006558	5.050545
	October	0.002638	0.002620	3.703153
	November	0.002927	0.002444	1.948673
	December	0.003398	0.000789	1.377155
Year 10	January	0.003970	0.006368	1.499777
	February	0.004112	0.008978	1.051512
	March	0.004135	0.002196	0.966893
	April	0.004315	0.001812	2.882709
	May	0.002206	0.012914	4.518809
	June	0.001403	0.005835	4.043650
	July	0.001888	0.002171	5.409078
	August	0.001869	0.008545	6.709898
	September	0.001653	0.006556	5.050221
	October	0.002610	0.002619	3.702986
	November	0.002927	0.002444	1.948636
	December	0.003398	0.000789	1.377133

		Hardness (from Total)	Sulphate dissolved	Nitrate (N)	Nitrite (N)	Ammonia (N)	Phosphorus (P)	Fluoride (F)	Chloride (Cl)	Cyanide Total	Cyanide Weak Acid Dissociable	Aluminum (Al) Total	Antimony (Sb) Total	Arsenic (As) Total	Cadmium (Cd) Total	Copper (Cu) Total	Iron (Fe) Total	Lead (Pb) Total	Manganese (Mn) Total	Nickel (Ni) Total	Silver (Ag) Total	Selenium (Se) Total
		mg/L	mg/L	mg/L	mg/L	mg/L	mg/L	mg/L	mg/L	mg/L	mg/L	mg/L	mg/L	mg/L	mg/L	mg/L	mg/L	mg/L	mg/L	mg/L	mg/L	mg/L
Year 11	January	274.27191	43.11721	0.197569	0.001195	0.007453	0.0026557	0.101456	0.587300	0.000351	2.0472E-04	0.0220666	1.1248E-04	0.0012958	3.36486E-05	0.000725	0.281659	0.000247	0.0492970	0.001196	2.49011E-06	0.000980
	February	285.05898	47.08465	0.251895	0.001207	0.002831	0.0028472	0.107608	0.608008	0.000172	1.3553E-04	0.0445180	1.1966E-04	0.0020744	5.81227E-05	0.001116	0.574195	0.000484	0.1059818	0.001420	2.51416E-06	0.000787
	March	366.11167	43.47935	0.235567	0.001215	0.033613	0.0037129	0.109849	0.401958	0.000165	5.7656E-04	0.0111345	1.1362E-04	0.0005778	1.84512E-05	0.000357	0.099078	0.000043	0.0127409	0.000555	2.46950E-06	0.001033
	April	301.35584	44.69454	0.237575	0.002340	0.001500	0.0027684	0.127858	0.306332	0.000410	3.5552E-04	0.0094965	1.2833E-04	0.0006428	1.46370E-05	0.000312	0.065481	0.000030	0.0030832	0.000478	2.71271E-06	0.000741
	May	90.54734	15.32898	0.036158	0.003339	0.002186	0.0202506	0.108614	1.590793	0.000568	5.3017E-04	0.0669855	2.0044E-04	0.0017754	1.71635E-05	0.001585	0.634485	0.000040	0.0565948	0.001711	4.14319E-06	0.000120
	June	127.56026	23.68409	0.008078	0.003590	0.005286	0.0063542	0.104028	0.925078	0.000562	4.7691E-04	0.1085138	1.6698E-04	0.0008032	3.07088E-05	0.001784	0.276927	0.000234	0.0092867	0.001451	1.44502E-05	0.000153
	July	182.52820	29.60074	0.006174	0.001714	0.005962	0.0034732	0.103036	0.349443	0.000503	5.3769E-04	0.0137419	1.8117E-04	0.0010592	1.15345E-05	0.000674	0.119246	0.000158	0.0066327	0.001214	5.00756E-06	0.000226
	August	144.39917	24.75128	0.009906	0.005137	0.003380	0.0084300	0.075971	0.895556	0.000507	4.4857E-04	0.0341677	3.7460E-04	0.0004806	8.87950E-06	0.000818	0.136436	0.000242	0.0050745	0.002030	6.01857E-06	0.000180
	September	133.98592	24.71872	0.019039	0.003227	0.010009	0.0045509	0.079777	1.191706	0.000616	5.8314E-04	0.0357386	1.8491E-04	0.0007280	9.89360E-06	0.001011	0.146443	0.000135	0.0097351	0.001225	3.78812E-06	0.000105
	October	182.20832	34.52961	0.066003	0.002266	0.008221	0.0048925	0.099494	0.804376	0.000164	1.0470E-04	0.0164545	1.6737E-04	0.0009809	8.22708E-06	0.000587	0.082029	0.000038	0.0066409	0.000557	2.51560E-06	0.000490
	November	234.65443	39.91596	0.086207	0.001220	0.000456	0.0015205	0.115245	0.039246	0.000168	1.2998E-04	0.0063813	1.1523E-04	0.0005388	1.41854E-05	0.000497	0.021635	0.000711	0.0053496	0.000445	8.22993E-06	0.000793
	December	248.54684	37.39997	0.142433	0.001563	0.001107	0.0020108	0.090121	0.507074	0.000433	1.2674E-04	0.0009966	1.0688E-04	0.0005698	5.56929E-06	0.000322	0.001130	0.000005	0.0002741	0.000369	2.43299E-06	0.001045
Year 12	January	270.55053	41.11605	0.191224	0.000940	0.006488	0.0025932	0.099874	0.585907	0.000337	1.9136E-04	0.0217803	7.0884E-05	0.0012543	2.28285E-05	0.000712	0.281243	0.000229	0.0423525	0.001116	2.34645E-06	0.000923
	February	281.31495	45.06703	0.245499	0.000949	0.001760	0.0027843	0.106012	0.606696	0.000158	1.2193E-04	0.0440656	7.7641E-05	0.0020326	4.72231E-05	0.001102	0.573744	0.000467	0.0984502	0.001340	2.36639E-06	0.000729
	March	361.90968	41.20606	0.230071	0.000924	0.032343	0.0036419	0.108050	0.400333	0.000149	5.6124E-04	0.0106193	6.6198E-05	0.0005304	8.99787E-06	0.000341	0.095815	0.000023	0.0083251	0.000464	2.30024E-06	0.000980
	April	298.40197	43.07211	0.229334	0.002061	0.001293	0.0027170	0.126586	0.305461	0.000399	3.4462E-04	0.0091178	9.4315E-05	0.0006088	9.59769E-06	0.000300	0.064144	0.000024	0.0016004	0.000413	2.58594E-06	0.000695
	May	89.21276	14.55757	0.033526	0.003108	0.001999	0.0202340	0.108026	1.591830	0.000563	5.2564E-04	0.0668530	1.8394E-04	0.0017594	1.42615E-05	0.001580	0.633905	0.000039	0.0536675	0.001680	4.06172E-06	0.000108
	June	126.41273	23.04897	0.007362	0.003436	0.004761	0.0063348	0.103520	0.925014	0.000558	4.7298E-04	0.1083517	1.5344E-04	0.0007897	2.72142E-05	0.001779	0.276027	0.000232	0.0070439	0.001425	1.43911E-05	0.000138
	July	180.47379	28.49414	0.005185	0.001536	0.005755	0.0034564	0.102159	0.348796	0.000496	5.3032E-04	0.0135763	1.5808E-04	0.0010362	7.76023E-06	0.000666	0.118621	0.000155	0.0028438	0.001170	4.92593E-06	0.000194
	August	141.97820	23.40831	0.008932	0.004847	0.003042	0.0084154	0.074908	0.895320	0.000498	4.3991E-04	0.0338303	3.4618E-04	0.0004521	6.40848E-06	0.000808	0.135300	0.000230	0.0033761	0.001976	5.90347E-06	0.000155
	September	131.48139	23.34671	0.017006	0.002971	0.008805	0.0045270	0.078703	1.191252	0.000606	5.7408E-04	0.0355782	1.5931E-04	0.0006991	6.51759E-06	0.001003	0.145787	0.000130	0.0054800	0.001169	3.67670E-06	0.000081
	October	178.48782	32.51653	0.057861	0.001938	0.006713	0.0048323	0.097916	0.803098	0.000150	9.1275E-05	0.0159919	1.2532E-04	0.0009388	3.10574E-06	0.000573	0.080310	0.000023	0.0026802	0.000476	2.36463E-06	0.000433
	November	230.72627	37.80631	0.079499	0.000951	0.000184	0.0014991	0.113576	0.038124	0.000153	1.1574E-04	0.0059100	7.1328E-05	0.0004950	6.49791E-06	0.000483	0.020776	0.000693	0.0026351	0.000360	8.07655E-06	0.000733
	December	244.77764	35.38105	0.136027	0.001306	0.000326	0.0019610	0.088515	0.505545	0.000419	1.1312E-04	0.0006188	6.4959E-05	0.0005278	1.82725E-06	0.000309	0.000814	0.000001	0.0000356	0.000289	2.28758E-06	0.000988
Year 13	January	270.61984	41.13019	0.191277	0.000940	0.006499	0.0025932	0.099892	0.586113	0.000338	1.9160E-04	0.0217716	7.0874E-05	0.0012543	2.28847E-05	0.000711	0.281278	0.000229	0.0423891	0.001116	2.33967E-06	0.000924
	February	281.39989	45.08506	0.245566	0.000949	0.001768	0.0027844	0.106032	0.606999	0.000159	1.2205E-04	0.0440495	7.7627E-05	0.0020327	4.73095E-05	0.001101	0.573806	0.000467	0.0985118	0.001340	2.35688E-06	0.000730
	March	362.02857	41.22995	0.230138	0.000924	0.032348	0.0036420	0.108073	0.400531	0.000149	5.6141E-04	0.0105964	6.6183E-05	0.0005305	9.06453E-06	0.000340	0.096198	0.000023	0.0083561	0.000465	2.28699E-06	0.000981
	April	298.54784	43.09765	0.226525	0.001997	0.001236	0.0027166	0.126621	0.305883	0.000400	3.4484E-04	0.0090922	9.4300E-05	0.0006088	9.62569E-06	0.000299	0.064348	0.000024	0.0016145	0.000413	2.57109E-06	0.000696
	May	89.38311	14.58624	0.031830	0.002987	0.001891	0.0202423	0.108073	1.593501	0.000564	5.2651E-04	0.0668654	1.8395E-04	0.0017600	1.44083E-05	0.001579	0.634532	0.000039	0.0537246	0.001681	4.03458E-06	0.000108
	June	126.49895	23.06976	0.006961	0.003370	0.004507	0.0063341	0.103533	0.925472	0.000558	4.7347E-04	0.1083301	1.5343E-04	0.0007897	2.72596E-05	0.001778	0.276169	0.000232	0.0070605	0.001425	1.43765E-05	0.000139
	July	180.52517	28.50706	0.004901	0.001503	0.005709	0.0034566	0.102170	0.348944	0.000496	5.3049E-04	0.0135691	1.5808E-04	0.0010362	7.79727E-06	0.000666	0.118648	0.000155	0.0028531	0.001170	4.92035E-06	0.000194
	August	142.15700	23.44749	0.008444	0.004741	0.002899	0.0084172	0.074941	0.896181	0.000498	4.4058E-04	0.0337891	3.4628E-04	0.0004521	6.45975E-06	0.000807	0.135384	0.000230	0.0033844	0.001977	5.88224E-06	0.000155
	September	131.61874	23.37925	0.016195	0.002898	0.008408	0.0045271	0.078743	1.191912	0.000607	5.7448E-04	0.0355646	1.5929E-04	0.0006991	6.61820E-06	0.001002	0.145838	0.000130	0.0054999	0.001169	3.66067E-06	0.000081
	October	178.59818	32.54012	0.055480	0.001874	0.006362	0.0048336	0.097954	0.803437	0.000150	9.1593E-05	0.0159658	1.2531E-04	0.0009388	3.14441E-06	0.000572	0.080350	0.000023	0.0026866	0.000476	2.35198E-06	0.000434
	November	230.79973	37.82411	0.079545	0.000952	0.000185	0.0014992	0.113596	0.038396	0.000153	1.1586E-04	0.0058946	7.1324E-05	0.0004950	6.57679E-06	0.000482	0.020856	0.000693	0.0026576	0.000361	8.06765E-06	0.000734
	December	244.82944	35.39355	0.136070	0.001307	0.000328	0.0019606	0.088521	0.505627	0.000419	1.1320E-04	0.0006083	6.4952E-05	0.0005279	1.85298E-06	0.000308	0.000829	0.000001	0.0000362	0.000289	2.28015E-06	0.000988
Year 14	January	270.68337	41.14315	0.191325	0.000941	0.006509	0.0025931	0.099908	0.586303	0.000338	1.9181E-04	0.0217636	7.0864E-05	0.0012544	2.29361E-05	0.000711	0.281311	0.000229	0.0424227	0.001116	2.33345E-06	0.000924
	February	281.47068	45.10009	0.245622	0.000950	0.001775	0.0027845	0.106048	0.607251	0.000159	1.2216E-04	0.0440360	7.7616E-05	0.0020329	4.73815E-05	0.001101	0.573857	0.000467	0.0985632	0.001340	2.34895E-06	0.000730
	March	362.11774	41.24786	0.230189	0.000925	0.032353	0.0036420	0.108091	0.400679	0.000149	5.6154E-04	0.0105791	6.6172E-05	0.0005306	9.11453E-06	0.000339	0.096486	0.000023	0.0083793	0.000465	2.27706E-06	0.000981
	April	298.59620	43.04733																			

		Uranium (U) Total	Zinc (Zn) Total	Dissolved Organic Carbon
		mg/L	mg/L	mg/L
Year 11	January	0.003537	0.002543	1.541754
	February	0.003701	0.005322	1.082595
	March	0.003776	0.001170	1.004117
	April	0.003617	0.000584	3.083161
	May	0.001397	0.006559	4.958448
	June	0.000933	0.002246	4.141422
	July	0.001499	0.000423	5.429161
	August	0.001076	0.002398	7.396330
	September	0.000905	0.000708	5.380898
	October	0.002165	0.000435	3.842491
	November	0.002441	0.000769	2.014253
	December	0.002931	0.000181	1.417721
Year 12	January	0.003362	0.001385	1.542321
	February	0.003524	0.004043	1.082691
	March	0.003577	0.000749	1.004335
	April	0.003475	0.000393	3.085116
	May	0.001329	0.006094	4.965810
	June	0.000876	0.001840	4.142870
	July	0.001402	0.000233	5.430023
	August	0.000968	0.001707	7.399706
	September	0.000784	0.000488	5.382816
	October	0.001988	0.000178	3.843907
	November	0.002256	0.000363	2.014690
	December	0.002754	0.000079	1.418184
Year 13	January	0.003363	0.001403	1.542888
	February	0.003525	0.004073	1.082786
	March	0.003578	0.000758	1.004553
	April	0.003476	0.000398	3.087070
	May	0.001330	0.006144	4.973172
	June	0.000877	0.001856	4.144318
	July	0.001402	0.000236	5.430885
	August	0.000969	0.001728	7.403082
	September	0.000785	0.000498	5.384735
	October	0.001989	0.000181	3.845323
	November	0.002257	0.000371	2.015128
	December	0.002755	0.000081	1.418646
Year 14	January	0.003363	0.001420	1.543408
	February	0.003525	0.004098	1.082866
	March	0.003579	0.000765	1.004716
	April	0.003449	0.000401	3.088374
	May	0.001198	0.006176	4.977466
	June	0.000831	0.001864	4.145042
	July	0.001364	0.000237	5.431244
	August	0.000840	0.001738	7.404207
	September	0.000690	0.000501	5.385215
	October	0.001891	0.000182	3.845559
	November	0.002257	0.000372	2.015164
	December	0.002755	0.000081	1.418646

		Hardness (from Total)	Sulphate dissolved	Nitrate (N)	Nitrite (N)	Ammonia (N)	Phosphorus (P)	Fluoride (F)	Chloride (Cl)	Cyanide Total	Cyanide Weak Acid Dissociable	Aluminum (Al) Total	Antimony (Sb) Total	Arsenic (As) Total	Cadmium (Cd) Total	Copper (Cu) Total	Iron (Fe) Total	Lead (Pb) Total	Manganese (Mn) Total	Nickel (Ni) Total	Silver (Ag) Total	Selenium (Se) Total	
		mg/L	mg/L	mg/L	mg/L	mg/L	mg/L	mg/L	mg/L	mg/L	mg/L	mg/L	mg/L	mg/L	mg/L	mg/L	mg/L	mg/L	mg/L	mg/L	mg/L	mg/L	mg/L
Year 15	January	267.91166	40.53814	0.189124	0.000917	0.006075	0.0025569	0.098847	0.578542	0.000330	1.8250E-04	0.0216363	6.8920E-05	0.0012470	1.99788E-05	0.000704	0.279850	0.000226	0.0407658	0.001107	2.29229E-06	0.000905	
	February	278.50702	44.41685	0.243155	0.000921	0.001457	0.0027354	0.104919	0.597482	0.000154	1.1745E-04	0.0437129	7.4956E-05	0.0020210	4.35123E-05	0.001092	0.571708	0.000460	0.0961667	0.001327	2.30186E-06	0.000711	
	March	357.66190	40.27445	0.227508	0.000883	0.032078	0.0035707	0.106532	0.393728	0.000143	5.5466E-04	0.0101150	6.2295E-05	0.0005185	5.58679E-06	0.000330	0.081618	0.000018	0.0069998	0.000448	2.20818E-06	0.000959	
	April	295.44301	42.12168	0.215684	0.001708	0.001002	0.0026790	0.125177	0.211651	0.000390	3.3717E-04	0.0085884	1.0038E-04	0.0006262	7.87086E-06	0.000290	0.060701	0.000021	0.0007727	0.000383	2.51988E-06	0.000688	
	May	82.14541	11.94362	0.024482	0.002329	0.001368	0.0199630	0.103855	1.145721	0.000529	4.9354E-04	0.0643959	2.3358E-04	0.0018585	6.86277E-06	0.001521	0.616846	0.000031	0.0436499	0.001586	3.93861E-06	0.000110	
	June	122.61678	21.47123	0.005297	0.003008	0.003308	0.0062834	0.101626	0.772344	0.000538	4.5547E-04	0.1074560	1.6025E-04	0.0008165	2.14877E-05	0.001757	0.270585	0.000224	0.0021510	0.001373	1.42880E-05	0.000131	
	July	178.78949	27.81433	0.003775	0.001333	0.005479	0.0034397	0.101172	0.241097	0.000489	5.2370E-04	0.0132654	1.7403E-04	0.0010691	6.58996E-06	0.000656	0.117726	0.000153	0.0007124	0.001150	4.87865E-06	0.000204	
	August	135.72112	21.14102	0.006470	0.004157	0.002230	0.0083458	0.071377	0.429383	0.000472	4.1448E-04	0.0321920	4.1228E-04	0.0005859	4.76826E-06	0.000773	0.131176	0.000212	0.0008571	0.001902	5.80001E-06	0.000189	
	September	127.03638	21.75738	0.012572	0.002532	0.006526	0.0044918	0.076044	0.879304	0.000591	5.5812E-04	0.0350570	2.0047E-04	0.0007889	4.10048E-06	0.000982	0.143876	0.000124	0.0013699	0.001128	3.64867E-06	0.000096	
	October	175.06292	31.73514	0.046248	0.001641	0.005055	0.0047543	0.095492	0.486893	0.000139	7.9646E-05	0.0151825	1.9188E-04	0.0010498	3.71273E-06	0.000558	0.078184	0.000020	0.0018051	0.000471	2.40111E-06	0.000479	
	November	228.34525	37.19600	0.077903	0.000914	0.000136	0.0014854	0.112544	0.029973	0.000149	1.1180E-04	0.0056155	6.8998E-05	0.0004873	3.53362E-06	0.000474	0.018125	0.000689	0.0018521	0.000350	8.02619E-06	0.000715	
	December	243.00740	34.93202	0.134524	0.001269	0.000225	0.0019441	0.087952	0.502914	0.000416	1.1017E-04	0.0003939	6.3307E-05	0.0005233	7.70957E-07	0.000303	0.000251	0.000000	0.0000105	0.000280	2.24610E-06	0.000973	
Year 16	January	267.91166	40.53814	0.189124	0.000917	0.006075	0.0025569	0.098847	0.578542	0.000330	1.8250E-04	0.0216363	6.8920E-05	0.0012470	1.99788E-05	0.000704	0.279850	0.000226	0.0407658	0.001107	2.29229E-06	0.000905	
	February	278.50702	44.41685	0.243155	0.000921	0.001457	0.0027354	0.104919	0.597482	0.000154	1.1745E-04	0.0437129	7.4956E-05	0.0020210	4.35123E-05	0.001092	0.571708	0.000460	0.0961667	0.001327	2.30186E-06	0.000711	
	March	357.66190	40.27445	0.227508	0.000883	0.032078	0.0035707	0.106532	0.393728	0.000143	5.5466E-04	0.0101150	6.2295E-05	0.0005185	5.58679E-06	0.000330	0.081618	0.000018	0.0069998	0.000448	2.20818E-06	0.000959	
	April	295.44301	42.12168	0.213480	0.001657	0.000957	0.0026790	0.125177	0.211651	0.000390	3.3717E-04	0.0085884	1.0038E-04	0.0006262	7.87086E-06	0.000290	0.060701	0.000021	0.0007727	0.000383	2.51988E-06	0.000688	
	May	82.14541	11.94362	0.023172	0.002235	0.001285	0.0199630	0.103855	1.145721	0.000529	4.9354E-04	0.0643959	2.3358E-04	0.0018585	6.86277E-06	0.001521	0.616846	0.000031	0.0436499	0.001586	3.93861E-06	0.000110	
	June	122.61678	21.47123	0.004990	0.002957	0.003113	0.0062834	0.101626	0.772344	0.000538	4.5547E-04	0.1074560	1.6025E-04	0.0008165	2.14877E-05	0.001757	0.270585	0.000224	0.0021510	0.001373	1.42880E-05	0.000131	
	July	178.78949	27.81433	0.003558	0.001307	0.005443	0.0034397	0.101172	0.241097	0.000489	5.2370E-04	0.0132654	1.7403E-04	0.0010691	6.58996E-06	0.000656	0.117726	0.000153	0.0007124	0.001150	4.87865E-06	0.000204	
	August	135.72112	21.14102	0.006097	0.004074	0.002120	0.0083458	0.071377	0.429383	0.000472	4.1448E-04	0.0321920	4.1228E-04	0.0005859	4.76826E-06	0.000773	0.131176	0.000212	0.0008571	0.001902	5.80001E-06	0.000189	
	September	127.03638	21.75738	0.011939	0.002476	0.006219	0.0044918	0.076044	0.879304	0.000591	5.5812E-04	0.0350570	2.0047E-04	0.0007889	4.10048E-06	0.000982	0.143876	0.000124	0.0013699	0.001128	3.64867E-06	0.000096	
	October	175.06292	31.73514	0.044394	0.001592	0.004784	0.0047543	0.095492	0.486893	0.000139	7.9646E-05	0.0151825	1.9188E-04	0.0010498	3.71273E-06	0.000558	0.078184	0.000020	0.0018051	0.000471	2.40111E-06	0.000479	
	November	228.34525	37.19600	0.077903	0.000914	0.000136	0.0014854	0.112544	0.029973	0.000149	1.1180E-04	0.0056155	6.8998E-05	0.0004873	3.53362E-06	0.000474	0.018125	0.000689	0.0018521	0.000350	8.02619E-06	0.000715	
	December	243.00740	34.93202	0.134524	0.001269	0.000225	0.0019441	0.087952	0.502914	0.000416	1.1017E-04	0.0003939	6.3307E-05	0.0005233	7.70957E-07	0.000303	0.000251	0.000000	0.0000105	0.000280	2.24610E-06	0.000973	
Year 17	January	267.91166	40.53814	0.189124	0.000917	0.006075	0.0025569	0.098847	0.578542	0.000330	1.8250E-04	0.0216363	6.8920E-05	0.0012470	1.99788E-05	0.000704	0.279850	0.000226	0.0407658	0.001107	2.29229E-06	0.000905	
	February	278.50702	44.41685	0.243155	0.000921	0.001457	0.0027354	0.104919	0.597482	0.000154	1.1745E-04	0.0437129	7.4956E-05	0.0020210	4.35123E-05	0.001092	0.571708	0.000460	0.0961667	0.001327	2.30186E-06	0.000711	
	March	357.66190	40.27445	0.227508	0.000883	0.032078	0.0035707	0.106532	0.393728	0.000143	5.5466E-04	0.0101150	6.2295E-05	0.0005185	5.58679E-06	0.000330	0.081618	0.000018	0.0069998	0.000448	2.20818E-06	0.000959	
	April	295.44301	42.12168	0.211418	0.001610	0.000916	0.0026790	0.125177	0.211651	0.000390	3.3717E-04	0.0085884	1.0038E-04	0.0006262	7.87086E-06	0.000290	0.060701	0.000021	0.0007727	0.000383	2.51988E-06	0.000688	
	May	82.14541	11.94362	0.021947	0.002147	0.001207	0.0199630	0.103855	1.145721	0.000529	4.9354E-04	0.0643959	2.3358E-04	0.0018585	6.86277E-06	0.001521	0.616846	0.000031	0.0436499	0.001586	3.93861E-06	0.000110	
	June	122.61678	21.47123	0.004703	0.002909	0.002931	0.0062834	0.101626	0.772344	0.000538	4.5547E-04	0.1074560	1.6025E-04	0.0008165	2.14877E-05	0.001757	0.270585	0.000224	0.0021510	0.001373	1.42880E-05	0.000131	
	July	178.78949	27.81433	0.003355	0.001283	0.005409	0.0034397	0.101172	0.241097	0.000489	5.2370E-04	0.0132654	1.7403E-04	0.0010691	6.58996E-06	0.000656	0.117726	0.000153	0.0007124	0.001150	4.87865E-06	0.000204	
	August	135.72112	21.14102	0.005749	0.003996	0.002017	0.0083458	0.071377	0.429383	0.000472	4.1448E-04	0.0321920	4.1228E-04	0.0005859	4.76826E-06	0.000773	0.131176	0.000212	0.0008571	0.001902	5.80001E-06	0.000189	
	September	127.03638	21.75738	0.011348	0.002424	0.005933	0.0044918	0.076044	0.879304	0.000591	5.5812E-04	0.0350570	2.0047E-04	0.0007889	4.10048E-06	0.000982	0.143876	0.000124	0.0013699	0.001128	3.64867E-06	0.000096	
	October	175.06292	31.73514	0.042660	0.001546	0.004531	0.0047543	0.095492	0.486893	0.000139	7.9646E-05	0.0151825	1.9188E-04	0.0010498	3.71273E-06	0.000558	0.078184	0.000020	0.0018051	0.000471	2.40111E-06	0.000479	
	November	228.34525	37.19600	0.077903	0.000914	0.000136	0.0014854	0.112544	0.029973	0.000149	1.1180E-04	0.0056155	6.8998E-05	0.0004873	3.53362E-06	0.000474	0.018125	0.000689	0.0018521	0.000350	8.02619E-06	0.000715	
	December	243.00740	34.93202	0.134524	0.001269	0.000225	0.0019441	0.087952	0.502914	0.000416	1.1017E-04	0.0003939	6.3307E-05	0.0005233	7.70957E-07	0.000303	0.000251	0.000000	0.0000105	0.000280	2.24610E-06	0.000973	
Year 18	January	267.91166	40.53814	0.189124	0.000917	0.006075	0.0025569	0.098847	0.578542	0.000330	1.8250E-04	0.0216363	6.8920E-05	0.0012470	1.99788E-05	0.000704	0.279850	0.000226	0.0407658	0.001107	2.29229E-06	0.000905	
	February	278.50702	44.41685	0.243155	0.000921	0.001457	0.0027354	0.104919	0.597482	0.000154	1.1745E-04	0.0437129	7.4956E-05	0.0020210	4.35123E-05	0.001092	0.571708	0.000460	0.0961667	0.001327	2.30186E-06	0.000711	
	March	357.66190	40.27445	0.227508	0.000883	0.032078	0.0035707	0.106532	0.393728	0.000143	5.5466E-04	0.0101150	6.2295E-05	0.0005185	5.58679E-06	0.000330	0.081618	0.000018	0.0069998	0.000448	2.20818E-06	0.000959	
	April	295.44301	42																				

		Uranium (U) Total	Zinc (Zn) Total	Dissolved Organic Carbon
		mg/L	mg/L	mg/L
Year 15	January	0.003329	0.000691	1.522249
	February	0.003489	0.003048	1.079812
	March	0.003522	0.000411	0.997199
	April	0.003379	0.000270	3.061947
	May	0.001028	0.004030	4.825776
	June	0.000727	0.000859	4.117487
	July	0.001324	0.000124	5.416883
	August	0.000728	0.000734	7.334981
	September	0.000599	0.000178	5.345765
	October	0.001868	0.000108	3.801790
	November	0.002229	0.000095	2.001661
	December	0.002729	0.000023	1.403664
Year 16	January	0.003329	0.000691	1.522249
	February	0.003489	0.003048	1.079812
	March	0.003522	0.000411	0.997199
	April	0.003379	0.000270	3.061947
	May	0.001028	0.004030	4.825776
	June	0.000727	0.000859	4.117487
	July	0.001324	0.000124	5.416883
	August	0.000728	0.000734	7.334981
	September	0.000599	0.000178	5.345765
	October	0.001868	0.000108	3.801790
	November	0.002229	0.000095	2.001661
	December	0.002729	0.000023	1.403664
Year 17	January	0.003329	0.000691	1.522249
	February	0.003489	0.003048	1.079812
	March	0.003522	0.000411	0.997199
	April	0.003379	0.000270	3.061947
	May	0.001028	0.004030	4.825776
	June	0.000727	0.000859	4.117487
	July	0.001324	0.000124	5.416883
	August	0.000728	0.000734	7.334981
	September	0.000599	0.000178	5.345765
	October	0.001868	0.000108	3.801790
	November	0.002229	0.000095	2.001661
	December	0.002729	0.000023	1.403664
Year 18	January	0.003329	0.000691	1.522249
	February	0.003489	0.003048	1.079812
	March	0.003522	0.000411	0.997199
	April	0.003379	0.000270	3.061947
	May	0.001028	0.004030	4.825776
	June	0.000727	0.000859	4.117487
	July	0.001324	0.000124	5.416883
	August	0.000728	0.000734	7.334981
	September	0.000599	0.000178	5.345765
	October	0.001868	0.000108	3.801790
	November	0.002229	0.000095	2.001661
	December	0.002729	0.000023	1.403664

		Hardness (from Total)	Sulphate dissolved	Nitrate (N)	Nitrite (N)	Ammonia (N)	Phosphorus (P)	Fluoride (F)	Chloride (Cl)	Cyanide Total	Cyanide Weak Acid Dissociable	Aluminum (Al) Total	Antimony (Sb) Total	Arsenic (As) Total	Cadmium (Cd) Total	Copper (Cu) Total	Iron (Fe) Total	Lead (Pb) Total	Manganese (Mn) Total	Nickel (Ni) Total	Silver (Ag) Total	Selenium (Se) Total	
		mg/L	mg/L	mg/L	mg/L	mg/L	mg/L	mg/L	mg/L	mg/L	mg/L	mg/L	mg/L	mg/L	mg/L	mg/L	mg/L	mg/L	mg/L	mg/L	mg/L	mg/L	mg/L
Year 19	January	267.91166	40.53814	0.189124	0.000917	0.006075	0.0025569	0.098847	0.578542	0.000330	1.8250E-04	0.0216363	6.8920E-05	0.0012470	1.99788E-05	0.000704	0.279850	0.000226	0.0407658	0.001107	2.29229E-06	0.000905	
	February	278.50702	44.41685	0.243155	0.000921	0.001457	0.0027354	0.104919	0.597482	0.000154	1.1745E-04	0.0437129	7.4956E-05	0.0020210	4.35123E-05	0.001092	0.571708	0.000460	0.0961667	0.001327	2.30186E-06	0.000711	
	March	357.66190	40.27445	0.227508	0.000883	0.032078	0.0035707	0.106532	0.393728	0.000143	5.5466E-04	0.0101150	6.2295E-05	0.0005185	5.58679E-06	0.000330	0.081618	0.000018	0.0069998	0.000448	2.20818E-06	0.000959	
	April	295.44301	42.12168	0.207683	0.001524	0.000840	0.0026790	0.125177	0.211651	0.000390	3.3717E-04	0.0085884	1.0038E-04	0.0006262	7.87086E-06	0.000290	0.060701	0.000021	0.0007727	0.000383	2.51988E-06	0.000688	
	May	82.14541	11.94362	0.019729	0.001988	0.001067	0.0199630	0.103855	1.145721	0.000529	4.9354E-04	0.0643959	2.3358E-04	0.0018585	6.86277E-06	0.001521	0.616846	0.000031	0.0436499	0.001586	3.93861E-06	0.000110	
	June	122.61678	21.47123	0.004183	0.002823	0.002601	0.0062834	0.101626	0.772344	0.000538	4.5547E-04	0.1074560	1.6025E-04	0.0008165	2.14877E-05	0.001757	0.270585	0.000224	0.0021510	0.001373	1.42880E-05	0.000131	
	July	178.78949	27.81433	0.002988	0.001239	0.005348	0.0034397	0.101172	0.241097	0.000489	5.2370E-04	0.0132654	1.7403E-04	0.0010691	6.58996E-06	0.000656	0.117726	0.000153	0.0007124	0.001150	4.87865E-06	0.000204	
	August	135.72112	21.14102	0.005117	0.003856	0.001830	0.0083458	0.071377	0.429383	0.000472	4.1448E-04	0.0321920	4.1228E-04	0.0005859	4.76826E-06	0.000773	0.131176	0.000212	0.0008571	0.001902	5.80001E-06	0.000189	
	September	127.03638	21.75738	0.010277	0.002330	0.005414	0.0044918	0.076044	0.879304	0.000591	5.5812E-04	0.0350570	2.0047E-04	0.0007889	4.10048E-06	0.000982	0.143876	0.000124	0.0013699	0.001128	3.64867E-06	0.000096	
	October	175.06292	31.73514	0.039519	0.001462	0.004071	0.0047543	0.095492	0.486893	0.000139	7.9646E-05	0.0151825	1.9188E-04	0.0010498	3.71273E-06	0.000558	0.078184	0.000020	0.0018051	0.000471	2.40111E-06	0.000479	
	November	228.34525	37.19600	0.077903	0.000914	0.000136	0.0014854	0.112544	0.029973	0.000149	1.1180E-04	0.0056155	6.8998E-05	0.0004873	3.53362E-06	0.000474	0.018125	0.000689	0.0018521	0.000350	8.02619E-06	0.000715	
	December	243.00740	34.93202	0.134524	0.001269	0.000225	0.0019441	0.087952	0.502914	0.000416	1.1017E-04	0.0003939	6.3307E-05	0.0005233	7.70957E-07	0.000303	0.000251	0.000000	0.0000105	0.000280	2.24610E-06	0.000973	
Year 20	January	267.91166	40.53814	0.189124	0.000917	0.006075	0.0025569	0.098847	0.578542	0.000330	1.8250E-04	0.0216363	6.8920E-05	0.0012470	1.99788E-05	0.000704	0.279850	0.000226	0.0407658	0.001107	2.29229E-06	0.000905	
	February	278.50702	44.41685	0.243155	0.000921	0.001457	0.0027354	0.104919	0.597482	0.000154	1.1745E-04	0.0437129	7.4956E-05	0.0020210	4.35123E-05	0.001092	0.571708	0.000460	0.0961667	0.001327	2.30186E-06	0.000711	
	March	357.66190	40.27445	0.227508	0.000883	0.032078	0.0035707	0.106532	0.393728	0.000143	5.5466E-04	0.0101150	6.2295E-05	0.0005185	5.58679E-06	0.000330	0.081618	0.000018	0.0069998	0.000448	2.20818E-06	0.000959	
	April	295.44301	42.12168	0.205994	0.001485	0.000806	0.0026790	0.125177	0.211651	0.000390	3.3717E-04	0.0085884	1.0038E-04	0.0006262	7.87086E-06	0.000290	0.060701	0.000021	0.0007727	0.000383	2.51988E-06	0.000688	
	May	82.14541	11.94362	0.018726	0.001917	0.001003	0.0199630	0.103855	1.145721	0.000529	4.9354E-04	0.0643959	2.3358E-04	0.0018585	6.86277E-06	0.001521	0.616846	0.000031	0.0436499	0.001586	3.93861E-06	0.000110	
	June	122.61678	21.47123	0.003948	0.002783	0.002452	0.0062834	0.101626	0.772344	0.000538	4.5547E-04	0.1074560	1.6025E-04	0.0008165	2.14877E-05	0.001757	0.270585	0.000224	0.0021510	0.001373	1.42880E-05	0.000131	
	July	178.78949	27.81433	0.002822	0.001220	0.005321	0.0034397	0.101172	0.241097	0.000489	5.2370E-04	0.0132654	1.7403E-04	0.0010691	6.58996E-06	0.000656	0.117726	0.000153	0.0007124	0.001150	4.87865E-06	0.000204	
	August	135.72112	21.14102	0.004831	0.003792	0.001746	0.0083458	0.071377	0.429383	0.000472	4.1448E-04	0.0321920	4.1228E-04	0.0005859	4.76826E-06	0.000773	0.131176	0.000212	0.0008571	0.001902	5.80001E-06	0.000189	
	September	127.03638	21.75738	0.009793	0.002287	0.005179	0.0044918	0.076044	0.879304	0.000591	5.5812E-04	0.0350570	2.0047E-04	0.0007889	4.10048E-06	0.000982	0.143876	0.000124	0.0013699	0.001128	3.64867E-06	0.000096	
	October	175.06292	31.73514	0.038098	0.001424	0.003864	0.0047543	0.095492	0.486893	0.000139	7.9646E-05	0.0151825	1.9188E-04	0.0010498	3.71273E-06	0.000558	0.078184	0.000020	0.0018051	0.000471	2.40111E-06	0.000479	
	November	228.34525	37.19600	0.077903	0.000914	0.000136	0.0014854	0.112544	0.029973	0.000149	1.1180E-04	0.0056155	6.8998E-05	0.0004873	3.53362E-06	0.000474	0.018125	0.000689	0.0018521	0.000350	8.02619E-06	0.000715	
	December	243.00740	34.93202	0.134524	0.001269	0.000225	0.0019441	0.087952	0.502914	0.000416	1.1017E-04	0.0003939	6.3307E-05	0.0005233	7.70957E-07	0.000303	0.000251	0.000000	0.0000105	0.000280	2.24610E-06	0.000973	
Year 21	January	267.91166	40.53814	0.189124	0.000917	0.006075	0.0025569	0.098847	0.578542	0.000330	1.8250E-04	0.0216363	6.8920E-05	0.0012470	1.99788E-05	0.000704	0.279850	0.000226	0.0407658	0.001107	2.29229E-06	0.000905	
	February	278.50702	44.41685	0.243155	0.000921	0.001457	0.0027354	0.104919	0.597482	0.000154	1.1745E-04	0.0437129	7.4956E-05	0.0020210	4.35123E-05	0.001092	0.571708	0.000460	0.0961667	0.001327	2.30186E-06	0.000711	
	March	357.66190	40.27445	0.227508	0.000883	0.032078	0.0035707	0.106532	0.393728	0.000143	5.5466E-04	0.0101150	6.2295E-05	0.0005185	5.58679E-06	0.000330	0.081618	0.000018	0.0069998	0.000448	2.20818E-06	0.000959	
	April	295.44301	42.12168	0.204414	0.001449	0.000774	0.0026790	0.125177	0.211651	0.000390	3.3717E-04	0.0085884	1.0038E-04	0.0006262	7.87086E-06	0.000290	0.060701	0.000021	0.0007727	0.000383	2.51988E-06	0.000688	
	May	82.14541	11.94362	0.017787	0.001849	0.000943	0.0199630	0.103855	1.145721	0.000529	4.9354E-04	0.0643959	2.3358E-04	0.0018585	6.86277E-06	0.001521	0.616846	0.000031	0.0436499	0.001586	3.93861E-06	0.000110	
	June	122.61678	21.47123	0.003728	0.002747	0.002312	0.0062834	0.101626	0.772344	0.000538	4.5547E-04	0.1074560	1.6025E-04	0.0008165	2.14877E-05	0.001757	0.270585	0.000224	0.0021510	0.001373	1.42880E-05	0.000131	
	July	178.78949	27.81433	0.002667	0.001201	0.005295	0.0034397	0.101172	0.241097	0.000489	5.2370E-04	0.0132654	1.7403E-04	0.0010691	6.58996E-06	0.000656	0.117726	0.000153	0.0007124	0.001150	4.87865E-06	0.000204	
	August	135.72112	21.14102	0.004564	0.003732	0.001667	0.0083458	0.071377	0.429383	0.000472	4.1448E-04	0.0321920	4.1228E-04	0.0005859	4.76826E-06	0.000773	0.131176	0.000212	0.0008571	0.001902	5.80001E-06	0.000189	
	September	127.03638	21.75738	0.009340	0.002247	0.004959	0.0044918	0.076044	0.879304	0.000591	5.5812E-04	0.0350570	2.0047E-04	0.0007889	4.10048E-06	0.000982	0.143876	0.000124	0.0013699	0.001128	3.64867E-06	0.000096	
	October	175.06292	31.73514	0.036769	0.001389	0.003669	0.0047543	0.095492	0.486893	0.000139	7.9646E-05	0.0151825	1.9188E-04	0.0010498	3.71273E-06	0.000558	0.078184	0.000020	0.0018051	0.000471	2.40111E-06	0.000479	
	November	228.34525	37.19600	0.077903	0.000914	0.000136	0.0014854	0.112544	0.029973	0.000149	1.1180E-04	0.0056155	6.8998E-05	0.0004873	3.53362E-06	0.000474	0.018125	0.000689	0.0018521	0.000350	8.02619E-06	0.000715	
	December	243.00740	34.93202	0.134524	0.001269	0.000225	0.0019441	0.087952	0.502914	0.000416	1.1017E-04	0.0003939	6.3307E-05	0.0005233	7.70957E-07	0.000303	0.000251	0.000000	0.0000105	0.000280	2.24610E-06	0.000973	
Year 22	January	267.91166	40.53814	0.189124	0.000917	0.006075	0.0025569	0.098847	0.578542	0.000330	1.8250E-04	0.0216363	6.8920E-05	0.0012470	1.99788E-05	0.000704	0.279850	0.000226	0.0407658	0.001107	2.29229E-06	0.000905	
	February	278.50702	44.41685	0.243155	0.000921	0.001457	0.0027354	0.104919	0.597482	0.000154	1.1745E-04	0.0437129	7.4956E-05	0.0020210	4.35123E-05	0.001092	0.571708	0.000460	0.0961667	0.001327	2.30186E-06	0.000711	
	March	357.66190	40.27445	0.227508	0.000883	0.032078	0.0035707	0.106532	0.393728	0.000143	5.5466E-04	0.0101150	6.2295E-05	0.0005185	5.58679E-06	0.000330	0.081618	0.000018	0.0069998	0.000448	2.20818E-06	0.000959	
	April	295.44301	4																				

		Uranium (U) Total	Zinc (Zn) Total	Dissolved Organic Carbon
		mg/L	mg/L	mg/L
Year 19	January	0.003329	0.000691	1.522249
	February	0.003489	0.003048	1.079812
	March	0.003522	0.000411	0.997199
	April	0.003379	0.000270	3.061947
	May	0.001028	0.004030	4.825776
	June	0.000727	0.000859	4.117487
	July	0.001324	0.000124	5.416883
	August	0.000728	0.000734	7.334981
	September	0.000599	0.000178	5.345765
	October	0.001868	0.000108	3.801790
	November	0.002229	0.000095	2.001661
	December	0.002729	0.000023	1.403664
Year 20	January	0.003329	0.000691	1.522249
	February	0.003489	0.003048	1.079812
	March	0.003522	0.000411	0.997199
	April	0.003379	0.000270	3.061947
	May	0.001028	0.004030	4.825776
	June	0.000727	0.000859	4.117487
	July	0.001324	0.000124	5.416883
	August	0.000728	0.000734	7.334981
	September	0.000599	0.000178	5.345765
	October	0.001868	0.000108	3.801790
	November	0.002229	0.000095	2.001661
	December	0.002729	0.000023	1.403664
Year 21	January	0.003329	0.000691	1.522249
	February	0.003489	0.003048	1.079812
	March	0.003522	0.000411	0.997199
	April	0.003379	0.000270	3.061947
	May	0.001028	0.004030	4.825776
	June	0.000727	0.000859	4.117487
	July	0.001324	0.000124	5.416883
	August	0.000728	0.000734	7.334981
	September	0.000599	0.000178	5.345765
	October	0.001868	0.000108	3.801790
	November	0.002229	0.000095	2.001661
	December	0.002729	0.000023	1.403664
Year 22	January	0.003329	0.000691	1.522249
	February	0.003489	0.003048	1.079812
	March	0.003522	0.000411	0.997199
	April	0.003379	0.000270	3.061947
	May	0.001028	0.004030	4.825776
	June	0.000727	0.000859	4.117487
	July	0.001324	0.000124	5.416883
	August	0.000728	0.000734	7.334981
	September	0.000599	0.000178	5.345765
	October	0.001868	0.000108	3.801790
	November	0.002229	0.000095	2.001661
	December	0.002729	0.000023	1.403664

		Hardness (from Total)	Sulphate dissolved	Nitrate (N)	Nitrite (N)	Ammonia (N)	Phosphorus (P)	Fluoride (F)	Chloride (Cl)	Cyanide Total	Cyanide Weak Acid Dissociable	Aluminum (Al) Total	Antimony (Sb) Total	Arsenic (As) Total	Cadmium (Cd) Total	Copper (Cu) Total	Iron (Fe) Total	Lead (Pb) Total	Manganese (Mn) Total	Nickel (Ni) Total	Silver (Ag) Total	Selenium (Se) Total	
		mg/L	mg/L	mg/L	mg/L	mg/L	mg/L	mg/L	mg/L	mg/L	mg/L	mg/L	mg/L	mg/L	mg/L	mg/L	mg/L	mg/L	mg/L	mg/L	mg/L	mg/L	mg/L
Year 23	January	267.91166	40.53814	0.189124	0.000917	0.006075	0.0025569	0.098847	0.578542	0.000330	1.8250E-04	0.0216363	6.8920E-05	0.0012470	1.99788E-05	0.000704	0.279850	0.000226	0.0407658	0.001107	2.29229E-06	0.000905	
	February	278.50702	44.41685	0.243155	0.000921	0.001457	0.0027354	0.104919	0.597482	0.000154	1.1745E-04	0.0437129	7.4956E-05	0.0020210	4.35123E-05	0.001092	0.571708	0.000460	0.0961667	0.001327	2.30186E-06	0.000711	
	March	357.66190	40.27445	0.227508	0.000883	0.032078	0.0035707	0.106532	0.393728	0.000143	5.5466E-04	0.0101150	6.2295E-05	0.0005185	5.58679E-06	0.000330	0.081618	0.000018	0.0069998	0.000448	2.20818E-06	0.000959	
	April	295.44301	42.12168	0.201552	0.001383	0.000716	0.0026790	0.125177	0.211651	0.000390	3.3717E-04	0.0085884	1.0038E-04	0.0006262	7.87086E-06	0.000290	0.060701	0.000021	0.0007727	0.000383	2.51988E-06	0.000688	
	May	82.14541	11.94362	0.016087	0.001728	0.000835	0.0199630	0.103855	1.145721	0.000529	4.9354E-04	0.0643959	2.3358E-04	0.0018585	6.86277E-06	0.001521	0.616846	0.000031	0.0436499	0.001586	3.93861E-06	0.000110	
	June	122.61678	21.47123	0.003330	0.002680	0.002059	0.0062834	0.101626	0.772344	0.000538	4.5547E-04	0.1074560	1.6025E-04	0.0008165	2.14877E-05	0.001757	0.270585	0.000224	0.0021510	0.001373	1.42880E-05	0.000131	
	July	178.78949	27.81433	0.002385	0.001167	0.005248	0.0034397	0.101172	0.241097	0.000489	5.2370E-04	0.0132654	1.7403E-04	0.0010691	6.58996E-06	0.000656	0.117726	0.000153	0.0007124	0.001150	4.87865E-06	0.000204	
	August	135.72112	21.14102	0.004080	0.003624	0.001524	0.0083458	0.071377	0.429383	0.000472	4.1448E-04	0.0321920	4.1228E-04	0.0005859	4.76826E-06	0.000773	0.131176	0.000212	0.0008571	0.001902	5.80001E-06	0.000189	
	September	127.03638	21.75738	0.008519	0.002175	0.004562	0.0044918	0.076044	0.879304	0.000591	5.5812E-04	0.0350570	2.0047E-04	0.0007889	4.10048E-06	0.000982	0.143876	0.000124	0.0013699	0.001128	3.64867E-06	0.000096	
	October	175.06292	31.73514	0.034362	0.001325	0.003317	0.0047543	0.095492	0.486893	0.000139	7.9646E-05	0.0151825	1.9188E-04	0.0010498	3.71273E-06	0.000558	0.078184	0.000020	0.0018051	0.000471	2.40111E-06	0.000479	
	November	228.34525	37.19600	0.077903	0.000914	0.000136	0.0014854	0.112544	0.029973	0.000149	1.1180E-04	0.0056155	6.8998E-05	0.0004873	3.53362E-06	0.000474	0.018125	0.000689	0.0018521	0.000350	8.02619E-06	0.000715	
	December	243.00740	34.93202	0.134524	0.001269	0.000225	0.0019441	0.087952	0.502914	0.000416	1.1017E-04	0.0003939	6.3307E-05	0.0005233	7.70957E-07	0.000303	0.000251	0.000000	0.0000105	0.000280	2.24610E-06	0.000973	
Year 24	January	267.91166	40.53814	0.189124	0.000917	0.006075	0.0025569	0.098847	0.578542	0.000330	1.8250E-04	0.0216363	6.8920E-05	0.0012470	1.99788E-05	0.000704	0.279850	0.000226	0.0407658	0.001107	2.29229E-06	0.000905	
	February	278.50702	44.41685	0.243155	0.000921	0.001457	0.0027354	0.104919	0.597482	0.000154	1.1745E-04	0.0437129	7.4956E-05	0.0020210	4.35123E-05	0.001092	0.571708	0.000460	0.0961667	0.001327	2.30186E-06	0.000711	
	March	357.66190	40.27445	0.227508	0.000883	0.032078	0.0035707	0.106532	0.393728	0.000143	5.5466E-04	0.0101150	6.2295E-05	0.0005185	5.58679E-06	0.000330	0.081618	0.000018	0.0069998	0.000448	2.20818E-06	0.000959	
	April	295.44301	42.12168	0.200257	0.001353	0.000690	0.0026790	0.125177	0.211651	0.000390	3.3717E-04	0.0085884	1.0038E-04	0.0006262	7.87086E-06	0.000290	0.060701	0.000021	0.0007727	0.000383	2.51988E-06	0.000688	
	May	82.14541	11.94362	0.015318	0.001673	0.000787	0.0199630	0.103855	1.145721	0.000529	4.9354E-04	0.0643959	2.3358E-04	0.0018585	6.86277E-06	0.001521	0.616846	0.000031	0.0436499	0.001586	3.93861E-06	0.000110	
	June	122.61678	21.47123	0.003150	0.002650	0.001945	0.0062834	0.101626	0.772344	0.000538	4.5547E-04	0.1074560	1.6025E-04	0.0008165	2.14877E-05	0.001757	0.270585	0.000224	0.0021510	0.001373	1.42880E-05	0.000131	
	July	178.78949	27.81433	0.002258	0.001152	0.005227	0.0034397	0.101172	0.241097	0.000489	5.2370E-04	0.0132654	1.7403E-04	0.0010691	6.58996E-06	0.000656	0.117726	0.000153	0.0007124	0.001150	4.87865E-06	0.000204	
	August	135.72112	21.14102	0.003861	0.003575	0.001460	0.0083458	0.071377	0.429383	0.000472	4.1448E-04	0.0321920	4.1228E-04	0.0005859	4.76826E-06	0.000773	0.131176	0.000212	0.0008571	0.001902	5.80001E-06	0.000189	
	September	127.03638	21.75738	0.008148	0.002142	0.004382	0.0044918	0.076044	0.879304	0.000591	5.5812E-04	0.0350570	2.0047E-04	0.0007889	4.10048E-06	0.000982	0.143876	0.000124	0.0013699	0.001128	3.64867E-06	0.000096	
	October	175.06292	31.73514	0.033274	0.001296	0.003158	0.0047543	0.095492	0.486893	0.000139	7.9646E-05	0.0151825	1.9188E-04	0.0010498	3.71273E-06	0.000558	0.078184	0.000020	0.0018051	0.000471	2.40111E-06	0.000479	
	November	228.34525	37.19600	0.077903	0.000914	0.000136	0.0014854	0.112544	0.029973	0.000149	1.1180E-04	0.0056155	6.8998E-05	0.0004873	3.53362E-06	0.000474	0.018125	0.000689	0.0018521	0.000350	8.02619E-06	0.000715	
	December	243.00740	34.93202	0.134524	0.001269	0.000225	0.0019441	0.087952	0.502914	0.000416	1.1017E-04	0.0003939	6.3307E-05	0.0005233	7.70957E-07	0.000303	0.000251	0.000000	0.0000105	0.000280	2.24610E-06	0.000973	
Year 25	January	267.91166	40.53814	0.189124	0.000917	0.006075	0.0025569	0.098847	0.578542	0.000330	1.8250E-04	0.0216363	6.8920E-05	0.0012470	1.99788E-05	0.000704	0.279850	0.000226	0.0407658	0.001107	2.29229E-06	0.000905	
	February	278.50702	44.41685	0.243155	0.000921	0.001457	0.0027354	0.104919	0.597482	0.000154	1.1745E-04	0.0437129	7.4956E-05	0.0020210	4.35123E-05	0.001092	0.571708	0.000460	0.0961667	0.001327	2.30186E-06	0.000711	
	March	357.66190	40.27445	0.227508	0.000883	0.032078	0.0035707	0.106532	0.393728	0.000143	5.5466E-04	0.0101150	6.2295E-05	0.0005185	5.58679E-06	0.000330	0.081618	0.000018	0.0069998	0.000448	2.20818E-06	0.000959	
	April	295.44301	42.12168	0.199046	0.001326	0.000666	0.0026790	0.125177	0.211651	0.000390	3.3717E-04	0.0085884	1.0038E-04	0.0006262	7.87086E-06	0.000290	0.060701	0.000021	0.0007727	0.000383	2.51988E-06	0.000688	
	May	82.14541	11.94362	0.014598	0.001621	0.000741	0.0199630	0.103855	1.145721	0.000529	4.9354E-04	0.0643959	2.3358E-04	0.0018585	6.86277E-06	0.001521	0.616846	0.000031	0.0436499	0.001586	3.93861E-06	0.000110	
	June	122.61678	21.47123	0.002981	0.002622	0.001838	0.0062834	0.101626	0.772344	0.000538	4.5547E-04	0.1074560	1.6025E-04	0.0008165	2.14877E-05	0.001757	0.270585	0.000224	0.0021510	0.001373	1.42880E-05	0.000131	
	July	178.78949	27.81433	0.002139	0.001138	0.005207	0.0034397	0.101172	0.241097	0.000489	5.2370E-04	0.0132654	1.7403E-04	0.0010691	6.58996E-06	0.000656	0.117726	0.000153	0.0007124	0.001150	4.87865E-06	0.000204	
	August	135.72112	21.14102	0.003657	0.003530	0.001399	0.0083458	0.071377	0.429383	0.000472	4.1448E-04	0.0321920	4.1228E-04	0.0005859	4.76826E-06	0.000773	0.131176	0.000212	0.0008571	0.001902	5.80001E-06	0.000189	
	September	127.03638	21.75738	0.007801	0.002112	0.004213	0.0044918	0.076044	0.879304	0.000591	5.5812E-04	0.0350570	2.0047E-04	0.0007889	4.10048E-06	0.000982	0.143876	0.000124	0.0013699	0.001128	3.64867E-06	0.000096	
	October	175.06292	31.73514	0.032255	0.001269	0.003009	0.0047543	0.095492	0.486893	0.000139	7.9646E-05	0.0151825	1.9188E-04	0.0010498	3.71273E-06	0.000558	0.078184	0.000020	0.0018051	0.000471	2.40111E-06	0.000479	
	November	228.34525	37.19600	0.077903	0.000914	0.000136	0.0014854	0.112544	0.029973	0.000149	1.1180E-04	0.0056155	6.8998E-05	0.0004873	3.53362E-06	0.000474	0.018125	0.000689	0.0018521	0.000350	8.02619E-06	0.000715	
	December	243.00740	34.93202	0.134524	0.001269	0.000225	0.0019441	0.087952	0.502914	0.000416	1.1017E-04	0.0003939	6.3307E-05	0.0005233	7.70957E-07	0.000303	0.000251	0.000000	0.0000105	0.000280	2.24610E-06	0.000973	
Year 26	January	283.74289	52.86179	0.182454	0.001485	0.009058	0.0051429	0.105623	1.569140	0.000328	1.8472E-04	0.0228227	4.6141E-04	0.0014228	2.22320E-05	0.000991	0.274517	0.000436	0.0637113	0.001242	3.13885E-06	0.000874	
	February	295.17051	57.79266	0.233108	0.001546	0.005291	0.0055783	0.112001	1.689238	0.000159	1.2263E-04	0.0452516	5.0779E-04	0.0021785	4.33929E-05	0.001390	0.553028	0.000681	0.1210096	0.001465	3.23297E-06	0.000780	
	March	373.35029	57.15680	0.215130	0.001666	0.035307	0.0070705	0.115099	1.769306	0.000150	5.3531E-04	0.0139274	6.0396E-04	0.0007997	5.60831E-06	0.000745	0.134218	0.000319	0.0255382	0.000669	3.37341E-06	0.001004	
	April	313.16264	5																				

		Uranium (U) Total	Zinc (Zn) Total	Dissolved Organic Carbon
		mg/L	mg/L	mg/L
Year 23	January	0.003329	0.000691	1.522249
	February	0.003489	0.003048	1.079812
	March	0.003522	0.000411	0.997199
	April	0.003379	0.000270	3.061947
	May	0.001028	0.004030	4.825776
	June	0.000727	0.000859	4.117487
	July	0.001324	0.000124	5.416883
	August	0.000728	0.000734	7.334981
	September	0.000599	0.000178	5.345765
	October	0.001868	0.000108	3.801790
	November	0.002229	0.000095	2.001661
	December	0.002729	0.000023	1.403664
Year 24	January	0.003329	0.000691	1.522249
	February	0.003489	0.003048	1.079812
	March	0.003522	0.000411	0.997199
	April	0.003379	0.000270	3.061947
	May	0.001028	0.004030	4.825776
	June	0.000727	0.000859	4.117487
	July	0.001324	0.000124	5.416883
	August	0.000728	0.000734	7.334981
	September	0.000599	0.000178	5.345765
	October	0.001868	0.000108	3.801790
	November	0.002229	0.000095	2.001661
	December	0.002729	0.000023	1.403664
Year 25	January	0.003329	0.000691	1.522249
	February	0.003489	0.003048	1.079812
	March	0.003522	0.000411	0.997199
	April	0.003379	0.000270	3.061947
	May	0.001028	0.004030	4.825776
	June	0.000727	0.000859	4.117487
	July	0.001324	0.000124	5.416883
	August	0.000728	0.000734	7.334981
	September	0.000599	0.000178	5.345765
	October	0.001868	0.000108	3.801790
	November	0.002229	0.000095	2.001661
	December	0.002729	0.000023	1.403664
Year 26	January	0.003288	0.000846	1.461304
	February	0.003387	0.003033	1.030774
	March	0.003330	0.000396	0.938783
	April	0.003921	0.000519	2.952432
	May	0.001814	0.005634	4.683856
	June	0.001221	0.001921	3.996732
	July	0.001669	0.000335	5.280768
	August	0.001354	0.001936	7.117142
	September	0.001137	0.000473	5.164993
	October	0.002104	0.000229	3.686486
	November	0.002399	0.000246	1.942040
	December	0.002789	0.000048	1.355514

		Hardness (from Total)	Sulphate dissolved	Nitrate (N)	Nitrite (N)	Ammonia (N)	Phosphorus (P)	Fluoride (F)	Chloride (Cl)	Cyanide Total	Cyanide Weak Acid Dissociable	Aluminum (Al) Total	Antimony (Sb) Total	Arsenic (As) Total	Cadmium (Cd) Total	Copper (Cu) Total	Iron (Fe) Total	Lead (Pb) Total	Manganese (Mn) Total	Nickel (Ni) Total	Silver (Ag) Total	Selenium (Se) Total	
		mg/L	mg/L	mg/L	mg/L	mg/L	mg/L	mg/L	mg/L	mg/L	mg/L	mg/L	mg/L	mg/L	mg/L	mg/L	mg/L	mg/L	mg/L	mg/L	mg/L	mg/L	mg/L
Year 27	January	283.74289	52.86179	0.182454	0.001485	0.009058	0.0051429	0.105623	1.569140	0.000328	1.8472E-04	0.0228227	4.6141E-04	0.0014228	2.22320E-05	0.000991	0.274517	0.000436	0.0637113	0.001242	3.13885E-06	0.000874	
	February	295.17051	57.79266	0.233108	0.001546	0.005291	0.0055783	0.112001	1.689238	0.000159	1.2263E-04	0.0452516	5.0779E-04	0.0021785	4.33929E-05	0.001390	0.553028	0.000681	0.1210096	0.001465	3.23297E-06	0.000780	
	March	373.35029	57.15680	0.215130	0.001666	0.035307	0.0070705	0.115099	1.769306	0.000150	5.3531E-04	0.0139274	6.0396E-04	0.0007997	5.60831E-06	0.000745	0.134218	0.000319	0.0255382	0.000669	3.37341E-06	0.001004	
	April	313.16264	55.46983	0.190772	0.001873	0.001229	0.0054465	0.132132	1.283845	0.000388	3.3526E-04	0.0116819	5.1777E-04	0.0008444	2.01500E-05	0.000614	0.084603	0.000114	0.0076090	0.000560	3.42918E-06	0.000855	
	May	103.54541	24.09924	0.013164	0.002025	0.001174	0.0217867	0.110427	2.021131	0.000523	4.8757E-04	0.0649220	4.1940E-04	0.0022859	2.58695E-05	0.001758	0.634186	0.000072	0.0660996	0.001700	4.66425E-06	0.000206	
	June	134.45137	28.94492	0.002670	0.002847	0.003085	0.0075432	0.104882	1.338715	0.000529	4.4765E-04	0.1061597	2.4452E-04	0.0010638	3.80281E-05	0.001888	0.286815	0.000281	0.0162881	0.001436	1.44142E-05	0.000224	
	July	187.74224	34.17624	0.001963	0.001390	0.005516	0.0040272	0.104064	0.694419	0.000483	5.1536E-04	0.0139989	3.6976E-04	0.0010630	1.43619E-05	0.000799	0.122500	0.000185	0.0128813	0.001212	5.23112E-06	0.000299	
	August	158.58310	34.63587	0.003282	0.003957	0.002154	0.0091493	0.080126	1.443189	0.000469	4.1181E-04	0.0344691	8.0027E-04	0.0007971	1.27428E-05	0.001068	0.150724	0.000428	0.0097031	0.002027	6.57794E-06	0.000301	
	September	144.03595	32.20492	0.007118	0.002472	0.006745	0.0055376	0.082079	1.662464	0.000580	5.4689E-04	0.0351201	4.7344E-04	0.0009433	1.24882E-05	0.001166	0.149575	0.000197	0.0186397	0.001234	4.27771E-06	0.000187	
	October	188.93142	40.84394	0.030052	0.001620	0.005330	0.0065070	0.100347	1.204193	0.000143	8.4109E-05	0.0170276	4.7148E-04	0.0011811	8.15901E-06	0.000768	0.092158	0.000147	0.0117304	0.000586	3.00588E-06	0.000566	
	November	242.93460	47.32144	0.076309	0.001374	0.000822	0.0021449	0.117837	0.703135	0.000154	1.1614E-04	0.0080198	3.8530E-04	0.0006546	8.73395E-06	0.000713	0.026897	0.000845	0.0091492	0.000484	8.54291E-06	0.000783	
	December	258.28264	46.13316	0.130711	0.001763	0.002503	0.0037588	0.094477	1.386957	0.000412	1.1486E-04	0.0027761	4.1254E-04	0.0007061	2.49887E-06	0.000572	0.004037	0.000041	0.0007524	0.000430	3.00329E-06	0.000996	
Year 28	January	283.74289	52.86179	0.182454	0.001485	0.009058	0.0051429	0.105623	1.569140	0.000328	1.8472E-04	0.0228227	4.6141E-04	0.0014228	2.22320E-05	0.000991	0.274517	0.000436	0.0637113	0.001242	3.13885E-06	0.000874	
	February	295.17051	57.79266	0.233108	0.001546	0.005291	0.0055783	0.112001	1.689238	0.000159	1.2263E-04	0.0452516	5.0779E-04	0.0021785	4.33929E-05	0.001390	0.553028	0.000681	0.1210096	0.001465	3.23297E-06	0.000780	
	March	373.35029	57.15680	0.215130	0.001666	0.035307	0.0070705	0.115099	1.769306	0.000150	5.3531E-04	0.0139274	6.0396E-04	0.0007997	5.60831E-06	0.000745	0.134218	0.000319	0.0255382	0.000669	3.37341E-06	0.001004	
	April	313.16264	55.46983	0.189815	0.001851	0.001210	0.0054465	0.132132	1.283845	0.000388	3.3526E-04	0.0116819	5.1777E-04	0.0008444	2.01500E-05	0.000614	0.084603	0.000114	0.0076090	0.000560	3.42918E-06	0.000855	
	May	103.54541	24.09924	0.012592	0.001984	0.001138	0.0217867	0.110427	2.021131	0.000523	4.8757E-04	0.0649220	4.1940E-04	0.0022859	2.58695E-05	0.001758	0.634186	0.000072	0.0660996	0.001700	4.66425E-06	0.000206	
	June	134.45137	28.94492	0.002536	0.002825	0.003000	0.0075432	0.104882	1.338715	0.000529	4.4765E-04	0.1061597	2.4452E-04	0.0010638	3.80281E-05	0.001888	0.286815	0.000281	0.0162881	0.001436	1.44142E-05	0.000224	
	July	187.74224	34.17624	0.001868	0.001379	0.005500	0.0040272	0.104064	0.694419	0.000483	5.1536E-04	0.0139989	3.6976E-04	0.0010630	1.43619E-05	0.000799	0.122500	0.000185	0.0128813	0.001212	5.23112E-06	0.000299	
	August	158.58310	34.63587	0.003120	0.003921	0.002105	0.0091493	0.080126	1.443189	0.000469	4.1181E-04	0.0344691	8.0027E-04	0.0007971	1.27428E-05	0.001068	0.150724	0.000428	0.0097031	0.002027	6.57794E-06	0.000301	
	September	144.03595	32.20492	0.006844	0.002447	0.006612	0.0055376	0.082079	1.662464	0.000580	5.4689E-04	0.0351201	4.7344E-04	0.0009433	1.24882E-05	0.001166	0.149575	0.000197	0.0186397	0.001234	4.27771E-06	0.000187	
	October	188.93142	40.84394	0.029243	0.001598	0.005212	0.0065070	0.100347	1.204193	0.000143	8.4109E-05	0.0170276	4.7148E-04	0.0011811	8.15901E-06	0.000768	0.092158	0.000147	0.0117304	0.000586	3.00588E-06	0.000566	
	November	242.93460	47.32144	0.076309	0.001374	0.000822	0.0021449	0.117837	0.703135	0.000154	1.1614E-04	0.0080198	3.8530E-04	0.0006546	8.73395E-06	0.000713	0.026897	0.000845	0.0091492	0.000484	8.54291E-06	0.000783	
	December	258.28264	46.13316	0.130711	0.001763	0.002503	0.0037588	0.094477	1.386957	0.000412	1.1486E-04	0.0027761	4.1254E-04	0.0007061	2.49887E-06	0.000572	0.004037	0.000041	0.0007524	0.000430	3.00329E-06	0.000996	
Year 29	January	283.74289	52.86179	0.182454	0.001485	0.009058	0.0051429	0.105623	1.569140	0.000328	1.8472E-04	0.0228227	4.6141E-04	0.0014228	2.22320E-05	0.000991	0.274517	0.000436	0.0637113	0.001242	3.13885E-06	0.000874	
	February	295.17051	57.79266	0.233108	0.001546	0.005291	0.0055783	0.112001	1.689238	0.000159	1.2263E-04	0.0452516	5.0779E-04	0.0021785	4.33929E-05	0.001390	0.553028	0.000681	0.1210096	0.001465	3.23297E-06	0.000780	
	March	373.35029	57.15680	0.215130	0.001666	0.035307	0.0070705	0.115099	1.769306	0.000150	5.3531E-04	0.0139274	6.0396E-04	0.0007997	5.60831E-06	0.000745	0.134218	0.000319	0.0255382	0.000669	3.37341E-06	0.001004	
	April	313.16264	55.46983	0.188920	0.001831	0.001192	0.0054465	0.132132	1.283845	0.000388	3.3526E-04	0.0116819	5.1777E-04	0.0008444	2.01500E-05	0.000614	0.084603	0.000114	0.0076090	0.000560	3.42918E-06	0.000855	
	May	103.54541	24.09924	0.012056	0.001946	0.001104	0.0217867	0.110427	2.021131	0.000523	4.8757E-04	0.0649220	4.1940E-04	0.0022859	2.58695E-05	0.001758	0.634186	0.000072	0.0660996	0.001700	4.66425E-06	0.000206	
	June	134.45137	28.94492	0.002410	0.002804	0.002920	0.0075432	0.104882	1.338715	0.000529	4.4765E-04	0.1061597	2.4452E-04	0.0010638	3.80281E-05	0.001888	0.286815	0.000281	0.0162881	0.001436	1.44142E-05	0.000224	
	July	187.74224	34.17624	0.001779	0.001368	0.005485	0.0040272	0.104064	0.694419	0.000483	5.1536E-04	0.0139989	3.6976E-04	0.0010630	1.43619E-05	0.000799	0.122500	0.000185	0.0128813	0.001212	5.23112E-06	0.000299	
	August	158.58310	34.63587	0.002967	0.003887	0.002060	0.0091493	0.080126	1.443189	0.000469	4.1181E-04	0.0344691	8.0027E-04	0.0007971	1.27428E-05	0.001068	0.150724	0.000428	0.0097031	0.002027	6.57794E-06	0.000301	
	September	144.03595	32.20492	0.006586	0.002425	0.006487	0.0055376	0.082079	1.662464	0.000580	5.4689E-04	0.0351201	4.7344E-04	0.0009433	1.24882E-05	0.001166	0.149575	0.000197	0.0186397	0.001234	4.27771E-06	0.000187	
	October	188.93142	40.84394	0.028486	0.001578	0.005101	0.0065070	0.100347	1.204193	0.000143	8.4109E-05	0.0170276	4.7148E-04	0.0011811	8.15901E-06	0.000768	0.092158	0.000147	0.0117304	0.000586	3.00588E-06	0.000566	
	November	242.93460	47.32144	0.076309	0.001374	0.000822	0.0021449	0.117837	0.703135	0.000154	1.1614E-04	0.0080198	3.8530E-04	0.0006546	8.73395E-06	0.000713	0.026897	0.000845	0.0091492	0.000484	8.54291E-06	0.000783	
	December	258.28264	46.13316	0.130711	0.001763	0.002503	0.0037588	0.094477	1.386957	0.000412	1.1486E-04	0.0027761	4.1254E-04	0.0007061	2.49887E-06	0.000572	0.004037	0.000041	0.0007524	0.000430	3.00329E-06	0.000996	
Year 30	January	283.74289	52.86179	0.182454	0.001485	0.009058	0.0051429	0.105623	1.569140	0.000328	1.8472E-04	0.0228227	4.6141E-04	0.0014228	2.22320E-05	0.000991	0.274517	0.000436	0.0637113	0.001242	3.13885E-06	0.000874	
	February	295.17051	57.79266	0.233108	0.001546	0.005291	0.0055783	0.112001	1.689238	0.000159	1.2263E-04	0.0452516	5.0779E-04	0.0021785	4.33929E-05	0.001390	0.553028	0.000681	0.1210096	0.001465	3.23297E-06	0.000780	
	March	373.35029	57.15680	0.215130	0.001666	0.035307	0.0070705	0.115099	1.769306	0.000150	5.3531E-04	0.0139274	6.0396E-04	0.0007997	5.60831E-06	0.000745	0.134218	0.000319	0.0255382	0.000669	3.37341E-06	0.001004	
	April	313.16264																					

		Uranium (U) Total	Zinc (Zn) Total	Dissolved Organic Carbon
		mg/L	mg/L	mg/L
Year 27	January	0.003288	0.000846	1.461304
	February	0.003387	0.003033	1.030774
	March	0.003330	0.000396	0.938783
	April	0.003921	0.000519	2.952432
	May	0.001814	0.005634	4.683856
	June	0.001221	0.001921	3.996732
	July	0.001669	0.000335	5.280768
	August	0.001354	0.001936	7.117142
	September	0.001137	0.000473	5.164993
	October	0.002104	0.000229	3.686486
	November	0.002399	0.000246	1.942040
	December	0.002789	0.000048	1.355514
Year 28	January	0.003288	0.000846	1.461304
	February	0.003387	0.003033	1.030774
	March	0.003330	0.000396	0.938783
	April	0.003921	0.000519	2.952432
	May	0.001814	0.005634	4.683856
	June	0.001221	0.001921	3.996732
	July	0.001669	0.000335	5.280768
	August	0.001354	0.001936	7.117142
	September	0.001137	0.000473	5.164993
	October	0.002104	0.000229	3.686486
	November	0.002399	0.000246	1.942040
	December	0.002789	0.000048	1.355514
Year 29	January	0.003288	0.000846	1.461304
	February	0.003387	0.003033	1.030774
	March	0.003330	0.000396	0.938783
	April	0.003921	0.000519	2.952432
	May	0.001814	0.005634	4.683856
	June	0.001221	0.001921	3.996732
	July	0.001669	0.000335	5.280768
	August	0.001354	0.001936	7.117142
	September	0.001137	0.000473	5.164993
	October	0.002104	0.000229	3.686486
	November	0.002399	0.000246	1.942040
	December	0.002789	0.000048	1.355514
Year 30	January	0.003288	0.000846	1.461304
	February	0.003387	0.003033	1.030774
	March	0.003330	0.000396	0.938783
	April	0.003921	0.000519	2.952432
	May	0.001814	0.005634	4.683856
	June	0.001221	0.001921	3.996732
	July	0.001669	0.000335	5.280768
	August	0.001354	0.001936	7.117142
	September	0.001137	0.000473	5.164993
	October	0.002104	0.000229	3.686486
	November	0.002399	0.000246	1.942040
	December	0.002789	0.000048	1.355514

		Hardness (from Total)	Sulphate dissolved	Nitrate (N)	Nitrite (N)	Ammonia (N)	Phosphorus (P)	Fluoride (F)	Chloride (Cl)	Cyanide Total	Cyanide Weak Acid Dissociable	Aluminum (Al) Total	Antimony (Sb) Total	Arsenic (As) Total	Cadmium (Cd) Total	Copper (Cu) Total	Iron (Fe) Total	Lead (Pb) Total	Manganese (Mn) Total	Nickel (Ni) Total	Silver (Ag) Total	Selenium (Se) Total	
		mg/L	mg/L	mg/L	mg/L	mg/L	mg/L	mg/L	mg/L	mg/L	mg/L	mg/L	mg/L	mg/L	mg/L	mg/L	mg/L	mg/L	mg/L	mg/L	mg/L	mg/L	mg/L
Year 31	January	283.74289	52.86179	0.182454	0.001485	0.009058	0.0051429	0.105623	1.569140	0.000328	1.8472E-04	0.0228227	4.6141E-04	0.0014228	2.22320E-05	0.000991	0.274517	0.000436	0.0637113	0.001242	3.13885E-06	0.000874	
	February	295.17051	57.79266	0.233108	0.001546	0.005291	0.0055783	0.112001	1.689238	0.000159	1.2263E-04	0.0452516	5.0779E-04	0.0021785	4.33929E-05	0.001390	0.553028	0.000681	0.1210096	0.001465	3.23297E-06	0.000780	
	March	373.35029	57.15680	0.215130	0.001666	0.035307	0.0070705	0.115099	1.769306	0.000150	5.3531E-04	0.0139274	6.0396E-04	0.0007997	5.60831E-06	0.000745	0.134218	0.000319	0.0255382	0.000669	3.37341E-06	0.001004	
	April	313.16264	55.46983	0.187298	0.001794	0.001159	0.0054465	0.132132	1.283845	0.000388	3.3526E-04	0.0116819	5.1777E-04	0.0008444	2.01500E-05	0.000614	0.084603	0.000114	0.0076090	0.000560	3.42918E-06	0.000855	
	May	103.54541	24.09924	0.011087	0.001876	0.001042	0.0217867	0.110427	2.021131	0.000523	4.8757E-04	0.0649220	4.1940E-04	0.0022859	2.58695E-05	0.001758	0.634186	0.000072	0.0660996	0.001700	4.66425E-06	0.000206	
	June	134.45137	28.94492	0.002183	0.002766	0.002776	0.0075432	0.104882	1.338715	0.000529	4.4765E-04	0.1061597	2.4452E-04	0.0010638	3.80281E-05	0.001888	0.286815	0.000281	0.0162881	0.001436	1.44142E-05	0.000224	
	July	187.74224	34.17624	0.001618	0.001349	0.005458	0.0040272	0.104064	0.694419	0.000483	5.1536E-04	0.0139989	3.6976E-04	0.0010630	1.43619E-05	0.000799	0.122500	0.000185	0.0128813	0.001212	5.23112E-06	0.000299	
	August	158.58310	34.63587	0.002692	0.003825	0.001979	0.0091493	0.080126	1.443189	0.000469	4.1181E-04	0.0344691	8.0027E-04	0.0007971	1.27428E-05	0.001068	0.150724	0.000428	0.0097031	0.002027	6.57794E-06	0.000301	
	September	144.03595	32.20492	0.006121	0.002384	0.006262	0.0055376	0.082079	1.662464	0.000580	5.4689E-04	0.0351201	4.7344E-04	0.0009433	1.24882E-05	0.001166	0.149575	0.000197	0.0186397	0.001234	4.27771E-06	0.000187	
	October	188.93142	40.84394	0.027115	0.001542	0.004901	0.0065070	0.100347	1.204193	0.000143	8.4109E-05	0.0170276	4.7148E-04	0.0011811	8.15901E-06	0.000768	0.092158	0.000147	0.0117304	0.000586	3.00588E-06	0.000566	
	November	242.93460	47.32144	0.076309	0.001374	0.000822	0.0021449	0.117837	0.703135	0.000154	1.1614E-04	0.0080198	3.8530E-04	0.0006546	8.73395E-06	0.000713	0.026897	0.000845	0.0091492	0.000484	8.54291E-06	0.000783	
	December	258.28264	46.13316	0.130711	0.001763	0.002503	0.0037588	0.094477	1.386957	0.000412	1.1486E-04	0.0027761	4.1254E-04	0.0007061	2.49887E-06	0.000572	0.004037	0.000041	0.0007524	0.000430	3.00329E-06	0.000996	
Year 32	January	283.74289	52.86179	0.182454	0.001485	0.009058	0.0051429	0.105623	1.569140	0.000328	1.8472E-04	0.0228227	4.6141E-04	0.0014228	2.22320E-05	0.000991	0.274517	0.000436	0.0637113	0.001242	3.13885E-06	0.000874	
	February	295.17051	57.79266	0.233108	0.001546	0.005291	0.0055783	0.112001	1.689238	0.000159	1.2263E-04	0.0452516	5.0779E-04	0.0021785	4.33929E-05	0.001390	0.553028	0.000681	0.1210096	0.001465	3.23297E-06	0.000780	
	March	373.35029	57.15680	0.215130	0.001666	0.035307	0.0070705	0.115099	1.769306	0.000150	5.3531E-04	0.0139274	6.0396E-04	0.0007997	5.60831E-06	0.000745	0.134218	0.000319	0.0255382	0.000669	3.37341E-06	0.001004	
	April	313.16264	55.46983	0.186564	0.001777	0.001144	0.0054465	0.132132	1.283845	0.000388	3.3526E-04	0.0116819	5.1777E-04	0.0008444	2.01500E-05	0.000614	0.084603	0.000114	0.0076090	0.000560	3.42918E-06	0.000855	
	May	103.54541	24.09924	0.010648	0.001845	0.001014	0.0217867	0.110427	2.021131	0.000523	4.8757E-04	0.0649220	4.1940E-04	0.0022859	2.58695E-05	0.001758	0.634186	0.000072	0.0660996	0.001700	4.66425E-06	0.000206	
	June	134.45137	28.94492	0.002080	0.002749	0.002710	0.0075432	0.104882	1.338715	0.000529	4.4765E-04	0.1061597	2.4452E-04	0.0010638	3.80281E-05	0.001888	0.286815	0.000281	0.0162881	0.001436	1.44142E-05	0.000224	
	July	187.74224	34.17624	0.001545	0.001341	0.005446	0.0040272	0.104064	0.694419	0.000483	5.1536E-04	0.0139989	3.6976E-04	0.0010630	1.43619E-05	0.000799	0.122500	0.000185	0.0128813	0.001212	5.23112E-06	0.000299	
	August	158.58310	34.63587	0.002567	0.003797	0.001942	0.0091493	0.080126	1.443189	0.000469	4.1181E-04	0.0344691	8.0027E-04	0.0007971	1.27428E-05	0.001068	0.150724	0.000428	0.0097031	0.002027	6.57794E-06	0.000301	
	September	144.03595	32.20492	0.005910	0.002365	0.006159	0.0055376	0.082079	1.662464	0.000580	5.4689E-04	0.0351201	4.7344E-04	0.0009433	1.24882E-05	0.001166	0.149575	0.000197	0.0186397	0.001234	4.27771E-06	0.000187	
	October	188.93142	40.84394	0.026495	0.001525	0.004810	0.0065070	0.100347	1.204193	0.000143	8.4109E-05	0.0170276	4.7148E-04	0.0011811	8.15901E-06	0.000768	0.092158	0.000147	0.0117304	0.000586	3.00588E-06	0.000566	
	November	242.93460	47.32144	0.076309	0.001374	0.000822	0.0021449	0.117837	0.703135	0.000154	1.1614E-04	0.0080198	3.8530E-04	0.0006546	8.73395E-06	0.000713	0.026897	0.000845	0.0091492	0.000484	8.54291E-06	0.000783	
	December	258.28264	46.13316	0.130711	0.001763	0.002503	0.0037588	0.094477	1.386957	0.000412	1.1486E-04	0.0027761	4.1254E-04	0.0007061	2.49887E-06	0.000572	0.004037	0.000041	0.0007524	0.000430	3.00329E-06	0.000996	
Year 33	January	283.74289	52.86179	0.182454	0.001485	0.009058	0.0051429	0.105623	1.569140	0.000328	1.8472E-04	0.0228227	4.6141E-04	0.0014228	2.22320E-05	0.000991	0.274517	0.000436	0.0637113	0.001242	3.13885E-06	0.000874	
	February	295.17051	57.79266	0.233108	0.001546	0.005291	0.0055783	0.112001	1.689238	0.000159	1.2263E-04	0.0452516	5.0779E-04	0.0021785	4.33929E-05	0.001390	0.553028	0.000681	0.1210096	0.001465	3.23297E-06	0.000780	
	March	373.35029	57.15680	0.215130	0.001666	0.035307	0.0070705	0.115099	1.769306	0.000150	5.3531E-04	0.0139274	6.0396E-04	0.0007997	5.60831E-06	0.000745	0.134218	0.000319	0.0255382	0.000669	3.37341E-06	0.001004	
	April	313.16264	55.46983	0.185878	0.001761	0.001130	0.0054465	0.132132	1.283845	0.000388	3.3526E-04	0.0116819	5.1777E-04	0.0008444	2.01500E-05	0.000614	0.084603	0.000114	0.0076090	0.000560	3.42918E-06	0.000855	
	May	103.54541	24.09924	0.010238	0.001816	0.000988	0.0217867	0.110427	2.021131	0.000523	4.8757E-04	0.0649220	4.1940E-04	0.0022859	2.58695E-05	0.001758	0.634186	0.000072	0.0660996	0.001700	4.66425E-06	0.000206	
	June	134.45137	28.94492	0.001984	0.002733	0.002649	0.0075432	0.104882	1.338715	0.000529	4.4765E-04	0.1061597	2.4452E-04	0.0010638	3.80281E-05	0.001888	0.286815	0.000281	0.0162881	0.001436	1.44142E-05	0.000224	
	July	187.74224	34.17624	0.001477	0.001332	0.005435	0.0040272	0.104064	0.694419	0.000483	5.1536E-04	0.0139989	3.6976E-04	0.0010630	1.43619E-05	0.000799	0.122500	0.000185	0.0128813	0.001212	5.23112E-06	0.000299	
	August	158.58310	34.63587	0.002450	0.003771	0.001908	0.0091493	0.080126	1.443189	0.000469	4.1181E-04	0.0344691	8.0027E-04	0.0007971	1.27428E-05	0.001068	0.150724	0.000428	0.0097031	0.002027	6.57794E-06	0.000301	
	September	144.03595	32.20492	0.005713	0.002348	0.006064	0.0055376	0.082079	1.662464	0.000580	5.4689E-04	0.0351201	4.7344E-04	0.0009433	1.24882E-05	0.001166	0.149575	0.000197	0.0186397	0.001234	4.27771E-06	0.000187	
	October	188.93142	40.84394	0.025914	0.001510	0.004725	0.0065070	0.100347	1.204193	0.000143	8.4109E-05	0.0170276	4.7148E-04	0.0011811	8.15901E-06	0.000768	0.092158	0.000147	0.0117304	0.000586	3.00588E-06	0.000566	
	November	242.93460	47.32144	0.076309	0.001374	0.000822	0.0021449	0.117837	0.703135	0.000154	1.1614E-04	0.0080198	3.8530E-04	0.0006546	8.73395E-06	0.000713	0.026897	0.000845	0.0091492	0.000484	8.54291E-06	0.000783	
	December	258.28264	46.13316	0.130711	0.001763	0.002503	0.0037588	0.094477	1.386957	0.000412	1.1486E-04	0.0027761	4.1254E-04	0.0007061	2.49887E-06	0.000572	0.004037	0.000041	0.0007524	0.000430	3.00329E-06	0.000996	
Year 34	January	283.74289	52.86179	0.182454	0.001485	0.009058	0.0051429	0.105623	1.569140	0.000328	1.8472E-04	0.0228227	4.6141E-04	0.0014228	2.22320E-05	0.000991	0.274517	0.000436	0.0637113	0.001242	3.13885E-06	0.000874	
	February	295.17051	57.79266	0.233108	0.001546	0.005291	0.0055783	0.112001	1.689238	0.000159	1.2263E-04	0.0452516	5.0779E-04	0.0021785	4.33929E-05	0.001390	0.553028	0.000681	0.1210096	0.001465	3.23297E-06	0.000780	
	March	373.35029	57.15680	0.215130	0.001666	0.035307	0.0070705	0.115099	1.769306	0.000150	5.3531E-04	0.0139274	6.0396E-04	0.0007997	5.60831E-06	0.000745	0.134218	0.000319	0.0255382	0.000669	3.37341E-06	0.001004	
	April	313.16264																					

		Uranium (U) Total	Zinc (Zn) Total	Dissolved Organic Carbon
		mg/L	mg/L	mg/L
Year 31	January	0.003288	0.000846	1.461304
	February	0.003387	0.003033	1.030774
	March	0.003330	0.000396	0.938783
	April	0.003921	0.000519	2.952432
	May	0.001814	0.005634	4.683856
	June	0.001221	0.001921	3.996732
	July	0.001669	0.000335	5.280768
	August	0.001354	0.001936	7.117142
	September	0.001137	0.000473	5.164993
	October	0.002104	0.000229	3.686486
	November	0.002399	0.000246	1.942040
	December	0.002789	0.000048	1.355514
Year 32	January	0.003288	0.000846	1.461304
	February	0.003387	0.003033	1.030774
	March	0.003330	0.000396	0.938783
	April	0.003921	0.000519	2.952432
	May	0.001814	0.005634	4.683856
	June	0.001221	0.001921	3.996732
	July	0.001669	0.000335	5.280768
	August	0.001354	0.001936	7.117142
	September	0.001137	0.000473	5.164993
	October	0.002104	0.000229	3.686486
	November	0.002399	0.000246	1.942040
	December	0.002789	0.000048	1.355514
Year 33	January	0.003288	0.000846	1.461304
	February	0.003387	0.003033	1.030774
	March	0.003330	0.000396	0.938783
	April	0.003921	0.000519	2.952432
	May	0.001814	0.005634	4.683856
	June	0.001221	0.001921	3.996732
	July	0.001669	0.000335	5.280768
	August	0.001354	0.001936	7.117142
	September	0.001137	0.000473	5.164993
	October	0.002104	0.000229	3.686486
	November	0.002399	0.000246	1.942040
	December	0.002789	0.000048	1.355514
Year 34	January	0.003288	0.000846	1.461304
	February	0.003387	0.003033	1.030774
	March	0.003330	0.000396	0.938783
	April	0.003921	0.000519	2.952432
	May	0.001814	0.005634	4.683856
	June	0.001221	0.001921	3.996732
	July	0.001669	0.000335	5.280768
	August	0.001354	0.001936	7.117142
	September	0.001137	0.000473	5.164993
	October	0.002104	0.000229	3.686486
	November	0.002399	0.000246	1.942040
	December	0.002789	0.000048	1.355514

		Hardness (from Total)	Sulphate dissolved	Nitrate (N)	Nitrite (N)	Ammonia (N)	Phosphorus (P)	Fluoride (F)	Chloride (Cl)	Cyanide Total	Cyanide Weak Acid Dissociable	Aluminum (Al) Total	Antimony (Sb) Total	Arsenic (As) Total	Cadmium (Cd) Total	Copper (Cu) Total	Iron (Fe) Total	Lead (Pb) Total	Manganese (Mn) Total	Nickel (Ni) Total	Silver (Ag) Total	Selenium (Se) Total	
		mg/L	mg/L	mg/L	mg/L	mg/L	mg/L	mg/L	mg/L	mg/L	mg/L	mg/L	mg/L	mg/L	mg/L	mg/L	mg/L	mg/L	mg/L	mg/L	mg/L	mg/L	mg/L
Year 35	January	283.74289	52.86179	0.182454	0.001485	0.009058	0.0051429	0.105623	1.569140	0.000328	1.8472E-04	0.0228227	4.6141E-04	0.0014228	2.22320E-05	0.000991	0.274517	0.000436	0.0637113	0.001242	3.13885E-06	0.000874	
	February	295.17051	57.79266	0.233108	0.001546	0.005291	0.0055783	0.112001	1.689238	0.000159	1.2263E-04	0.0452516	5.0779E-04	0.0021785	4.33929E-05	0.001390	0.553028	0.000681	0.1210096	0.001465	3.23297E-06	0.000780	
	March	373.35029	57.15680	0.215130	0.001666	0.035307	0.0070705	0.115099	1.769306	0.000150	5.3531E-04	0.0139274	6.0396E-04	0.0007997	5.60831E-06	0.000745	0.134218	0.000319	0.0255382	0.000669	3.37341E-06	0.001004	
	April	313.16264	55.46983	0.184634	0.001732	0.001105	0.0054465	0.132132	1.283845	0.000388	3.3526E-04	0.0116819	5.1777E-04	0.0008444	2.01500E-05	0.000614	0.084603	0.000114	0.0076090	0.000560	3.42918E-06	0.000855	
	May	103.54541	24.09924	0.009494	0.001762	0.000941	0.0217867	0.110427	2.021131	0.000523	4.8757E-04	0.0649220	4.1940E-04	0.0022859	2.58695E-05	0.001758	0.634186	0.000072	0.0660996	0.001700	4.66425E-06	0.000206	
	June	134.45137	28.94492	0.001810	0.002704	0.002539	0.0075432	0.104882	1.338715	0.000529	4.4765E-04	0.1061597	2.4452E-04	0.0010638	3.80281E-05	0.001888	0.286815	0.000281	0.0162881	0.001436	1.44142E-05	0.000224	
	July	187.74224	34.17624	0.001353	0.001318	0.005414	0.0040272	0.104064	0.694419	0.000483	5.1536E-04	0.0139989	3.6976E-04	0.0010630	1.43619E-05	0.000799	0.122500	0.000185	0.0128813	0.001212	5.23112E-06	0.000299	
	August	158.58310	34.63587	0.002239	0.003724	0.001845	0.0091493	0.080126	1.443189	0.000469	4.1181E-04	0.0344691	8.0027E-04	0.0007971	1.27428E-05	0.001068	0.150724	0.000428	0.0097031	0.002027	6.57794E-06	0.000301	
	September	144.03595	32.20492	0.005356	0.002316	0.005891	0.0055376	0.082079	1.662464	0.000580	5.4689E-04	0.0351201	4.7344E-04	0.0009433	1.24882E-05	0.001166	0.149575	0.000197	0.0186397	0.001234	4.27771E-06	0.000187	
	October	188.93142	40.84394	0.024863	0.001482	0.004571	0.0065070	0.100347	1.204193	0.000143	8.4109E-05	0.0170276	4.7148E-04	0.0011811	8.15901E-06	0.000768	0.092158	0.000147	0.0117304	0.000586	3.00588E-06	0.000566	
	November	242.93460	47.32144	0.076309	0.001374	0.000822	0.0021449	0.117837	0.703135	0.000154	1.1614E-04	0.0080198	3.8530E-04	0.0006546	8.73395E-06	0.000713	0.026897	0.000845	0.0091492	0.000484	8.54291E-06	0.000783	
	December	258.28264	46.13316	0.130711	0.001763	0.002503	0.0037588	0.094477	1.386957	0.000412	1.1486E-04	0.0027761	4.1254E-04	0.0007061	2.49887E-06	0.000572	0.004037	0.000041	0.0007524	0.000430	3.00329E-06	0.000996	
Year 36	January	283.74289	52.86179	0.182454	0.001485	0.009058	0.0051429	0.105623	1.569140	0.000328	1.8472E-04	0.0228227	4.6141E-04	0.0014228	2.22320E-05	0.000991	0.274517	0.000436	0.0637113	0.001242	3.13885E-06	0.000874	
	February	295.17051	57.79266	0.233108	0.001546	0.005291	0.0055783	0.112001	1.689238	0.000159	1.2263E-04	0.0452516	5.0779E-04	0.0021785	4.33929E-05	0.001390	0.553028	0.000681	0.1210096	0.001465	3.23297E-06	0.000780	
	March	373.35029	57.15680	0.215130	0.001666	0.035307	0.0070705	0.115099	1.769306	0.000150	5.3531E-04	0.0139274	6.0396E-04	0.0007997	5.60831E-06	0.000745	0.134218	0.000319	0.0255382	0.000669	3.37341E-06	0.001004	
	April	313.16264	55.46983	0.184071	0.001719	0.001094	0.0054465	0.132132	1.283845	0.000388	3.3526E-04	0.0116819	5.1777E-04	0.0008444	2.01500E-05	0.000614	0.084603	0.000114	0.0076090	0.000560	3.42918E-06	0.000855	
	May	103.54541	24.09924	0.009158	0.001738	0.000920	0.0217867	0.110427	2.021131	0.000523	4.8757E-04	0.0649220	4.1940E-04	0.0022859	2.58695E-05	0.001758	0.634186	0.000072	0.0660996	0.001700	4.66425E-06	0.000206	
	June	134.45137	28.94492	0.001731	0.002691	0.002489	0.0075432	0.104882	1.338715	0.000529	4.4765E-04	0.1061597	2.4452E-04	0.0010638	3.80281E-05	0.001888	0.286815	0.000281	0.0162881	0.001436	1.44142E-05	0.000224	
	July	187.74224	34.17624	0.001297	0.001311	0.005405	0.0040272	0.104064	0.694419	0.000483	5.1536E-04	0.0139989	3.6976E-04	0.0010630	1.43619E-05	0.000799	0.122500	0.000185	0.0128813	0.001212	5.23112E-06	0.000299	
	August	158.58310	34.63587	0.002143	0.003703	0.001817	0.0091493	0.080126	1.443189	0.000469	4.1181E-04	0.0344691	8.0027E-04	0.0007971	1.27428E-05	0.001068	0.150724	0.000428	0.0097031	0.002027	6.57794E-06	0.000301	
	September	144.03595	32.20492	0.005195	0.002302	0.005813	0.0055376	0.082079	1.662464	0.000580	5.4689E-04	0.0351201	4.7344E-04	0.0009433	1.24882E-05	0.001166	0.149575	0.000197	0.0186397	0.001234	4.27771E-06	0.000187	
	October	188.93142	40.84394	0.024388	0.001469	0.004502	0.0065070	0.100347	1.204193	0.000143	8.4109E-05	0.0170276	4.7148E-04	0.0011811	8.15901E-06	0.000768	0.092158	0.000147	0.0117304	0.000586	3.00588E-06	0.000566	
	November	242.93460	47.32144	0.076309	0.001374	0.000822	0.0021449	0.117837	0.703135	0.000154	1.1614E-04	0.0080198	3.8530E-04	0.0006546	8.73395E-06	0.000713	0.026897	0.000845	0.0091492	0.000484	8.54291E-06	0.000783	
	December	258.28264	46.13316	0.130711	0.001763	0.002503	0.0037588	0.094477	1.386957	0.000412	1.1486E-04	0.0027761	4.1254E-04	0.0007061	2.49887E-06	0.000572	0.004037	0.000041	0.0007524	0.000430	3.00329E-06	0.000996	

		Uranium (U) Total	Zinc (Zn) Total	Dissolved Organic Carbon
		mg/L	mg/L	mg/L
Year 35	January	0.003288	0.000846	1.461304
	February	0.003387	0.003033	1.030774
	March	0.003330	0.000396	0.938783
	April	0.003921	0.000519	2.952432
	May	0.001814	0.005634	4.683856
	June	0.001221	0.001921	3.996732
	July	0.001669	0.000335	5.280768
	August	0.001354	0.001936	7.117142
	September	0.001137	0.000473	5.164993
	October	0.002104	0.000229	3.686486
	November	0.002399	0.000246	1.942040
	December	0.002789	0.000048	1.355514
Year 36	January	0.003288	0.000846	1.461304
	February	0.003387	0.003033	1.030774
	March	0.003330	0.000396	0.938783
	April	0.003921	0.000519	2.952432
	May	0.001814	0.005634	4.683856
	June	0.001221	0.001921	3.996732
	July	0.001669	0.000335	5.280768
	August	0.001354	0.001936	7.117142
	September	0.001137	0.000473	5.164993
	October	0.002104	0.000229	3.686486
	November	0.002399	0.000246	1.942040
	December	0.002789	0.000048	1.355514

		Hardness (from Total)	Sulphate dissolved	Nitrate (N)	Nitrite (N)	Ammonia (N)	Phosphorus (P)	Fluoride (F)	Chloride (Cl)	Cyanide Total	Cyanide Weak Acid Dissociable	Aluminum (Al) Total	Antimony (Sb) Total	Arsenic (As) Total	Cadmium (Cd) Total	Copper (Cu) Total	Iron (Fe) Total	Lead (Pb) Total	Manganese (Mn) Total	Nickel (Ni) Total	Silver (Ag) Total	Selenium (Se) Total	
		mg/L	mg/L	mg/L	mg/L	mg/L	mg/L	mg/L	mg/L	mg/L	mg/L	mg/L	mg/L	mg/L	mg/L	mg/L	mg/L	mg/L	mg/L	mg/L	mg/L	mg/L	mg/L
Year -2	January	283.50000	42.80000	0.204500	0.001000	0.009150	0.0028000	0.105000	0.670000	0.000380	2.5000E-04	0.0214000	6.9000E-05	0.0012445	2.70000E-05	0.000706	0.293300	0.000223	0.0523245	0.001121	2.50000E-06	0.001017	
	February	294.00000	46.10000	0.252000	0.001000	0.009900	0.0031000	0.110000	0.750000	0.000250	2.5000E-04	0.0420000	7.4000E-05	0.0019300	4.90000E-05	0.001070	0.570000	0.000443	0.1040000	0.001570	2.50000E-06	0.000874	
	March	376.00000	44.50000	0.272000	0.001000	0.039400	0.0030000	0.110000	0.550000	0.000250	6.0000E-04	0.0082100	6.0000E-05	0.0004980	1.10000E-05	0.000339	0.069400	0.000021	0.0071000	0.000698	2.50000E-06	0.001330	
	April	302.00000	42.80000	0.201000	0.001000	0.002500	0.0032000	0.120000	0.410000	0.000510	5.0000E-04	0.0078000	6.5000E-05	0.0006540	1.22000E-05	0.000314	0.094000	0.000025	0.0049800	0.000820	2.50000E-06	0.000866	
	May	166.00000	23.40000	0.029000	0.001000	0.007400	0.0152000	0.120000	1.200000	0.000600	5.6000E-04	0.0619000	7.8000E-05	0.0016850	1.60000E-05	0.001230	0.632000	0.000038	0.0550500	0.001840	3.80000E-06	0.000371	
	June	126.25524	21.60676	0.000514	0.002189	0.000568	0.0061295	0.100902	0.773090	0.000539	4.6266E-04	0.1055438	1.0382E-04	0.0007588	1.79726E-05	0.001745	0.281394	0.000229	0.0033935	0.001360	1.41398E-05	0.000113	
	July	183.51219	29.62117	0.000733	0.000985	0.007807	0.0038902	0.103137	0.256349	0.000473	5.3588E-04	0.0136889	1.3182E-04	0.0010034	4.15685E-06	0.000673	0.113584	0.000144	0.0187047	0.001031	4.85537E-06	0.000104	
	August	166.63773	24.76231	0.000682	0.002917	0.003172	0.0088119	0.079856	0.513126	0.000469	4.1417E-04	0.0306852	2.4171E-04	0.0006462	1.46452E-05	0.000729	0.237713	0.000212	0.0104318	0.002037	5.52366E-06	0.000114	
	September	148.79589	25.58821	0.003713	0.001840	0.003988	0.0058583	0.082303	0.925262	0.000634	6.0941E-04	0.0357462	1.0302E-04	0.0007059	5.88984E-06	0.001041	0.154105	0.000131	0.0155959	0.001201	3.64128E-06	0.000107	
	October	192.51525	36.22946	0.031645	0.000957	0.004924	0.0063583	0.099802	0.567862	0.000135	8.8097E-05	0.0182077	7.4527E-05	0.0009555	1.93553E-05	0.000677	0.110694	0.000036	0.0087013	0.000465	2.39169E-06	0.000526	
	November	241.08689	42.55310	0.087239	0.000968	0.002798	0.0018096	0.117893	0.055722	0.000143	9.9594E-05	0.0074028	7.3285E-05	0.0005107	1.00454E-05	0.000503	0.045340	0.000803	0.0069043	0.000347	9.07547E-06	0.000781	
	December	260.39298	41.81871	0.140357	0.001867	0.006607	0.0026373	0.095078	0.535586	0.000394	9.8257E-05	0.0021945	7.7954E-05	0.0006192	3.80579E-06	0.000344	0.019671	0.000001	0.0033077	0.000386	2.42271E-06	0.001010	
Year -1	January	291.85540	49.76867	0.192145	0.001375	0.016960	0.0039800	0.109470	0.697282	0.000345	2.1644E-04	0.0205692	8.5594E-05	0.0013181	2.84403E-05	0.000717	0.296245	0.000218	0.1941398	0.001286	2.50151E-06	0.000950	
	February	299.96584	54.86733	0.236873	0.001467	0.014606	0.0043086	0.115373	0.691599	0.000141	1.0071E-04	0.0416340	9.5258E-05	0.0020647	5.12456E-05	0.001076	0.586289	0.000437	0.3030421	0.001473	2.50381E-06	0.000737	
	March	386.62916	59.00615	0.235733	0.002348	0.034439	0.0058660	0.121804	0.506157	0.000128	4.9440E-04	0.0097360	1.1805E-04	0.0008891	1.13895E-05	0.000387	0.558021	0.000021	0.2540250	0.000978	2.48315E-06	0.001050	
	April	306.37500	47.39990	0.176248	0.001184	0.001309	0.0032763	0.127489	0.259324	0.000386	3.2438E-04	0.0084119	7.2143E-05	0.0007171	8.21217E-06	0.000302	0.139978	0.000021	0.0234185	0.000472	2.52333E-06	0.000652	
	May	101.87557	15.43077	0.005721	0.001022	0.000920	0.0202553	0.111868	1.296109	0.000624	5.2471E-04	0.0864745	7.8951E-05	0.0017844	9.08964E-06	0.001759	0.739890	0.000049	0.0549775	0.001674	4.44198E-06	0.000086	
	June	132.43574	23.53254	0.000522	0.002245	0.002023	0.0062355	0.103206	0.792542	0.000545	4.6795E-04	0.1067546	1.0548E-04	0.0007840	1.82561E-05	0.001765	0.284626	0.000232	0.0067337	0.001381	1.43238E-05	0.000114	
	July	178.21624	28.15930	0.000758	0.000985	0.003561	0.0034498	0.101446	0.222247	0.000495	5.6046E-04	0.0142858	1.3172E-04	0.0010091	3.97734E-06	0.000698	0.118766	0.000150	0.0064010	0.001041	4.96338E-06	0.000108	
	August	165.18069	23.57797	0.000694	0.002968	0.001713	0.0086982	0.079584	0.503561	0.000482	4.2527E-04	0.0314143	2.4481E-04	0.0005380	6.77988E-06	0.000747	0.192780	0.000214	0.0061477	0.002038	5.60470E-06	0.000117	
	September	145.36926	24.52598	0.003783	0.001803	0.002762	0.0052583	0.081470	0.926261	0.000648	6.2287E-04	0.0365247	1.0359E-04	0.0007050	5.96853E-06	0.001062	0.157493	0.000134	0.0101400	0.001199	3.66647E-06	0.000109	
	October	189.75680	35.10174	0.031168	0.000956	0.004140	0.0059228	0.099268	0.558451	0.000137	8.9655E-05	0.0185081	7.5122E-05	0.0009571	1.48362E-05	0.000656	0.112645	0.000036	0.0073126	0.000449	2.38977E-06	0.000507	
	November	240.91005	42.14607	0.087523	0.000968	0.002514	0.0017592	0.117945	0.051799	0.000144	1.0025E-04	0.0074289	7.3300E-05	0.0005118	9.79182E-06	0.000503	0.045491	0.000807	0.0065968	0.000342	9.11868E-06	0.000782	
	December	260.39298	41.81871	0.140357	0.001867	0.006607	0.0026373	0.095078	0.535586	0.000394	9.8257E-05	0.0021945	7.7954E-05	0.0006192	3.80579E-06	0.000344	0.019671	0.000001	0.0033077	0.000386	2.42271E-06	0.001010	
Year 1	January	272.05700	49.94545	0.262122	0.002381	0.010676	0.0027272	0.101494	0.532902	0.000386	2.4097E-04	0.0229162	3.1393E-04	0.0014257	8.41678E-05	0.000743	0.278035	0.000321	0.0810489	0.001520	2.94205E-06	0.001177	
	February	282.07199	53.50256	0.313034	0.002348	0.006582	0.0028812	0.107384	0.540438	0.000208	1.6266E-04	0.0442415	3.1389E-04	0.0021730	1.05305E-04	0.001114	0.557770	0.000544	0.1336298	0.001672	2.93590E-06	0.000975	
	March	353.90448	49.07817	0.278986	0.002351	0.035342	0.0038604	0.108971	0.341855	0.000196	5.9245E-04	0.0127932	3.1050E-04	0.0007467	4.85243E-05	0.000390	0.110377	0.000125	0.0268056	0.000856	2.84046E-06	0.001162	
	April	301.61233	53.47817	0.260593	0.002706	0.001550	0.0028468	0.127588	0.207849	0.000463	4.0771E-04	0.0110520	3.5988E-04	0.0008427	5.01055E-05	0.000361	0.079504	0.000134	0.0135541	0.000916	3.27812E-06	0.001025	
	May	103.78420	25.10695	0.037987	0.002700	0.003537	0.0183182	0.105055	1.092756	0.000598	5.6138E-04	0.0619454	3.7275E-04	0.0018374	6.43655E-05	0.001496	0.593270	0.000140	0.0940053	0.002010	4.38899E-06	0.000283	
	June	137.18243	31.75080	0.012987	0.003580	0.004879	0.0061020	0.103413	0.748000	0.000589	5.0903E-04	0.1021849	3.4348E-04	0.0009445	8.26851E-05	0.001703	0.273690	0.000299	0.0433827	0.001754	1.39310E-05	0.000362	
	July	184.70164	37.16212	0.017111	0.002361	0.007515	0.0035073	0.103739	0.213221	0.000554	5.9011E-04	0.0152814	3.6352E-04	0.0012008	6.21343E-05	0.000723	0.124424	0.000235	0.0314493	0.001443	5.48899E-06	0.000401	
	August	164.20439	33.94072	0.013561	0.004269	0.002775	0.0081248	0.079708	0.482805	0.000540	4.9587E-04	0.0316313	4.9328E-04	0.0006585	4.02845E-05	0.000782	0.148964	0.000305	0.0235636	0.002390	5.88678E-06	0.000398	
	September	137.35404	33.03314	0.029613	0.003333	0.009245	0.0043253	0.078255	0.855541	0.000628	5.9114E-04	0.0343945	3.7746E-04	0.0008880	5.87978E-05	0.000983	0.149800	0.000222	0.0478552	0.001536	4.09579E-06	0.000282	
	October	173.66696	40.61720	0.086824	0.002507	0.006879	0.0045839	0.093700	0.456940	0.000203	1.3697E-04	0.0163681	3.4791E-04	0.0011146	4.20860E-05	0.000578	0.088179	0.000128	0.0228214	0.000853	2.86183E-06	0.000662	
	November	231.66526	46.87813	0.158562	0.002462	0.001472	0.0015743	0.113944	0.039163	0.000208	1.6265E-04	0.0080614	3.2698E-04	0.0007149	4.31079E-05	0.000524	0.031353	0.000893	0.0155264	0.000754	9.48747E-06	0.000993	
	December	244.95071	44.37030	0.209442	0.002824	0.004639	0.0020868	0.089763	0.463455	0.000458	1.5827E-04	0.0024203	3.1640E-04	0.0007403	2.03223E-05	0.000357	0.009552	0.000024	0.0016932	0.000679	2.90223E-06	0.001230	
Year 2	January	272.03508	49.94098	0.262105	0.002380	0.010673	0.0027272	0.101489	0.532836	0.000386	2.4090E-04	0.0229187	3.1394E-04	0.0014257	8.41500E-05	0.000743	0.278024	0.000321	0.0810381	0.001520	2.94420E-06	0.001177	
	February	282.05802	53.49960	0.313023	0.002348	0.006581	0.0028812	0.107381	0.540388	0.000208	1.6264E-04	0.0442441	3.1389E-04	0.0021730	1.05291E-04	0.001114	0.557760	0.000544	0.1336199	0.001672	2.93746E-06	0.000975	
	March	353.88520	49.07430	0.278975	0.002351	0.035341	0.0038604	0.108967	0.341823	0.000196	5.9242E-04	0.0127969	3.1050E-04	0.0007466	4.85153E-05	0.000390	0.110315	0.000125	0.0268014	0.000856	2.84261E-06	0.001162	
	April	301.64243	53.																				

		Uranium (U) Total	Zinc (Zn) Total	Dissolved Organic Carbon
		mg/L	mg/L	mg/L
Year -2	January	0.003400	0.002245	1.560000
	February	0.003550	0.004210	1.480000
	March	0.003760	0.000530	1.230000
	April	0.003430	0.000500	3.310000
	May	0.002450	0.002800	4.610000
	June	0.000689	0.000860	4.086974
	July	0.001126	0.000183	5.312878
	August	0.000844	0.002431	7.303324
	September	0.000582	0.000507	5.537667
	October	0.001666	0.001086	3.834310
	November	0.002304	0.000573	2.102714
	December	0.002967	0.000171	1.648657
Year -1	January	0.003694	0.002311	1.714439
	February	0.003903	0.004705	1.128428
	March	0.004558	0.000845	1.495501
	April	0.003427	0.000335	3.164377
	May	0.000927	0.005786	5.387954
	June	0.000722	0.000873	4.155769
	July	0.001022	0.000191	5.444162
	August	0.000786	0.001251	7.434476
	September	0.000510	0.000516	5.602746
	October	0.001650	0.000903	3.866872
	November	0.002291	0.000574	2.105886
	December	0.002967	0.000171	1.648657
Year 1	January	0.004183	0.008444	1.441617
	February	0.004314	0.010832	0.940677
	March	0.004303	0.002487	0.889542
	April	0.004350	0.001953	2.854484
	May	0.002046	0.013653	4.502500
	June	0.001648	0.008239	3.845397
	July	0.001941	0.003210	5.228067
	August	0.001844	0.009073	6.722731
	September	0.001618	0.007626	4.830084
	October	0.002596	0.003684	3.442570
	November	0.003063	0.002860	1.810135
	December	0.003545	0.000965	1.266414
Year 2	January	0.004183	0.008439	1.441437
	February	0.004314	0.010827	0.940662
	March	0.004303	0.002486	0.889506
	April	0.004364	0.001952	2.854047
	May	0.002110	0.013650	4.500804
	June	0.001678	0.008238	3.844790
	July	0.001983	0.003210	5.227554
	August	0.001912	0.009075	6.721753
	September	0.001692	0.007624	4.829106
	October	0.002653	0.003684	3.442019
	November	0.003063	0.002857	1.809991
	December	0.003545	0.000965	1.266240

		Hardness (from Total)	Sulphate dissolved	Nitrate (N)	Nitrite (N)	Ammonia (N)	Phosphorus (P)	Fluoride (F)	Chloride (Cl)	Cyanide Total	Cyanide Weak Acid Dissociable	Aluminum (Al) Total	Antimony (Sb) Total	Arsenic (As) Total	Cadmium (Cd) Total	Copper (Cu) Total	Iron (Fe) Total	Lead (Pb) Total	Manganese (Mn) Total	Nickel (Ni) Total	Silver (Ag) Total	Selenium (Se) Total	
		mg/L	mg/L	mg/L	mg/L	mg/L	mg/L	mg/L	mg/L	mg/L	mg/L	mg/L	mg/L	mg/L	mg/L	mg/L	mg/L	mg/L	mg/L	mg/L	mg/L	mg/L	mg/L
Year 3	January	271.99698	49.93321	0.262076	0.002380	0.010668	0.0027272	0.101479	0.532723	0.000386	2.4077E-04	0.0229232	3.1394E-04	0.0014257	8.41191E-05	0.000743	0.278006	0.000321	0.0810193	0.001520	2.94793E-06	0.001176	
	February	282.03493	53.49470	0.313005	0.002348	0.006579	0.0028811	0.107376	0.540305	0.000208	1.6261E-04	0.0442485	3.1390E-04	0.0021730	1.05267E-04	0.001115	0.557744	0.000544	0.1336034	0.001672	2.94005E-06	0.000974	
	March	353.85197	49.06762	0.278958	0.002351	0.035339	0.0038604	0.108960	0.341768	0.000196	5.9237E-04	0.0128033	3.1050E-04	0.0007466	4.85000E-05	0.000391	0.110208	0.000125	0.0267943	0.000856	2.84631E-06	0.001162	
	April	301.63891	53.53941	0.284025	0.003244	0.002011	0.0028801	0.127829	0.242706	0.000462	4.0757E-04	0.0111970	3.6524E-04	0.0008439	5.01178E-05	0.000362	0.079387	0.000134	0.0135870	0.000917	3.29692E-06	0.001027	
	May	104.20550	25.44137	0.052230	0.003714	0.004439	0.0184651	0.106230	1.253056	0.000597	5.6086E-04	0.0624402	3.9733E-04	0.0018430	6.44449E-05	0.001500	0.592903	0.000141	0.0947651	0.002015	4.45081E-06	0.000289	
	June	137.37958	31.92019	0.018141	0.004474	0.008387	0.0061561	0.104050	0.834747	0.000589	5.0853E-04	0.1025284	3.5678E-04	0.0009477	8.27680E-05	0.001706	0.273591	0.000299	0.0437739	0.001756	1.39702E-05	0.000367	
	July	184.95829	37.36373	0.022389	0.003008	0.008703	0.0035688	0.104473	0.313507	0.000554	5.8987E-04	0.0156183	3.7883E-04	0.0012045	6.21893E-05	0.000726	0.124377	0.000236	0.0317892	0.001447	5.52493E-06	0.000408	
	August	164.64887	34.28726	0.018854	0.005196	0.004337	0.0081760	0.080953	0.651925	0.000540	4.9547E-04	0.0322799	5.1908E-04	0.0006647	4.03422E-05	0.000786	0.148926	0.000307	0.0238552	0.002395	5.94726E-06	0.000408	
	September	137.83232	33.41357	0.041108	0.004401	0.014975	0.0044133	0.079627	1.044197	0.000628	5.9073E-04	0.0347100	4.0015E-04	0.0008949	5.88213E-05	0.000987	0.149758	0.000223	0.0484811	0.001541	4.16512E-06	0.000289	
	October	174.06333	40.92317	0.110304	0.003252	0.010131	0.0046981	0.094780	0.605540	0.000203	1.3675E-04	0.0169384	3.6833E-04	0.0011200	4.21369E-05	0.000582	0.088156	0.000128	0.0231381	0.000858	2.91380E-06	0.000673	
	November	231.62057	46.86731	0.158534	0.002461	0.001471	0.0015743	0.113931	0.039033	0.000208	1.6258E-04	0.0080708	3.2698E-04	0.0007149	4.30682E-05	0.000524	0.031308	0.000893	0.0155150	0.000754	9.49288E-06	0.000993	
	December	244.91547	44.36180	0.209413	0.002824	0.004637	0.0020870	0.089759	0.463399	0.000458	1.5822E-04	0.0024258	3.1641E-04	0.0007403	2.03080E-05	0.000357	0.009544	0.000024	0.0016929	0.000679	2.90729E-06	0.001230	
Year 4	January	271.96651	49.92699	0.262053	0.002380	0.010664	0.0027273	0.101472	0.532632	0.000386	2.4066E-04	0.0229268	3.1395E-04	0.0014256	8.40945E-05	0.000744	0.277991	0.000321	0.0810042	0.001520	2.95091E-06	0.001176	
	February	282.01755	53.49101	0.312991	0.002348	0.006578	0.0028811	0.107372	0.540243	0.000208	1.6258E-04	0.0442518	3.1390E-04	0.0021729	1.05249E-04	0.001115	0.557733	0.000544	0.1335911	0.001671	2.94199E-06	0.000974	
	March	353.83088	49.06338	0.278946	0.002351	0.035338	0.0038604	0.108956	0.341733	0.000196	5.9234E-04	0.0128074	3.1051E-04	0.0007466	4.84902E-05	0.000391	0.110140	0.000125	0.0267898	0.000856	2.84866E-06	0.001161	
	April	301.69364	53.59214	0.298436	0.003576	0.002295	0.0029054	0.128021	0.269381	0.000462	4.0753E-04	0.0113015	3.6933E-04	0.0008449	5.01336E-05	0.000363	0.079344	0.000134	0.0136152	0.000917	3.30775E-06	0.001029	
	May	104.55970	25.69661	0.060426	0.004298	0.004959	0.0185762	0.107113	1.372462	0.000597	5.6069E-04	0.0628106	4.1558E-04	0.0018473	6.45396E-05	0.001503	0.592783	0.000141	0.0953429	0.002018	4.49010E-06	0.000294	
	June	137.57860	32.06358	0.021113	0.004990	0.010410	0.0061983	0.104556	0.902904	0.000588	5.0841E-04	0.1027861	3.6719E-04	0.0009502	8.28564E-05	0.001707	0.273567	0.000299	0.0440890	0.001759	1.39933E-05	0.000372	
	July	185.18883	37.52554	0.025304	0.003365	0.009361	0.0036156	0.105037	0.389596	0.000554	5.8981E-04	0.0158669	3.9044E-04	0.0012072	6.22642E-05	0.000727	0.124368	0.000236	0.0320518	0.001449	5.54823E-06	0.000414	
	August	165.00604	34.53790	0.021595	0.005676	0.005147	0.0082118	0.081824	0.769179	0.000540	4.9538E-04	0.0327173	5.3696E-04	0.0006690	4.03975E-05	0.000789	0.148920	0.000308	0.0240594	0.002399	5.98322E-06	0.000415	
	September	138.22611	33.68845	0.046712	0.004921	0.017768	0.0044732	0.080580	1.172775	0.000628	5.9066E-04	0.0349184	4.1556E-04	0.0008996	5.88797E-05	0.000989	0.149752	0.000223	0.0489150	0.001545	4.20424E-06	0.000294	
	October	174.37933	41.14010	0.121322	0.003601	0.011656	0.0047757	0.095526	0.706023	0.000203	1.3672E-04	0.0173119	3.8211E-04	0.0011237	4.21832E-05	0.000584	0.088155	0.000129	0.0233542	0.000861	2.94335E-06	0.000680	
	November	231.61728	46.86651	0.158532	0.002461	0.001471	0.0015743	0.113931	0.039024	0.000208	1.6258E-04	0.0080715	3.2698E-04	0.0007149	4.30652E-05	0.000524	0.031305	0.000893	0.0155142	0.000754	9.49328E-06	0.000993	
	December	244.91455	44.36158	0.209413	0.002824	0.004637	0.0020870	0.089759	0.463398	0.000458	1.5821E-04	0.0024260	3.1641E-04	0.0007403	2.03076E-05	0.000357	0.009543	0.000024	0.0016928	0.000679	2.90742E-06	0.001230	
Year 5	January	271.96617	49.92692	0.262053	0.002380	0.010664	0.0027273	0.101471	0.532631	0.000386	2.4066E-04	0.0229268	3.1395E-04	0.0014256	8.40942E-05	0.000744	0.277991	0.000321	0.0810041	0.001520	2.95094E-06	0.001176	
	February	282.01452	53.49036	0.312989	0.002348	0.006577	0.0028811	0.107371	0.540233	0.000208	1.6258E-04	0.0442524	3.1390E-04	0.0021729	1.05246E-04	0.001115	0.557730	0.000544	0.1335889	0.001671	2.94233E-06	0.000974	
	March	353.82263	49.06173	0.278942	0.002351	0.035338	0.0038604	0.108954	0.341719	0.000196	5.9233E-04	0.0128090	3.1051E-04	0.0007466	4.84864E-05	0.000391	0.110113	0.000125	0.0267880	0.000856	2.84958E-06	0.001161	
	April	301.73860	53.63233	0.309545	0.003831	0.002514	0.0029243	0.128165	0.289377	0.000462	4.0750E-04	0.0113791	3.7239E-04	0.0008456	5.01462E-05	0.000364	0.079318	0.000134	0.0136368	0.000918	3.31546E-06	0.001031	
	May	104.80991	25.88076	0.066738	0.004747	0.005358	0.0186565	0.107753	1.459095	0.000597	5.6052E-04	0.0630790	4.2883E-04	0.0018503	6.46023E-05	0.001505	0.592670	0.000141	0.0957602	0.002021	4.51974E-06	0.000298	
	June	137.68876	32.15126	0.023233	0.005358	0.011854	0.0062253	0.104877	0.946473	0.000588	5.0822E-04	0.1029556	3.7386E-04	0.0009518	8.29039E-05	0.001709	0.273531	0.000300	0.0442874	0.001760	1.40110E-05	0.000374	
	July	185.29708	37.61055	0.027195	0.003597	0.009786	0.0036416	0.105346	0.431880	0.000554	5.8971E-04	0.0160089	3.9689E-04	0.0012088	6.22874E-05	0.000729	0.124348	0.000236	0.0321951	0.001450	5.56338E-06	0.000417	
	August	165.15860	34.66636	0.023362	0.005985	0.005668	0.0082311	0.082295	0.833603	0.000540	4.9517E-04	0.0329686	5.4679E-04	0.0006713	4.04143E-05	0.000791	0.148899	0.000308	0.0241697	0.002401	6.00830E-06	0.000419	
	September	138.35862	33.81419	0.050320	0.005257	0.019567	0.0045042	0.081053	1.239233	0.000627	5.9041E-04	0.0350330	4.2358E-04	0.0009021	5.88655E-05	0.000991	0.149725	0.000224	0.0491316	0.001547	4.23298E-06	0.000297	
	October	174.47492	41.23129	0.128234	0.003821	0.012614	0.0048118	0.095860	0.753450	0.000203	1.3658E-04	0.0175017	3.8865E-04	0.0011254	4.21918E-05	0.000586	0.088139	0.000129	0.0234540	0.000862	2.96354E-06	0.000683	
	November	231.58483	46.85865	0.158512	0.002461	0.001471	0.0015743	0.113922	0.038929	0.000208	1.6253E-04	0.0080783	3.2698E-04	0.0007148	4.30364E-05	0.000525	0.031272	0.000893	0.0155060	0.000754	9.49721E-06	0.000993	
	December	244.88746	44.35504	0.209390	0.002823	0.004636	0.0020872	0.089756	0.463354	0.000458	1.5817E-04	0.0024302	3.1641E-04	0.0007403	2.02966E-05	0.000358	0.009537	0.000024	0.0016926	0.000679	2.91131E-06	0.001230	
Year 6	January	271.90960	49.91538	0.262010	0.002380	0.010657	0.0027273	0.101457	0.532463	0.000385	2.4047E-04	0.0229335	3.1395E-04	0.0014256	8.40484E-05	0.000744	0.277964	0.000321	0.0809761	0.001519	2.95648E-06	0.001176	
	February	281.98142	53.48333	0.312963	0.002348	0.006575	0.0028811	0.107363	0.540115	0.000207	1.6253E-04	0.0442587	3.1390E-04	0.0021728	1.05213E-04	0.001115	0.557708	0.000544	0.1335654	0.001671	2.94604E-06	0.000974	
	March	353.78009	49.05318	0.278919	0.002350	0.035336	0.0038604	0.108946	0.341648	0.000196	5.9227E-04	0.0128172	3.1051E-04	0.0007466	4.84668E-05	0.000391	0.109976	0.000125	0.0267789	0.000856	2.85432E-06	0.001161	
	April	301.71445	53.																				

		Uranium (U) Total	Zinc (Zn) Total	Dissolved Organic Carbon
		mg/L	mg/L	mg/L
Year 3	January	0.004182	0.008430	1.441126
	February	0.004314	0.010819	0.940638
	March	0.004302	0.002484	0.889446
	April	0.004376	0.001950	2.853313
	May	0.002166	0.013640	4.498082
	June	0.001702	0.008234	3.843956
	July	0.002017	0.003209	5.226899
	August	0.001971	0.009075	6.720728
	September	0.001759	0.007622	4.828182
	October	0.002707	0.003684	3.441533
	November	0.003063	0.002856	1.809869
	December	0.003544	0.000965	1.266100
Year 4	January	0.004182	0.008423	1.440877
	February	0.004314	0.010812	0.940620
	March	0.004302	0.002482	0.889407
	April	0.004395	0.001950	2.852883
	May	0.002256	0.013642	4.496594
	June	0.001745	0.008237	3.843576
	July	0.002074	0.003210	5.226621
	August	0.002059	0.009082	6.720279
	September	0.001855	0.007623	4.827849
	October	0.002783	0.003686	3.441410
	November	0.003063	0.002855	1.809849
	December	0.003544	0.000965	1.266091
Year 5	January	0.004182	0.008423	1.440874
	February	0.004314	0.010811	0.940617
	March	0.004302	0.002482	0.889392
	April	0.004410	0.001950	2.852613
	May	0.002321	0.013642	4.495211
	June	0.001772	0.008236	3.843043
	July	0.002105	0.003209	5.226129
	August	0.002107	0.009080	6.719195
	September	0.001905	0.007619	4.826668
	October	0.002818	0.003685	3.440706
	November	0.003063	0.002853	1.809656
	December	0.003544	0.000964	1.265850
Year 6	January	0.004181	0.008409	1.440411
	February	0.004313	0.010800	0.940582
	March	0.004301	0.002479	0.889314
	April	0.004420	0.001948	2.851705
	May	0.002368	0.013627	4.492067
	June	0.001795	0.008231	3.842129
	July	0.002138	0.003208	5.225411
	August	0.002162	0.009080	6.718163
	September	0.001965	0.007617	4.825822
	October	0.002866	0.003685	3.440324
	November	0.003062	0.002851	1.809567
	December	0.003544	0.000964	1.265750

		Hardness (from Total)	Sulphate dissolved	Nitrate (N)	Nitrite (N)	Ammonia (N)	Phosphorus (P)	Fluoride (F)	Chloride (Cl)	Cyanide Total	Cyanide Weak Acid Dissociable	Aluminum (Al) Total	Antimony (Sb) Total	Arsenic (As) Total	Cadmium (Cd) Total	Copper (Cu) Total	Iron (Fe) Total	Lead (Pb) Total	Manganese (Mn) Total	Nickel (Ni) Total	Silver (Ag) Total	Selenium (Se) Total	
		mg/L	mg/L	mg/L	mg/L	mg/L	mg/L	mg/L	mg/L	mg/L	mg/L	mg/L	mg/L	mg/L	mg/L	mg/L	mg/L	mg/L	mg/L	mg/L	mg/L	mg/L	mg/L
Year 7	January	271.88738	49.91085	0.261993	0.002380	0.010654	0.0027273	0.101452	0.532397	0.000385	2.4039E-04	0.0229361	3.1396E-04	0.0014256	8.40304E-05	0.000744	0.277953	0.000321	0.0809651	0.001519	2.95866E-06	0.001176	
	February	281.96836	53.48056	0.312953	0.002348	0.006574	0.0028811	0.107360	0.540068	0.000207	1.6251E-04	0.0442612	3.1391E-04	0.0021728	1.05199E-04	0.001115	0.557699	0.000544	0.1335561	0.001671	2.94750E-06	0.000974	
	March	353.76091	49.04933	0.278909	0.002350	0.035335	0.0038603	0.108942	0.341616	0.000196	5.9224E-04	0.0128209	3.1051E-04	0.0007466	4.84579E-05	0.000392	0.109914	0.000125	0.0267747	0.000856	2.85645E-06	0.001161	
	April	301.73554	53.67924	0.329913	0.004299	0.002916	0.0029523	0.128361	0.318528	0.000462	4.0735E-04	0.0115051	3.7688E-04	0.0008467	5.01518E-05	0.000365	0.079185	0.000134	0.0136619	0.000919	3.33381E-06	0.001032	
	May	105.12590	26.14893	0.078490	0.005584	0.006103	0.0187750	0.108703	1.589605	0.000596	5.5996E-04	0.0634807	4.4889E-04	0.0018548	6.46431E-05	0.001508	0.592269	0.000141	0.0963707	0.002025	4.57459E-06	0.000303	
	June	137.83829	32.28843	0.027399	0.006081	0.014689	0.0062703	0.105404	1.018391	0.000588	5.0773E-04	0.1032442	3.8490E-04	0.0009545	8.29652E-05	0.001711	0.273433	0.000300	0.0446093	0.001762	1.40459E-05	0.000378	
	July	185.49593	37.77216	0.031331	0.004104	0.010718	0.0036915	0.105942	0.513504	0.000553	5.8947E-04	0.0162851	4.0936E-04	0.0012117	6.23228E-05	0.000731	0.124303	0.000236	0.0324704	0.001453	5.59374E-06	0.000423	
	August	165.49048	34.93153	0.027178	0.006653	0.006794	0.0082705	0.083255	0.964181	0.000539	4.9482E-04	0.0334723	5.6671E-04	0.0006761	4.04554E-05	0.000795	0.148865	0.000309	0.0243943	0.002404	6.05638E-06	0.000427	
	September	138.70932	34.09722	0.058013	0.005971	0.023402	0.0045701	0.082078	1.380408	0.000627	5.9009E-04	0.0352698	4.4056E-04	0.0009073	5.88785E-05	0.000994	0.149692	0.000224	0.0495992	0.001551	4.28573E-06	0.000302	
	October	174.77247	41.45866	0.142948	0.004288	0.014652	0.0048964	0.096661	0.863456	0.000203	1.3642E-04	0.0179228	4.0376E-04	0.0011295	4.22304E-05	0.000589	0.088123	0.000130	0.0236886	0.000866	3.00153E-06	0.000691	
	November	231.55441	46.85128	0.158493	0.002461	0.001470	0.0015743	0.113914	0.038841	0.000208	1.6248E-04	0.0080847	3.2698E-04	0.0007148	4.30093E-05	0.000525	0.031241	0.000893	0.0154982	0.000754	9.50089E-06	0.000993	
	December	244.86468	44.34954	0.209372	0.002823	0.004636	0.0020873	0.089753	0.463318	0.000458	1.5814E-04	0.0024338	3.1642E-04	0.0007403	2.02874E-05	0.000358	0.009532	0.000024	0.0016924	0.000679	2.91458E-06	0.001230	
Year 8	January	271.86408	49.90610	0.261975	0.002380	0.010651	0.0027273	0.101446	0.532327	0.000385	2.4031E-04	0.0229388	3.1396E-04	0.0014255	8.40115E-05	0.000744	0.277942	0.000321	0.0809536	0.001519	2.96094E-06	0.001175	
	February	281.95369	53.47745	0.312941	0.002348	0.006573	0.0028811	0.107357	0.540016	0.000207	1.6249E-04	0.0442640	3.1391E-04	0.0021728	1.05184E-04	0.001115	0.557689	0.000544	0.1335457	0.001671	2.94915E-06	0.000974	
	March	353.74102	49.04533	0.278898	0.002350	0.035334	0.0038603	0.108938	0.341583	0.000196	5.9221E-04	0.0128248	3.1052E-04	0.0007465	4.84448E-05	0.000392	0.109850	0.000125	0.0267705	0.000856	2.85867E-06	0.001161	
	April	301.72794	53.69228	0.333084	0.004372	0.002978	0.0029608	0.128419	0.327340	0.000462	4.0729E-04	0.0115444	3.7825E-04	0.0008470	5.01522E-05	0.000366	0.079136	0.000134	0.0136689	0.000919	3.34005E-06	0.001033	
	May	105.20990	26.22721	0.079880	0.005683	0.006191	0.0188099	0.108984	1.628441	0.000596	5.5974E-04	0.0635998	4.5487E-04	0.0018561	6.46463E-05	0.001509	0.592112	0.000141	0.0965494	0.002026	4.59259E-06	0.000305	
	June	137.86820	32.32419	0.027748	0.006141	0.014926	0.0062831	0.105551	1.038624	0.000587	5.0753E-04	0.1033287	3.8802E-04	0.0009552	8.29761E-05	0.001712	0.273390	0.000300	0.0446977	0.001762	1.40578E-05	0.000379	
	July	185.53156	37.80960	0.031513	0.004126	0.010757	0.0037042	0.106091	0.534285	0.000553	5.8936E-04	0.0163584	4.1254E-04	0.0012125	6.23179E-05	0.000732	0.124281	0.000236	0.0325386	0.001453	5.60313E-06	0.000424	
	August	165.55436	34.99519	0.027331	0.006680	0.006839	0.0082805	0.083498	0.997777	0.000539	4.9465E-04	0.0336073	5.7184E-04	0.0006774	4.04593E-05	0.000796	0.148848	0.000309	0.0244512	0.002405	6.07137E-06	0.000429	
	September	138.77096	34.16401	0.058283	0.005997	0.023538	0.0045872	0.082337	1.417112	0.000627	5.8992E-04	0.0353343	4.4500E-04	0.0009086	5.88634E-05	0.000995	0.149673	0.000224	0.0497176	0.001552	4.30299E-06	0.000303	
	October	174.81615	41.50654	0.143237	0.004298	0.014693	0.0049160	0.096840	0.889266	0.000202	1.3632E-04	0.0180281	4.0732E-04	0.0011304	4.22330E-05	0.000589	0.088111	0.000130	0.0237425	0.000866	3.01349E-06	0.000693	
	November	231.53373	46.84627	0.158480	0.002460	0.001470	0.0015743	0.113908	0.038781	0.000208	1.6245E-04	0.0080890	3.2699E-04	0.0007148	4.29909E-05	0.000525	0.031219	0.000893	0.0154930	0.000754	9.50340E-06	0.000993	
	December	244.84714	44.34531	0.209357	0.002822	0.004635	0.0020874	0.089751	0.463290	0.000458	1.5811E-04	0.0024365	3.1642E-04	0.0007403	2.02803E-05	0.000358	0.009528	0.000024	0.0016923	0.000678	2.91710E-06	0.001229	
Year 9	January	271.82802	49.89874	0.261948	0.002379	0.010646	0.0027274	0.101437	0.532220	0.000385	2.4019E-04	0.0229430	3.1397E-04	0.0014255	8.39823E-05	0.000745	0.277924	0.000321	0.0809358	0.001519	2.96447E-06	0.001175	
	February	281.93120	53.47267	0.312923	0.002348	0.006571	0.0028810	0.107352	0.539935	0.000207	1.6245E-04	0.0442683	3.1391E-04	0.0021727	1.05161E-04	0.001115	0.557674	0.000544	0.1335297	0.001671	2.95167E-06	0.000974	
	March	353.70898	49.03889	0.278881	0.002350	0.035333	0.0038603	0.108932	0.341530	0.000196	5.9217E-04	0.0128310	3.1052E-04	0.0007465	4.84339E-05	0.000392	0.109746	0.000125	0.0267636	0.000856	2.86224E-06	0.001161	
	April	301.68505	53.68986	0.331975	0.004347	0.002957	0.0029639	0.128429	0.330344	0.000462	4.0721E-04	0.0115654	3.7873E-04	0.0008471	5.01448E-05	0.000366	0.079064	0.000134	0.0136676	0.000919	3.34635E-06	0.001033	
	May	105.18766	26.24441	0.079098	0.005627	0.006141	0.0188189	0.109062	1.640635	0.000596	5.5941E-04	0.0636351	4.5682E-04	0.0018563	6.46045E-05	0.001510	0.591878	0.000141	0.0965911	0.002026	4.60638E-06	0.000305	
	June	137.83845	32.32491	0.027407	0.006082	0.014694	0.0062868	0.105586	1.044022	0.000587	5.0725E-04	0.1033616	3.8888E-04	0.0009555	8.29591E-05	0.001713	0.273333	0.000300	0.0447146	0.001762	1.40676E-05	0.000380	
	July	185.50826	37.81089	0.031129	0.004079	0.010669	0.0037071	0.106121	0.539398	0.000553	5.8922E-04	0.0163828	4.1333E-04	0.0012126	6.22870E-05	0.000732	0.124253	0.000236	0.0325511	0.001453	5.60900E-06	0.000424	
	August	165.51027	34.99492	0.026911	0.006605	0.006714	0.0082819	0.083534	1.003858	0.000539	4.9441E-04	0.0336457	5.7278E-04	0.0006776	4.04427E-05	0.000797	0.148822	0.000309	0.0244592	0.002405	6.08088E-06	0.000429	
	September	138.69319	34.15052	0.057291	0.005905	0.023046	0.0045887	0.082337	1.420181	0.000627	5.8965E-04	0.0353477	4.4543E-04	0.0009087	5.88102E-05	0.000995	0.149643	0.000224	0.0497186	0.001552	4.31438E-06	0.000303	
	October	174.76820	41.49976	0.141188	0.004233	0.014411	0.0049172	0.096838	0.891432	0.000202	1.3618E-04	0.0180499	4.0765E-04	0.0011305	4.22205E-05	0.000590	0.088094	0.000130	0.0237448	0.000866	3.02052E-06	0.000693	
	November	231.50618	46.83959	0.158463	0.002460	0.001470	0.0015743	0.113900	0.038701	0.000208	1.6240E-04	0.0080948	3.2699E-04	0.0007147	4.29664E-05	0.000525	0.031191	0.000893	0.0154860	0.000754	9.50673E-06	0.000992	
	December	244.82544	44.34008	0.209340	0.002822	0.004634	0.0020876	0.089749	0.463256	0.000458	1.5807E-04	0.0024399	3.1642E-04	0.0007403	2.02715E-05	0.000358	0.009523	0.000024	0.0016921	0.000678	2.92021E-06	0.001229	
Year 10	January	271.78359	49.88967	0.261914	0.002379	0.010641	0.0027274	0.101426	0.532088	0.000385	2.4004E-04	0.0229482	3.1397E-04	0.0014255	8.39463E-05	0.000745	0.277903	0.000321	0.0809138	0.001519	2.96882E-06	0.001175	
	February	281.90486	53.46708	0.312902	0.002347	0.006569	0.0028810	0.107346	0.539841	0.000207	1.6241E-04	0.0442733	3.1392E-04	0.0021727	1.05135E-04	0.001116	0.557656	0.000544	0.1335109	0.001671	2.95462E-06	0.000974	
	March	353.67491	49.03205	0.278863	0.002350	0.035331	0.0038603	0.108925	0.341473	0.000196	5.9212E-04	0.0128375	3.1053E-04	0.0007465	4.84181E-05	0.000392	0.109637	0.000125	0.0267563	0.000856	2.86603E-06	0.001161	
	April	301.59052	53																				

		Uranium (U) Total	Zinc (Zn) Total	Dissolved Organic Carbon
		mg/L	mg/L	mg/L
Year 7	January	0.004181	0.008404	1.440229
	February	0.004313	0.010795	0.940568
	March	0.004301	0.002478	0.889279
	April	0.004432	0.001947	2.851291
	May	0.002420	0.013623	4.490408
	June	0.001817	0.008230	3.841609
	July	0.002166	0.003208	5.225009
	August	0.002205	0.009080	6.717432
	September	0.002010	0.007616	4.825143
	October	0.002900	0.003685	3.439988
	November	0.003062	0.002850	1.809475
	December	0.003544	0.000963	1.265646
Year 8	January	0.004181	0.008398	1.440039
	February	0.004313	0.010790	0.940553
	March	0.004301	0.002476	0.889243
	April	0.004438	0.001946	2.850802
	May	0.002449	0.013614	4.488531
	June	0.001830	0.008226	3.840999
	July	0.002182	0.003207	5.224470
	August	0.002230	0.009077	6.716565
	September	0.002038	0.007613	4.824327
	October	0.002919	0.003685	3.439505
	November	0.003062	0.002848	1.809352
	December	0.003544	0.000963	1.265490
Year 9	January	0.004181	0.008389	1.439744
	February	0.004313	0.010782	0.940529
	March	0.004301	0.002474	0.889184
	April	0.004440	0.001945	2.850090
	May	0.002458	0.013597	4.485772
	June	0.001833	0.008220	3.840191
	July	0.002185	0.003205	5.223793
	August	0.002235	0.009070	6.715341
	September	0.002039	0.007607	4.823082
	October	0.002920	0.003684	3.438841
	November	0.003062	0.002846	1.809188
	December	0.003543	0.000962	1.265296
Year 10	January	0.004180	0.008379	1.439380
	February	0.004313	0.010773	0.940501
	March	0.004300	0.002472	0.889121
	April	0.004429	0.001943	2.849388
	May	0.002413	0.013574	4.483357
	June	0.001812	0.008212	3.839492
	July	0.002157	0.003202	5.223313
	August	0.002188	0.009061	6.714655
	September	0.001988	0.007604	4.822613
	October	0.002879	0.003683	3.438674
	November	0.003062	0.002845	1.809157
	December	0.003543	0.000962	1.265276

		Hardness (from Total)	Sulphate dissolved	Nitrate (N)	Nitrite (N)	Ammonia (N)	Phosphorus (P)	Fluoride (F)	Chloride (Cl)	Cyanide Total	Cyanide Weak Acid Dissociable	Aluminum (Al) Total	Antimony (Sb) Total	Arsenic (As) Total	Cadmium (Cd) Total	Copper (Cu) Total	Iron (Fe) Total	Lead (Pb) Total	Manganese (Mn) Total	Nickel (Ni) Total	Silver (Ag) Total	Selenium (Se) Total
		mg/L	mg/L	mg/L	mg/L	mg/L	mg/L	mg/L	mg/L	mg/L	mg/L	mg/L	mg/L	mg/L	mg/L	mg/L	mg/L	mg/L	mg/L	mg/L	mg/L	mg/L
Year 11	January	269.96179	42.80339	0.246111	0.001223	0.007202	0.0025845	0.099799	0.558319	0.000338	1.8601E-04	0.0222210	1.2147E-04	0.0013048	3.37224E-05	0.000728	0.279501	0.000251	0.0476796	0.001208	2.45965E-06	0.000956
	February	280.65411	46.78066	0.300614	0.001221	0.002588	0.0027505	0.106092	0.565620	0.000150	1.0493E-04	0.0448868	1.2662E-04	0.0021014	5.75977E-05	0.001121	0.576561	0.000490	0.1044529	0.001378	2.45702E-06	0.000748
	March	360.61091	42.34787	0.266829	0.001211	0.032220	0.0038280	0.108842	0.358761	0.000138	5.6652E-04	0.0115741	1.2022E-04	0.0005887	1.66951E-05	0.000356	0.101459	0.000044	0.0122473	0.000509	2.37487E-06	0.000952
	April	302.09369	44.94229	0.309422	0.002837	0.001893	0.0027957	0.128650	0.339564	0.000408	3.5210E-04	0.0096723	1.3614E-04	0.0006448	1.46504E-05	0.000313	0.064678	0.000030	0.0030786	0.000470	2.72707E-06	0.000741
	May	91.47414	15.75206	0.069007	0.004194	0.002952	0.0203869	0.109949	1.764101	0.000567	5.3024E-04	0.0674910	2.2670E-04	0.0017810	1.73335E-05	0.001587	0.634341	0.000041	0.0574452	0.001717	4.18923E-06	0.000127
	June	129.14974	24.70936	0.023195	0.004963	0.010654	0.0064221	0.105216	1.087867	0.000561	4.7735E-04	0.1086599	2.0879E-04	0.0008194	3.54386E-05	0.001774	0.277495	0.000235	0.0126735	0.001496	1.44069E-05	0.000176
	July	177.89174	30.05228	0.023303	0.002849	0.005381	0.0036049	0.104414	0.535407	0.000517	5.5762E-04	0.0151355	2.2773E-04	0.0010789	1.38731E-05	0.000712	0.115941	0.000163	0.0080698	0.001144	5.25875E-06	0.000166
	August	158.02438	26.29401	0.022747	0.005411	0.004825	0.0086355	0.081254	1.031942	0.000505	4.5942E-04	0.0339038	3.7425E-04	0.0004943	8.71189E-06	0.000791	0.143422	0.000234	0.0052044	0.002152	5.80075E-06	0.000191
	September	129.24985	25.00697	0.049747	0.004587	0.016833	0.0046430	0.080409	1.495510	0.000604	5.6588E-04	0.0361781	2.2501E-04	0.0007409	1.12551E-05	0.001016	0.145125	0.000137	0.0114207	0.001212	3.87424E-06	0.000122
	October	167.91635	33.19742	0.119375	0.002875	0.009069	0.0049510	0.095707	0.912275	0.000137	6.8113E-05	0.0169058	1.9112E-04	0.0009838	7.22412E-06	0.000565	0.077076	0.000037	0.0062792	0.000469	2.45664E-06	0.000411
	November	227.23173	39.18808	0.134852	0.001242	0.000407	0.0013458	0.113230	0.034293	0.000146	9.9978E-05	0.0063051	1.2384E-04	0.0005389	1.28972E-05	0.000492	0.016042	0.000860	0.0049099	0.000372	9.42506E-06	0.000749
	December	241.04391	36.55917	0.189241	0.001645	0.001035	0.0018941	0.087230	0.485861	0.000414	9.6119E-05	0.0009095	1.1548E-04	0.0005678	5.12286E-06	0.000313	0.000956	0.000004	0.0002536	0.000297	2.37825E-06	0.001004
Year 12	January	266.85869	41.12168	0.205671	0.001008	0.006533	0.0025318	0.098473	0.557259	0.000326	1.7486E-04	0.0219904	8.6339E-05	0.0012698	2.46182E-05	0.000716	0.279192	0.000237	0.0422167	0.001141	2.33454E-06	0.000908
	February	277.95239	45.32521	0.265706	0.001035	0.001950	0.0027064	0.104940	0.564667	0.000140	9.5114E-05	0.0445608	9.6317E-05	0.0020713	4.97353E-05	0.001112	0.576256	0.000478	0.0991279	0.001320	2.35062E-06	0.000707
	March	358.16881	41.02188	0.244055	0.001041	0.031478	0.0037865	0.107792	0.357834	0.000129	5.5758E-04	0.0112702	9.2499E-05	0.0005611	1.21460E-05	0.000346	0.099597	0.000032	0.0101224	0.000456	2.27435E-06	0.000923
	April	300.86749	44.24014	0.287711	0.002644	0.001743	0.0027728	0.128108	0.339416	0.000403	3.4741E-04	0.0094919	1.2113E-04	0.0006298	1.24973E-05	0.000307	0.064209	0.000027	0.0024481	0.000442	2.66336E-06	0.000721
	May	94.08022	17.07615	0.076356	0.004173	0.002903	0.0204352	0.111024	1.766788	0.000577	5.3984E-04	0.0677374	2.5345E-04	0.0018083	2.24294E-05	0.001594	0.636914	0.000043	0.0623348	0.001769	4.25029E-06	0.000148
	June	131.00988	25.66050	0.025206	0.004927	0.010414	0.0064399	0.105965	1.089287	0.000568	4.8430E-04	0.1088245	2.2775E-04	0.0008383	4.04709E-05	0.001778	0.278709	0.000238	0.0159619	0.001533	1.44473E-05	0.000198
	July	178.15052	30.16067	0.022817	0.002755	0.005208	0.0036074	0.104502	0.535808	0.000518	5.5854E-04	0.0151315	2.2944E-04	0.0010806	1.43271E-05	0.000712	0.116078	0.000164	0.0083011	0.001147	5.25300E-06	0.000169
	August	158.57031	26.53374	0.022555	0.005293	0.004615	0.0086390	0.081447	1.032882	0.000507	4.6140E-04	0.0339104	3.7856E-04	0.0004985	9.16205E-06	0.000791	0.143639	0.000236	0.0054834	0.002161	5.79543E-06	0.000196
	September	129.59743	25.13103	0.048469	0.004436	0.016012	0.0046444	0.080529	1.496561	0.000605	5.6700E-04	0.0361669	2.2620E-04	0.0007425	1.15401E-05	0.001016	0.145226	0.000138	0.0116394	0.001215	3.85530E-06	0.000124
	October	165.07226	31.64583	0.088789	0.002567	0.007908	0.0049122	0.094498	0.911404	0.000127	5.9043E-05	0.0165382	1.6181E-04	0.0009512	4.43810E-06	0.000554	0.075969	0.000028	0.0037075	0.000407	2.33520E-06	0.000367
	November	223.87479	37.38542	0.091613	0.001012	0.000214	0.0013287	0.111804	0.033541	0.000133	8.7813E-05	0.0059026	8.6330E-05	0.0005015	7.45632E-06	0.000480	0.015355	0.000844	0.0029887	0.000300	9.29410E-06	0.000698
	December	237.74058	34.78886	0.146851	0.001420	0.000504	0.0018532	0.085821	0.484524	0.000401	8.4175E-05	0.0006525	7.8696E-05	0.0005310	2.44028E-06	0.000302	0.000742	0.000002	0.0000917	0.000226	2.25025E-06	0.000954
Year 13	January	266.95622	41.14158	0.205746	0.001008	0.006545	0.0025317	0.098498	0.557550	0.000327	1.7520E-04	0.0219789	8.6324E-05	0.0012699	2.46972E-05	0.000715	0.279239	0.000237	0.0422649	0.001141	2.32499E-06	0.000909
	February	278.01215	45.33790	0.265753	0.001035	0.001955	0.0027064	0.104954	0.564881	0.000140	9.5202E-05	0.0445495	9.6307E-05	0.0020714	4.97961E-05	0.001111	0.576296	0.000478	0.0991704	0.001320	2.34392E-06	0.000707
	March	358.25247	41.03868	0.244099	0.001042	0.031482	0.0037865	0.107809	0.357974	0.000129	5.5770E-04	0.0112541	9.2488E-05	0.0005611	1.21847E-05	0.000346	0.099867	0.000032	0.0101403	0.000456	2.26504E-06	0.000924
	April	301.00842	44.26481	0.283599	0.002549	0.001662	0.0027724	0.128142	0.339823	0.000404	3.4762E-04	0.0094671	1.2112E-04	0.0006299	1.25237E-05	0.000306	0.064400	0.000027	0.0024613	0.000442	2.64901E-06	0.000721
	May	94.24928	17.10461	0.073922	0.004000	0.002749	0.0204434	0.111070	1.768447	0.000578	5.4070E-04	0.0677496	2.5346E-04	0.0018089	2.25755E-05	0.001594	0.637535	0.000043	0.0623915	0.001770	4.22336E-06	0.000149
	June	131.14000	25.69188	0.024376	0.004784	0.009849	0.0064392	0.105985	1.089977	0.000569	4.8505E-04	0.1087920	2.2774E-04	0.0008383	4.05393E-05	0.001777	0.278864	0.000238	0.0159877	0.001534	1.44253E-05	0.000198
	July	178.25477	30.18689	0.022021	0.002658	0.005031	0.0036081	0.104525	0.536145	0.000518	5.5891E-04	0.0151122	2.2945E-04	0.0010807	1.44233E-05	0.000711	0.116152	0.000164	0.0083159	0.001148	5.24166E-06	0.000170
	August	158.73193	26.56916	0.021778	0.005159	0.004387	0.0086404	0.081477	1.033660	0.000508	4.6200E-04	0.0338732	3.7865E-04	0.0004985	9.21182E-06	0.000790	0.143703	0.000236	0.0054914	0.002162	5.77624E-06	0.000197
	September	129.80348	25.17984	0.046860	0.004285	0.015206	0.0046446	0.080589	1.497552	0.000605	5.6761E-04	0.0361487	2.2618E-04	0.0007425	1.16676E-05	0.001015	0.145295	0.000138	0.0116646	0.001215	3.83125E-06	0.000124
	October	165.19666	31.67241	0.085672	0.002467	0.007474	0.0049135	0.094541	0.911785	0.000127	5.9359E-05	0.0165088	1.6179E-04	0.0009512	4.46881E-06	0.000553	0.076007	0.000028	0.0037135	0.000407	2.32094E-06	0.000368
	November	223.93682	37.40045	0.091651	0.001013	0.000215	0.0013287	0.111821	0.033721	0.000134	8.7911E-05	0.0058896	8.6327E-05	0.0005016	7.51148E-06	0.000480	0.015419	0.000844	0.0030045	0.000300	9.28659E-06	0.000698
	December	237.78918	34.80058	0.146891	0.001421	0.000506	0.0018529	0.085827	0.484601	0.000401	8.4252E-05	0.0006449	7.8690E-05	0.0005310	2.46001E-06	0.000301	0.000753	0.000002	0.0000921	0.000226	2.24327E-06	0.000954
Year 14	January	267.04562	41.15982	0.205814	0.001009	0.006557	0.0025316	0.098520	0.557816	0.000327	1.7550E-04	0.0219685	8.6311E-05	0.0012700	2.47696E-05	0.000715	0.279282	0.000237	0.0423091	0.001141	2.31623E-06	0.000910
	February	278.06196	45.34848	0.265792	0.001035	0.001959	0.0027065	0.104966	0.565058	0.000140	9.5276E-05	0.0445400	9.6299E-05	0.0020715	4.98468E-05	0.001111	0.576330	0.000478	0.0992058	0.001320	2.33834E-06	0.000707
	March	358.31521	41.05129	0.244133	0.001042	0.031485	0.0037865	0.107821	0.358078	0.000129	5.5779E-04	0.0112419	9.2480E-05	0.0005612	1.22137E-05	0.000345	0.100069	0.000032	0.0101538	0.000456	2.25805E-06	0.000924
	April	301.03153	44.18367	0.279730																		

		Uranium (U) Total	Zinc (Zn) Total	Dissolved Organic Carbon
		mg/L	mg/L	mg/L
Year 11	January	0.003550	0.002292	1.532484
	February	0.003707	0.005003	0.999224
	March	0.003718	0.001060	0.955460
	April	0.003651	0.000581	3.089417
	May	0.001536	0.006557	4.966710
	June	0.001085	0.002442	4.119878
	July	0.001424	0.000573	5.541068
	August	0.001373	0.002359	7.309166
	September	0.001109	0.000812	5.319483
	October	0.002104	0.000376	3.748153
	November	0.002321	0.000656	1.936786
	December	0.002842	0.000160	1.350588
Year 12	January	0.003403	0.001388	1.533281
	February	0.003579	0.004080	0.999287
	March	0.003602	0.000858	0.955613
	April	0.003589	0.000501	3.091306
	May	0.001651	0.007440	4.974017
	June	0.001153	0.002916	4.122062
	July	0.001432	0.000593	5.542817
	August	0.001392	0.002480	7.312217
	September	0.001118	0.000835	5.322361
	October	0.001967	0.000237	3.749639
	November	0.002163	0.000387	1.937156
	December	0.002687	0.000091	1.351022
Year 13	January	0.003404	0.001411	1.534079
	February	0.003580	0.004102	0.999350
	March	0.003603	0.000863	0.955766
	April	0.003590	0.000506	3.093194
	May	0.001652	0.007489	4.981323
	June	0.001153	0.002934	4.124247
	July	0.001433	0.000599	5.544566
	August	0.001393	0.002499	7.315269
	September	0.001120	0.000848	5.325239
	October	0.001969	0.000240	3.751126
	November	0.002163	0.000392	1.937525
	December	0.002687	0.000092	1.351455
Year 14	January	0.003405	0.001433	1.534810
	February	0.003580	0.004119	0.999402
	March	0.003603	0.000867	0.955881
	April	0.003550	0.000509	3.094453
	May	0.001464	0.007522	4.985586
	June	0.001071	0.002945	4.125340
	July	0.001325	0.000602	5.545295
	August	0.001214	0.002508	7.316286
	September	0.000922	0.000853	5.325959
	October	0.001817	0.000241	3.751374
	November	0.002163	0.000393	1.937556
	December	0.002687	0.000092	1.351455

		Hardness (from Total)	Sulphate dissolved	Nitrate (N)	Nitrite (N)	Ammonia (N)	Phosphorus (P)	Fluoride (F)	Chloride (Cl)	Cyanide Total	Cyanide Weak Acid Dissociable	Aluminum (Al) Total	Antimony (Sb) Total	Arsenic (As) Total	Cadmium (Cd) Total	Copper (Cu) Total	Iron (Fe) Total	Lead (Pb) Total	Manganese (Mn) Total	Nickel (Ni) Total	Silver (Ag) Total	Selenium (Se) Total	
		mg/L	mg/L	mg/L	mg/L	mg/L	mg/L	mg/L	mg/L	mg/L	mg/L	mg/L	mg/L	mg/L	mg/L	mg/L	mg/L	mg/L	mg/L	mg/L	mg/L	mg/L	mg/L
Year 15	January	262.87293	39.80570	0.184211	0.000890	0.005899	0.0024723	0.096868	0.549497	0.000314	1.6116E-04	0.0217531	6.8856E-05	0.0012471	1.77679E-05	0.000704	0.277765	0.000227	0.0383316	0.001102	2.22420E-06	0.000869	
	February	273.83069	43.85391	0.240106	0.000895	0.001336	0.0026385	0.103283	0.556066	0.000130	8.5113E-05	0.0440702	7.5136E-05	0.0020426	4.16270E-05	0.001097	0.574414	0.000464	0.0938678	0.001273	2.23626E-06	0.000665	
	March	352.01528	38.92785	0.218547	0.000845	0.030539	0.0036847	0.105445	0.350965	0.000114	5.4319E-04	0.0105624	6.2902E-05	0.0005244	5.32539E-06	0.000329	0.084996	0.000017	0.0071306	0.000391	2.11140E-06	0.000879	
	April	296.14572	42.33255	0.230931	0.002058	0.001282	0.0027082	0.125864	0.205296	0.000387	3.3329E-04	0.0086964	1.1622E-04	0.0006427	8.28411E-06	0.000290	0.060023	0.000021	0.0007605	0.000375	2.54791E-06	0.000696	
	May	83.37251	12.48710	0.033206	0.002943	0.001918	0.0201163	0.104929	1.145500	0.000529	4.9375E-04	0.0646983	3.0193E-04	0.0019339	9.14881E-06	0.001522	0.616828	0.000032	0.0444557	0.001600	4.05237E-06	0.000139	
	June	121.99131	21.55359	0.010356	0.003901	0.006848	0.0063536	0.101514	0.764629	0.000526	4.4529E-04	0.1069299	2.2389E-04	0.0008791	2.39333E-05	0.001733	0.270532	0.000224	0.0020519	0.001388	1.42053E-05	0.000163	
	July	172.45887	27.68114	0.009841	0.002099	0.004059	0.0035380	0.101316	0.190284	0.000496	5.3641E-04	0.0139003	2.6332E-04	0.0011638	7.75492E-06	0.000680	0.112468	0.000155	0.0020270	0.001068	5.10182E-06	0.000183	
	August	150.48430	23.15830	0.009799	0.004348	0.003204	0.0085765	0.076873	0.456526	0.000474	4.2872E-04	0.0318998	4.4547E-04	0.0006510	5.85997E-06	0.000750	0.139436	0.000209	0.0010938	0.002044	5.66946E-06	0.000234	
	September	120.04231	21.23696	0.021791	0.003420	0.010977	0.0045791	0.074926	0.856163	0.000569	5.3174E-04	0.0352030	2.8736E-04	0.0009119	6.33707E-06	0.000980	0.141890	0.000125	0.0022425	0.001109	3.77282E-06	0.000142	
	October	159.77915	29.88070	0.051090	0.002000	0.005539	0.0048291	0.090889	0.425883	0.000108	4.2012E-05	0.0152303	2.3776E-04	0.0011066	3.99881E-06	0.000532	0.073343	0.000020	0.0011586	0.000366	2.36419E-06	0.000425	
	November	220.41158	36.11680	0.071336	0.000886	0.000101	0.0013106	0.110320	0.027590	0.000125	7.9407E-05	0.0054884	6.9117E-05	0.0004796	3.08800E-06	0.000468	0.012886	0.000835	0.0016384	0.000262	9.20047E-06	0.000661	
	December	234.78987	33.67780	0.127930	0.001297	0.000225	0.0018227	0.084746	0.481527	0.000394	7.6758E-05	0.0003935	6.2851E-05	0.0005125	5.85524E-07	0.000291	0.000249	0.000000	0.0000104	0.000191	2.16450E-06	0.000921	
Year 16	January	262.87293	39.80570	0.184211	0.000890	0.005899	0.0024723	0.096868	0.549497	0.000314	1.6116E-04	0.0217531	6.8856E-05	0.0012471	1.77679E-05	0.000704	0.277765	0.000227	0.0383316	0.001102	2.22420E-06	0.000869	
	February	273.83069	43.85391	0.240106	0.000895	0.001336	0.0026385	0.103283	0.556066	0.000130	8.5113E-05	0.0440702	7.5136E-05	0.0020426	4.16270E-05	0.001097	0.574414	0.000464	0.0938678	0.001273	2.23626E-06	0.000665	
	March	352.01528	38.92785	0.218547	0.000845	0.030539	0.0036847	0.105445	0.350965	0.000114	5.4319E-04	0.0105624	6.2902E-05	0.0005244	5.32539E-06	0.000329	0.084996	0.000017	0.0071306	0.000391	2.11140E-06	0.000879	
	April	296.14572	42.33255	0.227737	0.001985	0.001220	0.0027082	0.125864	0.205296	0.000387	3.3329E-04	0.0086964	1.1622E-04	0.0006427	8.28411E-06	0.000290	0.060023	0.000021	0.0007605	0.000375	2.54791E-06	0.000696	
	May	83.37251	12.48710	0.031336	0.002810	0.001800	0.0201163	0.104929	1.145500	0.000529	4.9375E-04	0.0646983	3.0193E-04	0.0019339	9.14881E-06	0.001522	0.616828	0.000032	0.0444557	0.001600	4.05237E-06	0.000139	
	June	121.99131	21.55359	0.009722	0.003791	0.006417	0.0063536	0.101514	0.764629	0.000526	4.4529E-04	0.1069299	2.2389E-04	0.0008791	2.39333E-05	0.001733	0.270532	0.000224	0.0020519	0.001388	1.42053E-05	0.000163	
	July	172.45887	27.68114	0.009234	0.002025	0.003922	0.0035380	0.101316	0.190284	0.000496	5.3641E-04	0.0139003	2.6332E-04	0.0011638	7.75492E-06	0.000680	0.112468	0.000155	0.0020270	0.001068	5.10182E-06	0.000183	
	August	150.48430	23.15830	0.009207	0.004245	0.003029	0.0085765	0.076873	0.456526	0.000474	4.2872E-04	0.0318998	4.4547E-04	0.0006510	5.85997E-06	0.000750	0.139436	0.000209	0.0010938	0.002044	5.66946E-06	0.000234	
	September	120.04231	21.23696	0.020548	0.003304	0.010358	0.0045791	0.074926	0.856163	0.000569	5.3174E-04	0.0352030	2.8736E-04	0.0009119	6.33707E-06	0.000980	0.141890	0.000125	0.0022425	0.001109	3.77282E-06	0.000142	
	October	159.77915	29.88070	0.048681	0.001924	0.005205	0.0048291	0.090889	0.425883	0.000108	4.2012E-05	0.0152303	2.3776E-04	0.0011066	3.99881E-06	0.000532	0.073343	0.000020	0.0011586	0.000366	2.36419E-06	0.000425	
	November	220.41158	36.11680	0.071336	0.000886	0.000101	0.0013106	0.110320	0.027590	0.000125	7.9407E-05	0.0054884	6.9117E-05	0.0004796	3.08800E-06	0.000468	0.012886	0.000835	0.0016384	0.000262	9.20047E-06	0.000661	
	December	234.78987	33.67780	0.127930	0.001297	0.000225	0.0018227	0.084746	0.481527	0.000394	7.6758E-05	0.0003935	6.2851E-05	0.0005125	5.85524E-07	0.000291	0.000249	0.000000	0.0000104	0.000191	2.16450E-06	0.000921	
Year 17	January	262.87293	39.80570	0.184211	0.000890	0.005899	0.0024723	0.096868	0.549497	0.000314	1.6116E-04	0.0217531	6.8856E-05	0.0012471	1.77679E-05	0.000704	0.277765	0.000227	0.0383316	0.001102	2.22420E-06	0.000869	
	February	273.83069	43.85391	0.240106	0.000895	0.001336	0.0026385	0.103283	0.556066	0.000130	8.5113E-05	0.0440702	7.5136E-05	0.0020426	4.16270E-05	0.001097	0.574414	0.000464	0.0938678	0.001273	2.23626E-06	0.000665	
	March	352.01528	38.92785	0.218547	0.000845	0.030539	0.0036847	0.105445	0.350965	0.000114	5.4319E-04	0.0105624	6.2902E-05	0.0005244	5.32539E-06	0.000329	0.084996	0.000017	0.0071306	0.000391	2.11140E-06	0.000879	
	April	296.14572	42.33255	0.224749	0.001916	0.001161	0.0027082	0.125864	0.205296	0.000387	3.3329E-04	0.0086964	1.1622E-04	0.0006427	8.28411E-06	0.000290	0.060023	0.000021	0.0007605	0.000375	2.54791E-06	0.000696	
	May	83.37251	12.48710	0.029587	0.002686	0.001689	0.0201163	0.104929	1.145500	0.000529	4.9375E-04	0.0646983	3.0193E-04	0.0019339	9.14881E-06	0.001522	0.616828	0.000032	0.0444557	0.001600	4.05237E-06	0.000139	
	June	121.99131	21.55359	0.009130	0.003688	0.006013	0.0063536	0.101514	0.764629	0.000526	4.4529E-04	0.1069299	2.2389E-04	0.0008791	2.39333E-05	0.001733	0.270532	0.000224	0.0020519	0.001388	1.42053E-05	0.000163	
	July	172.45887	27.68114	0.008667	0.001955	0.003794	0.0035380	0.101316	0.190284	0.000496	5.3641E-04	0.0139003	2.6332E-04	0.0011638	7.75492E-06	0.000680	0.112468	0.000155	0.0020270	0.001068	5.10182E-06	0.000183	
	August	150.48430	23.15830	0.008653	0.004148	0.002865	0.0085765	0.076873	0.456526	0.000474	4.2872E-04	0.0318998	4.4547E-04	0.0006510	5.85997E-06	0.000750	0.139436	0.000209	0.0010938	0.002044	5.66946E-06	0.000234	
	September	120.04231	21.23696	0.019385	0.003196	0.009778	0.0045791	0.074926	0.856163	0.000569	5.3174E-04	0.0352030	2.8736E-04	0.0009119	6.33707E-06	0.000980	0.141890	0.000125	0.0022425	0.001109	3.77282E-06	0.000142	
	October	159.77915	29.88070	0.046427	0.001853	0.004893	0.0048291	0.090889	0.425883	0.000108	4.2012E-05	0.0152303	2.3776E-04	0.0011066	3.99881E-06	0.000532	0.073343	0.000020	0.0011586	0.000366	2.36419E-06	0.000425	
	November	220.41158	36.11680	0.071336	0.000886	0.000101	0.0013106	0.110320	0.027590	0.000125	7.9407E-05	0.0054884	6.9117E-05	0.0004796	3.08800E-06	0.000468	0.012886	0.000835	0.0016384	0.000262	9.20047E-06	0.000661	
	December	234.78987	33.67780	0.127930	0.001297	0.000225	0.0018227	0.084746	0.481527	0.000394	7.6758E-05	0.0003935	6.2851E-05	0.0005125	5.85524E-07	0.000291	0.000249	0.000000	0.0000104	0.000191	2.16450E-06	0.000921	
Year 18	January	262.87293	39.80570	0.184211	0.000890	0.005899	0.0024723	0.096868	0.549497	0.000314	1.6116E-04	0.0217531	6.8856E-05	0.0012471	1.77679E-05	0.000704	0.277765	0.000227	0.0383316	0.001102	2.22420E-06	0.000869	
	February	273.83069	43.85391	0.240106	0.000895	0.001336	0.0026385	0.103283	0.556066	0.000130	8.5113E-05	0.0440702	7.5136E-05	0.0020426	4.16270E-05	0.001097	0.574414	0.000464	0.0938678	0.001273	2.23626E-06	0.000665	
	March	352.01528	38.92785	0.218547	0.000845	0.030539	0.0036847	0.105445	0.350965	0.000114	5.4319E-04	0.0105624	6.2902E-05	0.0005244	5.32539E-06	0.000329	0.084996	0.000017	0.0071306	0.000391	2.11140E-06	0.000879	
	April	296.14572	42																				

		Uranium (U) Total	Zinc (Zn) Total	Dissolved Organic Carbon
		mg/L	mg/L	mg/L
Year 15	January	0.003305	0.000345	1.508845
	February	0.003469	0.002641	0.993756
	March	0.003443	0.000415	0.942962
	April	0.003400	0.000276	3.062101
	May	0.001136	0.004216	4.822598
	June	0.000823	0.000964	4.071643
	July	0.001160	0.000203	5.502267
	August	0.000995	0.001041	7.244890
	September	0.000667	0.000254	5.253746
	October	0.001720	0.000116	3.702512
	November	0.002075	0.000094	1.921108
	December	0.002603	0.000022	1.333393
Year 16	January	0.003305	0.000345	1.508845
	February	0.003469	0.002641	0.993756
	March	0.003443	0.000415	0.942962
	April	0.003400	0.000276	3.062101
	May	0.001136	0.004216	4.822598
	June	0.000823	0.000964	4.071643
	July	0.001160	0.000203	5.502267
	August	0.000995	0.001041	7.244890
	September	0.000667	0.000254	5.253746
	October	0.001720	0.000116	3.702512
	November	0.002075	0.000094	1.921108
	December	0.002603	0.000022	1.333393
Year 17	January	0.003305	0.000345	1.508845
	February	0.003469	0.002641	0.993756
	March	0.003443	0.000415	0.942962
	April	0.003400	0.000276	3.062101
	May	0.001136	0.004216	4.822598
	June	0.000823	0.000964	4.071643
	July	0.001160	0.000203	5.502267
	August	0.000995	0.001041	7.244890
	September	0.000667	0.000254	5.253746
	October	0.001720	0.000116	3.702512
	November	0.002075	0.000094	1.921108
	December	0.002603	0.000022	1.333393
Year 18	January	0.003305	0.000345	1.508845
	February	0.003469	0.002641	0.993756
	March	0.003443	0.000415	0.942962
	April	0.003400	0.000276	3.062101
	May	0.001136	0.004216	4.822598
	June	0.000823	0.000964	4.071643
	July	0.001160	0.000203	5.502267
	August	0.000995	0.001041	7.244890
	September	0.000667	0.000254	5.253746
	October	0.001720	0.000116	3.702512
	November	0.002075	0.000094	1.921108
	December	0.002603	0.000022	1.333393

		Hardness (from Total)	Sulphate dissolved	Nitrate (N)	Nitrite (N)	Ammonia (N)	Phosphorus (P)	Fluoride (F)	Chloride (Cl)	Cyanide Total	Cyanide Weak Acid Dissociable	Aluminum (Al) Total	Antimony (Sb) Total	Arsenic (As) Total	Cadmium (Cd) Total	Copper (Cu) Total	Iron (Fe) Total	Lead (Pb) Total	Manganese (Mn) Total	Nickel (Ni) Total	Silver (Ag) Total	Selenium (Se) Total
		mg/L	mg/L	mg/L	mg/L	mg/L	mg/L	mg/L	mg/L	mg/L	mg/L	mg/L	mg/L	mg/L	mg/L	mg/L	mg/L	mg/L	mg/L	mg/L	mg/L	mg/L
Year 19	January	262.87293	39.80570	0.184211	0.000890	0.005899	0.0024723	0.096868	0.549497	0.000314	1.6116E-04	0.0217531	6.8856E-05	0.0012471	1.77679E-05	0.000704	0.277765	0.000227	0.0383316	0.001102	2.22420E-06	0.000869
	February	273.83069	43.85391	0.240106	0.000895	0.001336	0.0026385	0.103283	0.556066	0.000130	8.5113E-05	0.0440702	7.5136E-05	0.0020426	4.16270E-05	0.001097	0.574414	0.000464	0.0938678	0.001273	2.23626E-06	0.000665
	March	352.01528	38.92785	0.218547	0.000845	0.030539	0.0036847	0.105445	0.350965	0.000114	5.4319E-04	0.0105624	6.2902E-05	0.0005244	5.32539E-06	0.000329	0.084996	0.000017	0.0071306	0.000391	2.11140E-06	0.000879
	April	296.14572	42.33255	0.219337	0.001791	0.001054	0.0027082	0.125864	0.205296	0.000387	3.3329E-04	0.0086964	1.1622E-04	0.0006427	8.28411E-06	0.000290	0.060023	0.000021	0.0007605	0.000375	2.54791E-06	0.000696
	May	83.37251	12.48710	0.026418	0.002460	0.001488	0.0201163	0.104929	1.145500	0.000529	4.9375E-04	0.0646983	3.0193E-04	0.0019339	9.14881E-06	0.001522	0.616828	0.000032	0.0444557	0.001600	4.05237E-06	0.000139
	June	121.99131	21.55359	0.008056	0.003502	0.005282	0.0063536	0.101514	0.764629	0.000526	4.4529E-04	0.1069299	2.2389E-04	0.0008791	2.39333E-05	0.001733	0.270532	0.000224	0.0020519	0.001388	1.42053E-05	0.000163
	July	172.45887	27.68114	0.007639	0.001829	0.003562	0.0035380	0.101316	0.190284	0.000496	5.3641E-04	0.0139003	2.6332E-04	0.0011638	7.75492E-06	0.000680	0.112468	0.000155	0.0020270	0.001068	5.10182E-06	0.000183
	August	150.48430	23.15830	0.007650	0.003972	0.002569	0.0085765	0.076873	0.456526	0.000474	4.2872E-04	0.0318998	4.4547E-04	0.0006510	5.85997E-06	0.000750	0.139436	0.000209	0.0010938	0.002044	5.66946E-06	0.000234
	September	120.04231	21.23696	0.017279	0.003001	0.008729	0.0045791	0.074926	0.856163	0.000569	5.3174E-04	0.0352030	2.8736E-04	0.0009119	6.33707E-06	0.000980	0.141890	0.000125	0.0022425	0.001109	3.77282E-06	0.000142
	October	159.77915	29.88070	0.042344	0.001723	0.004328	0.0048291	0.090889	0.425883	0.000108	4.2012E-05	0.0152303	2.3776E-04	0.0011066	3.99881E-06	0.000532	0.073343	0.000020	0.0011586	0.000366	2.36419E-06	0.000425
	November	220.41158	36.11680	0.071336	0.000886	0.000101	0.0013106	0.110320	0.027590	0.000125	7.9407E-05	0.0054884	6.9117E-05	0.0004796	3.08800E-06	0.000468	0.012886	0.000835	0.0016384	0.000262	9.20047E-06	0.000661
	December	234.78987	33.67780	0.127930	0.001297	0.000225	0.0018227	0.084746	0.481527	0.000394	7.6758E-05	0.0003935	6.2851E-05	0.0005125	5.85524E-07	0.000291	0.000249	0.000000	0.0000104	0.000191	2.16450E-06	0.000921
Year 20	January	262.87293	39.80570	0.184211	0.000890	0.005899	0.0024723	0.096868	0.549497	0.000314	1.6116E-04	0.0217531	6.8856E-05	0.0012471	1.77679E-05	0.000704	0.277765	0.000227	0.0383316	0.001102	2.22420E-06	0.000869
	February	273.83069	43.85391	0.240106	0.000895	0.001336	0.0026385	0.103283	0.556066	0.000130	8.5113E-05	0.0440702	7.5136E-05	0.0020426	4.16270E-05	0.001097	0.574414	0.000464	0.0938678	0.001273	2.23626E-06	0.000665
	March	352.01528	38.92785	0.218547	0.000845	0.030539	0.0036847	0.105445	0.350965	0.000114	5.4319E-04	0.0105624	6.2902E-05	0.0005244	5.32539E-06	0.000329	0.084996	0.000017	0.0071306	0.000391	2.11140E-06	0.000879
	April	296.14572	42.33255	0.216889	0.001735	0.001006	0.0027082	0.125864	0.205296	0.000387	3.3329E-04	0.0086964	1.1622E-04	0.0006427	8.28411E-06	0.000290	0.060023	0.000021	0.0007605	0.000375	2.54791E-06	0.000696
	May	83.37251	12.48710	0.024986	0.002358	0.001397	0.0201163	0.104929	1.145500	0.000529	4.9375E-04	0.0646983	3.0193E-04	0.0019339	9.14881E-06	0.001522	0.616828	0.000032	0.0444557	0.001600	4.05237E-06	0.000139
	June	121.99131	21.55359	0.007570	0.003418	0.004952	0.0063536	0.101514	0.764629	0.000526	4.4529E-04	0.1069299	2.2389E-04	0.0008791	2.39333E-05	0.001733	0.270532	0.000224	0.0020519	0.001388	1.42053E-05	0.000163
	July	172.45887	27.68114	0.007174	0.001772	0.003457	0.0035380	0.101316	0.190284	0.000496	5.3641E-04	0.0139003	2.6332E-04	0.0011638	7.75492E-06	0.000680	0.112468	0.000155	0.0020270	0.001068	5.10182E-06	0.000183
	August	150.48430	23.15830	0.007196	0.003892	0.002435	0.0085765	0.076873	0.456526	0.000474	4.2872E-04	0.0318998	4.4547E-04	0.0006510	5.85997E-06	0.000750	0.139436	0.000209	0.0010938	0.002044	5.66946E-06	0.000234
	September	120.04231	21.23696	0.016326	0.002913	0.008254	0.0045791	0.074926	0.856163	0.000569	5.3174E-04	0.0352030	2.8736E-04	0.0009119	6.33707E-06	0.000980	0.141890	0.000125	0.0022425	0.001109	3.77282E-06	0.000142
	October	159.77915	29.88070	0.040498	0.001665	0.004073	0.0048291	0.090889	0.425883	0.000108	4.2012E-05	0.0152303	2.3776E-04	0.0011066	3.99881E-06	0.000532	0.073343	0.000020	0.0011586	0.000366	2.36419E-06	0.000425
	November	220.41158	36.11680	0.071336	0.000886	0.000101	0.0013106	0.110320	0.027590	0.000125	7.9407E-05	0.0054884	6.9117E-05	0.0004796	3.08800E-06	0.000468	0.012886	0.000835	0.0016384	0.000262	9.20047E-06	0.000661
	December	234.78987	33.67780	0.127930	0.001297	0.000225	0.0018227	0.084746	0.481527	0.000394	7.6758E-05	0.0003935	6.2851E-05	0.0005125	5.85524E-07	0.000291	0.000249	0.000000	0.0000104	0.000191	2.16450E-06	0.000921
Year 21	January	262.87293	39.80570	0.184211	0.000890	0.005899	0.0024723	0.096868	0.549497	0.000314	1.6116E-04	0.0217531	6.8856E-05	0.0012471	1.77679E-05	0.000704	0.277765	0.000227	0.0383316	0.001102	2.22420E-06	0.000869
	February	273.83069	43.85391	0.240106	0.000895	0.001336	0.0026385	0.103283	0.556066	0.000130	8.5113E-05	0.0440702	7.5136E-05	0.0020426	4.16270E-05	0.001097	0.574414	0.000464	0.0938678	0.001273	2.23626E-06	0.000665
	March	352.01528	38.92785	0.218547	0.000845	0.030539	0.0036847	0.105445	0.350965	0.000114	5.4319E-04	0.0105624	6.2902E-05	0.0005244	5.32539E-06	0.000329	0.084996	0.000017	0.0071306	0.000391	2.11140E-06	0.000879
	April	296.14572	42.33255	0.214599	0.001682	0.000961	0.0027082	0.125864	0.205296	0.000387	3.3329E-04	0.0086964	1.1622E-04	0.0006427	8.28411E-06	0.000290	0.060023	0.000021	0.0007605	0.000375	2.54791E-06	0.000696
	May	83.37251	12.48710	0.023645	0.002262	0.001313	0.0201163	0.104929	1.145500	0.000529	4.9375E-04	0.0646983	3.0193E-04	0.0019339	9.14881E-06	0.001522	0.616828	0.000032	0.0444557	0.001600	4.05237E-06	0.000139
	June	121.99131	21.55359	0.007116	0.003339	0.004642	0.0063536	0.101514	0.764629	0.000526	4.4529E-04	0.1069299	2.2389E-04	0.0008791	2.39333E-05	0.001733	0.270532	0.000224	0.0020519	0.001388	1.42053E-05	0.000163
	July	172.45887	27.68114	0.006740	0.001719	0.003359	0.0035380	0.101316	0.190284	0.000496	5.3641E-04	0.0139003	2.6332E-04	0.0011638	7.75492E-06	0.000680	0.112468	0.000155	0.0020270	0.001068	5.10182E-06	0.000183
	August	150.48430	23.15830	0.006771	0.003818	0.002310	0.0085765	0.076873	0.456526	0.000474	4.2872E-04	0.0318998	4.4547E-04	0.0006510	5.85997E-06	0.000750	0.139436	0.000209	0.0010938	0.002044	5.66946E-06	0.000234
	September	120.04231	21.23696	0.015435	0.002830	0.007810	0.0045791	0.074926	0.856163	0.000569	5.3174E-04	0.0352030	2.8736E-04	0.0009119	6.33707E-06	0.000980	0.141890	0.000125	0.0022425	0.001109	3.77282E-06	0.000142
	October	159.77915	29.88070	0.038771	0.001610	0.003834	0.0048291	0.090889	0.425883	0.000108	4.2012E-05	0.0152303	2.3776E-04	0.0011066	3.99881E-06	0.000532	0.073343	0.000020	0.0011586	0.000366	2.36419E-06	0.000425
	November	220.41158	36.11680	0.071336	0.000886	0.000101	0.0013106	0.110320	0.027590	0.000125	7.9407E-05	0.0054884	6.9117E-05	0.0004796	3.08800E-06	0.000468	0.012886	0.000835	0.0016384	0.000262	9.20047E-06	0.000661
	December	234.78987	33.67780	0.127930	0.001297	0.000225	0.0018227	0.084746	0.481527	0.000394	7.6758E-05	0.0003935	6.2851E-05	0.0005125	5.85524E-07	0.000291	0.000249	0.000000	0.0000104	0.000191	2.16450E-06	0.000921
Year 22	January	262.87293	39.80570	0.184211	0.000890	0.005899	0.0024723	0.096868	0.549497	0.000314	1.6116E-04	0.0217531	6.8856E-05	0.0012471	1.77679E-05	0.000704	0.277765	0.000227	0.0383316	0.001102	2.22420E-06	0.000869
	February	273.83069	43.85391	0.240106	0.000895	0.001336	0.0026385	0.103283	0.556066	0.000130	8.5113E-05	0.0440702	7.5136E-05	0.0020426	4.16270E-05	0.001097	0.574414	0.000464	0.0938678	0.001273	2.23626E-06	0.000665
	March	352.01528	38.92785	0.218547	0.000845	0.030539	0.0036847	0.105445	0.350965	0.000114	5.4319E-04	0.0105624	6.2902E-05	0.0005244	5.32539E-06	0.000329	0.084996	0.000017	0.0071306	0.000391	2.11140E-06	0.000879
	April	296.14572	42.33255</																			

		Uranium (U) Total	Zinc (Zn) Total	Dissolved Organic Carbon
		mg/L	mg/L	mg/L
Year 19	January	0.003305	0.000345	1.508845
	February	0.003469	0.002641	0.993756
	March	0.003443	0.000415	0.942962
	April	0.003400	0.000276	3.062101
	May	0.001136	0.004216	4.822598
	June	0.000823	0.000964	4.071643
	July	0.001160	0.000203	5.502267
	August	0.000995	0.001041	7.244890
	September	0.000667	0.000254	5.253746
	October	0.001720	0.000116	3.702512
	November	0.002075	0.000094	1.921108
	December	0.002603	0.000022	1.333393
Year 20	January	0.003305	0.000345	1.508845
	February	0.003469	0.002641	0.993756
	March	0.003443	0.000415	0.942962
	April	0.003400	0.000276	3.062101
	May	0.001136	0.004216	4.822598
	June	0.000823	0.000964	4.071643
	July	0.001160	0.000203	5.502267
	August	0.000995	0.001041	7.244890
	September	0.000667	0.000254	5.253746
	October	0.001720	0.000116	3.702512
	November	0.002075	0.000094	1.921108
	December	0.002603	0.000022	1.333393
Year 21	January	0.003305	0.000345	1.508845
	February	0.003469	0.002641	0.993756
	March	0.003443	0.000415	0.942962
	April	0.003400	0.000276	3.062101
	May	0.001136	0.004216	4.822598
	June	0.000823	0.000964	4.071643
	July	0.001160	0.000203	5.502267
	August	0.000995	0.001041	7.244890
	September	0.000667	0.000254	5.253746
	October	0.001720	0.000116	3.702512
	November	0.002075	0.000094	1.921108
	December	0.002603	0.000022	1.333393
Year 22	January	0.003305	0.000345	1.508845
	February	0.003469	0.002641	0.993756
	March	0.003443	0.000415	0.942962
	April	0.003400	0.000276	3.062101
	May	0.001136	0.004216	4.822598
	June	0.000823	0.000964	4.071643
	July	0.001160	0.000203	5.502267
	August	0.000995	0.001041	7.244890
	September	0.000667	0.000254	5.253746
	October	0.001720	0.000116	3.702512
	November	0.002075	0.000094	1.921108
	December	0.002603	0.000022	1.333393

		Hardness (from Total)	Sulphate dissolved	Nitrate (N)	Nitrite (N)	Ammonia (N)	Phosphorus (P)	Fluoride (F)	Chloride (Cl)	Cyanide Total	Cyanide Weak Acid Dissociable	Aluminum (Al) Total	Antimony (Sb) Total	Arsenic (As) Total	Cadmium (Cd) Total	Copper (Cu) Total	Iron (Fe) Total	Lead (Pb) Total	Manganese (Mn) Total	Nickel (Ni) Total	Silver (Ag) Total	Selenium (Se) Total	
		mg/L	mg/L	mg/L	mg/L	mg/L	mg/L	mg/L	mg/L	mg/L	mg/L	mg/L	mg/L	mg/L	mg/L	mg/L	mg/L	mg/L	mg/L	mg/L	mg/L	mg/L	mg/L
Year 23	January	262.87293	39.80570	0.184211	0.000890	0.005899	0.0024723	0.096868	0.549497	0.000314	1.6116E-04	0.0217531	6.8856E-05	0.0012471	1.77679E-05	0.000704	0.277765	0.000227	0.0383316	0.001102	2.22420E-06	0.000869	
	February	273.83069	43.85391	0.240106	0.000895	0.001336	0.0026385	0.103283	0.556066	0.000130	8.5113E-05	0.0440702	7.5136E-05	0.0020426	4.16270E-05	0.001097	0.574414	0.000464	0.0938678	0.001273	2.23626E-06	0.000665	
	March	352.01528	38.92785	0.218547	0.000845	0.030539	0.0036847	0.105445	0.350965	0.000114	5.4319E-04	0.0105624	6.2902E-05	0.0005244	5.32539E-06	0.000329	0.084996	0.000017	0.0071306	0.000391	2.11140E-06	0.000879	
	April	296.14572	42.33255	0.210451	0.001587	0.000879	0.0027082	0.125864	0.205296	0.000387	3.3329E-04	0.0086964	1.1622E-04	0.0006427	8.28411E-06	0.000290	0.060023	0.000021	0.0007605	0.000375	2.54791E-06	0.000696	
	May	83.37251	12.48710	0.021217	0.002089	0.001159	0.0201163	0.104929	1.145500	0.000529	4.9375E-04	0.0646983	3.0193E-04	0.0019339	9.14881E-06	0.001522	0.616828	0.000032	0.0444557	0.001600	4.05237E-06	0.000139	
	June	121.99131	21.55359	0.006293	0.003196	0.004082	0.0063536	0.101514	0.764629	0.000526	4.4529E-04	0.1069299	2.2389E-04	0.0008791	2.39333E-05	0.001733	0.270532	0.000224	0.0020519	0.001388	1.42053E-05	0.000163	
	July	172.45887	27.68114	0.005952	0.001623	0.003181	0.0035380	0.101316	0.190284	0.000496	5.3641E-04	0.0139003	2.6332E-04	0.0011638	7.75492E-06	0.000680	0.112468	0.000155	0.0020270	0.001068	5.10182E-06	0.000183	
	August	150.48430	23.15830	0.006003	0.003683	0.002083	0.0085765	0.076873	0.456526	0.000474	4.2872E-04	0.0318998	4.4547E-04	0.0006510	5.85997E-06	0.000750	0.139436	0.000209	0.0010938	0.002044	5.66946E-06	0.000234	
	September	120.04231	21.23696	0.013821	0.002680	0.007006	0.0045791	0.074926	0.856163	0.000569	5.3174E-04	0.0352030	2.8736E-04	0.0009119	6.33707E-06	0.000980	0.141890	0.000125	0.0022425	0.001109	3.77282E-06	0.000142	
	October	159.77915	29.88070	0.035643	0.001511	0.003401	0.0048291	0.090889	0.425883	0.000108	4.2012E-05	0.0152303	2.3776E-04	0.0011066	3.99881E-06	0.000532	0.073343	0.000020	0.0011586	0.000366	2.36419E-06	0.000425	
	November	220.41158	36.11680	0.071336	0.000886	0.000101	0.0013106	0.110320	0.027590	0.000125	7.9407E-05	0.0054884	6.9117E-05	0.0004796	3.08800E-06	0.000468	0.012886	0.000835	0.0016384	0.000262	9.20047E-06	0.000661	
	December	234.78987	33.67780	0.127930	0.001297	0.000225	0.0018227	0.084746	0.481527	0.000394	7.6758E-05	0.0003935	6.2851E-05	0.0005125	5.85524E-07	0.000291	0.000249	0.000000	0.0000104	0.000191	2.16450E-06	0.000921	
Year 24	January	262.87293	39.80570	0.184211	0.000890	0.005899	0.0024723	0.096868	0.549497	0.000314	1.6116E-04	0.0217531	6.8856E-05	0.0012471	1.77679E-05	0.000704	0.277765	0.000227	0.0383316	0.001102	2.22420E-06	0.000869	
	February	273.83069	43.85391	0.240106	0.000895	0.001336	0.0026385	0.103283	0.556066	0.000130	8.5113E-05	0.0440702	7.5136E-05	0.0020426	4.16270E-05	0.001097	0.574414	0.000464	0.0938678	0.001273	2.23626E-06	0.000665	
	March	352.01528	38.92785	0.218547	0.000845	0.030539	0.0036847	0.105445	0.350965	0.000114	5.4319E-04	0.0105624	6.2902E-05	0.0005244	5.32539E-06	0.000329	0.084996	0.000017	0.0071306	0.000391	2.11140E-06	0.000879	
	April	296.14572	42.33255	0.208575	0.001544	0.000842	0.0027082	0.125864	0.205296	0.000387	3.3329E-04	0.0086964	1.1622E-04	0.0006427	8.28411E-06	0.000290	0.060023	0.000021	0.0007605	0.000375	2.54791E-06	0.000696	
	May	83.37251	12.48710	0.020119	0.002011	0.001089	0.0201163	0.104929	1.145500	0.000529	4.9375E-04	0.0646983	3.0193E-04	0.0019339	9.14881E-06	0.001522	0.616828	0.000032	0.0444557	0.001600	4.05237E-06	0.000139	
	June	121.99131	21.55359	0.005921	0.003131	0.003829	0.0063536	0.101514	0.764629	0.000526	4.4529E-04	0.1069299	2.2389E-04	0.0008791	2.39333E-05	0.001733	0.270532	0.000224	0.0020519	0.001388	1.42053E-05	0.000163	
	July	172.45887	27.68114	0.005596	0.001579	0.003101	0.0035380	0.101316	0.190284	0.000496	5.3641E-04	0.0139003	2.6332E-04	0.0011638	7.75492E-06	0.000680	0.112468	0.000155	0.0020270	0.001068	5.10182E-06	0.000183	
	August	150.48430	23.15830	0.005655	0.003622	0.001980	0.0085765	0.076873	0.456526	0.000474	4.2872E-04	0.0318998	4.4547E-04	0.0006510	5.85997E-06	0.000750	0.139436	0.000209	0.0010938	0.002044	5.66946E-06	0.000234	
	September	120.04231	21.23696	0.013091	0.002612	0.006642	0.0045791	0.074926	0.856163	0.000569	5.3174E-04	0.0352030	2.8736E-04	0.0009119	6.33707E-06	0.000980	0.141890	0.000125	0.0022425	0.001109	3.77282E-06	0.000142	
	October	159.77915	29.88070	0.034229	0.001466	0.003205	0.0048291	0.090889	0.425883	0.000108	4.2012E-05	0.0152303	2.3776E-04	0.0011066	3.99881E-06	0.000532	0.073343	0.000020	0.0011586	0.000366	2.36419E-06	0.000425	
	November	220.41158	36.11680	0.071336	0.000886	0.000101	0.0013106	0.110320	0.027590	0.000125	7.9407E-05	0.0054884	6.9117E-05	0.0004796	3.08800E-06	0.000468	0.012886	0.000835	0.0016384	0.000262	9.20047E-06	0.000661	
	December	234.78987	33.67780	0.127930	0.001297	0.000225	0.0018227	0.084746	0.481527	0.000394	7.6758E-05	0.0003935	6.2851E-05	0.0005125	5.85524E-07	0.000291	0.000249	0.000000	0.0000104	0.000191	2.16450E-06	0.000921	
Year 25	January	262.87293	39.80570	0.184211	0.000890	0.005899	0.0024723	0.096868	0.549497	0.000314	1.6116E-04	0.0217531	6.8856E-05	0.0012471	1.77679E-05	0.000704	0.277765	0.000227	0.0383316	0.001102	2.22420E-06	0.000869	
	February	273.83069	43.85391	0.240106	0.000895	0.001336	0.0026385	0.103283	0.556066	0.000130	8.5113E-05	0.0440702	7.5136E-05	0.0020426	4.16270E-05	0.001097	0.574414	0.000464	0.0938678	0.001273	2.23626E-06	0.000665	
	March	352.01528	38.92785	0.218547	0.000845	0.030539	0.0036847	0.105445	0.350965	0.000114	5.4319E-04	0.0105624	6.2902E-05	0.0005244	5.32539E-06	0.000329	0.084996	0.000017	0.0071306	0.000391	2.11140E-06	0.000879	
	April	296.14572	42.33255	0.206820	0.001504	0.000807	0.0027082	0.125864	0.205296	0.000387	3.3329E-04	0.0086964	1.1622E-04	0.0006427	8.28411E-06	0.000290	0.060023	0.000021	0.0007605	0.000375	2.54791E-06	0.000696	
	May	83.37251	12.48710	0.019092	0.001938	0.001024	0.0201163	0.104929	1.145500	0.000529	4.9375E-04	0.0646983	3.0193E-04	0.0019339	9.14881E-06	0.001522	0.616828	0.000032	0.0444557	0.001600	4.05237E-06	0.000139	
	June	121.99131	21.55359	0.005573	0.003071	0.003592	0.0063536	0.101514	0.764629	0.000526	4.4529E-04	0.1069299	2.2389E-04	0.0008791	2.39333E-05	0.001733	0.270532	0.000224	0.0020519	0.001388	1.42053E-05	0.000163	
	July	172.45887	27.68114	0.005263	0.001538	0.003026	0.0035380	0.101316	0.190284	0.000496	5.3641E-04	0.0139003	2.6332E-04	0.0011638	7.75492E-06	0.000680	0.112468	0.000155	0.0020270	0.001068	5.10182E-06	0.000183	
	August	150.48430	23.15830	0.005330	0.003565	0.001884	0.0085765	0.076873	0.456526	0.000474	4.2872E-04	0.0318998	4.4547E-04	0.0006510	5.85997E-06	0.000750	0.139436	0.000209	0.0010938	0.002044	5.66946E-06	0.000234	
	September	120.04231	21.23696	0.012409	0.002549	0.006302	0.0045791	0.074926	0.856163	0.000569	5.3174E-04	0.0352030	2.8736E-04	0.0009119	6.33707E-06	0.000980	0.141890	0.000125	0.0022425	0.001109	3.77282E-06	0.000142	
	October	159.77915	29.88070	0.032905	0.001424	0.003022	0.0048291	0.090889	0.425883	0.000108	4.2012E-05	0.0152303	2.3776E-04	0.0011066	3.99881E-06	0.000532	0.073343	0.000020	0.0011586	0.000366	2.36419E-06	0.000425	
	November	220.41158	36.11680	0.071336	0.000886	0.000101	0.0013106	0.110320	0.027590	0.000125	7.9407E-05	0.0054884	6.9117E-05	0.0004796	3.08800E-06	0.000468	0.012886	0.000835	0.0016384	0.000262	9.20047E-06	0.000661	
	December	234.78987	33.67780	0.127930	0.001297	0.000225	0.0018227	0.084746	0.481527	0.000394	7.6758E-05	0.0003935	6.2851E-05	0.0005125	5.85524E-07	0.000291	0.000249	0.000000	0.0000104	0.000191	2.16450E-06	0.000921	
Year 26	January	284.59814	56.27047	0.175928	0.001646	0.009136	0.0059136	0.106131	1.866918	0.000312	1.6551E-04	0.0231812	5.8998E-04	0.0014827	2.09062E-05	0.001085	0.270757	0.000506	0.0668626	0.001283	3.35532E-06	0.000832	
	February	296.77303	61.78248	0.227306	0.001731	0.005549	0.0063296	0.112990	2.014094	0.000139	9.4114E-05	0.0461724	6.5193E-04	0.0022545	4.16517E-05	0.001495	0.549691	0.000759	0.1264899	0.001461	3.48452E-06	0.000760	
	March	374.02409	61.68605	0.202962	0.001896	0.035029	0.0083646	0.117166	2.195456	0.000126	5.1908E-04	0.0156457	7.8772E-04	0.0009010	5.30142E-06	0.000885	0.155250	0.000420	0.0274854	0.000692	3.68154E-06	0.000938	
	April	315.50952	5																				

		Uranium (U) Total	Zinc (Zn) Total	Dissolved Organic Carbon
		mg/L	mg/L	mg/L
Year 23	January	0.003305	0.000345	1.508845
	February	0.003469	0.002641	0.993756
	March	0.003443	0.000415	0.942962
	April	0.003400	0.000276	3.062101
	May	0.001136	0.004216	4.822598
	June	0.000823	0.000964	4.071643
	July	0.001160	0.000203	5.502267
	August	0.000995	0.001041	7.244890
	September	0.000667	0.000254	5.253746
	October	0.001720	0.000116	3.702512
	November	0.002075	0.000094	1.921108
	December	0.002603	0.000022	1.333393
Year 24	January	0.003305	0.000345	1.508845
	February	0.003469	0.002641	0.993756
	March	0.003443	0.000415	0.942962
	April	0.003400	0.000276	3.062101
	May	0.001136	0.004216	4.822598
	June	0.000823	0.000964	4.071643
	July	0.001160	0.000203	5.502267
	August	0.000995	0.001041	7.244890
	September	0.000667	0.000254	5.253746
	October	0.001720	0.000116	3.702512
	November	0.002075	0.000094	1.921108
	December	0.002603	0.000022	1.333393
Year 25	January	0.003305	0.000345	1.508845
	February	0.003469	0.002641	0.993756
	March	0.003443	0.000415	0.942962
	April	0.003400	0.000276	3.062101
	May	0.001136	0.004216	4.822598
	June	0.000823	0.000964	4.071643
	July	0.001160	0.000203	5.502267
	August	0.000995	0.001041	7.244890
	September	0.000667	0.000254	5.253746
	October	0.001720	0.000116	3.702512
	November	0.002075	0.000094	1.921108
	December	0.002603	0.000022	1.333393
Year 26	January	0.003257	0.000553	1.431196
	February	0.003340	0.002650	0.935289
	March	0.003197	0.000393	0.870590
	April	0.003997	0.000545	2.937454
	May	0.001910	0.005797	4.682372
	June	0.001354	0.002021	3.956799
	July	0.001553	0.000438	5.280584
	August	0.001607	0.002070	7.042450
	September	0.001351	0.000568	5.086515
	October	0.002076	0.000236	3.572517
	November	0.002308	0.000247	1.849414
	December	0.002693	0.000048	1.275301

		Hardness (from Total)	Sulphate dissolved	Nitrate (N)	Nitrite (N)	Ammonia (N)	Phosphorus (P)	Fluoride (F)	Chloride (Cl)	Cyanide Total	Cyanide Weak Acid Dissociable	Aluminum (Al) Total	Antimony (Sb) Total	Arsenic (As) Total	Cadmium (Cd) Total	Copper (Cu) Total	Iron (Fe) Total	Lead (Pb) Total	Manganese (Mn) Total	Nickel (Ni) Total	Silver (Ag) Total	Selenium (Se) Total	
		mg/L	mg/L	mg/L	mg/L	mg/L	mg/L	mg/L	mg/L	mg/L	mg/L	mg/L	mg/L	mg/L	mg/L	mg/L	mg/L	mg/L	mg/L	mg/L	mg/L	mg/L	mg/L
Year 27	January	284.59814	56.27047	0.175928	0.001646	0.009136	0.0059136	0.106131	1.866918	0.000312	1.6551E-04	0.0231812	5.8998E-04	0.0014827	2.09062E-05	0.001085	0.270757	0.000506	0.0668626	0.001283	3.35532E-06	0.000832	
	February	296.77303	61.78248	0.227306	0.001731	0.005549	0.0063296	0.112990	2.014094	0.000139	9.4114E-05	0.0461724	6.5193E-04	0.0022545	4.16517E-05	0.001495	0.549691	0.000759	0.1264899	0.001461	3.48452E-06	0.000760	
	March	374.02409	61.68605	0.202962	0.001896	0.035029	0.0083646	0.117166	2.195456	0.000126	5.1908E-04	0.0156457	7.8772E-04	0.0009010	5.30142E-06	0.000885	0.155250	0.000420	0.0274854	0.000692	3.68154E-06	0.000938	
	April	315.50952	57.10894	0.196418	0.002088	0.001397	0.0057784	0.133438	1.396268	0.000384	3.3099E-04	0.0121196	5.7909E-04	0.0008837	2.15525E-05	0.000651	0.085735	0.000121	0.0081646	0.000571	3.55429E-06	0.000880	
	May	104.48972	24.48679	0.016988	0.002289	0.001410	0.0219144	0.111393	2.010823	0.000523	4.8784E-04	0.0652035	4.8363E-04	0.0022901	2.79190E-05	0.001757	0.633884	0.000072	0.0666231	0.001712	4.76632E-06	0.000240	
	June	138.51519	31.43014	0.004893	0.003332	0.005057	0.0074948	0.106720	1.505163	0.000519	4.3989E-04	0.1063141	3.3268E-04	0.0012053	4.54743E-05	0.001921	0.285577	0.000276	0.0209138	0.001484	1.45101E-05	0.000288	
	July	181.16050	34.78442	0.004572	0.001761	0.003503	0.0044332	0.103559	0.780009	0.000483	5.2041E-04	0.0149828	4.8562E-04	0.0011412	1.92641E-05	0.000838	0.119841	0.000205	0.0129702	0.001131	5.44922E-06	0.000290	
	August	170.14317	35.04326	0.004714	0.003908	0.002681	0.0091242	0.084369	1.354704	0.000471	4.2530E-04	0.0338677	7.8818E-04	0.0008357	1.34300E-05	0.001012	0.153095	0.000395	0.0095169	0.002148	6.35421E-06	0.000369	
	September	143.11489	34.68416	0.011042	0.002969	0.009164	0.0057796	0.083410	1.855502	0.000563	5.2446E-04	0.0354860	5.9266E-04	0.0011116	1.52348E-05	0.001193	0.149248	0.000208	0.0206510	0.001237	4.60294E-06	0.000241	
	October	181.50619	43.18755	0.030110	0.001923	0.005621	0.0069310	0.098747	1.454441	0.000115	4.9182E-05	0.0179821	5.9530E-04	0.0013002	8.43628E-06	0.000837	0.090342	0.000172	0.0130472	0.000538	3.24706E-06	0.000555	
	November	240.25605	49.50994	0.069627	0.001492	0.000847	0.0021254	0.117547	0.718992	0.000132	8.6512E-05	0.0086582	4.8430E-04	0.0007004	8.73941E-06	0.000783	0.023834	0.001036	0.0095685	0.000442	9.84890E-06	0.000754	
	December	255.73187	48.58007	0.123415	0.001950	0.002550	0.0040659	0.093652	1.650422	0.000390	8.4595E-05	0.0028240	5.2403E-04	0.0007552	2.45361E-06	0.000648	0.004116	0.000042	0.0007684	0.000393	3.17155E-06	0.000955	
Year 28	January	284.59814	56.27047	0.175928	0.001646	0.009136	0.0059136	0.106131	1.866918	0.000312	1.6551E-04	0.0231812	5.8998E-04	0.0014827	2.09062E-05	0.001085	0.270757	0.000506	0.0668626	0.001283	3.35532E-06	0.000832	
	February	296.77303	61.78248	0.227306	0.001731	0.005549	0.0063296	0.112990	2.014094	0.000139	9.4114E-05	0.0461724	6.5193E-04	0.0022545	4.16517E-05	0.001495	0.549691	0.000759	0.1264899	0.001461	3.48452E-06	0.000760	
	March	374.02409	61.68605	0.202962	0.001896	0.035029	0.0083646	0.117166	2.195456	0.000126	5.1908E-04	0.0156457	7.8772E-04	0.0009010	5.30142E-06	0.000885	0.155250	0.000420	0.0274854	0.000692	3.68154E-06	0.000938	
	April	315.50952	57.10894	0.195038	0.002056	0.001370	0.0057784	0.133438	1.396268	0.000384	3.3099E-04	0.0121196	5.7909E-04	0.0008837	2.15525E-05	0.000651	0.085735	0.000121	0.0081646	0.000571	3.55429E-06	0.000880	
	May	104.48972	24.48679	0.016171	0.002231	0.001359	0.0219144	0.111393	2.010823	0.000523	4.8784E-04	0.0652035	4.8363E-04	0.0022901	2.79190E-05	0.001757	0.633884	0.000072	0.0666231	0.001712	4.76632E-06	0.000240	
	June	138.51519	31.43014	0.004616	0.003284	0.004868	0.0074948	0.106720	1.505163	0.000519	4.3989E-04	0.1063141	3.3268E-04	0.0012053	4.54743E-05	0.001921	0.285577	0.000276	0.0209138	0.001484	1.45101E-05	0.000288	
	July	181.16050	34.78442	0.004310	0.001729	0.003444	0.0044332	0.103559	0.780009	0.000483	5.2041E-04	0.0149828	4.8562E-04	0.0011412	1.92641E-05	0.000838	0.119841	0.000205	0.0129702	0.001131	5.44922E-06	0.000290	
	August	170.14317	35.04326	0.004455	0.003863	0.002605	0.0091242	0.084369	1.354704	0.000471	4.2530E-04	0.0338677	7.8818E-04	0.0008357	1.34300E-05	0.001012	0.153095	0.000395	0.0095169	0.002148	6.35421E-06	0.000369	
	September	143.11489	34.68416	0.010501	0.002919	0.008894	0.0057796	0.083410	1.855502	0.000563	5.2446E-04	0.0354860	5.9266E-04	0.0011116	1.52348E-05	0.001193	0.149248	0.000208	0.0206510	0.001237	4.60294E-06	0.000241	
	October	181.50619	43.18755	0.029064	0.001890	0.005476	0.0069310	0.098747	1.454441	0.000115	4.9182E-05	0.0179821	5.9530E-04	0.0013002	8.43628E-06	0.000837	0.090342	0.000172	0.0130472	0.000538	3.24706E-06	0.000555	
	November	240.25605	49.50994	0.069627	0.001492	0.000847	0.0021254	0.117547	0.718992	0.000132	8.6512E-05	0.0086582	4.8430E-04	0.0007004	8.73941E-06	0.000783	0.023834	0.001036	0.0095685	0.000442	9.84890E-06	0.000754	
	December	255.73187	48.58007	0.123415	0.001950	0.002550	0.0040659	0.093652	1.650422	0.000390	8.4595E-05	0.0028240	5.2403E-04	0.0007552	2.45361E-06	0.000648	0.004116	0.000042	0.0007684	0.000393	3.17155E-06	0.000955	
Year 29	January	284.59814	56.27047	0.175928	0.001646	0.009136	0.0059136	0.106131	1.866918	0.000312	1.6551E-04	0.0231812	5.8998E-04	0.0014827	2.09062E-05	0.001085	0.270757	0.000506	0.0668626	0.001283	3.35532E-06	0.000832	
	February	296.77303	61.78248	0.227306	0.001731	0.005549	0.0063296	0.112990	2.014094	0.000139	9.4114E-05	0.0461724	6.5193E-04	0.0022545	4.16517E-05	0.001495	0.549691	0.000759	0.1264899	0.001461	3.48452E-06	0.000760	
	March	374.02409	61.68605	0.202962	0.001896	0.035029	0.0083646	0.117166	2.195456	0.000126	5.1908E-04	0.0156457	7.8772E-04	0.0009010	5.30142E-06	0.000885	0.155250	0.000420	0.0274854	0.000692	3.68154E-06	0.000938	
	April	315.50952	57.10894	0.193747	0.002026	0.001344	0.0057784	0.133438	1.396268	0.000384	3.3099E-04	0.0121196	5.7909E-04	0.0008837	2.15525E-05	0.000651	0.085735	0.000121	0.0081646	0.000571	3.55429E-06	0.000880	
	May	104.48972	24.48679	0.015406	0.002176	0.001310	0.0219144	0.111393	2.010823	0.000523	4.8784E-04	0.0652035	4.8363E-04	0.0022901	2.79190E-05	0.001757	0.633884	0.000072	0.0666231	0.001712	4.76632E-06	0.000240	
	June	138.51519	31.43014	0.004356	0.003239	0.004692	0.0074948	0.106720	1.505163	0.000519	4.3989E-04	0.1063141	3.3268E-04	0.0012053	4.54743E-05	0.001921	0.285577	0.000276	0.0209138	0.001484	1.45101E-05	0.000288	
	July	181.16050	34.78442	0.004065	0.001699	0.003389	0.0044332	0.103559	0.780009	0.000483	5.2041E-04	0.0149828	4.8562E-04	0.0011412	1.92641E-05	0.000838	0.119841	0.000205	0.0129702	0.001131	5.44922E-06	0.000290	
	August	170.14317	35.04326	0.004213	0.003820	0.002533	0.0091242	0.084369	1.354704	0.000471	4.2530E-04	0.0338677	7.8818E-04	0.0008357	1.34300E-05	0.001012	0.153095	0.000395	0.0095169	0.002148	6.35421E-06	0.000369	
	September	143.11489	34.68416	0.009994	0.002872	0.008642	0.0057796	0.083410	1.855502	0.000563	5.2446E-04	0.0354860	5.9266E-04	0.0011116	1.52348E-05	0.001193	0.149248	0.000208	0.0206510	0.001237	4.60294E-06	0.000241	
	October	181.50619	43.18755	0.028085	0.001859	0.005340	0.0069310	0.098747	1.454441	0.000115	4.9182E-05	0.0179821	5.9530E-04	0.0013002	8.43628E-06	0.000837	0.090342	0.000172	0.0130472	0.000538	3.24706E-06	0.000555	
	November	240.25605	49.50994	0.069627	0.001492	0.000847	0.0021254	0.117547	0.718992	0.000132	8.6512E-05	0.0086582	4.8430E-04	0.0007004	8.73941E-06	0.000783	0.023834	0.001036	0.0095685	0.000442	9.84890E-06	0.000754	
	December	255.73187	48.58007	0.123415	0.001950	0.002550	0.0040659	0.093652	1.650422	0.000390	8.4595E-05	0.0028240	5.2403E-04	0.0007552	2.45361E-06	0.000648	0.004116	0.000042	0.0007684	0.000393	3.17155E-06	0.000955	
Year 30	January	284.59814	56.27047	0.175928	0.001646	0.009136	0.0059136	0.106131	1.866918	0.000312	1.6551E-04	0.0231812	5.8998E-04	0.0014827	2.09062E-05	0.001085	0.270757	0.000506	0.0668626	0.001283	3.35532E-06	0.000832	
	February	296.77303	61.78248	0.227306	0.001731	0.005549	0.0063296	0.112990	2.014094	0.000139	9.4114E-05	0.0461724	6.5193E-04	0.0022545	4.16517E-05	0.001495	0.549691	0.000759	0.1264899	0.001461	3.48452E-06	0.000760	
	March	374.02409	61.68605	0.202962	0.001896	0.035029	0.0083646	0.117166	2.195456	0.000126	5.1908E-04	0.0156457	7.8772E-04	0.0009010	5.30142E-06	0.000885	0.155250	0.000420	0.0274854	0.000692	3.68154E-06	0.000938	
	April	315.50952																					

		Uranium (U) Total	Zinc (Zn) Total	Dissolved Organic Carbon
		mg/L	mg/L	mg/L
Year 27	January	0.003257	0.000553	1.431196
	February	0.003340	0.002650	0.935289
	March	0.003197	0.000393	0.870590
	April	0.003997	0.000545	2.937454
	May	0.001910	0.005797	4.682372
	June	0.001354	0.002021	3.956799
	July	0.001553	0.000438	5.280584
	August	0.001607	0.002070	7.042450
	September	0.001351	0.000568	5.086515
	October	0.002076	0.000236	3.572517
	November	0.002308	0.000247	1.849414
	December	0.002693	0.000048	1.275301
Year 28	January	0.003257	0.000553	1.431196
	February	0.003340	0.002650	0.935289
	March	0.003197	0.000393	0.870590
	April	0.003997	0.000545	2.937454
	May	0.001910	0.005797	4.682372
	June	0.001354	0.002021	3.956799
	July	0.001553	0.000438	5.280584
	August	0.001607	0.002070	7.042450
	September	0.001351	0.000568	5.086515
	October	0.002076	0.000236	3.572517
	November	0.002308	0.000247	1.849414
	December	0.002693	0.000048	1.275301
Year 29	January	0.003257	0.000553	1.431196
	February	0.003340	0.002650	0.935289
	March	0.003197	0.000393	0.870590
	April	0.003997	0.000545	2.937454
	May	0.001910	0.005797	4.682372
	June	0.001354	0.002021	3.956799
	July	0.001553	0.000438	5.280584
	August	0.001607	0.002070	7.042450
	September	0.001351	0.000568	5.086515
	October	0.002076	0.000236	3.572517
	November	0.002308	0.000247	1.849414
	December	0.002693	0.000048	1.275301
Year 30	January	0.003257	0.000553	1.431196
	February	0.003340	0.002650	0.935289
	March	0.003197	0.000393	0.870590
	April	0.003997	0.000545	2.937454
	May	0.001910	0.005797	4.682372
	June	0.001354	0.002021	3.956799
	July	0.001553	0.000438	5.280584
	August	0.001607	0.002070	7.042450
	September	0.001351	0.000568	5.086515
	October	0.002076	0.000236	3.572517
	November	0.002308	0.000247	1.849414
	December	0.002693	0.000048	1.275301

		Hardness (from Total)	Sulphate dissolved	Nitrate (N)	Nitrite (N)	Ammonia (N)	Phosphorus (P)	Fluoride (F)	Chloride (Cl)	Cyanide Total	Cyanide Weak Acid Dissociable	Aluminum (Al) Total	Antimony (Sb) Total	Arsenic (As) Total	Cadmium (Cd) Total	Copper (Cu) Total	Iron (Fe) Total	Lead (Pb) Total	Manganese (Mn) Total	Nickel (Ni) Total	Silver (Ag) Total	Selenium (Se) Total	
		mg/L	mg/L	mg/L	mg/L	mg/L	mg/L	mg/L	mg/L	mg/L	mg/L	mg/L	mg/L	mg/L	mg/L	mg/L	mg/L	mg/L	mg/L	mg/L	mg/L	mg/L	mg/L
Year 31	January	284.59814	56.27047	0.175928	0.001646	0.009136	0.0059136	0.106131	1.866918	0.000312	1.6551E-04	0.0231812	5.8998E-04	0.0014827	2.09062E-05	0.001085	0.270757	0.000506	0.0668626	0.001283	3.35532E-06	0.000832	
	February	296.77303	61.78248	0.227306	0.001731	0.005549	0.0063296	0.112990	2.014094	0.000139	9.4114E-05	0.0461724	6.5193E-04	0.0022545	4.16517E-05	0.001495	0.549691	0.000759	0.1264899	0.001461	3.48452E-06	0.000760	
	March	374.02409	61.68605	0.202962	0.001896	0.035029	0.0083646	0.117166	2.195456	0.000126	5.1908E-04	0.0156457	7.8772E-04	0.0009010	5.30142E-06	0.000885	0.155250	0.000420	0.0274854	0.000692	3.68154E-06	0.000938	
	April	315.50952	57.10894	0.191409	0.001972	0.001298	0.0057784	0.133438	1.396268	0.000384	3.3099E-04	0.0121196	5.7909E-04	0.0008837	2.15525E-05	0.000651	0.085735	0.000121	0.0081646	0.000571	3.55429E-06	0.000880	
	May	104.48972	24.48679	0.014021	0.002077	0.001223	0.0219144	0.111393	2.010823	0.000523	4.8784E-04	0.0652035	4.8363E-04	0.0022901	2.79190E-05	0.001757	0.633884	0.000072	0.0666231	0.001712	4.76632E-06	0.000240	
	June	138.51519	31.43014	0.003886	0.003157	0.004372	0.0074948	0.106720	1.505163	0.000519	4.3989E-04	0.1063141	3.3268E-04	0.0012053	4.54743E-05	0.001921	0.285577	0.000276	0.0209138	0.001484	1.45101E-05	0.000288	
	July	181.16050	34.78442	0.003621	0.001645	0.003289	0.0044332	0.103559	0.780009	0.000483	5.2041E-04	0.0149828	4.8562E-04	0.0011412	1.92641E-05	0.000838	0.119841	0.000205	0.0129702	0.001131	5.44922E-06	0.000290	
	August	170.14317	35.04326	0.003774	0.003743	0.002403	0.0091242	0.084369	1.354704	0.000471	4.2530E-04	0.0338677	7.8818E-04	0.0008357	1.34300E-05	0.001012	0.153095	0.000395	0.0095169	0.002148	6.35421E-06	0.000369	
	September	143.11489	34.68416	0.009076	0.002786	0.008184	0.0057796	0.083410	1.855502	0.000563	5.2446E-04	0.0354860	5.9266E-04	0.0011116	1.52348E-05	0.001193	0.149248	0.000208	0.0206510	0.001237	4.60294E-06	0.000241	
	October	181.50619	43.18755	0.026312	0.001803	0.005095	0.0069310	0.098747	1.454441	0.000115	4.9182E-05	0.0179821	5.9530E-04	0.0013002	8.43628E-06	0.000837	0.090342	0.000172	0.0130472	0.000538	3.24706E-06	0.000555	
	November	240.25605	49.50994	0.069627	0.001492	0.000847	0.0021254	0.117547	0.718992	0.000132	8.6512E-05	0.0086582	4.8430E-04	0.0007004	8.73941E-06	0.000783	0.023834	0.001036	0.0095685	0.000442	9.84890E-06	0.000754	
	December	255.73187	48.58007	0.123415	0.001950	0.002550	0.0040659	0.093652	1.650422	0.000390	8.4595E-05	0.0028240	5.2403E-04	0.0007552	2.45361E-06	0.000648	0.004116	0.000042	0.0007684	0.000393	3.17155E-06	0.000955	
Year 32	January	284.59814	56.27047	0.175928	0.001646	0.009136	0.0059136	0.106131	1.866918	0.000312	1.6551E-04	0.0231812	5.8998E-04	0.0014827	2.09062E-05	0.001085	0.270757	0.000506	0.0668626	0.001283	3.35532E-06	0.000832	
	February	296.77303	61.78248	0.227306	0.001731	0.005549	0.0063296	0.112990	2.014094	0.000139	9.4114E-05	0.0461724	6.5193E-04	0.0022545	4.16517E-05	0.001495	0.549691	0.000759	0.1264899	0.001461	3.48452E-06	0.000760	
	March	374.02409	61.68605	0.202962	0.001896	0.035029	0.0083646	0.117166	2.195456	0.000126	5.1908E-04	0.0156457	7.8772E-04	0.0009010	5.30142E-06	0.000885	0.155250	0.000420	0.0274854	0.000692	3.68154E-06	0.000938	
	April	315.50952	57.10894	0.190351	0.001948	0.001277	0.0057784	0.133438	1.396268	0.000384	3.3099E-04	0.0121196	5.7909E-04	0.0008837	2.15525E-05	0.000651	0.085735	0.000121	0.0081646	0.000571	3.55429E-06	0.000880	
	May	104.48972	24.48679	0.013394	0.002033	0.001183	0.0219144	0.111393	2.010823	0.000523	4.8784E-04	0.0652035	4.8363E-04	0.0022901	2.79190E-05	0.001757	0.633884	0.000072	0.0666231	0.001712	4.76632E-06	0.000240	
	June	138.51519	31.43014	0.003674	0.003120	0.004227	0.0074948	0.106720	1.505163	0.000519	4.3989E-04	0.1063141	3.3268E-04	0.0012053	4.54743E-05	0.001921	0.285577	0.000276	0.0209138	0.001484	1.45101E-05	0.000288	
	July	181.16050	34.78442	0.003420	0.001620	0.003243	0.0044332	0.103559	0.780009	0.000483	5.2041E-04	0.0149828	4.8562E-04	0.0011412	1.92641E-05	0.000838	0.119841	0.000205	0.0129702	0.001131	5.44922E-06	0.000290	
	August	170.14317	35.04326	0.003576	0.003709	0.002345	0.0091242	0.084369	1.354704	0.000471	4.2530E-04	0.0338677	7.8818E-04	0.0008357	1.34300E-05	0.001012	0.153095	0.000395	0.0095169	0.002148	6.35421E-06	0.000369	
	September	143.11489	34.68416	0.008661	0.002748	0.007977	0.0057796	0.083410	1.855502	0.000563	5.2446E-04	0.0354860	5.9266E-04	0.0011116	1.52348E-05	0.001193	0.149248	0.000208	0.0206510	0.001237	4.60294E-06	0.000241	
	October	181.50619	43.18755	0.025510	0.001777	0.004984	0.0069310	0.098747	1.454441	0.000115	4.9182E-05	0.0179821	5.9530E-04	0.0013002	8.43628E-06	0.000837	0.090342	0.000172	0.0130472	0.000538	3.24706E-06	0.000555	
	November	240.25605	49.50994	0.069627	0.001492	0.000847	0.0021254	0.117547	0.718992	0.000132	8.6512E-05	0.0086582	4.8430E-04	0.0007004	8.73941E-06	0.000783	0.023834	0.001036	0.0095685	0.000442	9.84890E-06	0.000754	
	December	255.73187	48.58007	0.123415	0.001950	0.002550	0.0040659	0.093652	1.650422	0.000390	8.4595E-05	0.0028240	5.2403E-04	0.0007552	2.45361E-06	0.000648	0.004116	0.000042	0.0007684	0.000393	3.17155E-06	0.000955	
Year 33	January	284.59814	56.27047	0.175928	0.001646	0.009136	0.0059136	0.106131	1.866918	0.000312	1.6551E-04	0.0231812	5.8998E-04	0.0014827	2.09062E-05	0.001085	0.270757	0.000506	0.0668626	0.001283	3.35532E-06	0.000832	
	February	296.77303	61.78248	0.227306	0.001731	0.005549	0.0063296	0.112990	2.014094	0.000139	9.4114E-05	0.0461724	6.5193E-04	0.0022545	4.16517E-05	0.001495	0.549691	0.000759	0.1264899	0.001461	3.48452E-06	0.000760	
	March	374.02409	61.68605	0.202962	0.001896	0.035029	0.0083646	0.117166	2.195456	0.000126	5.1908E-04	0.0156457	7.8772E-04	0.0009010	5.30142E-06	0.000885	0.155250	0.000420	0.0274854	0.000692	3.68154E-06	0.000938	
	April	315.50952	57.10894	0.189361	0.001925	0.001258	0.0057784	0.133438	1.396268	0.000384	3.3099E-04	0.0121196	5.7909E-04	0.0008837	2.15525E-05	0.000651	0.085735	0.000121	0.0081646	0.000571	3.55429E-06	0.000880	
	May	104.48972	24.48679	0.012808	0.001991	0.001146	0.0219144	0.111393	2.010823	0.000523	4.8784E-04	0.0652035	4.8363E-04	0.0022901	2.79190E-05	0.001757	0.633884	0.000072	0.0666231	0.001712	4.76632E-06	0.000240	
	June	138.51519	31.43014	0.003475	0.003086	0.004092	0.0074948	0.106720	1.505163	0.000519	4.3989E-04	0.1063141	3.3268E-04	0.0012053	4.54743E-05	0.001921	0.285577	0.000276	0.0209138	0.001484	1.45101E-05	0.000288	
	July	181.16050	34.78442	0.003232	0.001597	0.003201	0.0044332	0.103559	0.780009	0.000483	5.2041E-04	0.0149828	4.8562E-04	0.0011412	1.92641E-05	0.000838	0.119841	0.000205	0.0129702	0.001131	5.44922E-06	0.000290	
	August	170.14317	35.04326	0.003390	0.003676	0.002290	0.0091242	0.084369	1.354704	0.000471	4.2530E-04	0.0338677	7.8818E-04	0.0008357	1.34300E-05	0.001012	0.153095	0.000395	0.0095169	0.002148	6.35421E-06	0.000369	
	September	143.11489	34.68416	0.008273	0.002712	0.007784	0.0057796	0.083410	1.855502	0.000563	5.2446E-04	0.0354860	5.9266E-04	0.0011116	1.52348E-05	0.001193	0.149248	0.000208	0.0206510	0.001237	4.60294E-06	0.000241	
	October	181.50619	43.18755	0.024760	0.001753	0.004880	0.0069310	0.098747	1.454441	0.000115	4.9182E-05	0.0179821	5.9530E-04	0.0013002	8.43628E-06	0.000837	0.090342	0.000172	0.0130472	0.000538	3.24706E-06	0.000555	
	November	240.25605	49.50994	0.069627	0.001492	0.000847	0.0021254	0.117547	0.718992	0.000132	8.6512E-05	0.0086582	4.8430E-04	0.0007004	8.73941E-06	0.000783	0.023834	0.001036	0.0095685	0.000442	9.84890E-06	0.000754	
	December	255.73187	48.58007	0.123415	0.001950	0.002550	0.0040659	0.093652	1.650422	0.000390	8.4595E-05	0.0028240	5.2403E-04	0.0007552	2.45361E-06	0.000648	0.004116	0.000042	0.0007684	0.000393	3.17155E-06	0.000955	
Year 34	January	284.59814	56.27047	0.175928	0.001646	0.009136	0.0059136	0.106131	1.866918	0.000312	1.6551E-04	0.0231812	5.8998E-04	0.0014827	2.09062E-05	0.001085	0.270757	0.000506	0.0668626	0.001283	3.35532E-06	0.000832	
	February	296.77303	61.78248	0.227306	0.001731	0.005549	0.0063296	0.112990	2.014094	0.000139	9.4114E-05	0.0461724	6.5193E-04	0.0022545	4.16517E-05	0.001495	0.549691	0.000759	0.1264899	0.001461	3.48452E-06	0.000760	
	March	374.02409	61.68605	0.202962	0.001896	0.035029	0.0083646	0.117166	2.195456	0.000126	5.1908E-04	0.0156457	7.8772E-04	0.0009010	5.30142E-06	0.000885	0.155250	0.000420	0.0274854	0.000692	3.68154E-06	0.000938	
	April	315.50952																					

		Uranium (U) Total	Zinc (Zn) Total	Dissolved Organic Carbon
		mg/L	mg/L	mg/L
Year 31	January	0.003257	0.000553	1.431196
	February	0.003340	0.002650	0.935289
	March	0.003197	0.000393	0.870590
	April	0.003997	0.000545	2.937454
	May	0.001910	0.005797	4.682372
	June	0.001354	0.002021	3.956799
	July	0.001553	0.000438	5.280584
	August	0.001607	0.002070	7.042450
	September	0.001351	0.000568	5.086515
	October	0.002076	0.000236	3.572517
	November	0.002308	0.000247	1.849414
	December	0.002693	0.000048	1.275301
Year 32	January	0.003257	0.000553	1.431196
	February	0.003340	0.002650	0.935289
	March	0.003197	0.000393	0.870590
	April	0.003997	0.000545	2.937454
	May	0.001910	0.005797	4.682372
	June	0.001354	0.002021	3.956799
	July	0.001553	0.000438	5.280584
	August	0.001607	0.002070	7.042450
	September	0.001351	0.000568	5.086515
	October	0.002076	0.000236	3.572517
	November	0.002308	0.000247	1.849414
	December	0.002693	0.000048	1.275301
Year 33	January	0.003257	0.000553	1.431196
	February	0.003340	0.002650	0.935289
	March	0.003197	0.000393	0.870590
	April	0.003997	0.000545	2.937454
	May	0.001910	0.005797	4.682372
	June	0.001354	0.002021	3.956799
	July	0.001553	0.000438	5.280584
	August	0.001607	0.002070	7.042450
	September	0.001351	0.000568	5.086515
	October	0.002076	0.000236	3.572517
	November	0.002308	0.000247	1.849414
	December	0.002693	0.000048	1.275301
Year 34	January	0.003257	0.000553	1.431196
	February	0.003340	0.002650	0.935289
	March	0.003197	0.000393	0.870590
	April	0.003997	0.000545	2.937454
	May	0.001910	0.005797	4.682372
	June	0.001354	0.002021	3.956799
	July	0.001553	0.000438	5.280584
	August	0.001607	0.002070	7.042450
	September	0.001351	0.000568	5.086515
	October	0.002076	0.000236	3.572517
	November	0.002308	0.000247	1.849414
	December	0.002693	0.000048	1.275301

		Hardness (from Total)	Sulphate dissolved	Nitrate (N)	Nitrite (N)	Ammonia (N)	Phosphorus (P)	Fluoride (F)	Chloride (Cl)	Cyanide Total	Cyanide Weak Acid Dissociable	Aluminum (Al) Total	Antimony (Sb) Total	Arsenic (As) Total	Cadmium (Cd) Total	Copper (Cu) Total	Iron (Fe) Total	Lead (Pb) Total	Manganese (Mn) Total	Nickel (Ni) Total	Silver (Ag) Total	Selenium (Se) Total	
		mg/L	mg/L	mg/L	mg/L	mg/L	mg/L	mg/L	mg/L	mg/L	mg/L	mg/L	mg/L	mg/L	mg/L	mg/L	mg/L	mg/L	mg/L	mg/L	mg/L	mg/L	mg/L
Year 35	January	284.59814	56.27047	0.175928	0.001646	0.009136	0.0059136	0.106131	1.866918	0.000312	1.6551E-04	0.0231812	5.8998E-04	0.0014827	2.09062E-05	0.001085	0.270757	0.000506	0.0668626	0.001283	3.35532E-06	0.000832	
	February	296.77303	61.78248	0.227306	0.001731	0.005549	0.0063296	0.112990	2.014094	0.000139	9.4114E-05	0.0461724	6.5193E-04	0.0022545	4.16517E-05	0.001495	0.549691	0.000759	0.1264899	0.001461	3.48452E-06	0.000760	
	March	374.02409	61.68605	0.202962	0.001896	0.035029	0.0083646	0.117166	2.195456	0.000126	5.1908E-04	0.0156457	7.8772E-04	0.0009010	5.30142E-06	0.000885	0.155250	0.000420	0.0274854	0.000692	3.68154E-06	0.000938	
	April	315.50952	57.10894	0.187568	0.001884	0.001223	0.0057784	0.133438	1.396268	0.000384	3.3099E-04	0.0121196	5.7909E-04	0.0008837	2.15525E-05	0.000651	0.085735	0.000121	0.0081646	0.000571	3.55429E-06	0.000880	
	May	104.48972	24.48679	0.011746	0.001915	0.001078	0.0219144	0.111393	2.010823	0.000523	4.8784E-04	0.0652035	4.8363E-04	0.0022901	2.79190E-05	0.001757	0.633884	0.000072	0.0666231	0.001712	4.76632E-06	0.000240	
	June	138.51519	31.43014	0.003115	0.003023	0.003847	0.0074948	0.106720	1.505163	0.000519	4.3989E-04	0.1063141	3.3268E-04	0.0012053	4.54743E-05	0.001921	0.285577	0.000276	0.0209138	0.001484	1.45101E-05	0.000288	
	July	181.16050	34.78442	0.002892	0.001555	0.003124	0.0044332	0.103559	0.780009	0.000483	5.2041E-04	0.0149828	4.8562E-04	0.0011412	1.92641E-05	0.000838	0.119841	0.000205	0.0129702	0.001131	5.44922E-06	0.000290	
	August	170.14317	35.04326	0.003053	0.003617	0.002191	0.0091242	0.084369	1.354704	0.000471	4.2530E-04	0.0338677	7.8818E-04	0.0008357	1.34300E-05	0.001012	0.153095	0.000395	0.0095169	0.002148	6.35421E-06	0.000369	
	September	143.11489	34.68416	0.007569	0.002646	0.007433	0.0057796	0.083410	1.855502	0.000563	5.2446E-04	0.0354860	5.9266E-04	0.0011116	1.52348E-05	0.001193	0.149248	0.000208	0.0206510	0.001237	4.60294E-06	0.000241	
	October	181.50619	43.18755	0.023401	0.001710	0.004692	0.0069310	0.098747	1.454441	0.000115	4.9182E-05	0.0179821	5.9530E-04	0.0013002	8.43628E-06	0.000837	0.090342	0.000172	0.0130472	0.000538	3.24706E-06	0.000555	
	November	240.25605	49.50994	0.069627	0.001492	0.000847	0.0021254	0.117547	0.718992	0.000132	8.6512E-05	0.0086582	4.8430E-04	0.0007004	8.73941E-06	0.000783	0.023834	0.001036	0.0095685	0.000442	9.84890E-06	0.000754	
	December	255.73187	48.58007	0.123415	0.001950	0.002550	0.0040659	0.093652	1.650422	0.000390	8.4595E-05	0.0028240	5.2403E-04	0.0007552	2.45361E-06	0.000648	0.004116	0.000042	0.0007684	0.000393	3.17155E-06	0.000955	
Year 36	January	284.59814	56.27047	0.175928	0.001646	0.009136	0.0059136	0.106131	1.866918	0.000312	1.6551E-04	0.0231812	5.8998E-04	0.0014827	2.09062E-05	0.001085	0.270757	0.000506	0.0668626	0.001283	3.35532E-06	0.000832	
	February	296.77303	61.78248	0.227306	0.001731	0.005549	0.0063296	0.112990	2.014094	0.000139	9.4114E-05	0.0461724	6.5193E-04	0.0022545	4.16517E-05	0.001495	0.549691	0.000759	0.1264899	0.001461	3.48452E-06	0.000760	
	March	374.02409	61.68605	0.202962	0.001896	0.035029	0.0083646	0.117166	2.195456	0.000126	5.1908E-04	0.0156457	7.8772E-04	0.0009010	5.30142E-06	0.000885	0.155250	0.000420	0.0274854	0.000692	3.68154E-06	0.000938	
	April	315.50952	57.10894	0.186757	0.001865	0.001207	0.0057784	0.133438	1.396268	0.000384	3.3099E-04	0.0121196	5.7909E-04	0.0008837	2.15525E-05	0.000651	0.085735	0.000121	0.0081646	0.000571	3.55429E-06	0.000880	
	May	104.48972	24.48679	0.011266	0.001881	0.001048	0.0219144	0.111393	2.010823	0.000523	4.8784E-04	0.0652035	4.8363E-04	0.0022901	2.79190E-05	0.001757	0.633884	0.000072	0.0666231	0.001712	4.76632E-06	0.000240	
	June	138.51519	31.43014	0.002952	0.002995	0.003736	0.0074948	0.106720	1.505163	0.000519	4.3989E-04	0.1063141	3.3268E-04	0.0012053	4.54743E-05	0.001921	0.285577	0.000276	0.0209138	0.001484	1.45101E-05	0.000288	
	July	181.16050	34.78442	0.002738	0.001536	0.003089	0.0044332	0.103559	0.780009	0.000483	5.2041E-04	0.0149828	4.8562E-04	0.0011412	1.92641E-05	0.000838	0.119841	0.000205	0.0129702	0.001131	5.44922E-06	0.000290	
	August	170.14317	35.04326	0.002901	0.003590	0.002146	0.0091242	0.084369	1.354704	0.000471	4.2530E-04	0.0338677	7.8818E-04	0.0008357	1.34300E-05	0.001012	0.153095	0.000395	0.0095169	0.002148	6.35421E-06	0.000369	
	September	143.11489	34.68416	0.007251	0.002617	0.007275	0.0057796	0.083410	1.855502	0.000563	5.2446E-04	0.0354860	5.9266E-04	0.0011116	1.52348E-05	0.001193	0.149248	0.000208	0.0206510	0.001237	4.60294E-06	0.000241	
	October	181.50619	43.18755	0.022786	0.001691	0.004607	0.0069310	0.098747	1.454441	0.000115	4.9182E-05	0.0179821	5.9530E-04	0.0013002	8.43628E-06	0.000837	0.090342	0.000172	0.0130472	0.000538	3.24706E-06	0.000555	
	November	240.25605	49.50994	0.069627	0.001492	0.000847	0.0021254	0.117547	0.718992	0.000132	8.6512E-05	0.0086582	4.8430E-04	0.0007004	8.73941E-06	0.000783	0.023834	0.001036	0.0095685	0.000442	9.84890E-06	0.000754	
	December	255.73187	48.58007	0.123415	0.001950	0.002550	0.0040659	0.093652	1.650422	0.000390	8.4595E-05	0.0028240	5.2403E-04	0.0007552	2.45361E-06	0.000648	0.004116	0.000042	0.0007684	0.000393	3.17155E-06	0.000955	

		Uranium (U) Total	Zinc (Zn) Total	Dissolved Organic Carbon
		mg/L	mg/L	mg/L
Year 35	January	0.003257	0.000553	1.431196
	February	0.003340	0.002650	0.935289
	March	0.003197	0.000393	0.870590
	April	0.003997	0.000545	2.937454
	May	0.001910	0.005797	4.682372
	June	0.001354	0.002021	3.956799
	July	0.001553	0.000438	5.280584
	August	0.001607	0.002070	7.042450
	September	0.001351	0.000568	5.086515
	October	0.002076	0.000236	3.572517
	November	0.002308	0.000247	1.849414
	December	0.002693	0.000048	1.275301
Year 36	January	0.003257	0.000553	1.431196
	February	0.003340	0.002650	0.935289
	March	0.003197	0.000393	0.870590
	April	0.003997	0.000545	2.937454
	May	0.001910	0.005797	4.682372
	June	0.001354	0.002021	3.956799
	July	0.001553	0.000438	5.280584
	August	0.001607	0.002070	7.042450
	September	0.001351	0.000568	5.086515
	October	0.002076	0.000236	3.572517
	November	0.002308	0.000247	1.849414
	December	0.002693	0.000048	1.275301

		Hardness (from Total)	Sulphate dissolved	Nitrate (N)	Nitrite (N)	Ammonia (N)	Phosphorus (P)	Fluoride (F)	Chloride (Cl)	Cyanide Total	Cyanide Weak Acid Dissociable	Aluminum (Al) Total	Antimony (Sb) Total	Arsenic (As) Total	Cadmium (Cd) Total	Copper (Cu) Total	Iron (Fe) Total	Lead (Pb) Total	Manganese (Mn) Total	Nickel (Ni) Total	Silver (Ag) Total	Selenium (Se) Total	
		mg/L	mg/L	mg/L	mg/L	mg/L	mg/L	mg/L	mg/L	mg/L	mg/L	mg/L	mg/L	mg/L	mg/L	mg/L	mg/L	mg/L	mg/L	mg/L	mg/L	mg/L	mg/L
Year -2	January	283.50000	42.80000	0.204500	0.001000	0.009150	0.0028000	0.105000	0.670000	0.000380	2.5000E-04	0.0214000	6.9000E-05	0.0012445	2.70000E-05	0.000706	0.293300	0.000223	0.0523245	0.001121	2.50000E-06	0.001017	
	February	294.00000	46.10000	0.252000	0.001000	0.009900	0.0031000	0.110000	0.750000	0.000250	2.5000E-04	0.0420000	7.4000E-05	0.0019300	4.90000E-05	0.001070	0.570000	0.000443	0.1040000	0.001570	2.50000E-06	0.000874	
	March	376.00000	44.50000	0.272000	0.001000	0.039400	0.0030000	0.110000	0.550000	0.000250	6.0000E-04	0.0082100	6.0000E-05	0.0004980	1.10000E-05	0.000339	0.069400	0.000021	0.0071000	0.000698	2.50000E-06	0.001330	
	April	302.00000	42.80000	0.201000	0.001000	0.002500	0.0032000	0.120000	0.410000	0.000510	5.0000E-04	0.0078000	6.5000E-05	0.0006540	1.22000E-05	0.000314	0.094000	0.000025	0.0049800	0.000820	2.50000E-06	0.000866	
	May	166.00000	23.40000	0.029000	0.001000	0.007400	0.0152000	0.120000	1.200000	0.000600	5.6000E-04	0.0619000	7.8000E-05	0.0016850	1.60000E-05	0.001230	0.632000	0.000038	0.0550500	0.001840	3.80000E-06	0.000371	
	June	116.08011	20.57005	0.000041	0.002075	0.000412	0.0051621	0.097466	0.728354	0.000511	4.3220E-04	0.1035692	1.0219E-04	0.0007307	1.65383E-05	0.001710	0.276691	0.000222	0.0028232	0.001321	1.38557E-05	0.000106	
	July	179.16143	30.34061	0.000349	0.000900	0.010142	0.0035680	0.102413	0.239955	0.000426	4.8553E-04	0.0124655	1.3260E-04	0.0009790	3.04415E-06	0.000627	0.105137	0.000133	0.0303174	0.000945	4.54552E-06	0.000084	
	August	148.25561	23.76994	0.000390	0.002794	0.004079	0.0084097	0.073601	0.464292	0.000426	3.6390E-04	0.0294532	2.4062E-04	0.0007339	1.84454E-05	0.000696	0.278582	0.000203	0.0125708	0.001935	5.20910E-06	0.000078	
	September	128.84074	23.88939	0.002763	0.001774	0.004543	0.0060376	0.076238	0.849924	0.000571	5.2925E-04	0.0350300	1.0148E-04	0.0006758	4.95428E-06	0.001005	0.145896	0.000128	0.0195725	0.001060	3.26877E-06	0.000074	
	October	74.82300	15.89180	0.010504	0.000339	0.002273	0.0027672	0.040405	0.207268	0.000021	1.9956E-05	0.0081002	3.1199E-05	0.0004141	1.02037E-05	0.000320	0.045289	0.000016	0.0042040	0.000129	8.47057E-07	0.000184	
	November	98.49076	19.48022	0.030684	0.000358	0.001573	0.0006876	0.049881	0.019378	0.000025	1.9834E-05	0.0030541	3.2962E-05	0.0002139	4.27873E-06	0.000221	0.017868	0.000396	0.0034647	0.000136	4.91219E-06	0.000278	
	December	110.11843	20.22936	0.051926	0.000983	0.003462	0.0010681	0.040875	0.216723	0.000131	1.7577E-05	0.0007180	4.0866E-05	0.0003033	1.56932E-06	0.000154	0.009016	0.000001	0.0019042	0.000198	9.09552E-07	0.000368	
Year -1	January	131.67636	25.77255	0.076609	0.000774	0.009311	0.0019981	0.050339	0.302062	0.000121	7.0659E-05	0.0087984	4.7484E-05	0.0006325	1.30801E-05	0.000330	0.133379	0.000096	0.1417805	0.000666	1.00139E-06	0.000366	
	February	140.59395	29.75888	0.099077	0.000885	0.009274	0.0021718	0.055371	0.301413	0.000025	2.0167E-05	0.0183820	5.4942E-05	0.0009987	2.44600E-05	0.000500	0.269255	0.000195	0.2139046	0.000733	1.05419E-06	0.000276	
	March	189.50295	35.45815	0.094647	0.001779	0.017647	0.0037160	0.063902	0.236817	0.000018	1.8849E-04	0.0045848	8.5972E-05	0.0006225	5.43753E-06	0.000218	0.517615	0.000010	0.1740691	0.000608	1.07737E-06	0.000379	
	April	257.56303	41.88217	0.140391	0.000972	0.001229	0.0029081	0.108042	0.184411	0.000297	2.4403E-04	0.0067299	6.3294E-05	0.0006141	6.29066E-06	0.000255	0.137058	0.000010	0.0252477	0.000406	1.97613E-06	0.000496	
	May	91.70896	14.75980	0.003336	0.000884	0.000851	0.0191897	0.107052	1.221058	0.000575	4.9092E-04	0.0796352	7.5766E-05	0.0017405	6.39418E-06	0.001673	0.719457	0.000040	0.0537459	0.001620	4.04282E-06	0.000062	
	June	123.63997	23.04497	0.000045	0.002137	0.002328	0.0052609	0.099990	0.749944	0.000516	4.3651E-04	0.1046034	1.0384E-04	0.0007603	1.68081E-05	0.001728	0.279459	0.000224	0.0072079	0.001342	1.40235E-05	0.000107	
	July	167.39999	27.28250	0.000370	0.000891	0.002747	0.0027867	0.098724	0.165362	0.000468	5.3318E-04	0.0136326	1.3247E-04	0.0009887	2.75895E-06	0.000677	0.115407	0.000146	0.0089868	0.000957	4.74628E-06	0.000090	
	August	144.94282	21.71243	0.000399	0.002875	0.002015	0.0082323	0.072854	0.445816	0.000445	3.8047E-04	0.0306450	2.4584E-04	0.0005542	7.93425E-06	0.000723	0.209086	0.000207	0.0068701	0.001933	5.33247E-06	0.000081	
	September	121.62354	21.83701	0.002859	0.001703	0.002744	0.0049940	0.074434	0.848685	0.000594	5.5106E-04	0.0364543	1.0265E-04	0.0006728	5.08472E-06	0.001044	0.151882	0.000133	0.0120538	0.001053	3.30045E-06	0.000077	
	October	70.01035	14.41274	0.009955	0.000327	0.001790	0.0023534	0.038830	0.193335	0.000022	2.0307E-05	0.0082212	3.1137E-05	0.0004062	7.46064E-06	0.000295	0.046080	0.000016	0.0033433	0.000107	8.17990E-07	0.000163	
	November	97.38145	18.92383	0.030613	0.000354	0.001397	0.0006396	0.049487	0.016934	0.000025	1.9964E-05	0.0030526	3.2713E-05	0.0002130	4.08061E-06	0.000218	0.017865	0.000398	0.0032376	0.000131	4.92797E-06	0.000275	
	December	110.11843	20.22936	0.051926	0.000983	0.003462	0.0010681	0.040875	0.216723	0.000131	1.7577E-05	0.0007180	4.0866E-05	0.0003033	1.56932E-06	0.000154	0.009016	0.000001	0.0019042	0.000198	9.09552E-07	0.000368	
Year 1	January	256.67276	53.27515	0.212845	0.003224	0.010629	0.0025756	0.096303	0.425470	0.000378	2.2969E-04	0.0453393	4.6764E-04	0.0015063	1.19903E-04	0.000747	0.267877	0.000377	0.0999485	0.001742	3.13879E-06	0.001248	
	February	267.28576	57.06634	0.266074	0.003198	0.007045	0.0027361	0.102695	0.413673	0.000195	1.5322E-04	0.0660553	4.6858E-04	0.0022567	1.41011E-04	0.001111	0.542091	0.000594	0.1521237	0.001774	3.13920E-06	0.001035	
	March	330.83463	50.74349	0.230464	0.003167	0.034324	0.0040780	0.105651	0.212022	0.000175	5.8084E-04	0.0366740	4.6727E-04	0.0008916	5.36320E-05	0.000421	0.136341	0.000190	0.0295437	0.000930	2.95988E-06	0.001123	
	April	299.78947	55.62679	0.218528	0.003087	0.001725	0.0028437	0.127313	0.192516	0.000468	4.1073E-04	0.0325751	4.2521E-04	0.0008898	5.64410E-05	0.000372	0.081247	0.000160	0.0154268	0.000993	3.43029E-06	0.001088	
	May	107.80527	27.97067	0.022440	0.003071	0.004392	0.0178999	0.104981	1.068692	0.000606	5.6958E-04	0.0816958	4.3543E-04	0.0018585	7.72618E-05	0.001475	0.582229	0.000167	0.1045349	0.002094	4.50515E-06	0.000332	
	June	138.73491	34.52265	0.007214	0.003967	0.006140	0.0060194	0.102855	0.727679	0.000598	5.1784E-04	0.1172195	4.1492E-04	0.0009934	1.01230E-04	0.001673	0.270358	0.000323	0.0547458	0.001842	1.37411E-05	0.000434	
	July	175.06488	38.79590	0.010503	0.002812	0.007740	0.0033992	0.099275	0.190015	0.000552	5.7815E-04	0.0330299	4.4360E-04	0.0012186	7.10332E-05	0.000708	1.20976	0.000257	0.0363943	0.001481	5.48402E-06	0.000450	
	August	156.59041	36.83632	0.007214	0.004821	0.003171	0.0078137	0.077026	0.468162	0.000552	5.0115E-04	0.0525050	5.9488E-04	0.0007282	4.73553E-05	0.000787	0.146613	0.000340	0.0278502	0.002431	6.02753E-06	0.000450	
	September	124.35192	35.20186	0.015411	0.003916	0.010149	0.0041400	0.073959	0.824144	0.000620	5.6690E-04	0.0558335	4.8338E-04	0.0009457	6.60378E-05	0.000955	0.144703	0.000259	0.0535759	0.001558	4.20574E-06	0.000310	
	October	147.73198	42.56008	0.045322	0.003354	0.007458	0.0044835	0.084194	0.382556	0.000195	1.3663E-04	0.0409399	4.9454E-04	0.0011884	4.63506E-05	0.000555	0.083953	0.000185	0.0248964	0.000904	3.01155E-06	0.000665	
	November	212.97137	49.99331	0.111779	0.003374	0.001643	0.0013289	0.107246	0.038896	0.000203	1.5961E-04	0.0323872	4.8987E-04	0.0008305	4.88457E-05	0.000529	0.031959	0.000994	0.0173004	0.000831	1.18332E-05	0.001055	
	December	223.95307	46.80677	0.159708	0.003726	0.005106	0.0019068	0.082520	0.387692	0.000433	1.4925E-04	0.0141600	4.6702E-04	0.0008361	2.23656E-05	0.000360	0.010782	0.000026	0.0018871	0.000731	3.06606E-06	0.001258	
Year 2	January	256.64863	53.27023	0.212826	0.003224	0.010627	0.0025756	0.096297	0.425398	0.000378	2.2962E-04	0.0453417	4.6764E-04	0.0015063	1.19884E-04	0.000747	0.267868	0.000377	0.0999384	0.001742	3.14115E-06	0.001248	
	February	267.25511	57.05983	0.266050	0.003198	0.007043	0.0027361	0.102688	0.413568	0.000195	1.5318E-04	0.0660603	4.6859E-04	0.0022566	1.40980E-04	0.001111	0.542074	0.000594	0.1521054	0.001774	3.14263E-06	0.001035	
	March	330.79260	50.73505	0.230445	0.003167	0.034322	0.0040780	0.105642	0.211952	0.000174	5.8078E-04	0.0366822	4.6728E-04	0.0008916	5.36185E-05	0.000421	0.136206	0.000190	0.0295375	0.000930	2.96456E-06	0.001123	
	April	299.83775	55.67755																				

		Uranium (U) Total	Zinc (Zn) Total	Dissolved Organic Carbon
		mg/L	mg/L	mg/L
Year -2	January	0.003400	0.002245	1.560000
	February	0.003550	0.004210	1.480000
	March	0.003760	0.000530	1.230000
	April	0.003430	0.000500	3.310000
	May	0.002450	0.002800	4.610000
	June	0.000278	0.000491	3.987393
	July	0.000852	0.000122	5.123587
	August	0.000624	0.003086	7.112672
	September	0.000538	0.000444	5.337321
	October	0.000510	0.000529	1.556320
	November	0.000906	0.000218	0.824960
	December	0.001314	0.000068	0.703423
Year -1	January	0.001808	0.000951	0.814716
	February	0.001991	0.002242	0.460862
	March	0.002568	0.000486	0.918327
	April	0.002563	0.000240	2.647698
	May	0.000466	0.004852	5.158340
	June	0.000313	0.000500	4.056844
	July	0.000602	0.000133	5.385984
	August	0.000518	0.001342	7.326833
	September	0.000433	0.000459	5.450520
	October	0.000473	0.000417	1.553939
	November	0.000884	0.000218	0.819757
	December	0.001314	0.000068	0.703423
Year 1	January	0.004584	0.009488	1.310412
	February	0.004720	0.015094	0.681978
	March	0.004532	0.002791	0.689627
	April	0.004533	0.002198	2.755925
	May	0.002305	0.015525	4.363921
	June	0.001909	0.010459	3.707870
	July	0.002073	0.003689	4.904965
	August	0.002060	0.011421	6.399102
	September	0.001768	0.008643	4.466350
	October	0.002746	0.004092	3.028126
	November	0.003289	0.003255	1.475204
	December	0.003751	0.001078	0.997362
Year 2	January	0.004583	0.009484	1.310215
	February	0.004720	0.015085	0.681950
	March	0.004531	0.002789	0.689550
	April	0.004553	0.002198	2.755430
	May	0.002383	0.015525	4.362280
	June	0.001947	0.010459	3.707243
	July	0.002158	0.003689	4.904146
	August	0.002169	0.011425	6.397888
	September	0.001874	0.008642	4.465033
	October	0.002869	0.004093	3.027364
	November	0.003289	0.003253	1.474890
	December	0.003750	0.001078	0.996979

		Hardness (from Total)	Sulphate dissolved	Nitrate (N)	Nitrite (N)	Ammonia (N)	Phosphorus (P)	Fluoride (F)	Chloride (Cl)	Cyanide Total	Cyanide Weak Acid Dissociable	Aluminum (Al) Total	Antimony (Sb) Total	Arsenic (As) Total	Cadmium (Cd) Total	Copper (Cu) Total	Iron (Fe) Total	Lead (Pb) Total	Manganese (Mn) Total	Nickel (Ni) Total	Silver (Ag) Total	Selenium (Se) Total
		mg/L	mg/L	mg/L	mg/L	mg/L	mg/L	mg/L	mg/L	mg/L	mg/L	mg/L	mg/L	mg/L	mg/L	mg/L	mg/L	mg/L	mg/L	mg/L	mg/L	mg/L
Year 3	January	256.60670	53.26168	0.212794	0.003224	0.010623	0.0025756	0.096286	0.425273	0.000378	2.2951E-04	0.0453459	4.6765E-04	0.0015063	1.19850E-04	0.000748	0.267851	0.000377	0.0999209	0.001742	3.14526E-06	0.001248
	February	267.20440	57.04907	0.266010	0.003198	0.007040	0.0027361	0.102676	0.413393	0.000195	1.5312E-04	0.0660684	4.6860E-04	0.0022565	1.40928E-04	0.001111	0.542045	0.000594	0.1520750	0.001774	3.14831E-06	0.001035
	March	330.72019	50.72050	0.230413	0.003166	0.034318	0.0040780	0.105628	0.211832	0.000174	5.8067E-04	0.0366961	4.6729E-04	0.0008915	5.35953E-05	0.000422	0.135972	0.000190	0.0295266	0.000930	2.97262E-06	0.001123
	April	299.84537	55.71347	0.250379	0.003819	0.002315	0.0028889	0.127645	0.239938	0.000467	4.1058E-04	0.0327686	4.3249E-04	0.0008915	5.64602E-05	0.000374	0.081118	0.000160	0.0154704	0.000994	3.45383E-06	0.001091
	May	108.34294	28.38156	0.039833	0.004305	0.005491	0.0180798	0.106416	1.263844	0.000605	5.6908E-04	0.0822981	4.6532E-04	0.0018653	7.73804E-05	0.001480	0.581877	0.000167	0.1054672	0.002100	4.57626E-06	0.000340
	June	139.01699	34.75022	0.013669	0.005138	0.010623	0.0060887	0.103693	0.841396	0.000598	5.1734E-04	0.1176633	4.3233E-04	0.0009976	1.01351E-04	0.001676	0.270260	0.000323	0.0552502	0.001846	1.37884E-05	0.000440
	July	175.61180	39.20991	0.018351	0.004117	0.009782	0.0035053	0.100763	0.392395	0.000552	5.7776E-04	0.0336059	4.7449E-04	0.0012259	7.11348E-05	0.000713	0.120914	0.000258	0.0369895	0.001487	5.55333E-06	0.000463
	August	157.35512	37.40949	0.014609	0.006330	0.005354	0.0078925	0.079060	0.743685	0.000551	5.0065E-04	0.0534916	6.3690E-04	0.0007383	4.74417E-05	0.000794	0.146570	0.000342	0.0282358	0.002439	6.12111E-06	0.000465
	September	125.25447	35.88776	0.031872	0.005804	0.018353	0.0042877	0.076400	1.157828	0.000619	5.6636E-04	0.0563582	5.2145E-04	0.0009579	6.60970E-05	0.000961	0.144651	0.000260	0.0544320	0.001567	4.32158E-06	0.000320
	October	148.64110	43.23553	0.081704	0.004975	0.011735	0.0046946	0.086559	0.676325	0.000195	1.3640E-04	0.0421688	5.3223E-04	0.0012003	4.64245E-05	0.000562	0.083923	0.000187	0.0253173	0.000914	3.11916E-06	0.000685
	November	212.87363	49.96963	0.111722	0.003373	0.001642	0.0013289	0.107220	0.038725	0.000203	1.5949E-04	0.0324068	4.8988E-04	0.0008304	4.87839E-05	0.000530	0.031878	0.000994	0.0172828	0.000831	1.18450E-05	0.001054
	December	223.87542	46.78803	0.159644	0.003725	0.005104	0.0019072	0.082511	0.387568	0.000433	1.4915E-04	0.0141672	4.6703E-04	0.0008360	2.23467E-05	0.000361	0.010772	0.000026	0.0018867	0.000731	3.07721E-06	0.001258
Year 4	January	256.57316	53.25483	0.212769	0.003224	0.010620	0.0025757	0.096278	0.425173	0.000378	2.2942E-04	0.0453492	4.6765E-04	0.0015062	1.19823E-04	0.000748	0.267837	0.000377	0.0999070	0.001742	3.14854E-06	0.001248
	February	267.16625	57.04097	0.265980	0.003197	0.007038	0.0027360	0.102668	0.413262	0.000195	1.5307E-04	0.0660746	4.6860E-04	0.0022565	1.40889E-04	0.001112	0.542023	0.000594	0.1520521	0.001774	3.15258E-06	0.001035
	March	330.67425	50.71127	0.230392	0.003166	0.034316	0.0040779	0.105619	0.211755	0.000174	5.8060E-04	0.0367050	4.6730E-04	0.0008915	5.35805E-05	0.000423	0.135824	0.000190	0.0295198	0.000930	2.97774E-06	0.001123
	April	299.92703	55.78639	0.269965	0.004269	0.002678	0.0029233	0.127907	0.276204	0.000467	4.1053E-04	0.0329093	4.3804E-04	0.0008929	5.64817E-05	0.000375	0.081071	0.000160	0.0155072	0.000995	3.46781E-06	0.001093
	May	108.78215	28.69333	0.049841	0.005014	0.006124	0.0182153	0.107493	1.409109	0.000605	5.6891E-04	0.0827481	4.8751E-04	0.0018706	7.75032E-05	0.001483	0.581763	0.000167	0.1061727	0.002104	4.62267E-06	0.000346
	June	139.28389	34.93950	0.017390	0.005814	0.013208	0.0061428	0.104357	0.930676	0.000598	5.1720E-04	0.1179992	4.4596E-04	0.0010009	1.01470E-04	0.001679	0.270236	0.000323	0.0556540	0.001848	1.38176E-05	0.000446
	July	176.08378	39.53805	0.022685	0.004837	0.010911	0.0035860	0.101902	0.545895	0.000552	5.7767E-04	0.0340331	4.9790E-04	0.0012315	7.12510E-05	0.000717	0.120901	0.000258	0.0374474	0.001492	5.59957E-06	0.000473
	August	157.94580	37.81955	0.018439	0.007112	0.006485	0.0079475	0.080479	0.934615	0.000551	5.0054E-04	0.0541609	6.6601E-04	0.0007453	4.75167E-05	0.000799	0.146564	0.000344	0.0285051	0.002445	6.17855E-06	0.000475
	September	125.96046	36.37593	0.039894	0.006724	0.022351	0.0043882	0.078086	1.385108	0.000619	5.6626E-04	0.0567071	5.4732E-04	0.0009662	6.61812E-05	0.000965	0.144644	0.000260	0.0550227	0.001573	4.38955E-06	0.000327
	October	149.33384	43.70845	0.098769	0.005735	0.013740	0.0048379	0.088183	0.874896	0.000195	1.3637E-04	0.0429799	5.5766E-04	0.0012083	4.64862E-05	0.000567	0.083923	0.000188	0.0256039	0.000920	3.18278E-06	0.000699
	November	212.86643	49.96789	0.111718	0.003373	0.001642	0.0013289	0.107218	0.038713	0.000203	1.5949E-04	0.0324083	4.8988E-04	0.0008304	4.87794E-05	0.000530	0.031872	0.000994	0.0172815	0.000831	1.18459E-05	0.001054
	December	223.87338	46.78754	0.159643	0.003725	0.005104	0.0019072	0.082511	0.387565	0.000433	1.4915E-04	0.0141674	4.6703E-04	0.0008360	2.23462E-05	0.000361	0.010771	0.000026	0.0018867	0.000731	3.07750E-06	0.001258
Year 5	January	256.57279	53.25476	0.212768	0.003224	0.010620	0.0025757	0.096278	0.425172	0.000378	2.2942E-04	0.0453492	4.6765E-04	0.0015062	1.19822E-04	0.000748	0.267837	0.000377	0.0999068	0.001742	3.14858E-06	0.001248
	February	267.15959	57.03955	0.265975	0.003197	0.007038	0.0027360	0.102666	0.413239	0.000194	1.5307E-04	0.0660756	4.6860E-04	0.0022564	1.40883E-04	0.001112	0.542019	0.000594	0.1520481	0.001774	3.15333E-06	0.001035
	March	330.65626	50.70766	0.230384	0.003166	0.034315	0.0040779	0.105615	0.211725	0.000174	5.8058E-04	0.0367085	4.6730E-04	0.0008915	5.35748E-05	0.000423	0.135766	0.000190	0.0295171	0.000930	2.97974E-06	0.001123
	April	299.99267	55.84180	0.285064	0.004616	0.002958	0.0029490	0.128105	0.303387	0.000467	4.1049E-04	0.0330140	4.4220E-04	0.0008939	5.64985E-05	0.000376	0.081042	0.000160	0.0155351	0.000996	3.47782E-06	0.001095
	May	109.09433	28.91858	0.057548	0.005561	0.006611	0.0183133	0.108272	1.514520	0.000605	5.6875E-04	0.0830744	5.0363E-04	0.0018743	7.75866E-05	0.001486	0.581655	0.000168	0.1066827	0.002108	4.65744E-06	0.000350
	June	139.43699	35.05644	0.020045	0.006296	0.015052	0.0061775	0.104779	0.987773	0.000597	5.1702E-04	0.1182189	4.5470E-04	0.0010030	1.01537E-04	0.001680	0.270200	0.000323	0.0559093	0.001850	1.38393E-05	0.000449
	July	176.31445	39.71262	0.025498	0.005305	0.011643	0.0036308	0.102529	0.631225	0.000551	5.7750E-04	0.0342759	5.1092E-04	0.0012346	7.12939E-05	0.000719	0.120875	0.000258	0.0376984	0.001495	5.62879E-06	0.000478
	August	158.21642	38.03356	0.020908	0.007615	0.007213	0.0079774	0.081251	1.039603	0.000551	5.0028E-04	0.0545418	6.8203E-04	0.0007492	4.75444E-05	0.000802	0.146540	0.000344	0.0286513	0.002448	6.21674E-06	0.000480
	September	126.23020	36.60657	0.045063	0.007317	0.024928	0.0044403	0.078934	1.502728	0.000619	5.6593E-04	0.0568965	5.6077E-04	0.0009706	6.61788E-05	0.000968	0.144610	0.000261	0.0553204	0.001576	4.43619E-06	0.000330
	October	149.57376	43.91360	0.109485	0.006213	0.015000	0.0049049	0.088921	0.968701	0.000194	1.3621E-04	0.0433849	5.6972E-04	0.0012121	4.65022E-05	0.000570	0.083901	0.000188	0.0257370	0.000924	3.22302E-06	0.000705
	November	212.79543	49.95069	0.111676	0.003372	0.001641	0.0013289	0.107199	0.038589	0.000203	1.5940E-04	0.0324225	4.8988E-04	0.0008303	4.87345E-05	0.000531	0.031812	0.000994	0.0172687	0.000831	1.18545E-05	0.001054
	December	223.81370	46.77314	0.159594	0.003724	0.005103	0.0019075	0.082504	0.387470	0.000433	1.4907E-04	0.0141730	4.6704E-04	0.0008360	2.23317E-05	0.000361	0.010763	0.000026	0.0018864	0.000730	3.08606E-06	0.001257
Year 6	January	256.51053	53.24206	0.212721	0.003223	0.010615	0.0025757	0.096262	0.424987	0.000377	2.2925E-04	0.0453554	4.6766E-04	0.0015062	1.19772E-04	0.000748	0.267812	0.000377	0.0998809	0.001742	3.15467E-06	0.001247
	February	267.08691	57.02412	0.265917	0.003197	0.007034	0.0027360	0.102649	0.412989	0.000194	1.5298E-04	0.0660873	4.6862E-04	0.0022563	1.40809E-04	0.001112	0.541978	0.000594	0.1520046	0.001773	3.16147E-06	0.001034
	March	330.56356	50.68903	0.230343	0.003165	0.034311	0.0040779	0.105597	0.211571	0.000174	5.8044E-04	0.0367264	4.6731E-04	0.0008914	5.35450E-05	0.000424	0.135467	0.000190	0.0295033	0.000930	2.99007E-06	0.001122
	April	299.97520	55.86817																			

		Uranium (U) Total	Zinc (Zn) Total	Dissolved Organic Carbon
		mg/L	mg/L	mg/L
Year 3	January	0.004583	0.009478	1.309872
	February	0.004719	0.015069	0.681906
	March	0.004531	0.002786	0.689417
	April	0.004568	0.002196	2.754599
	May	0.002452	0.015517	4.359648
	June	0.001978	0.010456	3.706384
	July	0.002224	0.003688	4.903101
	August	0.002263	0.011427	6.396617
	September	0.001971	0.008640	4.463790
	October	0.002988	0.004093	3.026691
	November	0.003289	0.003250	1.474622
	December	0.003750	0.001077	0.996669
Year 4	January	0.004583	0.009473	1.309598
	February	0.004719	0.015057	0.681872
	March	0.004530	0.002784	0.689333
	April	0.004595	0.002196	2.754111
	May	0.002561	0.015522	4.358208
	June	0.002033	0.010460	3.705993
	July	0.002340	0.003690	4.902657
	August	0.002404	0.011438	6.396061
	September	0.002109	0.008643	4.463340
	October	0.003152	0.004095	3.026521
	November	0.003289	0.003250	1.474579
	December	0.003750	0.001077	0.996651
Year 5	January	0.004583	0.009473	1.309595
	February	0.004719	0.015055	0.681866
	March	0.004530	0.002783	0.689300
	April	0.004616	0.002196	2.753806
	May	0.002640	0.015524	4.356871
	June	0.002068	0.010460	3.705442
	July	0.002404	0.003690	4.901872
	August	0.002481	0.011438	6.394716
	September	0.002181	0.008639	4.461751
	October	0.003229	0.004095	3.025547
	November	0.003288	0.003246	1.474157
	December	0.003749	0.001076	0.996118
Year 6	January	0.004582	0.009464	1.309085
	February	0.004718	0.015033	0.681802
	March	0.004529	0.002779	0.689131
	April	0.004629	0.002194	2.752778
	May	0.002698	0.015512	4.353830
	June	0.002097	0.010456	3.704501
	July	0.002469	0.003689	4.900725
	August	0.002568	0.011440	6.393436
	September	0.002267	0.008638	4.460611
	October	0.003333	0.004095	3.025017
	November	0.003288	0.003245	1.473962
	December	0.003748	0.001076	0.995900

		Hardness (from Total)	Sulphate dissolved	Nitrate (N)	Nitrite (N)	Ammonia (N)	Phosphorus (P)	Fluoride (F)	Chloride (Cl)	Cyanide Total	Cyanide Weak Acid Dissociable	Aluminum (Al) Total	Antimony (Sb) Total	Arsenic (As) Total	Cadmium (Cd) Total	Copper (Cu) Total	Iron (Fe) Total	Lead (Pb) Total	Manganese (Mn) Total	Nickel (Ni) Total	Silver (Ag) Total	Selenium (Se) Total
		mg/L	mg/L	mg/L	mg/L	mg/L	mg/L	mg/L	mg/L	mg/L	mg/L	mg/L	mg/L	mg/L	mg/L	mg/L	mg/L	mg/L	mg/L	mg/L	mg/L	mg/L
Year 7	January	256.48608	53.23707	0.212702	0.003223	0.010613	0.0025757	0.096256	0.424914	0.000377	2.2918E-04	0.0453578	4.6767E-04	0.0015061	1.19752E-04	0.000748	0.267802	0.000377	0.0998707	0.001742	3.15707E-06	0.001247
	February	267.05823	57.01803	0.265895	0.003197	0.007032	0.0027359	0.102643	0.412890	0.000194	1.5295E-04	0.0660919	4.6862E-04	0.0022562	1.40779E-04	0.001113	0.541961	0.000594	0.1519874	0.001773	3.16468E-06	0.001034
	March	330.52176	50.68063	0.230324	0.003165	0.034309	0.0040779	0.105589	0.211501	0.000174	5.8038E-04	0.0367345	4.6731E-04	0.0008914	5.35316E-05	0.000424	0.135332	0.000191	0.0294970	0.000930	2.99472E-06	0.001122
	April	300.01084	55.90945	0.312752	0.005253	0.003470	0.0029870	0.128376	0.343063	0.000467	4.1033E-04	0.0331813	4.4831E-04	0.0008953	5.65096E-05	0.000378	0.080896	0.000160	0.0155692	0.000997	3.50048E-06	0.001098
	May	109.50617	29.24929	0.071902	0.006579	0.007518	0.0184588	0.109436	1.673473	0.000604	5.6820E-04	0.0835639	5.2801E-04	0.0018798	7.76602E-05	0.001490	0.581269	0.000168	0.1074342	0.002112	4.71973E-06	0.000357
	June	139.65658	35.24180	0.025262	0.007242	0.018675	0.0062351	0.105472	1.082071	0.000597	5.1651E-04	0.1185909	4.6915E-04	0.0010065	1.01630E-04	0.001683	0.270101	0.000324	0.0563251	0.001853	1.38809E-05	0.000455
	July	176.74360	40.04566	0.031648	0.006327	0.013244	0.0037171	0.103737	0.795958	0.000551	5.7713E-04	0.0347474	5.3607E-04	0.0012406	7.13656E-05	0.000723	0.120814	0.000259	0.0381811	0.001500	5.68698E-06	0.000488
	August	158.79292	38.47318	0.026239	0.008703	0.008787	0.0080381	0.082820	1.252356	0.000550	4.9985E-04	0.0553070	7.1448E-04	0.0007570	4.76076E-05	0.000807	0.146502	0.000346	0.0289486	0.002454	6.29071E-06	0.000491
	September	126.89593	37.11764	0.056079	0.008580	0.030419	0.0045509	0.080758	1.752443	0.000618	5.6549E-04	0.0572900	5.8926E-04	0.0009797	6.62184E-05	0.000972	0.144568	0.000261	0.0559603	0.001582	4.52404E-06	0.000338
	October	150.25348	44.41501	0.132286	0.007228	0.017680	0.0050612	0.090673	1.186168	0.000194	1.3605E-04	0.0442929	5.9762E-04	0.0012209	4.65579E-05	0.000576	0.083880	0.000189	0.0260488	0.000931	3.30190E-06	0.000719
	November	212.72891	49.93457	0.111637	0.003371	0.001641	0.0013288	0.107181	0.038473	0.000202	1.5932E-04	0.0324359	4.8989E-04	0.0008303	4.86925E-05	0.000531	0.031757	0.000994	0.0172567	0.000831	1.18625E-05	0.001053
	December	223.76350	46.76103	0.159552	0.003723	0.005102	0.0019078	0.082498	0.387390	0.000433	1.4901E-04	0.0141777	4.6705E-04	0.0008360	2.23195E-05	0.000362	0.010756	0.000026	0.0018861	0.000730	3.09327E-06	0.001257
Year 8	January	256.46044	53.23184	0.212683	0.003223	0.010610	0.0025758	0.096250	0.424838	0.000377	2.2911E-04	0.0453603	4.6767E-04	0.0015061	1.19731E-04	0.000749	0.267791	0.000377	0.0998600	0.001741	3.15958E-06	0.001247
	February	267.02603	57.01119	0.265869	0.003197	0.007030	0.0027359	0.102635	0.412779	0.000194	1.5291E-04	0.0660971	4.6863E-04	0.0022562	1.40747E-04	0.001113	0.541943	0.000594	0.1519681	0.001773	3.16829E-06	0.001034
	March	330.47842	50.67193	0.230304	0.003165	0.034307	0.0040778	0.105580	0.211429	0.000174	5.8032E-04	0.0367428	4.6732E-04	0.0008914	5.35176E-05	0.000424	0.135193	0.000191	0.0294905	0.000930	2.99955E-06	0.001122
	April	300.00879	55.92862	0.317066	0.005352	0.003550	0.0029985	0.128457	0.355060	0.000467	4.1026E-04	0.0332333	4.5016E-04	0.0008957	5.65116E-05	0.000379	0.080842	0.000160	0.0155789	0.000997	3.50811E-06	0.001098
	May	109.61910	29.34628	0.073601	0.006700	0.007626	0.0185017	0.109780	1.720799	0.000604	5.6799E-04	0.0837092	5.3529E-04	0.0018814	7.76735E-05	0.001491	0.581118	0.000168	0.1076551	0.002114	4.73990E-06	0.000359
	June	139.70588	35.29106	0.025699	0.007321	0.018979	0.0062514	0.105666	1.108619	0.000596	5.1630E-04	0.1186990	4.7323E-04	0.0010075	1.01650E-04	0.001684	0.270059	0.000324	0.0564400	0.001854	1.38948E-05	0.000456
	July	176.82898	40.12457	0.031919	0.006372	0.013313	0.0037390	0.104039	0.837918	0.000551	5.7695E-04	0.0348715	5.4248E-04	0.0012421	7.13675E-05	0.000725	0.120784	0.000259	0.0383013	0.001501	5.70446E-06	0.000491
	August	158.91469	38.58072	0.026454	0.008746	0.008850	0.0080536	0.083220	1.307135	0.000550	4.9963E-04	0.0555103	7.2284E-04	0.0007590	4.76171E-05	0.000809	0.146482	0.000346	0.0290243	0.002456	6.31301E-06	0.000494
	September	127.02943	37.24150	0.056469	0.008625	0.030614	0.0045797	0.081223	1.817428	0.000618	5.6526E-04	0.0573961	5.9670E-04	0.0009821	6.62095E-05	0.000974	0.144544	0.000262	0.0561235	0.001584	4.55168E-06	0.000340
	October	150.37048	44.52384	0.132741	0.007249	0.017735	0.0050976	0.091071	1.237231	0.000194	1.3594E-04	0.0445168	6.0419E-04	0.0012229	4.65646E-05	0.000578	0.083864	0.000189	0.0261209	0.000933	3.32539E-06	0.000723
	November	212.68367	49.92361	0.111611	0.003370	0.001640	0.0013288	0.107168	0.038394	0.000202	1.5926E-04	0.0324450	4.8989E-04	0.0008302	4.86639E-05	0.000532	0.031719	0.000994	0.0172485	0.000830	1.18680E-05	0.001053
	December	223.72485	46.75170	0.159521	0.003722	0.005101	0.0019080	0.082493	0.387329	0.000433	1.4896E-04	0.0141813	4.6705E-04	0.0008360	2.23101E-05	0.000362	0.010751	0.000026	0.0018860	0.000730	3.09882E-06	0.001257
Year 9	January	256.42075	53.22374	0.212653	0.003223	0.010607	0.0025758	0.096240	0.424720	0.000377	2.2900E-04	0.0453643	4.6768E-04	0.0015061	1.19699E-04	0.000749	0.267775	0.000377	0.0998434	0.001741	3.16346E-06	0.001247
	February	266.97666	57.00071	0.265830	0.003196	0.007027	0.0027359	0.102624	0.412609	0.000194	1.5285E-04	0.0661051	4.6863E-04	0.0022561	1.40696E-04	0.001113	0.541914	0.000594	0.1519386	0.001773	3.17382E-06	0.001034
	March	330.40858	50.65789	0.230273	0.003164	0.034304	0.0040778	0.105566	0.211313	0.000174	5.8022E-04	0.0367563	4.6733E-04	0.0008913	5.34952E-05	0.000425	0.134967	0.000191	0.0294801	0.000930	3.00733E-06	0.001122
	April	299.96254	55.92744	0.315566	0.005317	0.003523	0.0030027	0.128474	0.359176	0.000467	4.1017E-04	0.0332597	4.5082E-04	0.0008959	5.65043E-05	0.000379	0.080763	0.000160	0.0155783	0.000997	3.51545E-06	0.001098
	May	109.60795	29.36987	0.072648	0.006632	0.007566	0.0185134	0.109879	1.735781	0.000604	5.6768E-04	0.0837531	5.3766E-04	0.0018818	7.76363E-05	0.001492	0.580892	0.000168	0.1077112	0.002114	4.75414E-06	0.000359
	June	139.68032	35.29524	0.025272	0.007243	0.018682	0.0062562	0.105714	1.115759	0.000596	5.1601E-04	0.1187387	4.7436E-04	0.0010078	1.01634E-04	0.001685	0.270001	0.000324	0.0564642	0.001854	1.39053E-05	0.000456
	July	176.79893	40.13143	0.031348	0.006277	0.013162	0.0037441	0.104104	0.848287	0.000551	5.7673E-04	0.0349109	5.4409E-04	0.0012425	7.13329E-05	0.000725	0.120746	0.000259	0.0383252	0.001501	5.71444E-06	0.000491
	August	158.86805	38.58578	0.025867	0.008625	0.008676	0.0080559	0.083282	1.317155	0.000550	4.9933E-04	0.0555638	7.2439E-04	0.0007594	4.76016E-05	0.000810	0.146452	0.000346	0.0290358	0.002456	6.32550E-06	0.000495
	September	126.92949	37.22655	0.055054	0.008464	0.029912	0.0045823	0.081234	1.823031	0.000618	5.6490E-04	0.0574156	5.9742E-04	0.0009823	6.61551E-05	0.000974	0.144506	0.000262	0.0561284	0.001584	4.56743E-06	0.000339
	October	150.29638	44.51555	0.129577	0.007109	0.017364	0.0051002	0.091077	1.241593	0.000194	1.3579E-04	0.0445570	6.0479E-04	0.0012231	4.65526E-05	0.000578	0.083841	0.000189	0.0261248	0.000933	3.33720E-06	0.000722
	November	212.62341	49.90901	0.111576	0.003369	0.001640	0.0013288	0.107152	0.038289	0.000202	1.5919E-04	0.0324570	4.8989E-04	0.0008302	4.86258E-05	0.000532	0.031669	0.000994	0.0172376	0.000830	1.18753E-05	0.001052
	December	223.67704	46.74017	0.159481	0.003721	0.005100	0.0019083	0.082488	0.387252	0.000432	1.4890E-04	0.0141858	4.6706E-04	0.0008360	2.22985E-05	0.000363	0.010744	0.000026	0.0018857	0.000730	3.10568E-06	0.001256
Year 10	January	256.37185	53.21376	0.212615	0.003222	0.010602	0.0025758	0.096227	0.424574	0.000377	2.2887E-04	0.0453691	4.6768E-04	0.0015060	1.19660E-04	0.000749	0.267755	0.000377	0.0998231	0.001741	3.16825E-06	0.001246
	February	266.91883	56.98843	0.265785	0.003196	0.007024	0.0027358	0.102611	0.412410	0.000194	1.5278E-04	0.0661144	4.6864E-04	0.0022559	1.40638E-04	0.001114	0.541881	0.000594	0.1519039	0.001773	3.18030E-06	0.001033
	March	330.33434	50.64298	0.230240	0.003164	0.034300	0.0040777	0.105551	0.211189	0.000174	5.8011E-04	0.0367707	4.6734E-04	0.0008913	5.34714E-05	0.000426	0.134728	0.000191	0.0294690	0.000930	3.01560E-06	0.001122
	April	299.84595	55.87856																			

		Uranium (U) Total	Zinc (Zn) Total	Dissolved Organic Carbon
		mg/L	mg/L	mg/L
Year 7	January	0.004582	0.009461	1.308885
	February	0.004718	0.015024	0.681776
	March	0.004529	0.002777	0.689054
	April	0.004645	0.002193	2.752310
	May	0.002760	0.015509	4.352226
	June	0.002126	0.010456	3.703965
	July	0.002527	0.003689	4.900083
	August	0.002638	0.011442	6.392529
	September	0.002332	0.008636	4.459697
	October	0.003408	0.004096	3.024553
	November	0.003287	0.003243	1.473760
	December	0.003748	0.001076	0.995670
Year 8	January	0.004581	0.009457	1.308676
	February	0.004717	0.015014	0.681748
	March	0.004528	0.002775	0.688975
	April	0.004653	0.002192	2.751755
	May	0.002796	0.015502	4.350411
	June	0.002142	0.010453	3.703335
	July	0.002558	0.003688	4.899221
	August	0.002678	0.011440	6.391454
	September	0.002372	0.008634	4.458598
	October	0.003450	0.004095	3.023883
	November	0.003287	0.003240	1.473491
	December	0.003748	0.001075	0.995325
Year 9	January	0.004581	0.009451	1.308351
	February	0.004717	0.014999	0.681704
	March	0.004527	0.002772	0.688847
	April	0.004656	0.002191	2.750949
	May	0.002807	0.015486	4.347742
	June	0.002146	0.010446	3.702503
	July	0.002566	0.003685	4.898141
	August	0.002686	0.011432	6.389936
	September	0.002375	0.008628	4.456922
	October	0.003453	0.004094	3.022964
	November	0.003286	0.003237	1.473132
	December	0.003747	0.001074	0.994899
Year 10	January	0.004580	0.009444	1.307951
	February	0.004716	0.014981	0.681653
	March	0.004527	0.002769	0.688711
	April	0.004642	0.002188	2.750155
	May	0.002752	0.015462	4.345406
	June	0.002119	0.010437	3.701782
	July	0.002508	0.003682	4.897375
	August	0.002612	0.011420	6.389085
	September	0.002301	0.008624	4.456290
	October	0.003364	0.004093	3.022734
	November	0.003286	0.003237	1.473065
	December	0.003747	0.001074	0.994855

		Hardness (from Total)	Sulphate dissolved	Nitrate (N)	Nitrite (N)	Ammonia (N)	Phosphorus (P)	Fluoride (F)	Chloride (Cl)	Cyanide Total	Cyanide Weak Acid Dissociable	Aluminum (Al) Total	Antimony (Sb) Total	Arsenic (As) Total	Cadmium (Cd) Total	Copper (Cu) Total	Iron (Fe) Total	Lead (Pb) Total	Manganese (Mn) Total	Nickel (Ni) Total	Silver (Ag) Total	Selenium (Se) Total	
		mg/L	mg/L	mg/L	mg/L	mg/L	mg/L	mg/L	mg/L	mg/L	mg/L	mg/L	mg/L	mg/L	mg/L	mg/L	mg/L	mg/L	mg/L	mg/L	mg/L	mg/L	mg/L
Year 11	January	257.84871	40.61833	0.179664	0.001054	0.006344	0.0023392	0.094926	0.476163	0.000290	1.5144E-04	0.0229211	1.0624E-04	0.0013118	2.47077E-05	0.000736	0.280942	0.000253	0.0395452	0.001182	2.24010E-06	0.000842	
	February	271.41791	45.65590	0.243520	0.001104	0.001854	0.0025549	0.102887	0.462868	0.000082	6.5832E-05	0.0474455	1.2044E-04	0.0021965	5.25120E-05	0.001163	0.600042	0.000512	0.1013364	0.001244	2.29619E-06	0.000613	
	March	352.19557	39.29960	0.209547	0.001123	0.029127	0.0041873	0.108552	0.233661	0.000065	5.4739E-04	0.0135174	1.2698E-04	0.0006288	1.42768E-05	0.000372	0.126846	0.000045	0.0119865	0.000488	2.16114E-06	0.000759	
	April	301.92737	44.64374	0.284457	0.003404	0.002266	0.0027951	0.129464	0.376464	0.000397	3.3813E-04	0.0098425	1.3310E-04	0.0006324	1.27381E-05	0.000311	0.062489	0.000028	0.0025071	0.000447	2.71520E-06	0.000716	
	May	94.53579	17.31408	0.059942	0.005071	0.003711	0.0205408	0.112041	1.911920	0.000576	5.3850E-04	0.0681415	2.7373E-04	0.0018107	2.20953E-05	0.001596	0.636099	0.000043	0.0626508	0.001770	4.31026E-06	0.000153	
	June	130.13349	25.90811	0.019963	0.005956	0.014075	0.0065056	0.106629	1.195268	0.000570	4.8386E-04	0.1094098	2.4905E-04	0.0008450	4.15137E-05	0.001786	0.278352	0.000239	0.0168276	0.001533	1.45265E-05	0.000206	
	July	171.30105	30.91911	0.022691	0.004818	0.006191	0.0037142	0.104823	0.874670	0.000519	5.5106E-04	0.0162584	3.1421E-04	0.0011007	1.70257E-05	0.000720	0.112501	0.000166	0.0113147	0.001128	5.42076E-06	0.000210	
	August	150.21023	26.94397	0.021134	0.007232	0.006735	0.0087128	0.081536	1.415144	0.000513	4.5863E-04	0.0357903	4.6335E-04	0.0005139	9.64897E-06	0.000820	0.140984	0.000247	0.0060627	0.002139	6.07388E-06	0.000218	
	September	114.32359	24.97653	0.047571	0.006981	0.024343	0.0047724	0.080173	2.021806	0.000599	5.4067E-04	0.0374598	3.0389E-04	0.0007682	1.27574E-05	0.001028	0.140548	0.000143	0.0134682	0.001121	4.06452E-06	0.000142	
	October	136.74773	30.03143	0.105693	0.005059	0.011784	0.0053600	0.090229	1.366738	0.000078	4.5849E-05	0.0195791	2.4520E-04	0.0009863	5.17237E-06	0.000545	0.066345	0.000033	0.0046027	0.000212	2.38049E-06	0.000301	
	November	206.78549	35.74660	0.062584	0.001051	0.000224	0.0009212	0.107715	0.034870	0.000082	6.5594E-05	0.0059075	1.0275E-04	0.0005026	7.98332E-06	0.000479	0.005778	0.001004	0.0029265	0.000255	1.23781E-05	0.000583	
	December	219.06022	32.52704	0.116170	0.001555	0.000547	0.0015763	0.078574	0.433017	0.000350	5.6060E-05	0.0007160	9.2392E-05	0.0005213	2.75508E-06	0.000282	0.000837	0.000002	0.0001044	0.000221	2.11146E-06	0.000837	
Year 12	January	257.96576	40.64221	0.179754	0.001054	0.006354	0.0023391	0.094955	0.476512	0.000290	1.5176E-04	0.0229095	1.0622E-04	0.0013119	2.48025E-05	0.000735	0.280989	0.000253	0.0395940	0.001182	2.22864E-06	0.000843	
	February	271.56137	45.68636	0.243634	0.001105	0.001862	0.0025550	0.102920	0.463362	0.000082	6.6003E-05	0.0474224	1.2041E-04	0.0021968	5.26580E-05	0.001162	0.600124	0.000512	0.1014224	0.001245	2.28012E-06	0.000614	
	March	352.39639	39.33994	0.209637	0.001124	0.029137	0.0041874	0.108592	0.233995	0.000065	5.4768E-04	0.0134786	1.2695E-04	0.0006289	1.43413E-05	0.000370	0.127493	0.000045	0.0120164	0.000488	2.13877E-06	0.000760	
	April	302.09220	44.67264	0.278260	0.003262	0.002151	0.0027947	0.129504	0.376971	0.000397	3.3838E-04	0.0098137	1.3308E-04	0.0006325	1.27671E-05	0.000309	0.062706	0.000028	0.0025217	0.000448	2.69844E-06	0.000717	
	May	94.70400	17.34240	0.056664	0.004838	0.003504	0.0205489	0.112087	1.913570	0.000577	5.3935E-04	0.0681536	2.7374E-04	0.0018113	2.22409E-05	0.001595	0.636716	0.000043	0.0627072	0.001771	4.28347E-06	0.000153	
	June	130.27228	25.94159	0.018811	0.005748	0.013276	0.0065048	0.106650	1.196004	0.000571	4.8466E-04	0.1093750	2.4903E-04	0.0008450	4.15867E-05	0.001784	0.278514	0.000239	0.0168545	0.001533	1.45029E-05	0.000207	
	July	171.47620	30.96317	0.021357	0.004597	0.005848	0.0037153	0.104862	0.875235	0.000519	5.5167E-04	0.0162307	3.1423E-04	0.0011008	1.71448E-05	0.000719	0.112607	0.000166	0.0113361	0.001128	5.40172E-06	0.000211	
	August	150.42243	26.99047	0.019905	0.006983	0.006373	0.0087145	0.081576	1.416166	0.000513	4.5942E-04	0.0357443	4.6346E-04	0.0005139	9.70184E-06	0.000818	0.141064	0.000247	0.0060712	0.002140	6.04868E-06	0.000219	
	September	114.62050	25.04687	0.044921	0.006675	0.023018	0.0047727	0.080260	2.023234	0.000599	5.4155E-04	0.0374349	3.0386E-04	0.0007683	1.28987E-05	0.001026	0.140641	0.000143	0.0134961	0.001122	4.02986E-06	0.000143	
	October	136.97168	30.07929	0.099962	0.004802	0.011108	0.0053620	0.090307	1.367362	0.000079	4.6221E-05	0.0195261	2.4517E-04	0.0009863	5.20578E-06	0.000543	0.066403	0.000033	0.0046093	0.000212	2.35483E-06	0.000302	
	November	206.93439	35.78268	0.062671	0.001052	0.000225	0.0009212	0.107755	0.035130	0.000082	6.5777E-05	0.0058776	1.0274E-04	0.0005027	8.07740E-06	0.000478	0.005902	0.001004	0.0029534	0.000255	1.23601E-05	0.000584	
	December	219.17688	32.55519	0.116266	0.001557	0.000550	0.0015757	0.078588	0.433202	0.000351	5.6208E-05	0.0007051	9.2376E-05	0.0005213	2.78342E-06	0.000281	0.000853	0.000002	0.0001050	0.000222	2.09472E-06	0.000838	
Year 13	January	258.08282	40.66609	0.179843	0.001055	0.006365	0.0023390	0.094984	0.476860	0.000291	1.5208E-04	0.0228979	1.0620E-04	0.0013120	2.48973E-05	0.000734	0.281037	0.000253	0.0396428	0.001182	2.21718E-06	0.000844	
	February	271.70484	45.71682	0.243747	0.001105	0.001870	0.0025551	0.102953	0.463856	0.000083	6.6174E-05	0.0473993	1.2039E-04	0.0021971	5.28040E-05	0.001161	0.600206	0.000512	0.1015083	0.001245	2.26405E-06	0.000615	
	March	352.59720	39.38029	0.209727	0.001125	0.029146	0.0041875	0.108632	0.234330	0.000066	5.4797E-04	0.0134398	1.2693E-04	0.0006291	1.44058E-05	0.000369	0.128141	0.000045	0.0120464	0.000489	2.11640E-06	0.000760	
	April	302.25694	44.70148	0.272471	0.003129	0.002043	0.0027942	0.129544	0.377447	0.000398	3.3863E-04	0.0097848	1.3307E-04	0.0006325	1.27961E-05	0.000308	0.062923	0.000027	0.0025362	0.000448	2.68167E-06	0.000718	
	May	94.87222	17.37072	0.053599	0.004621	0.003310	0.0205571	0.112133	1.915221	0.000578	5.4021E-04	0.0681658	2.7375E-04	0.0018118	2.23866E-05	0.001595	0.637333	0.000043	0.0627636	0.001772	4.25667E-06	0.000154	
	June	130.41108	25.97506	0.017734	0.005553	0.012528	0.0065041	0.106671	1.196740	0.000572	4.8545E-04	0.1093403	2.4902E-04	0.0008449	4.16597E-05	0.001783	0.278676	0.000239	0.0168813	0.001534	1.44794E-05	0.000207	
	July	171.65135	31.00723	0.020110	0.004391	0.005528	0.0037164	0.104900	0.875800	0.000520	5.5229E-04	0.0162029	3.1426E-04	0.0011009	1.72639E-05	0.000718	0.112713	0.000166	0.0113574	0.001129	5.38268E-06	0.000211	
	August	150.63464	27.03697	0.018755	0.006750	0.006035	0.0087162	0.081616	1.417187	0.000514	4.6021E-04	0.0356984	4.6358E-04	0.0005139	9.75470E-06	0.000817	0.141144	0.000247	0.0060798	0.002141	6.02348E-06	0.000219	
	September	114.91742	25.11721	0.042446	0.006390	0.021780	0.0047730	0.080346	2.024662	0.000600	5.4243E-04	0.0374100	3.0383E-04	0.0007683	1.30400E-05	0.001025	0.140735	0.000143	0.0135241	0.001122	3.99520E-06	0.000144	
	October	137.19562	30.12716	0.094607	0.004562	0.010476	0.0053640	0.090385	1.367986	0.000079	4.6592E-05	0.0194731	2.4514E-04	0.0009862	5.23920E-06	0.000542	0.066462	0.000033	0.0046160	0.000212	2.32916E-06	0.000304	
	November	207.08329	35.81875	0.062757	0.001054	0.000226	0.0009212	0.107795	0.035390	0.000082	6.5961E-05	0.0058477	1.0273E-04	0.0005029	8.17147E-06	0.000476	0.006026	0.001004	0.0029803	0.000255	1.23420E-05	0.000585	
	December	219.29354	32.58333	0.116361	0.001560	0.000552	0.0015750	0.078601	0.433388	0.000351	5.6356E-05	0.0006942	9.2361E-05	0.0005214	2.81176E-06	0.000279	0.000869	0.000002	0.0001056	0.000222	2.07798E-06	0.000839	
Year 14	January	258.19012	40.68798	0.179924	0.001056	0.006374	0.0023389	0.095011	0.477180	0.000291	1.5237E-04	0.0228873	1.0619E-04	0.0013121	2.49842E-05	0.000733	0.281080	0.000253	0.0396875	0.001182	2.20667E-06	0.000844	
	February	271.82439	45.74220	0.243841	0.001106	0.001877	0.0025552	0.102981	0.464267	0.000083	6.6317E-05	0.0473801	1.2037E-04	0.0021973	5.29257E-05	0.001160	0.600274	0.000512	0.1015799	0.001245	2.25066E-06	0.000616	
	March	352.74781	39.41055	0.209795	0.001126	0.029153	0.0041876	0.108662	0.234581	0.000066	5.4818E-04	0.0134107	1.2691E-04	0.0006292	1.44542E-05	0.000367	0.128627	0.000045	0.0120689	0.000489	2.09963E-06	0.000761	
	April	302.26738	44.																				

		Uranium (U) Total	Zinc (Zn) Total	Dissolved Organic Carbon
		mg/L	mg/L	mg/L
Year 11	January	0.003470	0.001556	1.518617
	February	0.003685	0.004387	0.791783
	March	0.003555	0.001062	0.815268
	April	0.003638	0.000509	3.078298
	May	0.001759	0.007333	4.952199
	June	0.001194	0.002956	4.110535
	July	0.001618	0.000700	5.467105
	August	0.001542	0.002596	7.362545
	September	0.001404	0.000921	5.261524
	October	0.002032	0.000275	3.637564
	November	0.001861	0.000447	1.731082
	December	0.002451	0.000103	1.157528
Year 12	January	0.003472	0.001573	1.519575
	February	0.003686	0.004431	0.791910
	March	0.003557	0.001071	0.815636
	April	0.003639	0.000514	3.080506
	May	0.001760	0.007382	4.959469
	June	0.001194	0.002975	4.112866
	July	0.001619	0.000708	5.470044
	August	0.001544	0.002618	7.366552
	September	0.001406	0.000935	5.265672
	October	0.002034	0.000278	3.639836
	November	0.001863	0.000455	1.731969
	December	0.002453	0.000104	1.158569
Year 13	January	0.003473	0.001590	1.520532
	February	0.003688	0.004475	0.792037
	March	0.003560	0.001080	0.816004
	April	0.003641	0.000519	3.082714
	May	0.001761	0.007432	4.966739
	June	0.001195	0.002994	4.115196
	July	0.001620	0.000715	5.472983
	August	0.001545	0.002640	7.370558
	September	0.001409	0.000950	5.269819
	October	0.002037	0.000280	3.642107
	November	0.001864	0.000463	1.732856
	December	0.002454	0.000106	1.159610
Year 14	January	0.003474	0.001606	1.521410
	February	0.003689	0.004512	0.792142
	March	0.003561	0.001087	0.816279
	April	0.003584	0.000522	3.084185
	May	0.001526	0.007466	4.970979
	June	0.001086	0.003006	4.116361
	July	0.001391	0.000719	5.474207
	August	0.001242	0.002652	7.371894
	September	0.001104	0.000955	5.270856
	October	0.001672	0.000282	3.642486
	November	0.001864	0.000463	1.732930
	December	0.002454	0.000106	1.159610

		Hardness (from Total)	Sulphate dissolved	Nitrate (N)	Nitrite (N)	Ammonia (N)	Phosphorus (P)	Fluoride (F)	Chloride (Cl)	Cyanide Total	Cyanide Weak Acid Dissociable	Aluminum (Al) Total	Antimony (Sb) Total	Arsenic (As) Total	Cadmium (Cd) Total	Copper (Cu) Total	Iron (Fe) Total	Lead (Pb) Total	Manganese (Mn) Total	Nickel (Ni) Total	Silver (Ag) Total	Selenium (Se) Total	
		mg/L	mg/L	mg/L	mg/L	mg/L	mg/L	mg/L	mg/L	mg/L	mg/L	mg/L	mg/L	mg/L	mg/L	mg/L	mg/L	mg/L	mg/L	mg/L	mg/L	mg/L	mg/L
Year 15	January	250.04619	37.96905	0.170771	0.000809	0.005455	0.0022277	0.091777	0.461521	0.000265	1.2992E-04	0.0225276	6.9630E-05	0.0012654	1.08815E-05	0.000711	0.278662	0.000233	0.0329024	0.001102	2.02189E-06	0.000763	
	February	262.99686	42.64162	0.233465	0.000816	0.000971	0.0024357	0.099473	0.445996	0.000061	4.9328E-05	0.0465514	7.6805E-05	0.0021374	3.58678E-05	0.001132	0.596881	0.000487	0.0922554	0.001148	2.03885E-06	0.000528	
	March	339.74555	35.03361	0.200980	0.000719	0.027206	0.0039774	0.103758	0.219880	0.000037	5.1808E-04	0.0120085	6.6043E-05	0.0005534	4.59040E-06	0.000334	0.097473	0.000014	0.0077407	0.000388	1.79733E-06	0.000682	
	April	296.79656	42.57047	0.250044	0.002510	0.001589	0.0027249	0.126908	0.190288	0.000379	3.2257E-04	0.0088593	1.3682E-04	0.0006616	8.75441E-06	0.000290	0.057990	0.000021	0.0007549	0.000379	2.58300E-06	0.000699	
	May	84.41109	12.94711	0.040657	0.003464	0.002386	0.0202461	0.105838	1.145313	0.000529	4.9393E-04	0.0649530	3.5979E-04	0.0019977	1.10930E-05	0.001524	0.616812	0.000032	0.0451377	0.001612	4.14866E-06	0.000163	
	June	120.80057	21.63949	0.013275	0.004507	0.009001	0.0064198	0.101764	0.760395	0.000525	4.4295E-04	0.1072167	2.6692E-04	0.0009245	2.57073E-05	0.001736	0.269927	0.000225	0.0024302	0.001383	1.42809E-05	0.000188	
	July	162.17193	26.99296	0.015160	0.003354	0.003972	0.0036211	0.099278	0.144832	0.000484	5.1453E-04	0.0142844	4.0994E-04	0.0013024	1.10371E-05	0.000665	0.107315	0.000155	0.0025104	0.001007	5.20502E-06	0.000236	
	August	140.11929	22.77043	0.014182	0.005545	0.004497	0.0086411	0.075187	0.428974	0.000469	4.1618E-04	0.0329198	6.0809E-04	0.0008071	7.60754E-06	0.000764	0.135794	0.000216	0.0014684	0.001999	5.97675E-06	0.000270	
	September	99.68854	18.71290	0.031396	0.004905	0.015795	0.0046486	0.070760	0.820138	0.000548	4.8996E-04	0.0358180	2.9239E-04	0.0008884	5.12888E-06	0.000971	0.135928	0.000125	0.0022751	0.000962	3.81944E-06	0.000122	
	October	125.67859	25.91001	0.072273	0.003478	0.007736	0.0051740	0.082093	0.312932	0.000043	2.4458E-05	0.0163962	2.6448E-04	0.0011448	3.21869E-06	0.000496	0.062044	0.000017	0.0011399	0.000113	2.30331E-06	0.000303	
	November	199.92134	33.26001	0.055714	0.000806	0.000088	0.0008899	0.104743	0.027635	0.000065	5.2644E-05	0.0050664	6.9554E-05	0.0004597	1.85973E-06	0.000452	0.001695	0.000989	0.0010457	0.000196	1.21703E-05	0.000511	
	December	213.31196	30.37456	0.109195	0.001317	0.000224	0.0015245	0.076459	0.427141	0.000336	4.4634E-05	0.0003932	6.1872E-05	0.0004852	5.96608E-07	0.000260	0.000256	0.000000	0.0000107	0.000172	1.92279E-06	0.000773	
Year 16	January	250.04619	37.96905	0.170771	0.000809	0.005455	0.0022277	0.091777	0.461521	0.000265	1.2992E-04	0.0225276	6.9630E-05	0.0012654	1.08815E-05	0.000711	0.278662	0.000233	0.0329024	0.001102	2.02189E-06	0.000763	
	February	262.99686	42.64162	0.233465	0.000816	0.000971	0.0024357	0.099473	0.445996	0.000061	4.9328E-05	0.0465514	7.6805E-05	0.0021374	3.58678E-05	0.001132	0.596881	0.000487	0.0922554	0.001148	2.03885E-06	0.000528	
	March	339.74555	35.03361	0.200980	0.000719	0.027206	0.0039774	0.103758	0.219880	0.000037	5.1808E-04	0.0120085	6.6043E-05	0.0005534	4.59040E-06	0.000334	0.097473	0.000014	0.0077407	0.000388	1.79733E-06	0.000682	
	April	296.79656	42.57047	0.245564	0.002407	0.001506	0.0027249	0.126908	0.190288	0.000379	3.2257E-04	0.0088593	1.3682E-04	0.0006616	8.75441E-06	0.000290	0.057990	0.000021	0.0007549	0.000379	2.58300E-06	0.000699	
	May	84.41109	12.94711	0.038308	0.003297	0.002237	0.0202461	0.105838	1.145313	0.000529	4.9393E-04	0.0649530	3.5979E-04	0.0019977	1.10930E-05	0.001524	0.616812	0.000032	0.0451377	0.001612	4.14866E-06	0.000163	
	June	120.80057	21.63949	0.012454	0.004358	0.008431	0.0064198	0.101764	0.760395	0.000525	4.4295E-04	0.1072167	2.6692E-04	0.0009245	2.57073E-05	0.001736	0.269927	0.000225	0.0024302	0.001383	1.42809E-05	0.000188	
	July	162.17193	26.99296	0.014211	0.003196	0.003724	0.0036211	0.099278	0.144832	0.000484	5.1453E-04	0.0142844	4.0994E-04	0.0013024	1.10371E-05	0.000665	0.107315	0.000155	0.0025104	0.001007	5.20502E-06	0.000236	
	August	140.11929	22.77043	0.013307	0.005366	0.004239	0.0086411	0.075187	0.428974	0.000469	4.1618E-04	0.0329198	6.0809E-04	0.0008071	7.60754E-06	0.000764	0.135794	0.000216	0.0014684	0.001999	5.97675E-06	0.000270	
	September	99.68854	18.71290	0.029519	0.004690	0.014860	0.0046486	0.070760	0.820138	0.000548	4.8996E-04	0.0358180	2.9239E-04	0.0008884	5.12888E-06	0.000971	0.135928	0.000125	0.0022751	0.000962	3.81944E-06	0.000122	
	October	125.67859	25.91001	0.068215	0.003298	0.007259	0.0051740	0.082093	0.312932	0.000043	2.4458E-05	0.0163962	2.6448E-04	0.0011448	3.21869E-06	0.000496	0.062044	0.000017	0.0011399	0.000113	2.30331E-06	0.000303	
	November	199.92134	33.26001	0.055714	0.000806	0.000088	0.0008899	0.104743	0.027635	0.000065	5.2644E-05	0.0050664	6.9554E-05	0.0004597	1.85973E-06	0.000452	0.001695	0.000989	0.0010457	0.000196	1.21703E-05	0.000511	
	December	213.31196	30.37456	0.109195	0.001317	0.000224	0.0015245	0.076459	0.427141	0.000336	4.4634E-05	0.0003932	6.1872E-05	0.0004852	5.96608E-07	0.000260	0.000256	0.000000	0.0000107	0.000172	1.92279E-06	0.000773	
Year 17	January	250.04619	37.96905	0.170771	0.000809	0.005455	0.0022277	0.091777	0.461521	0.000265	1.2992E-04	0.0225276	6.9630E-05	0.0012654	1.08815E-05	0.000711	0.278662	0.000233	0.0329024	0.001102	2.02189E-06	0.000763	
	February	262.99686	42.64162	0.233465	0.000816	0.000971	0.0024357	0.099473	0.445996	0.000061	4.9328E-05	0.0465514	7.6805E-05	0.0021374	3.58678E-05	0.001132	0.596881	0.000487	0.0922554	0.001148	2.03885E-06	0.000528	
	March	339.74555	35.03361	0.200980	0.000719	0.027206	0.0039774	0.103758	0.219880	0.000037	5.1808E-04	0.0120085	6.6043E-05	0.0005534	4.59040E-06	0.000334	0.097473	0.000014	0.0077407	0.000388	1.79733E-06	0.000682	
	April	296.79656	42.57047	0.241372	0.002311	0.001428	0.0027249	0.126908	0.190288	0.000379	3.2257E-04	0.0088593	1.3682E-04	0.0006616	8.75441E-06	0.000290	0.057990	0.000021	0.0007549	0.000379	2.58300E-06	0.000699	
	May	84.41109	12.94711	0.036111	0.003141	0.002098	0.0202461	0.105838	1.145313	0.000529	4.9393E-04	0.0649530	3.5979E-04	0.0019977	1.10930E-05	0.001524	0.616812	0.000032	0.0451377	0.001612	4.14866E-06	0.000163	
	June	120.80057	21.63949	0.011686	0.004218	0.007897	0.0064198	0.101764	0.760395	0.000525	4.4295E-04	0.1072167	2.6692E-04	0.0009245	2.57073E-05	0.001736	0.269927	0.000225	0.0024302	0.001383	1.42809E-05	0.000188	
	July	162.17193	26.99296	0.013323	0.003049	0.003493	0.0036211	0.099278	0.144832	0.000484	5.1453E-04	0.0142844	4.0994E-04	0.0013024	1.10371E-05	0.000665	0.107315	0.000155	0.0025104	0.001007	5.20502E-06	0.000236	
	August	140.11929	22.77043	0.012488	0.005199	0.003997	0.0086411	0.075187	0.428974	0.000469	4.1618E-04	0.0329198	6.0809E-04	0.0008071	7.60754E-06	0.000764	0.135794	0.000216	0.0014684	0.001999	5.97675E-06	0.000270	
	September	99.68854	18.71290	0.027764	0.004489	0.013985	0.0046486	0.070760	0.820138	0.000548	4.8996E-04	0.0358180	2.9239E-04	0.0008884	5.12888E-06	0.000971	0.135928	0.000125	0.0022751	0.000962	3.81944E-06	0.000122	
	October	125.67859	25.91001	0.064419	0.003129	0.006813	0.0051740	0.082093	0.312932	0.000043	2.4458E-05	0.0163962	2.6448E-04	0.0011448	3.21869E-06	0.000496	0.062044	0.000017	0.0011399	0.000113	2.30331E-06	0.000303	
	November	199.92134	33.26001	0.055714	0.000806	0.000088	0.0008899	0.104743	0.027635	0.000065	5.2644E-05	0.0050664	6.9554E-05	0.0004597	1.85973E-06	0.000452	0.001695	0.000989	0.0010457	0.000196	1.21703E-05	0.000511	
	December	213.31196	30.37456	0.109195	0.001317	0.000224	0.0015245	0.076459	0.427141	0.000336	4.4634E-05	0.0003932	6.1872E-05	0.0004852	5.96608E-07	0.000260	0.000256	0.000000	0.0000107	0.000172	1.92279E-06	0.000773	
Year 18	January	250.04619	37.96905	0.170771	0.000809	0.005455	0.0022277	0.091777	0.461521	0.000265	1.2992E-04	0.0225276	6.9630E-05	0.0012654	1.08815E-05	0.000711	0.278662	0.000233	0.0329024	0.001102	2.02189E-06	0.000763	
	February	262.99686	42.64162	0.233465	0.000816	0.000971	0.0024357	0.099473	0.445996	0.000061	4.9328E-05	0.0465514	7.6805E-05	0.0021374	3.58678E-05	0.001132	0.596881	0.000487	0.0922554	0.001148	2.03885E-06	0.000528	
	March	339.74555	35.03361	0.200980	0.000719	0.027206	0.0039774	0.103758	0.219880	0.000037	5.1808E-04	0.0120085	6.6043E-05	0.0005534	4.59040E-06	0.000334	0.097473	0.000014	0.0077407	0.000388	1.79733E-06	0.000682	
	April	296.79656	42.570																				

		Uranium (U) Total	Zinc (Zn) Total	Dissolved Organic Carbon
		mg/L	mg/L	mg/L
Year 15	January	0.003270	0.000317	1.482171
	February	0.003460	0.001811	0.787851
	March	0.003230	0.000439	0.802621
	April	0.003422	0.000283	3.053623
	May	0.001228	0.004374	4.819907
	June	0.000839	0.001016	4.069028
	July	0.001145	0.000266	5.409226
	August	0.000996	0.001136	7.286695
	September	0.000773	0.000217	5.176484
	October	0.001433	0.000098	3.572715
	November	0.001690	0.000098	1.708006
	December	0.002289	0.000023	1.130916
Year 16	January	0.003270	0.000317	1.482171
	February	0.003460	0.001811	0.787851
	March	0.003230	0.000439	0.802621
	April	0.003422	0.000283	3.053623
	May	0.001228	0.004374	4.819907
	June	0.000839	0.001016	4.069028
	July	0.001145	0.000266	5.409226
	August	0.000996	0.001136	7.286695
	September	0.000773	0.000217	5.176484
	October	0.001433	0.000098	3.572715
	November	0.001690	0.000098	1.708006
	December	0.002289	0.000023	1.130916
Year 17	January	0.003270	0.000317	1.482171
	February	0.003460	0.001811	0.787851
	March	0.003230	0.000439	0.802621
	April	0.003422	0.000283	3.053623
	May	0.001228	0.004374	4.819907
	June	0.000839	0.001016	4.069028
	July	0.001145	0.000266	5.409226
	August	0.000996	0.001136	7.286695
	September	0.000773	0.000217	5.176484
	October	0.001433	0.000098	3.572715
	November	0.001690	0.000098	1.708006
	December	0.002289	0.000023	1.130916
Year 18	January	0.003270	0.000317	1.482171
	February	0.003460	0.001811	0.787851
	March	0.003230	0.000439	0.802621
	April	0.003422	0.000283	3.053623
	May	0.001228	0.004374	4.819907
	June	0.000839	0.001016	4.069028
	July	0.001145	0.000266	5.409226
	August	0.000996	0.001136	7.286695
	September	0.000773	0.000217	5.176484
	October	0.001433	0.000098	3.572715
	November	0.001690	0.000098	1.708006
	December	0.002289	0.000023	1.130916

		Hardness (from Total)	Sulphate dissolved	Nitrate (N)	Nitrite (N)	Ammonia (N)	Phosphorus (P)	Fluoride (F)	Chloride (Cl)	Cyanide Total	Cyanide Weak Acid Dissociable	Aluminum (Al) Total	Antimony (Sb) Total	Arsenic (As) Total	Cadmium (Cd) Total	Copper (Cu) Total	Iron (Fe) Total	Lead (Pb) Total	Manganese (Mn) Total	Nickel (Ni) Total	Silver (Ag) Total	Selenium (Se) Total	
		mg/L	mg/L	mg/L	mg/L	mg/L	mg/L	mg/L	mg/L	mg/L	mg/L	mg/L	mg/L	mg/L	mg/L	mg/L	mg/L	mg/L	mg/L	mg/L	mg/L	mg/L	mg/L
Year 19	January	250.04619	37.96905	0.170771	0.000809	0.005455	0.0022277	0.091777	0.461521	0.000265	1.2992E-04	0.0225276	6.9630E-05	0.0012654	1.08815E-05	0.000711	0.278662	0.000233	0.0329024	0.001102	2.02189E-06	0.000763	
	February	262.99686	42.64162	0.233465	0.000816	0.000971	0.0024357	0.099473	0.445996	0.000061	4.9328E-05	0.0465514	7.6805E-05	0.0021374	3.58678E-05	0.001132	0.596881	0.000487	0.0922554	0.001148	2.03885E-06	0.000528	
	March	339.74555	35.03361	0.200980	0.000719	0.027206	0.0039774	0.103758	0.219880	0.000037	5.1808E-04	0.0120085	6.6043E-05	0.0005534	4.59040E-06	0.000334	0.097473	0.000014	0.0077407	0.000388	1.79733E-06	0.000682	
	April	296.79656	42.57047	0.233781	0.002136	0.001288	0.0027249	0.126908	0.190288	0.000379	3.2257E-04	0.0088593	1.3682E-04	0.0006616	8.75441E-06	0.000290	0.057990	0.000021	0.0007549	0.000379	2.58300E-06	0.000699	
	May	84.41109	12.94711	0.032132	0.002859	0.001847	0.0202461	0.105838	1.145313	0.000529	4.9393E-04	0.0649530	3.5979E-04	0.0019977	1.10930E-05	0.001524	0.616812	0.000032	0.0451377	0.001612	4.14866E-06	0.000163	
	June	120.80057	21.63949	0.010295	0.003966	0.006931	0.0064198	0.101764	0.760395	0.000525	4.4295E-04	0.1072167	2.6692E-04	0.0009245	2.57073E-05	0.001736	0.269927	0.000225	0.0024302	0.001383	1.42809E-05	0.000188	
	July	162.17193	26.99296	0.011715	0.002781	0.003074	0.0036211	0.099278	0.144832	0.000484	5.1453E-04	0.0142844	4.0994E-04	0.0013024	1.10371E-05	0.000665	0.107315	0.000155	0.0025104	0.001007	5.20502E-06	0.000236	
	August	140.11929	22.77043	0.011004	0.004896	0.003559	0.0086411	0.075187	0.428974	0.000469	4.1618E-04	0.0329198	6.0809E-04	0.0008071	7.60754E-06	0.000764	0.135794	0.000216	0.0014684	0.001999	5.97675E-06	0.000270	
	September	99.68854	18.71290	0.024587	0.004125	0.012402	0.0046486	0.070760	0.820138	0.000548	4.8996E-04	0.0358180	2.9239E-04	0.0008884	5.12888E-06	0.000971	0.135928	0.000125	0.0022751	0.000962	3.81944E-06	0.000122	
	October	125.67859	25.91001	0.057547	0.002823	0.006006	0.0051740	0.082093	0.312932	0.000043	2.4458E-05	0.0163962	2.6448E-04	0.0011448	3.21869E-06	0.000496	0.062044	0.000017	0.0011399	0.000113	2.30331E-06	0.000303	
	November	199.92134	33.26001	0.055714	0.000806	0.000088	0.0008899	0.104743	0.027635	0.000065	5.2644E-05	0.0050664	6.9554E-05	0.0004597	1.85973E-06	0.000452	0.001695	0.000989	0.0010457	0.000196	1.21703E-05	0.000511	
	December	213.31196	30.37456	0.109195	0.001317	0.000224	0.0015245	0.076459	0.427141	0.000336	4.4634E-05	0.0003932	6.1872E-05	0.0004852	5.96608E-07	0.000260	0.000256	0.000000	0.0000107	0.000172	1.92279E-06	0.000773	
Year 20	January	250.04619	37.96905	0.170771	0.000809	0.005455	0.0022277	0.091777	0.461521	0.000265	1.2992E-04	0.0225276	6.9630E-05	0.0012654	1.08815E-05	0.000711	0.278662	0.000233	0.0329024	0.001102	2.02189E-06	0.000763	
	February	262.99686	42.64162	0.233465	0.000816	0.000971	0.0024357	0.099473	0.445996	0.000061	4.9328E-05	0.0465514	7.6805E-05	0.0021374	3.58678E-05	0.001132	0.596881	0.000487	0.0922554	0.001148	2.03885E-06	0.000528	
	March	339.74555	35.03361	0.200980	0.000719	0.027206	0.0039774	0.103758	0.219880	0.000037	5.1808E-04	0.0120085	6.6043E-05	0.0005534	4.59040E-06	0.000334	0.097473	0.000014	0.0077407	0.000388	1.79733E-06	0.000682	
	April	296.79656	42.57047	0.230347	0.002057	0.001224	0.0027249	0.126908	0.190288	0.000379	3.2257E-04	0.0088593	1.3682E-04	0.0006616	8.75441E-06	0.000290	0.057990	0.000021	0.0007549	0.000379	2.58300E-06	0.000699	
	May	84.41109	12.94711	0.030332	0.002731	0.001733	0.0202461	0.105838	1.145313	0.000529	4.9393E-04	0.0649530	3.5979E-04	0.0019977	1.10930E-05	0.001524	0.616812	0.000032	0.0451377	0.001612	4.14866E-06	0.000163	
	June	120.80057	21.63949	0.009666	0.003851	0.006494	0.0064198	0.101764	0.760395	0.000525	4.4295E-04	0.1072167	2.6692E-04	0.0009245	2.57073E-05	0.001736	0.269927	0.000225	0.0024302	0.001383	1.42809E-05	0.000188	
	July	162.17193	26.99296	0.010988	0.002660	0.002884	0.0036211	0.099278	0.144832	0.000484	5.1453E-04	0.0142844	4.0994E-04	0.0013024	1.10371E-05	0.000665	0.107315	0.000155	0.0025104	0.001007	5.20502E-06	0.000236	
	August	140.11929	22.77043	0.010333	0.004759	0.003361	0.0086411	0.075187	0.428974	0.000469	4.1618E-04	0.0329198	6.0809E-04	0.0008071	7.60754E-06	0.000764	0.135794	0.000216	0.0014684	0.001999	5.97675E-06	0.000270	
	September	99.68854	18.71290	0.023150	0.003960	0.011687	0.0046486	0.070760	0.820138	0.000548	4.8996E-04	0.0358180	2.9239E-04	0.0008884	5.12888E-06	0.000971	0.135928	0.000125	0.0022751	0.000962	3.81944E-06	0.000122	
	October	125.67859	25.91001	0.054441	0.002685	0.005641	0.0051740	0.082093	0.312932	0.000043	2.4458E-05	0.0163962	2.6448E-04	0.0011448	3.21869E-06	0.000496	0.062044	0.000017	0.0011399	0.000113	2.30331E-06	0.000303	
	November	199.92134	33.26001	0.055714	0.000806	0.000088	0.0008899	0.104743	0.027635	0.000065	5.2644E-05	0.0050664	6.9554E-05	0.0004597	1.85973E-06	0.000452	0.001695	0.000989	0.0010457	0.000196	1.21703E-05	0.000511	
	December	213.31196	30.37456	0.109195	0.001317	0.000224	0.0015245	0.076459	0.427141	0.000336	4.4634E-05	0.0003932	6.1872E-05	0.0004852	5.96608E-07	0.000260	0.000256	0.000000	0.0000107	0.000172	1.92279E-06	0.000773	
Year 21	January	250.04619	37.96905	0.170771	0.000809	0.005455	0.0022277	0.091777	0.461521	0.000265	1.2992E-04	0.0225276	6.9630E-05	0.0012654	1.08815E-05	0.000711	0.278662	0.000233	0.0329024	0.001102	2.02189E-06	0.000763	
	February	262.99686	42.64162	0.233465	0.000816	0.000971	0.0024357	0.099473	0.445996	0.000061	4.9328E-05	0.0465514	7.6805E-05	0.0021374	3.58678E-05	0.001132	0.596881	0.000487	0.0922554	0.001148	2.03885E-06	0.000528	
	March	339.74555	35.03361	0.200980	0.000719	0.027206	0.0039774	0.103758	0.219880	0.000037	5.1808E-04	0.0120085	6.6043E-05	0.0005534	4.59040E-06	0.000334	0.097473	0.000014	0.0077407	0.000388	1.79733E-06	0.000682	
	April	296.79656	42.57047	0.227135	0.001984	0.001165	0.0027249	0.126908	0.190288	0.000379	3.2257E-04	0.0088593	1.3682E-04	0.0006616	8.75441E-06	0.000290	0.057990	0.000021	0.0007549	0.000379	2.58300E-06	0.000699	
	May	84.41109	12.94711	0.028649	0.002612	0.001627	0.0202461	0.105838	1.145313	0.000529	4.9393E-04	0.0649530	3.5979E-04	0.0019977	1.10930E-05	0.001524	0.616812	0.000032	0.0451377	0.001612	4.14866E-06	0.000163	
	June	120.80057	21.63949	0.009077	0.003744	0.006085	0.0064198	0.101764	0.760395	0.000525	4.4295E-04	0.1072167	2.6692E-04	0.0009245	2.57073E-05	0.001736	0.269927	0.000225	0.0024302	0.001383	1.42809E-05	0.000188	
	July	162.17193	26.99296	0.010308	0.002547	0.002707	0.0036211	0.099278	0.144832	0.000484	5.1453E-04	0.0142844	4.0994E-04	0.0013024	1.10371E-05	0.000665	0.107315	0.000155	0.0025104	0.001007	5.20502E-06	0.000236	
	August	140.11929	22.77043	0.009705	0.004631	0.003175	0.0086411	0.075187	0.428974	0.000469	4.1618E-04	0.0329198	6.0809E-04	0.0008071	7.60754E-06	0.000764	0.135794	0.000216	0.0014684	0.001999	5.97675E-06	0.000270	
	September	99.68854	18.71290	0.021807	0.003806	0.011017	0.0046486	0.070760	0.820138	0.000548	4.8996E-04	0.0358180	2.9239E-04	0.0008884	5.12888E-06	0.000971	0.135928	0.000125	0.0022751	0.000962	3.81944E-06	0.000122	
	October	125.67859	25.91001	0.051536	0.002555	0.005300	0.0051740	0.082093	0.312932	0.000043	2.4458E-05	0.0163962	2.6448E-04	0.0011448	3.21869E-06	0.000496	0.062044	0.000017	0.0011399	0.000113	2.30331E-06	0.000303	
	November	199.92134	33.26001	0.055714	0.000806	0.000088	0.0008899	0.104743	0.027635	0.000065	5.2644E-05	0.0050664	6.9554E-05	0.0004597	1.85973E-06	0.000452	0.001695	0.000989	0.0010457	0.000196	1.21703E-05	0.000511	
	December	213.31196	30.37456	0.109195	0.001317	0.000224	0.0015245	0.076459	0.427141	0.000336	4.4634E-05	0.0003932	6.1872E-05	0.0004852	5.96608E-07	0.000260	0.000256	0.000000	0.0000107	0.000172	1.92279E-06	0.000773	
Year 22	January	250.04619	37.96905	0.170771	0.000809	0.005455	0.0022277	0.091777	0.461521	0.000265	1.2992E-04	0.0225276	6.9630E-05	0.0012654	1.08815E-05	0.000711	0.278662	0.000233	0.0329024	0.001102	2.02189E-06	0.000763	
	February	262.99686	42.64162	0.233465	0.000816	0.000971	0.0024357	0.099473	0.445996	0.000061	4.9328E-05	0.0465514	7.6805E-05	0.0021374	3.58678E-05	0.001132	0.596881	0.000487	0.0922554	0.001148	2.03885E-06	0.000528	
	March	339.74555	35.03361	0.200980	0.000719	0.027206	0.0039774	0.103758	0.219880	0.000037	5.1808E-04	0.0120085	6.6043E-05	0.0005534	4.59040E-06	0.000334	0.097473	0.000014	0.0077407	0.000388	1.79733E-06	0.000682	
	April	296.79656	42.57																				

		Uranium (U) Total	Zinc (Zn) Total	Dissolved Organic Carbon
		mg/L	mg/L	mg/L
Year 19	January	0.003270	0.000317	1.482171
	February	0.003460	0.001811	0.787851
	March	0.003230	0.000439	0.802621
	April	0.003422	0.000283	3.053623
	May	0.001228	0.004374	4.819907
	June	0.000839	0.001016	4.069028
	July	0.001145	0.000266	5.409226
	August	0.000996	0.001136	7.286695
	September	0.000773	0.000217	5.176484
	October	0.001433	0.000098	3.572715
	November	0.001690	0.000098	1.708006
	December	0.002289	0.000023	1.130916
Year 20	January	0.003270	0.000317	1.482171
	February	0.003460	0.001811	0.787851
	March	0.003230	0.000439	0.802621
	April	0.003422	0.000283	3.053623
	May	0.001228	0.004374	4.819907
	June	0.000839	0.001016	4.069028
	July	0.001145	0.000266	5.409226
	August	0.000996	0.001136	7.286695
	September	0.000773	0.000217	5.176484
	October	0.001433	0.000098	3.572715
	November	0.001690	0.000098	1.708006
	December	0.002289	0.000023	1.130916
Year 21	January	0.003270	0.000317	1.482171
	February	0.003460	0.001811	0.787851
	March	0.003230	0.000439	0.802621
	April	0.003422	0.000283	3.053623
	May	0.001228	0.004374	4.819907
	June	0.000839	0.001016	4.069028
	July	0.001145	0.000266	5.409226
	August	0.000996	0.001136	7.286695
	September	0.000773	0.000217	5.176484
	October	0.001433	0.000098	3.572715
	November	0.001690	0.000098	1.708006
	December	0.002289	0.000023	1.130916
Year 22	January	0.003270	0.000317	1.482171
	February	0.003460	0.001811	0.787851
	March	0.003230	0.000439	0.802621
	April	0.003422	0.000283	3.053623
	May	0.001228	0.004374	4.819907
	June	0.000839	0.001016	4.069028
	July	0.001145	0.000266	5.409226
	August	0.000996	0.001136	7.286695
	September	0.000773	0.000217	5.176484
	October	0.001433	0.000098	3.572715
	November	0.001690	0.000098	1.708006
	December	0.002289	0.000023	1.130916

		Hardness (from Total)	Sulphate dissolved	Nitrate (N)	Nitrite (N)	Ammonia (N)	Phosphorus (P)	Fluoride (F)	Chloride (Cl)	Cyanide Total	Cyanide Weak Acid Dissociable	Aluminum (Al) Total	Antimony (Sb) Total	Arsenic (As) Total	Cadmium (Cd) Total	Copper (Cu) Total	Iron (Fe) Total	Lead (Pb) Total	Manganese (Mn) Total	Nickel (Ni) Total	Silver (Ag) Total	Selenium (Se) Total	
		mg/L	mg/L	mg/L	mg/L	mg/L	mg/L	mg/L	mg/L	mg/L	mg/L	mg/L	mg/L	mg/L	mg/L	mg/L	mg/L	mg/L	mg/L	mg/L	mg/L	mg/L	mg/L
Year 23	January	250.04619	37.96905	0.170771	0.000809	0.005455	0.0022277	0.091777	0.461521	0.000265	1.2992E-04	0.0225276	6.9630E-05	0.0012654	1.08815E-05	0.000711	0.278662	0.000233	0.0329024	0.001102	2.02189E-06	0.000763	
	February	262.99686	42.64162	0.233465	0.000816	0.000971	0.0024357	0.099473	0.445996	0.000061	4.9328E-05	0.0465514	7.6805E-05	0.0021374	3.58678E-05	0.001132	0.596881	0.000487	0.0922554	0.001148	2.03885E-06	0.000528	
	March	339.74555	35.03361	0.200980	0.000719	0.027206	0.0039774	0.103758	0.219880	0.000037	5.1808E-04	0.0120085	6.6043E-05	0.0005534	4.59040E-06	0.000334	0.097473	0.000014	0.0077407	0.000388	1.79733E-06	0.000682	
	April	296.79656	42.57047	0.221317	0.001850	0.001057	0.0027249	0.126908	0.190288	0.000379	3.2257E-04	0.0088593	1.3682E-04	0.0006616	8.75441E-06	0.000290	0.057990	0.000021	0.0007549	0.000379	2.58300E-06	0.000699	
	May	84.41109	12.94711	0.025599	0.002396	0.001434	0.0202461	0.105838	1.145313	0.000529	4.9393E-04	0.0649530	3.5979E-04	0.0019977	1.10930E-05	0.001524	0.616812	0.000032	0.0451377	0.001612	4.14866E-06	0.000163	
	June	120.80057	21.63949	0.008011	0.003551	0.005345	0.0064198	0.101764	0.760395	0.000525	4.4295E-04	0.1072167	2.6692E-04	0.0009245	2.57073E-05	0.001736	0.269927	0.000225	0.0024302	0.001383	1.42809E-05	0.000188	
	July	162.17193	26.99296	0.009076	0.002342	0.002386	0.0036211	0.099278	0.144832	0.000484	5.1453E-04	0.0142844	4.0994E-04	0.0013024	1.10371E-05	0.000665	0.107315	0.000155	0.0025104	0.001007	5.20502E-06	0.000236	
	August	140.11929	22.77043	0.008569	0.004398	0.002840	0.0086411	0.075187	0.428974	0.000469	4.1618E-04	0.0329198	6.0809E-04	0.0008071	7.60754E-06	0.000764	0.135794	0.000216	0.0014684	0.001999	5.97675E-06	0.000270	
	September	99.68854	18.71290	0.019375	0.003527	0.009806	0.0046486	0.070760	0.820138	0.000548	4.8996E-04	0.0358180	2.9239E-04	0.0008884	5.12888E-06	0.000971	0.135928	0.000125	0.0022751	0.000962	3.81944E-06	0.000122	
	October	125.67859	25.91001	0.046276	0.002321	0.004682	0.0051740	0.082093	0.312932	0.000043	2.4458E-05	0.0163962	2.6448E-04	0.0011448	3.21869E-06	0.000496	0.062044	0.000017	0.0011399	0.000113	2.30331E-06	0.000303	
	November	199.92134	33.26001	0.055714	0.000806	0.000088	0.0008899	0.104743	0.027635	0.000065	5.2644E-05	0.0050664	6.9554E-05	0.0004597	1.85973E-06	0.000452	0.001695	0.000989	0.0010457	0.000196	1.21703E-05	0.000511	
	December	213.31196	30.37456	0.109195	0.001317	0.000224	0.0015245	0.076459	0.427141	0.000336	4.4634E-05	0.0003932	6.1872E-05	0.0004852	5.96608E-07	0.000260	0.000256	0.000000	0.0000107	0.000172	1.92279E-06	0.000773	
Year 24	January	250.04619	37.96905	0.170771	0.000809	0.005455	0.0022277	0.091777	0.461521	0.000265	1.2992E-04	0.0225276	6.9630E-05	0.0012654	1.08815E-05	0.000711	0.278662	0.000233	0.0329024	0.001102	2.02189E-06	0.000763	
	February	262.99686	42.64162	0.233465	0.000816	0.000971	0.0024357	0.099473	0.445996	0.000061	4.9328E-05	0.0465514	7.6805E-05	0.0021374	3.58678E-05	0.001132	0.596881	0.000487	0.0922554	0.001148	2.03885E-06	0.000528	
	March	339.74555	35.03361	0.200980	0.000719	0.027206	0.0039774	0.103758	0.219880	0.000037	5.1808E-04	0.0120085	6.6043E-05	0.0005534	4.59040E-06	0.000334	0.097473	0.000014	0.0077407	0.000388	1.79733E-06	0.000682	
	April	296.79656	42.57047	0.218685	0.001789	0.001008	0.0027249	0.126908	0.190288	0.000379	3.2257E-04	0.0088593	1.3682E-04	0.0006616	8.75441E-06	0.000290	0.057990	0.000021	0.0007549	0.000379	2.58300E-06	0.000699	
	May	84.41109	12.94711	0.024220	0.002298	0.001347	0.0202461	0.105838	1.145313	0.000529	4.9393E-04	0.0649530	3.5979E-04	0.0019977	1.10930E-05	0.001524	0.616812	0.000032	0.0451377	0.001612	4.14866E-06	0.000163	
	June	120.80057	21.63949	0.007528	0.003463	0.005010	0.0064198	0.101764	0.760395	0.000525	4.4295E-04	0.1072167	2.6692E-04	0.0009245	2.57073E-05	0.001736	0.269927	0.000225	0.0024302	0.001383	1.42809E-05	0.000188	
	July	162.17193	26.99296	0.008519	0.002250	0.002241	0.0036211	0.099278	0.144832	0.000484	5.1453E-04	0.0142844	4.0994E-04	0.0013024	1.10371E-05	0.000665	0.107315	0.000155	0.0025104	0.001007	5.20502E-06	0.000236	
	August	140.11929	22.77043	0.008055	0.004293	0.002688	0.0086411	0.075187	0.428974	0.000469	4.1618E-04	0.0329198	6.0809E-04	0.0008071	7.60754E-06	0.000764	0.135794	0.000216	0.0014684	0.001999	5.97675E-06	0.000270	
	September	99.68854	18.71290	0.018275	0.003401	0.009258	0.0046486	0.070760	0.820138	0.000548	4.8996E-04	0.0358180	2.9239E-04	0.0008884	5.12888E-06	0.000971	0.135928	0.000125	0.0022751	0.000962	3.81944E-06	0.000122	
	October	125.67859	25.91001	0.043898	0.002215	0.004402	0.0051740	0.082093	0.312932	0.000043	2.4458E-05	0.0163962	2.6448E-04	0.0011448	3.21869E-06	0.000496	0.062044	0.000017	0.0011399	0.000113	2.30331E-06	0.000303	
	November	199.92134	33.26001	0.055714	0.000806	0.000088	0.0008899	0.104743	0.027635	0.000065	5.2644E-05	0.0050664	6.9554E-05	0.0004597	1.85973E-06	0.000452	0.001695	0.000989	0.0010457	0.000196	1.21703E-05	0.000511	
	December	213.31196	30.37456	0.109195	0.001317	0.000224	0.0015245	0.076459	0.427141	0.000336	4.4634E-05	0.0003932	6.1872E-05	0.0004852	5.96608E-07	0.000260	0.000256	0.000000	0.0000107	0.000172	1.92279E-06	0.000773	
Year 25	January	250.04619	37.96905	0.170771	0.000809	0.005455	0.0022277	0.091777	0.461521	0.000265	1.2992E-04	0.0225276	6.9630E-05	0.0012654	1.08815E-05	0.000711	0.278662	0.000233	0.0329024	0.001102	2.02189E-06	0.000763	
	February	262.99686	42.64162	0.233465	0.000816	0.000971	0.0024357	0.099473	0.445996	0.000061	4.9328E-05	0.0465514	7.6805E-05	0.0021374	3.58678E-05	0.001132	0.596881	0.000487	0.0922554	0.001148	2.03885E-06	0.000528	
	March	339.74555	35.03361	0.200980	0.000719	0.027206	0.0039774	0.103758	0.219880	0.000037	5.1808E-04	0.0120085	6.6043E-05	0.0005534	4.59040E-06	0.000334	0.097473	0.000014	0.0077407	0.000388	1.79733E-06	0.000682	
	April	296.79656	42.57047	0.216223	0.001733	0.000962	0.0027249	0.126908	0.190288	0.000379	3.2257E-04	0.0088593	1.3682E-04	0.0006616	8.75441E-06	0.000290	0.057990	0.000021	0.0007549	0.000379	2.58300E-06	0.000699	
	May	84.41109	12.94711	0.022930	0.002206	0.001265	0.0202461	0.105838	1.145313	0.000529	4.9393E-04	0.0649530	3.5979E-04	0.0019977	1.10930E-05	0.001524	0.616812	0.000032	0.0451377	0.001612	4.14866E-06	0.000163	
	June	120.80057	21.63949	0.007077	0.003381	0.004696	0.0064198	0.101764	0.760395	0.000525	4.4295E-04	0.1072167	2.6692E-04	0.0009245	2.57073E-05	0.001736	0.269927	0.000225	0.0024302	0.001383	1.42809E-05	0.000188	
	July	162.17193	26.99296	0.007998	0.002163	0.002105	0.0036211	0.099278	0.144832	0.000484	5.1453E-04	0.0142844	4.0994E-04	0.0013024	1.10371E-05	0.000665	0.107315	0.000155	0.0025104	0.001007	5.20502E-06	0.000236	
	August	140.11929	22.77043	0.007574	0.004195	0.002546	0.0086411	0.075187	0.428974	0.000469	4.1618E-04	0.0329198	6.0809E-04	0.0008071	7.60754E-06	0.000764	0.135794	0.000216	0.0014684	0.001999	5.97675E-06	0.000270	
	September	99.68854	18.71290	0.017247	0.003283	0.008745	0.0046486	0.070760	0.820138	0.000548	4.8996E-04	0.0358180	2.9239E-04	0.0008884	5.12888E-06	0.000971	0.135928	0.000125	0.0022751	0.000962	3.81944E-06	0.000122	
	October	125.67859	25.91001	0.041674	0.002116	0.004141	0.0051740	0.082093	0.312932	0.000043	2.4458E-05	0.0163962	2.6448E-04	0.0011448	3.21869E-06	0.000496	0.062044	0.000017	0.0011399	0.000113	2.30331E-06	0.000303	
	November	199.92134	33.26001	0.055714	0.000806	0.000088	0.0008899	0.104743	0.027635	0.000065	5.2644E-05	0.0050664	6.9554E-05	0.0004597	1.85973E-06	0.000452	0.001695	0.000989	0.0010457	0.000196	1.21703E-05	0.000511	
	December	213.31196	30.37456	0.109195	0.001317	0.000224	0.0015245	0.076459	0.427141	0.000336	4.4634E-05	0.0003932	6.1872E-05	0.0004852	5.96608E-07	0.000260	0.000256	0.000000	0.0000107	0.000172	1.92279E-06	0.000773	
Year 26	January	292.81546	69.72153	0.156069	0.002268	0.009698	0.0085371	0.109986	2.998361	0.000267	1.3641E-04	0.0244087	1.0697E-03	0.0017147	1.75765E-05	0.001442	0.262716	0.000769	0.0790028	0.001449	4.21123E-06	0.000701	
	February	308.67492	77.64103	0.209119	0.002452	0.006714	0.0084610	0.118721	3.195724	0.000086	6.5606E-05	0.0489108	1.1992E-03	0.0025372	3.65457E-05	0.001902	0.542911	0.001008	0.1441538	0.001529	4.48937E-06	0.000729	
	March	384.71220	80.50622	0.172317	0.002812	0.036547	0.0131658	0.127047	3.879902	0.000070	4.7381E-04	0.0218105	1.4960E-03	0.0012918	4.41825E-06	0.001429	0.234145	0.000810	0.0352252	0.000817	4.94208E-06	0.000789	
	April	318.94102	59.63																				

		Uranium (U) Total	Zinc (Zn) Total	Dissolved Organic Carbon
		mg/L	mg/L	mg/L
Year 23	January	0.003270	0.000317	1.482171
	February	0.003460	0.001811	0.787851
	March	0.003230	0.000439	0.802621
	April	0.003422	0.000283	3.053623
	May	0.001228	0.004374	4.819907
	June	0.000839	0.001016	4.069028
	July	0.001145	0.000266	5.409226
	August	0.000996	0.001136	7.286695
	September	0.000773	0.000217	5.176484
	October	0.001433	0.000098	3.572715
	November	0.001690	0.000098	1.708006
	December	0.002289	0.000023	1.130916
Year 24	January	0.003270	0.000317	1.482171
	February	0.003460	0.001811	0.787851
	March	0.003230	0.000439	0.802621
	April	0.003422	0.000283	3.053623
	May	0.001228	0.004374	4.819907
	June	0.000839	0.001016	4.069028
	July	0.001145	0.000266	5.409226
	August	0.000996	0.001136	7.286695
	September	0.000773	0.000217	5.176484
	October	0.001433	0.000098	3.572715
	November	0.001690	0.000098	1.708006
	December	0.002289	0.000023	1.130916
Year 25	January	0.003270	0.000317	1.482171
	February	0.003460	0.001811	0.787851
	March	0.003230	0.000439	0.802621
	April	0.003422	0.000283	3.053623
	May	0.001228	0.004374	4.819907
	June	0.000839	0.001016	4.069028
	July	0.001145	0.000266	5.409226
	August	0.000996	0.001136	7.286695
	September	0.000773	0.000217	5.176484
	October	0.001433	0.000098	3.572715
	November	0.001690	0.000098	1.708006
	December	0.002289	0.000023	1.130916
Year 26	January	0.003180	0.000547	1.334622
	February	0.003207	0.001882	0.696981
	March	0.002774	0.000386	0.680264
	April	0.004110	0.000574	2.907228
	May	0.001991	0.005934	4.681114
	June	0.001378	0.002088	3.953093
	July	0.001737	0.000514	5.230511
	August	0.001734	0.002258	7.003132
	September	0.001579	0.000654	4.939716
	October	0.002165	0.000281	3.348712
	November	0.002142	0.000263	1.591246
	December	0.002482	0.000051	1.037857

		Hardness (from Total)	Sulphate dissolved	Nitrate (N)	Nitrite (N)	Ammonia (N)	Phosphorus (P)	Fluoride (F)	Chloride (Cl)	Cyanide Total	Cyanide Weak Acid Dissociable	Aluminum (Al) Total	Antimony (Sb) Total	Arsenic (As) Total	Cadmium (Cd) Total	Copper (Cu) Total	Iron (Fe) Total	Lead (Pb) Total	Manganese (Mn) Total	Nickel (Ni) Total	Silver (Ag) Total	Selenium (Se) Total	
		mg/L	mg/L	mg/L	mg/L	mg/L	mg/L	mg/L	mg/L	mg/L	mg/L	mg/L	mg/L	mg/L	mg/L	mg/L	mg/L	mg/L	mg/L	mg/L	mg/L	mg/L	mg/L
Year 27	January	292.81546	69.72153	0.156069	0.002268	0.009698	0.0085371	0.109986	2.998361	0.000267	1.3641E-04	0.0244087	1.0697E-03	0.0017147	1.75765E-05	0.001442	0.262716	0.000769	0.0790028	0.001449	4.21123E-06	0.000701	
	February	308.67492	77.64103	0.209119	0.002452	0.006714	0.0084610	0.118721	3.195724	0.000086	6.5606E-05	0.0489108	1.1992E-03	0.0025372	3.65457E-05	0.001902	0.542911	0.001008	0.1441538	0.001529	4.48937E-06	0.000729	
	March	384.71220	80.50622	0.172317	0.002812	0.036547	0.0131658	0.127047	3.879902	0.000070	4.7381E-04	0.0218105	1.4960E-03	0.0012918	4.41825E-06	0.001429	0.234145	0.000810	0.0352252	0.000817	4.94208E-06	0.000789	
	April	318.94102	59.63103	0.202846	0.002380	0.001580	0.0062762	0.135524	1.569619	0.000376	3.2015E-04	0.0128074	6.7159E-04	0.0009392	2.31363E-05	0.000707	0.086937	0.000134	0.0088073	0.000592	3.74433E-06	0.000912	
	May	105.28947	24.81504	0.020256	0.002512	0.001612	0.0220226	0.112211	2.002093	0.000523	4.8807E-04	0.0654409	5.3803E-04	0.0022923	2.96631E-05	0.001756	0.633628	0.000072	0.0670664	0.001723	4.85276E-06	0.000246	
	June	138.05774	31.89303	0.006171	0.003612	0.006018	0.0075786	0.107230	1.528859	0.000519	4.3776E-04	0.1066503	3.7866E-04	0.0012621	4.80079E-05	0.001932	0.285279	0.000277	0.0214995	0.001484	1.46054E-05	0.000295	
	July	179.21533	37.86522	0.006926	0.002450	0.002687	0.0047705	0.105051	0.995158	0.000477	5.0556E-04	0.0158211	7.2979E-04	0.0012941	2.31467E-05	0.000908	0.118328	0.000218	0.0160449	0.001125	5.82455E-06	0.000360	
	August	164.17583	37.38113	0.006554	0.004533	0.003281	0.0092227	0.084187	1.538718	0.000464	4.1057E-04	0.0349720	1.0236E-03	0.0010266	1.50483E-05	0.001084	0.150975	0.000431	0.0098682	0.002120	6.78679E-06	0.000402	
	September	132.92624	37.90915	0.015228	0.003795	0.011631	0.0062134	0.083093	2.176239	0.000538	4.8065E-04	0.0360965	8.2411E-04	0.0013836	1.78049E-05	0.001246	0.145023	0.000233	0.0223155	0.001155	5.13130E-06	0.000268	
	October	167.99553	50.84038	0.036784	0.002959	0.006789	0.0083626	0.097514	1.991692	0.000060	3.3049E-05	0.0215042	9.4092E-04	0.0017050	1.01616E-05	0.001015	0.087920	0.000252	0.0144958	0.000460	4.07697E-06	0.000583	
	November	237.59190	57.94609	0.053549	0.001920	0.000928	0.0021672	0.118331	0.787965	0.000082	6.3528E-05	0.0106330	8.2884E-04	0.0008647	9.22598E-06	0.001030	0.018687	0.001268	0.0113583	0.000458	1.31522E-05	0.000691	
	December	254.27063	58.60239	0.102197	0.002541	0.002828	0.0050837	0.093815	2.625507	0.000333	5.7657E-05	0.0031091	9.2760E-04	0.0009428	2.67365E-06	0.000932	0.004588	0.000047	0.0008613	0.000444	3.83192E-06	0.000849	
Year 28	January	292.81546	69.72153	0.156069	0.002268	0.009698	0.0085371	0.109986	2.998361	0.000267	1.3641E-04	0.0244087	1.0697E-03	0.0017147	1.75765E-05	0.001442	0.262716	0.000769	0.0790028	0.001449	4.21123E-06	0.000701	
	February	308.67492	77.64103	0.209119	0.002452	0.006714	0.0084610	0.118721	3.195724	0.000086	6.5606E-05	0.0489108	1.1992E-03	0.0025372	3.65457E-05	0.001902	0.542911	0.001008	0.1441538	0.001529	4.48937E-06	0.000729	
	March	384.71220	80.50622	0.172317	0.002812	0.036547	0.0131658	0.127047	3.879902	0.000070	4.7381E-04	0.0218105	1.4960E-03	0.0012918	4.41825E-06	0.001429	0.234145	0.000810	0.0352252	0.000817	4.94208E-06	0.000789	
	April	318.94102	59.63103	0.200925	0.002336	0.001545	0.0062762	0.135524	1.569619	0.000376	3.2015E-04	0.0128074	6.7159E-04	0.0009392	2.31363E-05	0.000707	0.086937	0.000134	0.0088073	0.000592	3.74433E-06	0.000912	
	May	105.28947	24.81504	0.019229	0.002439	0.001547	0.0220226	0.112211	2.002093	0.000523	4.8807E-04	0.0654409	5.3803E-04	0.0022923	2.96631E-05	0.001756	0.633628	0.000072	0.0670664	0.001723	4.85276E-06	0.000246	
	June	138.05774	31.89303	0.005812	0.003547	0.005768	0.0075786	0.107230	1.528859	0.000519	4.3776E-04	0.1066503	3.7866E-04	0.0012621	4.80079E-05	0.001932	0.285279	0.000277	0.0214995	0.001484	1.46054E-05	0.000295	
	July	179.21533	37.86522	0.006513	0.002381	0.002580	0.0047705	0.105051	0.995158	0.000477	5.0556E-04	0.0158211	7.2979E-04	0.0012941	2.31467E-05	0.000908	0.118328	0.000218	0.0160449	0.001125	5.82455E-06	0.000360	
	August	164.17583	37.38113	0.006176	0.004455	0.003169	0.0092227	0.084187	1.538718	0.000464	4.1057E-04	0.0349720	1.0236E-03	0.0010266	1.50483E-05	0.001084	0.150975	0.000431	0.0098682	0.002120	6.78679E-06	0.000402	
	September	132.92624	37.90915	0.014410	0.003701	0.011224	0.0062134	0.083093	2.176239	0.000538	4.8065E-04	0.0360965	8.2411E-04	0.0013836	1.78049E-05	0.001246	0.145023	0.000233	0.0223155	0.001155	5.13130E-06	0.000268	
	October	167.99553	50.84038	0.035047	0.002881	0.006584	0.0083626	0.097514	1.991692	0.000060	3.3049E-05	0.0215042	9.4092E-04	0.0017050	1.01616E-05	0.001015	0.087920	0.000252	0.0144958	0.000460	4.07697E-06	0.000583	
	November	237.59190	57.94609	0.053549	0.001920	0.000928	0.0021672	0.118331	0.787965	0.000082	6.3528E-05	0.0106330	8.2884E-04	0.0008647	9.22598E-06	0.001030	0.018687	0.001268	0.0113583	0.000458	1.31522E-05	0.000691	
	December	254.27063	58.60239	0.102197	0.002541	0.002828	0.0050837	0.093815	2.625507	0.000333	5.7657E-05	0.0031091	9.2760E-04	0.0009428	2.67365E-06	0.000932	0.004588	0.000047	0.0008613	0.000444	3.83192E-06	0.000849	
Year 29	January	292.81546	69.72153	0.156069	0.002268	0.009698	0.0085371	0.109986	2.998361	0.000267	1.3641E-04	0.0244087	1.0697E-03	0.0017147	1.75765E-05	0.001442	0.262716	0.000769	0.0790028	0.001449	4.21123E-06	0.000701	
	February	308.67492	77.64103	0.209119	0.002452	0.006714	0.0084610	0.118721	3.195724	0.000086	6.5606E-05	0.0489108	1.1992E-03	0.0025372	3.65457E-05	0.001902	0.542911	0.001008	0.1441538	0.001529	4.48937E-06	0.000729	
	March	384.71220	80.50622	0.172317	0.002812	0.036547	0.0131658	0.127047	3.879902	0.000070	4.7381E-04	0.0218105	1.4960E-03	0.0012918	4.41825E-06	0.001429	0.234145	0.000810	0.0352252	0.000817	4.94208E-06	0.000789	
	April	318.94102	59.63103	0.199128	0.002295	0.001511	0.0062762	0.135524	1.569619	0.000376	3.2015E-04	0.0128074	6.7159E-04	0.0009392	2.31363E-05	0.000707	0.086937	0.000134	0.0088073	0.000592	3.74433E-06	0.000912	
	May	105.28947	24.81504	0.018268	0.002371	0.001486	0.0220226	0.112211	2.002093	0.000523	4.8807E-04	0.0654409	5.3803E-04	0.0022923	2.96631E-05	0.001756	0.633628	0.000072	0.0670664	0.001723	4.85276E-06	0.000246	
	June	138.05774	31.89303	0.005476	0.003486	0.005535	0.0075786	0.107230	1.528859	0.000519	4.3776E-04	0.1066503	3.7866E-04	0.0012621	4.80079E-05	0.001932	0.285279	0.000277	0.0214995	0.001484	1.46054E-05	0.000295	
	July	179.21533	37.86522	0.006127	0.002317	0.002479	0.0047705	0.105051	0.995158	0.000477	5.0556E-04	0.0158211	7.2979E-04	0.0012941	2.31467E-05	0.000908	0.118328	0.000218	0.0160449	0.001125	5.82455E-06	0.000360	
	August	164.17583	37.38113	0.005821	0.004383	0.003064	0.0092227	0.084187	1.538718	0.000464	4.1057E-04	0.0349720	1.0236E-03	0.0010266	1.50483E-05	0.001084	0.150975	0.000431	0.0098682	0.002120	6.78679E-06	0.000402	
	September	132.92624	37.90915	0.013645	0.003613	0.010843	0.0062134	0.083093	2.176239	0.000538	4.8065E-04	0.0360965	8.2411E-04	0.0013836	1.78049E-05	0.001246	0.145023	0.000233	0.0223155	0.001155	5.13130E-06	0.000268	
	October	167.99553	50.84038	0.033421	0.002809	0.006393	0.0083626	0.097514	1.991692	0.000060	3.3049E-05	0.0215042	9.4092E-04	0.0017050	1.01616E-05	0.001015	0.087920	0.000252	0.0144958	0.000460	4.07697E-06	0.000583	
	November	237.59190	57.94609	0.053549	0.001920	0.000928	0.0021672	0.118331	0.787965	0.000082	6.3528E-05	0.0106330	8.2884E-04	0.0008647	9.22598E-06	0.001030	0.018687	0.001268	0.0113583	0.000458	1.31522E-05	0.000691	
	December	254.27063	58.60239	0.102197	0.002541	0.002828	0.0050837	0.093815	2.625507	0.000333	5.7657E-05	0.0031091	9.2760E-04	0.0009428	2.67365E-06	0.000932	0.004588	0.000047	0.0008613	0.000444	3.83192E-06	0.000849	
Year 30	January	292.81546	69.72153	0.156069	0.002268	0.009698	0.0085371	0.109986	2.998361	0.000267	1.3641E-04	0.0244087	1.0697E-03	0.0017147	1.75765E-05	0.001442	0.262716	0.000769	0.0790028	0.001449	4.21123E-06	0.000701	
	February	308.67492	77.64103	0.209119	0.002452	0.006714	0.0084610	0.118721	3.195724	0.000086	6.5606E-05	0.0489108	1.1992E-03	0.0025372	3.65457E-05	0.001902	0.542911	0.001008	0.1441538	0.001529	4.48937E-06	0.000729	
	March	384.71220	80.50622	0.172317	0.002812	0.036547	0.0131658	0.127047	3.879902	0.000070	4.7381E-04	0.0218105	1.4960E-03	0.0012918	4.41825E-06	0.001429	0.234145	0.000810	0.0352252	0.000817	4.94208E-06	0.000789	
	April	318.94102																					

		Uranium (U) Total	Zinc (Zn) Total	Dissolved Organic Carbon
		mg/L	mg/L	mg/L
Year 27	January	0.003180	0.000547	1.334622
	February	0.003207	0.001882	0.696981
	March	0.002774	0.000386	0.680264
	April	0.004110	0.000574	2.907228
	May	0.001991	0.005934	4.681114
	June	0.001378	0.002088	3.953093
	July	0.001737	0.000514	5.230511
	August	0.001734	0.002258	7.003132
	September	0.001579	0.000654	4.939716
	October	0.002165	0.000281	3.348712
	November	0.002142	0.000263	1.591246
	December	0.002482	0.000051	1.037857
Year 28	January	0.003180	0.000547	1.334622
	February	0.003207	0.001882	0.696981
	March	0.002774	0.000386	0.680264
	April	0.004110	0.000574	2.907228
	May	0.001991	0.005934	4.681114
	June	0.001378	0.002088	3.953093
	July	0.001737	0.000514	5.230511
	August	0.001734	0.002258	7.003132
	September	0.001579	0.000654	4.939716
	October	0.002165	0.000281	3.348712
	November	0.002142	0.000263	1.591246
	December	0.002482	0.000051	1.037857
Year 29	January	0.003180	0.000547	1.334622
	February	0.003207	0.001882	0.696981
	March	0.002774	0.000386	0.680264
	April	0.004110	0.000574	2.907228
	May	0.001991	0.005934	4.681114
	June	0.001378	0.002088	3.953093
	July	0.001737	0.000514	5.230511
	August	0.001734	0.002258	7.003132
	September	0.001579	0.000654	4.939716
	October	0.002165	0.000281	3.348712
	November	0.002142	0.000263	1.591246
	December	0.002482	0.000051	1.037857
Year 30	January	0.003180	0.000547	1.334622
	February	0.003207	0.001882	0.696981
	March	0.002774	0.000386	0.680264
	April	0.004110	0.000574	2.907228
	May	0.001991	0.005934	4.681114
	June	0.001378	0.002088	3.953093
	July	0.001737	0.000514	5.230511
	August	0.001734	0.002258	7.003132
	September	0.001579	0.000654	4.939716
	October	0.002165	0.000281	3.348712
	November	0.002142	0.000263	1.591246
	December	0.002482	0.000051	1.037857

		Hardness (from Total)	Sulphate dissolved	Nitrate (N)	Nitrite (N)	Ammonia (N)	Phosphorus (P)	Fluoride (F)	Chloride (Cl)	Cyanide Total	Cyanide Weak Acid Dissociable	Aluminum (Al) Total	Antimony (Sb) Total	Arsenic (As) Total	Cadmium (Cd) Total	Copper (Cu) Total	Iron (Fe) Total	Lead (Pb) Total	Manganese (Mn) Total	Nickel (Ni) Total	Silver (Ag) Total	Selenium (Se) Total	
		mg/L	mg/L	mg/L	mg/L	mg/L	mg/L	mg/L	mg/L	mg/L	mg/L	mg/L	mg/L	mg/L	mg/L	mg/L	mg/L	mg/L	mg/L	mg/L	mg/L	mg/L	mg/L
Year 31	January	292.81546	69.72153	0.156069	0.002268	0.009698	0.0085371	0.109986	2.998361	0.000267	1.3641E-04	0.0244087	1.0697E-03	0.0017147	1.75765E-05	0.001442	0.262716	0.000769	0.0790028	0.001449	4.21123E-06	0.000701	
	February	308.67492	77.64103	0.209119	0.002452	0.006714	0.0084610	0.118721	3.195724	0.000086	6.5606E-05	0.0489108	1.1992E-03	0.0025372	3.65457E-05	0.001902	0.542911	0.001008	0.1441538	0.001529	4.48937E-06	0.000729	
	March	384.71220	80.50622	0.172317	0.002812	0.036547	0.0131658	0.127047	3.879902	0.000070	4.7381E-04	0.0218105	1.4960E-03	0.0012918	4.41825E-06	0.001429	0.234145	0.000810	0.0352252	0.000817	4.94208E-06	0.000789	
	April	318.94102	59.63103	0.195873	0.002220	0.001451	0.0062762	0.135524	1.569619	0.000376	3.2015E-04	0.0128074	6.7159E-04	0.0009392	2.31363E-05	0.000707	0.086937	0.000134	0.0088073	0.000592	3.74433E-06	0.000912	
	May	105.28947	24.81504	0.016528	0.002248	0.001376	0.0220226	0.112211	2.002093	0.000523	4.8807E-04	0.0654409	5.3803E-04	0.0022923	2.96631E-05	0.001756	0.633628	0.000072	0.0670664	0.001723	4.85276E-06	0.000246	
	June	138.05774	31.89303	0.004867	0.003375	0.005112	0.0075786	0.107230	1.528859	0.000519	4.3776E-04	0.1066503	3.7866E-04	0.0012621	4.80079E-05	0.001932	0.285279	0.000277	0.0214995	0.001484	1.46054E-05	0.000295	
	July	179.21533	37.86522	0.005427	0.002200	0.002297	0.0047705	0.105051	0.995158	0.000477	5.0556E-04	0.0158211	7.2979E-04	0.0012941	2.31467E-05	0.000908	0.118328	0.000218	0.0160449	0.001125	5.82455E-06	0.000360	
	August	164.17583	37.38113	0.005180	0.004252	0.002875	0.0092227	0.084187	1.538718	0.000464	4.1057E-04	0.0349720	1.0236E-03	0.0010266	1.50483E-05	0.001084	0.150975	0.000431	0.0098682	0.002120	6.78679E-06	0.000402	
	September	132.92624	37.90915	0.012260	0.003455	0.010152	0.0062134	0.083093	2.176239	0.000538	4.8065E-04	0.0360965	8.2411E-04	0.0013836	1.78049E-05	0.001246	0.145023	0.000233	0.0223155	0.001155	5.13130E-06	0.000268	
	October	167.99553	50.84038	0.030477	0.002678	0.006048	0.0083626	0.097514	1.991692	0.000060	3.3049E-05	0.0215042	9.4092E-04	0.0017050	1.01616E-05	0.001015	0.087920	0.000252	0.0144958	0.000460	4.07697E-06	0.000583	
	November	237.59190	57.94609	0.053549	0.001920	0.000928	0.0021672	0.118331	0.787965	0.000082	6.3528E-05	0.0106330	8.2884E-04	0.0008647	9.22598E-06	0.001030	0.018687	0.001268	0.0113583	0.000458	1.31522E-05	0.000691	
	December	254.27063	58.60239	0.102197	0.002541	0.002828	0.0050837	0.093815	2.625507	0.000333	5.7657E-05	0.0031091	9.2760E-04	0.0009428	2.67365E-06	0.000932	0.004588	0.000047	0.0008613	0.000444	3.83192E-06	0.000849	
Year 32	January	292.81546	69.72153	0.156069	0.002268	0.009698	0.0085371	0.109986	2.998361	0.000267	1.3641E-04	0.0244087	1.0697E-03	0.0017147	1.75765E-05	0.001442	0.262716	0.000769	0.0790028	0.001449	4.21123E-06	0.000701	
	February	308.67492	77.64103	0.209119	0.002452	0.006714	0.0084610	0.118721	3.195724	0.000086	6.5606E-05	0.0489108	1.1992E-03	0.0025372	3.65457E-05	0.001902	0.542911	0.001008	0.1441538	0.001529	4.48937E-06	0.000729	
	March	384.71220	80.50622	0.172317	0.002812	0.036547	0.0131658	0.127047	3.879902	0.000070	4.7381E-04	0.0218105	1.4960E-03	0.0012918	4.41825E-06	0.001429	0.234145	0.000810	0.0352252	0.000817	4.94208E-06	0.000789	
	April	318.94102	59.63103	0.194400	0.002186	0.001424	0.0062762	0.135524	1.569619	0.000376	3.2015E-04	0.0128074	6.7159E-04	0.0009392	2.31363E-05	0.000707	0.086937	0.000134	0.0088073	0.000592	3.74433E-06	0.000912	
	May	105.28947	24.81504	0.015741	0.002192	0.001326	0.0220226	0.112211	2.002093	0.000523	4.8807E-04	0.0654409	5.3803E-04	0.0022923	2.96631E-05	0.001756	0.633628	0.000072	0.0670664	0.001723	4.85276E-06	0.000246	
	June	138.05774	31.89303	0.004592	0.003325	0.004921	0.0075786	0.107230	1.528859	0.000519	4.3776E-04	0.1066503	3.7866E-04	0.0012621	4.80079E-05	0.001932	0.285279	0.000277	0.0214995	0.001484	1.46054E-05	0.000295	
	July	179.21533	37.86522	0.005111	0.002148	0.002214	0.0047705	0.105051	0.995158	0.000477	5.0556E-04	0.0158211	7.2979E-04	0.0012941	2.31467E-05	0.000908	0.118328	0.000218	0.0160449	0.001125	5.82455E-06	0.000360	
	August	164.17583	37.38113	0.004889	0.004192	0.002789	0.0092227	0.084187	1.538718	0.000464	4.1057E-04	0.0349720	1.0236E-03	0.0010266	1.50483E-05	0.001084	0.150975	0.000431	0.0098682	0.002120	6.78679E-06	0.000402	
	September	132.92624	37.90915	0.011633	0.003383	0.009840	0.0062134	0.083093	2.176239	0.000538	4.8065E-04	0.0360965	8.2411E-04	0.0013836	1.78049E-05	0.001246	0.145023	0.000233	0.0223155	0.001155	5.13130E-06	0.000268	
	October	167.99553	50.84038	0.029145	0.002619	0.005891	0.0083626	0.097514	1.991692	0.000060	3.3049E-05	0.0215042	9.4092E-04	0.0017050	1.01616E-05	0.001015	0.087920	0.000252	0.0144958	0.000460	4.07697E-06	0.000583	
	November	237.59190	57.94609	0.053549	0.001920	0.000928	0.0021672	0.118331	0.787965	0.000082	6.3528E-05	0.0106330	8.2884E-04	0.0008647	9.22598E-06	0.001030	0.018687	0.001268	0.0113583	0.000458	1.31522E-05	0.000691	
	December	254.27063	58.60239	0.102197	0.002541	0.002828	0.0050837	0.093815	2.625507	0.000333	5.7657E-05	0.0031091	9.2760E-04	0.0009428	2.67365E-06	0.000932	0.004588	0.000047	0.0008613	0.000444	3.83192E-06	0.000849	
Year 33	January	292.81546	69.72153	0.156069	0.002268	0.009698	0.0085371	0.109986	2.998361	0.000267	1.3641E-04	0.0244087	1.0697E-03	0.0017147	1.75765E-05	0.001442	0.262716	0.000769	0.0790028	0.001449	4.21123E-06	0.000701	
	February	308.67492	77.64103	0.209119	0.002452	0.006714	0.0084610	0.118721	3.195724	0.000086	6.5606E-05	0.0489108	1.1992E-03	0.0025372	3.65457E-05	0.001902	0.542911	0.001008	0.1441538	0.001529	4.48937E-06	0.000729	
	March	384.71220	80.50622	0.172317	0.002812	0.036547	0.0131658	0.127047	3.879902	0.000070	4.7381E-04	0.0218105	1.4960E-03	0.0012918	4.41825E-06	0.001429	0.234145	0.000810	0.0352252	0.000817	4.94208E-06	0.000789	
	April	318.94102	59.63103	0.193022	0.002154	0.001398	0.0062762	0.135524	1.569619	0.000376	3.2015E-04	0.0128074	6.7159E-04	0.0009392	2.31363E-05	0.000707	0.086937	0.000134	0.0088073	0.000592	3.74433E-06	0.000912	
	May	105.28947	24.81504	0.015005	0.002140	0.001280	0.0220226	0.112211	2.002093	0.000523	4.8807E-04	0.0654409	5.3803E-04	0.0022923	2.96631E-05	0.001756	0.633628	0.000072	0.0670664	0.001723	4.85276E-06	0.000246	
	June	138.05774	31.89303	0.004334	0.003278	0.004742	0.0075786	0.107230	1.528859	0.000519	4.3776E-04	0.1066503	3.7866E-04	0.0012621	4.80079E-05	0.001932	0.285279	0.000277	0.0214995	0.001484	1.46054E-05	0.000295	
	July	179.21533	37.86522	0.004815	0.002098	0.002137	0.0047705	0.105051	0.995158	0.000477	5.0556E-04	0.0158211	7.2979E-04	0.0012941	2.31467E-05	0.000908	0.118328	0.000218	0.0160449	0.001125	5.82455E-06	0.000360	
	August	164.17583	37.38113	0.004618	0.004137	0.002709	0.0092227	0.084187	1.538718	0.000464	4.1057E-04	0.0349720	1.0236E-03	0.0010266	1.50483E-05	0.001084	0.150975	0.000431	0.0098682	0.002120	6.78679E-06	0.000402	
	September	132.92624	37.90915	0.011046	0.003316	0.009548	0.0062134	0.083093	2.176239	0.000538	4.8065E-04	0.0360965	8.2411E-04	0.0013836	1.78049E-05	0.001246	0.145023	0.000233	0.0223155	0.001155	5.13130E-06	0.000268	
	October	167.99553	50.84038	0.027899	0.002563	0.005745	0.0083626	0.097514	1.991692	0.000060	3.3049E-05	0.0215042	9.4092E-04	0.0017050	1.01616E-05	0.001015	0.087920	0.000252	0.0144958	0.000460	4.07697E-06	0.000583	
	November	237.59190	57.94609	0.053549	0.001920	0.000928	0.0021672	0.118331	0.787965	0.000082	6.3528E-05	0.0106330	8.2884E-04	0.0008647	9.22598E-06	0.001030	0.018687	0.001268	0.0113583	0.000458	1.31522E-05	0.000691	
	December	254.27063	58.60239	0.102197	0.002541	0.002828	0.0050837	0.093815	2.625507	0.000333	5.7657E-05	0.0031091	9.2760E-04	0.0009428	2.67365E-06	0.000932	0.004588	0.000047	0.0008613	0.000444	3.83192E-06	0.000849	
Year 34	January	292.81546	69.72153	0.156069	0.002268	0.009698	0.0085371	0.109986	2.998361	0.000267	1.3641E-04	0.0244087	1.0697E-03	0.0017147	1.75765E-05	0.001442	0.262716	0.000769	0.0790028	0.001449	4.21123E-06	0.000701	
	February	308.67492	77.64103	0.209119	0.002452	0.006714	0.0084610	0.118721	3.195724	0.000086	6.5606E-05	0.0489108	1.1992E-03	0.0025372	3.65457E-05	0.001902	0.542911	0.001008	0.1441538	0.001529	4.48937E-06	0.000729	
	March	384.71220	80.50622	0.172317	0.002812	0.036547	0.0131658	0.127047	3.879902	0.000070	4.7381E-04	0.0218105	1.4960E-03	0.0012918	4.41825E-06	0.001429	0.234145	0.000810	0.0352252	0.000817	4.94208E-06	0.000789	
	April	318.94102																					

		Uranium (U) Total	Zinc (Zn) Total	Dissolved Organic Carbon
		mg/L	mg/L	mg/L
Year 31	January	0.003180	0.000547	1.334622
	February	0.003207	0.001882	0.696981
	March	0.002774	0.000386	0.680264
	April	0.004110	0.000574	2.907228
	May	0.001991	0.005934	4.681114
	June	0.001378	0.002088	3.953093
	July	0.001737	0.000514	5.230511
	August	0.001734	0.002258	7.003132
	September	0.001579	0.000654	4.939716
	October	0.002165	0.000281	3.348712
	November	0.002142	0.000263	1.591246
	December	0.002482	0.000051	1.037857
Year 32	January	0.003180	0.000547	1.334622
	February	0.003207	0.001882	0.696981
	March	0.002774	0.000386	0.680264
	April	0.004110	0.000574	2.907228
	May	0.001991	0.005934	4.681114
	June	0.001378	0.002088	3.953093
	July	0.001737	0.000514	5.230511
	August	0.001734	0.002258	7.003132
	September	0.001579	0.000654	4.939716
	October	0.002165	0.000281	3.348712
	November	0.002142	0.000263	1.591246
	December	0.002482	0.000051	1.037857
Year 33	January	0.003180	0.000547	1.334622
	February	0.003207	0.001882	0.696981
	March	0.002774	0.000386	0.680264
	April	0.004110	0.000574	2.907228
	May	0.001991	0.005934	4.681114
	June	0.001378	0.002088	3.953093
	July	0.001737	0.000514	5.230511
	August	0.001734	0.002258	7.003132
	September	0.001579	0.000654	4.939716
	October	0.002165	0.000281	3.348712
	November	0.002142	0.000263	1.591246
	December	0.002482	0.000051	1.037857
Year 34	January	0.003180	0.000547	1.334622
	February	0.003207	0.001882	0.696981
	March	0.002774	0.000386	0.680264
	April	0.004110	0.000574	2.907228
	May	0.001991	0.005934	4.681114
	June	0.001378	0.002088	3.953093
	July	0.001737	0.000514	5.230511
	August	0.001734	0.002258	7.003132
	September	0.001579	0.000654	4.939716
	October	0.002165	0.000281	3.348712
	November	0.002142	0.000263	1.591246
	December	0.002482	0.000051	1.037857

		Hardness (from Total)	Sulphate dissolved	Nitrate (N)	Nitrite (N)	Ammonia (N)	Phosphorus (P)	Fluoride (F)	Chloride (Cl)	Cyanide Total	Cyanide Weak Acid Dissociable	Aluminum (Al) Total	Antimony (Sb) Total	Arsenic (As) Total	Cadmium (Cd) Total	Copper (Cu) Total	Iron (Fe) Total	Lead (Pb) Total	Manganese (Mn) Total	Nickel (Ni) Total	Silver (Ag) Total	Selenium (Se) Total	
		mg/L	mg/L	mg/L	mg/L	mg/L	mg/L	mg/L	mg/L	mg/L	mg/L	mg/L	mg/L	mg/L	mg/L	mg/L	mg/L	mg/L	mg/L	mg/L	mg/L	mg/L	mg/L
Year 35	January	292.81546	69.72153	0.156069	0.002268	0.009698	0.0085371	0.109986	2.998361	0.000267	1.3641E-04	0.0244087	1.0697E-03	0.0017147	1.75765E-05	0.001442	0.262716	0.000769	0.0790028	0.001449	4.21123E-06	0.000701	
	February	308.67492	77.64103	0.209119	0.002452	0.006714	0.0084610	0.118721	3.195724	0.000086	6.5606E-05	0.0489108	1.1992E-03	0.0025372	3.65457E-05	0.001902	0.542911	0.001008	0.1441538	0.001529	4.48937E-06	0.000729	
	March	384.71220	80.50622	0.172317	0.002812	0.036547	0.0131658	0.127047	3.879902	0.000070	4.7381E-04	0.0218105	1.4960E-03	0.0012918	4.41825E-06	0.001429	0.234145	0.000810	0.0352252	0.000817	4.94208E-06	0.000789	
	April	318.94102	59.63103	0.190526	0.002097	0.001352	0.0062762	0.135524	1.569619	0.000376	3.2015E-04	0.0128074	6.7159E-04	0.0009392	2.31363E-05	0.000707	0.086937	0.000134	0.0088073	0.000592	3.74433E-06	0.000912	
	May	105.28947	24.81504	0.013670	0.002045	0.001195	0.0220226	0.112211	2.002093	0.000523	4.8807E-04	0.0654409	5.3803E-04	0.0022923	2.96631E-05	0.001756	0.633628	0.000072	0.0670664	0.001723	4.85276E-06	0.000246	
	June	138.05774	31.89303	0.003867	0.003194	0.004418	0.0075786	0.107230	1.528859	0.000519	4.3776E-04	0.1066503	3.7866E-04	0.0012621	4.80079E-05	0.001932	0.285279	0.000277	0.0214995	0.001484	1.46054E-05	0.000295	
	July	179.21533	37.86522	0.004278	0.002009	0.001997	0.0047705	0.105051	0.995158	0.000477	5.0556E-04	0.0158211	7.2979E-04	0.0012941	2.31467E-05	0.000908	0.118328	0.000218	0.0160449	0.001125	5.82455E-06	0.000360	
	August	164.17583	37.38113	0.004126	0.004036	0.002564	0.0092227	0.084187	1.538718	0.000464	4.1057E-04	0.0349720	1.0236E-03	0.0010266	1.50483E-05	0.001084	0.150975	0.000431	0.0098682	0.002120	6.78679E-06	0.000402	
	September	132.92624	37.90915	0.009984	0.003194	0.009019	0.0062134	0.083093	2.176239	0.000538	4.8065E-04	0.0360965	8.2411E-04	0.0013836	1.78049E-05	0.001246	0.145023	0.000233	0.0223155	0.001155	5.13130E-06	0.000268	
	October	167.99553	50.84038	0.025642	0.002463	0.005479	0.0083626	0.097514	1.991692	0.000060	3.3049E-05	0.0215042	9.4092E-04	0.0017050	1.01616E-05	0.001015	0.087920	0.000252	0.0144958	0.000460	4.07697E-06	0.000583	
	November	237.59190	57.94609	0.053549	0.001920	0.000928	0.0021672	0.118331	0.787965	0.000082	6.3528E-05	0.0106330	8.2884E-04	0.0008647	9.22598E-06	0.001030	0.018687	0.001268	0.0113583	0.000458	1.31522E-05	0.000691	
	December	254.27063	58.60239	0.102197	0.002541	0.002828	0.0050837	0.093815	2.625507	0.000333	5.7657E-05	0.0031091	9.2760E-04	0.0009428	2.67365E-06	0.000932	0.004588	0.000047	0.0008613	0.000444	3.83192E-06	0.000849	
Year 36	January	292.81546	69.72153	0.156069	0.002268	0.009698	0.0085371	0.109986	2.998361	0.000267	1.3641E-04	0.0244087	1.0697E-03	0.0017147	1.75765E-05	0.001442	0.262716	0.000769	0.0790028	0.001449	4.21123E-06	0.000701	
	February	308.67492	77.64103	0.209119	0.002452	0.006714	0.0084610	0.118721	3.195724	0.000086	6.5606E-05	0.0489108	1.1992E-03	0.0025372	3.65457E-05	0.001902	0.542911	0.001008	0.1441538	0.001529	4.48937E-06	0.000729	
	March	384.71220	80.50622	0.172317	0.002812	0.036547	0.0131658	0.127047	3.879902	0.000070	4.7381E-04	0.0218105	1.4960E-03	0.0012918	4.41825E-06	0.001429	0.234145	0.000810	0.0352252	0.000817	4.94208E-06	0.000789	
	April	318.94102	59.63103	0.189397	0.002071	0.001331	0.0062762	0.135524	1.569619	0.000376	3.2015E-04	0.0128074	6.7159E-04	0.0009392	2.31363E-05	0.000707	0.086937	0.000134	0.0088073	0.000592	3.74433E-06	0.000912	
	May	105.28947	24.81504	0.013067	0.002002	0.001157	0.0220226	0.112211	2.002093	0.000523	4.8807E-04	0.0654409	5.3803E-04	0.0022923	2.96631E-05	0.001756	0.633628	0.000072	0.0670664	0.001723	4.85276E-06	0.000246	
	June	138.05774	31.89303	0.003656	0.003155	0.004271	0.0075786	0.107230	1.528859	0.000519	4.3776E-04	0.1066503	3.7866E-04	0.0012621	4.80079E-05	0.001932	0.285279	0.000277	0.0214995	0.001484	1.46054E-05	0.000295	
	July	179.21533	37.86522	0.004036	0.001969	0.001934	0.0047705	0.105051	0.995158	0.000477	5.0556E-04	0.0158211	7.2979E-04	0.0012941	2.31467E-05	0.000908	0.118328	0.000218	0.0160449	0.001125	5.82455E-06	0.000360	
	August	164.17583	37.38113	0.003903	0.003991	0.002498	0.0092227	0.084187	1.538718	0.000464	4.1057E-04	0.0349720	1.0236E-03	0.0010266	1.50483E-05	0.001084	0.150975	0.000431	0.0098682	0.002120	6.78679E-06	0.000402	
	September	132.92624	37.90915	0.009504	0.003139	0.008779	0.0062134	0.083093	2.176239	0.000538	4.8065E-04	0.0360965	8.2411E-04	0.0013836	1.78049E-05	0.001246	0.145023	0.000233	0.0223155	0.001155	5.13130E-06	0.000268	
	October	167.99553	50.84038	0.024621	0.002417	0.005360	0.0083626	0.097514	1.991692	0.000060	3.3049E-05	0.0215042	9.4092E-04	0.0017050	1.01616E-05	0.001015	0.087920	0.000252	0.0144958	0.000460	4.07697E-06	0.000583	
	November	237.59190	57.94609	0.053549	0.001920	0.000928	0.0021672	0.118331	0.787965	0.000082	6.3528E-05	0.0106330	8.2884E-04	0.0008647	9.22598E-06	0.001030	0.018687	0.001268	0.0113583	0.000458	1.31522E-05	0.000691	
	December	254.27063	58.60239	0.102197	0.002541	0.002828	0.0050837	0.093815	2.625507	0.000333	5.7657E-05	0.0031091	9.2760E-04	0.0009428	2.67365E-06	0.000932	0.004588	0.000047	0.0008613	0.000444	3.83192E-06	0.000849	

		Uranium (U) Total	Zinc (Zn) Total	Dissolved Organic Carbon
		mg/L	mg/L	mg/L
Year 35	January	0.003180	0.000547	1.334622
	February	0.003207	0.001882	0.696981
	March	0.002774	0.000386	0.680264
	April	0.004110	0.000574	2.907228
	May	0.001991	0.005934	4.681114
	June	0.001378	0.002088	3.953093
	July	0.001737	0.000514	5.230511
	August	0.001734	0.002258	7.003132
	September	0.001579	0.000654	4.939716
	October	0.002165	0.000281	3.348712
	November	0.002142	0.000263	1.591246
	December	0.002482	0.000051	1.037857
Year 36	January	0.003180	0.000547	1.334622
	February	0.003207	0.001882	0.696981
	March	0.002774	0.000386	0.680264
	April	0.004110	0.000574	2.907228
	May	0.001991	0.005934	4.681114
	June	0.001378	0.002088	3.953093
	July	0.001737	0.000514	5.230511
	August	0.001734	0.002258	7.003132
	September	0.001579	0.000654	4.939716
	October	0.002165	0.000281	3.348712
	November	0.002142	0.000263	1.591246
	December	0.002482	0.000051	1.037857

		Hardness (from Total)	Sulphate dissolved	Nitrate (N)	Nitrite (N)	Ammonia (N)	Phosphorus (P)	Fluoride (F)	Chloride (Cl)	Cyanide Total	Cyanide Weak Acid Dissociable	Aluminum (Al) Total	Antimony (Sb) Total	Arsenic (As) Total	Cadmium (Cd) Total	Copper (Cu) Total	Iron (Fe) Total	Lead (Pb) Total	Manganese (Mn) Total	Nickel (Ni) Total	Silver (Ag) Total	Selenium (Se) Total	
		mg/L	mg/L	mg/L	mg/L	mg/L	mg/L	mg/L	mg/L	mg/L	mg/L	mg/L	mg/L	mg/L	mg/L	mg/L	mg/L	mg/L	mg/L	mg/L	mg/L	mg/L	mg/L
Year -2	January	271.00000	36.70000	0.209000	0.001000	0.035800	0.0034000	0.100000	0.820000	0.000500	6.2000E-04	0.0030500	2.6000E-05	0.0005310	4.90000E-05	0.000305	0.085800	0.000031	0.0468000	0.001830	2.50000E-06	0.001560	
	February	259.00000	37.30000	0.216000	0.001000	0.011700	0.0028000	0.100000	0.550000	0.000250	2.5000E-04	0.0096400	3.0000E-05	0.0007930	5.40000E-05	0.000355	0.175000	0.000091	0.0559000	0.001000	2.50000E-06	0.001350	
	March	266.00000	36.50000	0.217000	0.001000	0.005800	0.0056000	0.100000	0.520000	0.000250	5.0000E-04	0.0090900	3.2000E-05	0.0005630	4.40000E-05	0.000246	0.105000	0.000033	0.0434000	0.000942	2.50000E-06	0.001420	
	April	255.00000	34.00000	0.164000	0.001000	0.006500	0.0021000	0.110000	0.430000	0.000250	2.5000E-04	0.0050000	2.5000E-05	0.0003710	3.29000E-05	0.000265	0.035700	0.000025	0.0234000	0.000860	2.50000E-06	0.001150	
	May	105.30000	12.80000	0.041600	0.001000	0.002500	0.0143000	0.074000	0.980000	0.000540	5.2000E-04	0.0579000	2.5000E-05	0.0005770	2.90000E-05	0.001490	0.243000	0.000056	0.0344000	0.001370	3.80000E-06	0.000367	
	June	101.55885	17.10352	0.003698	0.000748	0.002063	0.0003835	0.067124	0.396174	0.000569	4.6033E-04	0.0120078	2.5469E-05	0.0003564	1.12123E-05	0.000609	0.049451	0.000034	0.0098838	0.000381	4.39393E-06	0.000409	
	July	117.34619	18.40592	0.002273	0.000494	0.007109	0.0010072	0.057157	0.124382	0.000340	4.3740E-04	0.0023622	2.6889E-05	0.0002721	4.66955E-06	0.000172	0.015891	0.000004	0.0378769	0.000360	1.05382E-06	0.000182	
	August	123.58347	19.65563	0.011411	0.002075	0.018565	0.0018464	0.050475	0.505387	0.000395	3.6518E-04	0.0049285	1.3714E-04	0.0006725	4.86771E-05	0.000407	0.228610	0.000060	0.0471356	0.000553	3.72472E-06	0.000330	
	September	102.98791	16.00393	0.031173	0.000706	0.006003	0.0028708	0.050595	0.501510	0.000426	3.7085E-04	0.0053455	2.1055E-05	0.0003328	1.44707E-05	0.000239	0.038250	0.000032	0.0279235	0.000349	1.41520E-06	0.000308	
	October	239.65600	43.69276	0.154147	0.001030	0.019651	0.0076588	0.094479	0.708496	0.000224	2.2434E-04	0.0334644	3.3542E-05	0.0007863	1.12039E-04	0.000714	0.179908	0.000096	0.0695590	0.000721	2.57571E-06	0.001454	
	November	256.81917	46.65685	0.197599	0.000908	0.041844	0.0017895	0.110831	0.111435	0.000195	1.9430E-04	0.0106362	5.3070E-05	0.0006277	6.18075E-05	0.000413	0.137844	0.002527	0.0809547	0.000832	2.32479E-05	0.001367	
	December	268.17152	47.16311	0.189771	0.003802	0.031111	0.0029101	0.098239	0.672914	0.000182	1.8133E-04	0.0100424	7.2646E-05	0.0007778	4.55172E-05	0.000363	0.128137	0.000022	0.2565511	0.001097	2.27443E-06	0.001304	
Year -1	January	335.29655	61.25236	0.208867	0.002019	0.069963	0.0055670	0.128697	0.992873	0.000450	5.7511E-04	0.0028413	7.8803E-05	0.0008894	6.12926E-05	0.000423	0.150396	0.000046	0.4723379	0.002492	2.53168E-06	0.001530	
	February	334.60141	67.73014	0.214268	0.002294	0.051999	0.0057861	0.134473	0.755464	0.000187	1.8639E-04	0.0095089	9.4870E-05	0.0012420	6.98897E-05	0.000494	0.275357	0.000099	0.6197492	0.001734	2.63949E-06	0.001309	
	March	361.00974	81.56145	0.181838	0.004492	0.024903	0.0100750	0.146424	0.703458	0.000152	3.9013E-04	0.0082319	1.8525E-04	0.0015899	5.23750E-05	0.000458	1.346828	0.000037	1.5243733	0.002473	2.56179E-06	0.001116	
	April	264.11981	43.27162	0.143075	0.001098	0.013854	0.0030741	0.113582	0.396704	0.000190	1.9181E-04	0.0037717	3.6658E-05	0.0005075	3.06185E-05	0.000272	0.151862	0.000004	0.1673575	0.000971	2.15789E-06	0.001019	
	May	98.57736	15.06110	0.027356	0.000790	0.003535	0.0130388	0.072177	0.927834	0.000489	4.8195E-04	0.0544137	2.2631E-05	0.0005978	2.50821E-05	0.001467	0.285096	0.000046	0.0421267	0.001375	3.39729E-06	0.000308	
	June	110.74548	19.84759	0.003827	0.000811	0.004879	0.0004627	0.070504	0.421318	0.000584	4.7282E-04	0.0123364	2.6795E-05	0.0003885	1.16220E-05	0.000626	0.050810	0.000035	0.0148684	0.000399	4.54308E-06	0.000420	
	July	104.47409	15.35225	0.002395	0.000458	0.002234	0.0003557	0.051287	0.069771	0.000364	4.6839E-04	0.0024935	1.9299E-05	0.0002290	4.55344E-06	0.000176	0.016986	0.000004	0.0133228	0.000327	9.51341E-07	0.000194	
	August	118.98774	17.33012	0.011869	0.002126	0.010572	0.0012037	0.048610	0.488186	0.000413	3.8241E-04	0.0049961	1.3766E-04	0.0004835	2.01801E-05	0.000423	0.132383	0.000057	0.0298936	0.000486	3.78250E-06	0.000345	
	September	97.05898	14.30216	0.032027	0.000624	0.004381	0.0018608	0.048547	0.490346	0.000439	3.8179E-04	0.0054871	1.9125E-05	0.0003205	1.48003E-05	0.000244	0.039356	0.000032	0.0193205	0.000317	1.38320E-06	0.000316	
	October	234.28944	40.91653	0.157764	0.001032	0.017562	0.0062178	0.092727	0.689193	0.000235	2.3540E-04	0.0350542	3.2953E-05	0.0007824	9.07692E-05	0.000657	0.188756	0.000100	0.0631671	0.000689	2.57944E-06	0.001448	
	November	256.61682	45.61000	0.200379	0.000906	0.038258	0.0016384	0.110846	0.098362	0.000198	1.9782E-04	0.0107668	5.2745E-05	0.0006329	6.13552E-05	0.000410	0.139906	0.002572	0.0790174	0.000826	2.36233E-05	0.001379	
	December	268.17152	47.16311	0.189771	0.003802	0.031111	0.0029101	0.098239	0.672914	0.000182	1.8133E-04	0.0100424	7.2646E-05	0.0007778	4.55172E-05	0.000363	0.128137	0.000022	0.2565511	0.001097	2.27443E-06	0.001304	
Year 1	January	250.54393	54.46913	0.232378	0.004256	0.040980	0.0033002	0.093954	0.494659	0.000518	6.0006E-04	0.0068544	6.0214E-04	0.0009874	1.84586E-04	0.000412	0.041945	0.000267	0.1102989	0.002839	3.58115E-06	0.001961	
	February	245.20204	55.51979	0.244735	0.004278	0.022027	0.0028334	0.095347	0.265459	0.000364	3.5675E-04	0.0093481	6.0738E-04	0.0011742	1.89331E-04	0.000429	0.044820	0.000287	0.1179924	0.001981	3.59615E-06	0.001797	
	March	212.81880	46.44424	0.104346	0.004160	0.021134	0.0060271	0.098404	0.264900	0.000330	5.8794E-04	0.0156001	6.1578E-04	0.0011481	1.92160E-04	0.000431	0.213174	0.000280	0.1599246	0.002110	3.26860E-06	0.000940	
	April	294.94155	62.88927	0.250667	0.004713	0.021668	0.0028078	0.127355	0.391668	0.000421	4.3557E-04	0.0108054	6.5822E-04	0.0009754	1.94712E-04	0.000427	0.056929	0.000262	0.1226337	0.002024	4.37769E-06	0.001942	
	May	129.27943	39.07644	0.130187	0.004687	0.015530	0.0128328	0.075645	0.698325	0.000540	6.5354E-04	0.0123640	6.6199E-04	0.0010645	1.81885E-04	0.001089	0.087935	0.000248	0.1324954	0.002288	4.12668E-06	0.001109	
	June	151.61809	40.20912	0.084466	0.003844	0.013973	0.0036354	0.088088	0.497701	0.000782	6.5561E-04	0.0182732	4.9550E-04	0.0008311	1.39319E-04	0.000749	0.053892	0.000200	0.0911034	0.001308	5.74908E-06	0.001027	
	July	157.06805	40.81944	0.080420	0.004046	0.012339	0.0029008	0.071723	0.165449	0.000605	6.5002E-04	0.0082463	5.7160E-04	0.0008059	1.39263E-04	0.000341	0.040530	0.000205	0.1004424	0.001407	3.16007E-06	0.000951	
	August	150.99822	46.12129	0.114181	0.005625	0.022047	0.0020293	0.063086	0.527873	0.000634	6.2632E-04	0.0107483	7.4298E-04	0.0008994	1.74451E-04	0.000614	0.052702	0.000312	0.1159826	0.001642	5.45120E-06	0.001209	
	September	125.60480	40.03696	0.130398	0.004498	0.021309	0.0023494	0.061073	0.541624	0.000562	4.8445E-04	0.0070064	6.4456E-04	0.0008734	1.63930E-04	0.000255	0.047396	0.000249	0.1150859	0.001315	3.43168E-06	0.001089	
	October	155.99273	43.15518	0.153155	0.003950	0.017269	0.0039742	0.065509	0.368133	0.000343	2.7598E-04	0.0205457	5.6930E-04	0.0009544	1.38964E-04	0.000334	0.044710	0.000230	0.1070552	0.001285	3.28004E-06	0.001362	
	November	210.84528	50.98663	0.219472	0.004336	0.018273	0.0013287	0.089833	0.135995	0.000361	3.5426E-04	0.0102600	6.1667E-04	0.0010183	1.83756E-04	0.000410	0.049013	0.002457	0.1301726	0.001644	2.20320E-05	0.001702	
	December	204.07972	47.45188	0.215114	0.005515	0.016640	0.0022164	0.074621	0.509713	0.000347	3.4000E-04	0.0082917	6.0593E-04	0.0009565	1.70529E-04	0.000343	0.040096	0.000244	0.0999261	0.001638	3.45346E-06	0.001693	
Year 2	January	250.48753	54.45762	0.232335	0.004256	0.040970	0.0033003	0.093940	0.494491	0.000518	5.9986E-04	0.0068615	6.0215E-04	0.0009874	1.84540E-04	0.000412	0.041916	0.000267	0.1102691	0.002839	3.58668E-06	0.001961	
	February	245.12929	55.50435	0.244677	0.004277	0.022019	0.0028333	0.095331	0.265200	0.000363	3.5665E-04	0.0093619	6.0739E-04	0.0011740	1.89257E-04	0.000430	0.044767	0.000287	0.1179396	0.001981	3.60430E-06	0.001797	
	March	212.71829	46.42405	0.104289	0.004159	0.021129	0.0060270	0.098384	0.264732	0.000330	5.8780E-04	0.0156196	6.1579E-04	0.0011481	1.92086E-04	0.000432	0.212850	0.000280	0.1598741	0.002110	3.27979E-06	0.000939	
	April	294.96451	62.94																				

		Uranium (U) Total	Zinc (Zn) Total	Dissolved Organic Carbon
		mg/L	mg/L	mg/L
Year -2	January	0.004980	0.006220	1.700000
	February	0.004950	0.007550	0.250000
	March	0.005140	0.004850	0.890000
	April	0.004690	0.003800	1.180000
	May	0.001340	0.013200	3.240000
	June	0.000258	0.000933	1.759170
	July	0.000556	0.000466	1.246111
	August	0.001357	0.004177	2.413903
	September	0.001074	0.001102	1.253525
	October	0.002880	0.008533	1.276122
	November	0.003756	0.006670	1.349642
	December	0.004610	0.005048	1.909617
Year -1	January	0.006291	0.008140	2.221953
	February	0.006461	0.010230	0.712062
	March	0.007610	0.009607	2.281096
	April	0.003970	0.003477	1.239438
	May	0.000338	0.012504	3.163896
	June	0.000306	0.000963	1.836753
	July	0.000356	0.000498	1.160802
	August	0.001279	0.001778	2.414087
	September	0.000994	0.001130	1.214105
	October	0.002896	0.007535	1.233528
	November	0.003746	0.006762	1.344749
	December	0.004610	0.005048	1.909617
Year 1	January	0.007016	0.020955	1.488824
	February	0.007001	0.023500	0.167257
	March	0.006315	0.027014	0.771557
	April	0.007240	0.023570	0.947099
	May	0.003836	0.029699	2.064931
	June	0.003191	0.016862	1.850248
	July	0.003434	0.015640	1.219974
	August	0.003935	0.021577	1.800282
	September	0.003669	0.017798	0.694013
	October	0.004185	0.014780	0.444301
	November	0.005121	0.019928	0.555400
	December	0.005526	0.017881	0.806666
Year 2	January	0.007015	0.020941	1.488362
	February	0.007001	0.023474	0.167175
	March	0.006314	0.026987	0.771373
	April	0.007264	0.023560	0.946009
	May	0.003941	0.029687	2.060959
	June	0.003243	0.016855	1.848983
	July	0.003500	0.015637	1.218826
	August	0.004053	0.021575	1.797953
	September	0.003768	0.017792	0.692203
	October	0.004307	0.014779	0.442544
	November	0.005120	0.019901	0.554814
	December	0.005525	0.017865	0.806009

		Hardness (from Total)	Sulphate dissolved	Nitrate (N)	Nitrite (N)	Ammonia (N)	Phosphorus (P)	Fluoride (F)	Chloride (Cl)	Cyanide Total	Cyanide Weak Acid Dissociable	Aluminum (Al) Total	Antimony (Sb) Total	Arsenic (As) Total	Cadmium (Cd) Total	Copper (Cu) Total	Iron (Fe) Total	Lead (Pb) Total	Manganese (Mn) Total	Nickel (Ni) Total	Silver (Ag) Total	Selenium (Se) Total
		mg/L	mg/L	mg/L	mg/L	mg/L	mg/L	mg/L	mg/L	mg/L	mg/L	mg/L	mg/L	mg/L	mg/L	mg/L	mg/L	mg/L	mg/L	mg/L	mg/L	mg/L
Year 3	January	250.38951	54.43763	0.232260	0.004255	0.040953	0.0033004	0.093915	0.494199	0.000517	5.9953E-04	0.0068738	6.0217E-04	0.0009873	1.84461E-04	0.000413	0.041865	0.000267	0.1102172	0.002839	3.59627E-06	0.001960
	February	245.00896	55.47880	0.244582	0.004277	0.022007	0.0028332	0.095303	0.264771	0.000363	3.5647E-04	0.0093848	6.0741E-04	0.0011738	1.89135E-04	0.000431	0.044679	0.000287	0.1178523	0.001980	3.61778E-06	0.001796
	March	212.54510	46.38925	0.104190	0.004158	0.021121	0.0060269	0.098350	0.264444	0.000330	5.8755E-04	0.0156530	6.1581E-04	0.0011479	1.91960E-04	0.000434	0.212292	0.000280	0.1597871	0.002110	3.29908E-06	0.000938
	April	294.91309	62.97842	0.289599	0.005608	0.026593	0.0028634	0.127738	0.449439	0.000420	4.3524E-04	0.0110593	6.6715E-04	0.0009775	1.94724E-04	0.000430	0.056627	0.000262	0.1228351	0.002025	4.41637E-06	0.001945
	May	129.89615	39.61112	0.202320	0.006345	0.018604	0.0130696	0.077545	0.959732	0.000538	6.5232E-04	0.0131698	7.0219E-04	0.0010734	1.81974E-04	0.001095	0.087068	0.000248	0.1337135	0.002295	4.23926E-06	0.001128
	June	151.85259	40.44358	0.141307	0.005149	0.021160	0.0037477	0.089011	0.624081	0.000781	6.5458E-04	0.0187881	5.1492E-04	0.0008358	1.39412E-04	0.000753	0.053606	0.000200	0.0916929	0.001312	5.81532E-06	0.001036
	July	157.42757	41.12629	0.105353	0.005067	0.013757	0.0029739	0.072872	0.307064	0.000605	6.4947E-04	0.0086549	5.9577E-04	0.0008116	1.39297E-04	0.000345	0.040450	0.000205	0.1011526	0.001412	3.22179E-06	0.000962
	August	151.69491	46.70353	0.183755	0.007221	0.030839	0.0021330	0.065219	0.819141	0.000633	6.2538E-04	0.0118866	7.8743E-04	0.0009101	1.74616E-04	0.000623	0.052592	0.000314	0.1171924	0.001650	5.56376E-06	0.001230
	September	126.17589	40.53000	0.192514	0.005928	0.029169	0.0024817	0.062890	0.793950	0.000562	4.8371E-04	0.0074880	6.7870E-04	0.0008826	1.63914E-04	0.000261	0.047307	0.000249	0.1160953	0.001323	3.53264E-06	0.001106
	October	156.77889	43.80131	0.223077	0.005560	0.026117	0.0042669	0.067817	0.689025	0.000343	2.7524E-04	0.0217946	6.1838E-04	0.0009662	1.39147E-04	0.000343	0.044626	0.000232	0.1086099	0.001295	3.40040E-06	0.001384
	November	210.66355	50.94260	0.219359	0.004333	0.018259	0.0013287	0.089784	0.135322	0.000361	3.5398E-04	0.0102981	6.1668E-04	0.0010181	1.83468E-04	0.000412	0.048815	0.002457	0.1300110	0.001644	2.20540E-05	0.001700
	December	203.94666	47.41978	0.215005	0.005513	0.016631	0.0022174	0.074606	0.509501	0.000347	3.3979E-04	0.0083221	6.0595E-04	0.0009564	1.70336E-04	0.000344	0.040036	0.000244	0.0998950	0.001638	3.47256E-06	0.001692
Year 4	January	250.31110	54.42163	0.232201	0.004255	0.040939	0.0033004	0.093896	0.493966	0.000517	5.9926E-04	0.0068836	6.0218E-04	0.0009872	1.84397E-04	0.000414	0.041825	0.000267	0.1101758	0.002839	3.60395E-06	0.001960
	February	244.91842	55.45957	0.244511	0.004276	0.021998	0.0028331	0.095282	0.264448	0.000363	3.5634E-04	0.0094020	6.0742E-04	0.0011736	1.89043E-04	0.000431	0.044613	0.000287	0.1177866	0.001980	3.62792E-06	0.001796
	March	212.43521	46.36717	0.104128	0.004158	0.021115	0.0060269	0.098328	0.264261	0.000329	5.8739E-04	0.0156742	6.1583E-04	0.0011478	1.91880E-04	0.000435	0.211937	0.000280	0.1597319	0.002110	3.31132E-06	0.000938
	April	294.97741	63.06144	0.313553	0.006158	0.029623	0.0029055	0.128050	0.493731	0.000420	4.3512E-04	0.0112378	6.7394E-04	0.0009791	1.94763E-04	0.000432	0.056517	0.000262	0.1230226	0.002026	4.43710E-06	0.001948
	May	130.45098	40.02437	0.243836	0.007299	0.020373	0.0132500	0.078983	1.154740	0.000538	6.5191E-04	0.0137750	7.3203E-04	0.0010803	1.82151E-04	0.001100	0.086781	0.000249	0.1346502	0.002301	4.30738E-06	0.001142
	June	152.12917	40.64957	0.174080	0.005903	0.025303	0.0038348	0.089747	0.723526	0.000781	6.5431E-04	0.0191679	5.3013E-04	0.0008395	1.39534E-04	0.000756	0.053534	0.000200	0.0921738	0.001315	5.85143E-06	0.001044
	July	157.78070	41.37907	0.119122	0.005631	0.014541	0.0030298	0.073761	0.414578	0.000605	6.4934E-04	0.0089531	6.1410E-04	0.0008160	1.39382E-04	0.000348	0.040433	0.000206	0.1017059	0.001416	3.25977E-06	0.000971
	August	152.29516	47.13229	0.219795	0.008049	0.035394	0.0022060	0.066717	1.021239	0.000633	6.2517E-04	0.0126469	8.1825E-04	0.0009175	1.74808E-04	0.000628	0.052572	0.000315	0.1180437	0.001656	5.62761E-06	0.001246
	September	126.69108	40.89525	0.222810	0.006625	0.033000	0.0025718	0.064162	0.966090	0.000561	4.8357E-04	0.0078028	7.0190E-04	0.0008889	1.64014E-04	0.000265	0.047294	0.000250	0.1168004	0.001328	3.58645E-06	0.001119
	October	157.45344	44.26829	0.255903	0.006315	0.030268	0.0044663	0.069426	0.906130	0.000343	2.7515E-04	0.0226038	6.5150E-04	0.0009741	1.39340E-04	0.000348	0.044622	0.000233	0.1096757	0.001302	3.46520E-06	0.001400
	November	210.65017	50.93936	0.219351	0.004333	0.018258	0.0013287	0.089780	0.135273	0.000361	3.5396E-04	0.0103009	6.1668E-04	0.0010180	1.83447E-04	0.000412	0.048800	0.002457	0.1299991	0.001644	2.20556E-05	0.001700
	December	203.94316	47.41893	0.215002	0.005512	0.016631	0.0022174	0.074605	0.509496	0.000347	3.3979E-04	0.0083229	6.0595E-04	0.0009564	1.70331E-04	0.000344	0.040034	0.000244	0.0998942	0.001638	3.47306E-06	0.001692
Year 5	January	250.31024	54.42145	0.232200	0.004255	0.040939	0.0033004	0.093895	0.493963	0.000517	5.9926E-04	0.0068837	6.0218E-04	0.0009872	1.84397E-04	0.000414	0.041824	0.000267	0.1101753	0.002839	3.60403E-06	0.001960
	February	244.90262	55.45622	0.244498	0.004276	0.021996	0.0028330	0.095278	0.264391	0.000363	3.5631E-04	0.0094050	6.0742E-04	0.0011736	1.89027E-04	0.000431	0.044602	0.000287	0.1177752	0.001980	3.62969E-06	0.001795
	March	212.39220	46.35853	0.104103	0.004157	0.021113	0.0060269	0.098319	0.264189	0.000329	5.8733E-04	0.0156825	6.1583E-04	0.0011478	1.91848E-04	0.000435	0.211799	0.000280	0.1597103	0.002110	3.31611E-06	0.000938
	April	295.03543	63.12536	0.332023	0.006583	0.031958	0.0029371	0.128287	0.526944	0.000420	4.3504E-04	0.0113698	6.7903E-04	0.0009803	1.94795E-04	0.000433	0.056448	0.000262	0.1231669	0.002027	4.45163E-06	0.001950
	May	130.83753	40.32169	0.275808	0.008034	0.021736	0.0133802	0.080022	1.296176	0.000538	6.5153E-04	0.0142132	7.5370E-04	0.0010852	1.82261E-04	0.001104	0.086513	0.000249	0.1353249	0.002305	4.35944E-06	0.001152
	June	152.27026	40.77283	0.197467	0.006440	0.028260	0.0038909	0.090213	0.787039	0.000780	6.5393E-04	0.0194203	5.3987E-04	0.0008418	1.39593E-04	0.000758	0.053429	0.000201	0.0924744	0.001317	5.88068E-06	0.001048
	July	157.93238	41.50847	0.128059	0.005997	0.015049	0.0030606	0.074245	0.474288	0.000605	6.4911E-04	0.0091254	6.2429E-04	0.0008184	1.39397E-04	0.000350	0.040399	0.000206	0.1020054	0.001418	3.28579E-06	0.000976
	August	152.52048	47.34551	0.243018	0.008581	0.038328	0.0022452	0.067523	1.132139	0.000632	6.2466E-04	0.0130903	8.3518E-04	0.0009216	1.74845E-04	0.000631	0.052511	0.000316	0.1185002	0.001659	5.67534E-06	0.001254
	September	126.82543	41.05344	0.242296	0.007074	0.035467	0.0026185	0.064784	1.054887	0.000561	4.8311E-04	0.0079796	7.1397E-04	0.0008922	1.63949E-04	0.000267	0.047237	0.000250	0.1171469	0.001331	3.62998E-06	0.001125
	October	157.61227	44.45514	0.276469	0.006789	0.032873	0.0045588	0.070132	1.008467	0.000342	2.7464E-04	0.0230251	6.6721E-04	0.0009779	1.39354E-04	0.000352	0.044561	0.000234	0.1101625	0.001305	3.51431E-06	0.001407
	November	210.51817	50.90738	0.219269	0.004332	0.018248	0.0013287	0.089745	0.134784	0.000361	3.5375E-04	0.0103285	6.1669E-04	0.0010179	1.83237E-04	0.000413	0.048656	0.002457	0.1298817	0.001644	2.20716E-05	0.001699
	December	203.84089	47.39426	0.214918	0.005511	0.016625	0.0022181	0.074593	0.509333	0.000346	3.3962E-04	0.0083463	6.0596E-04	0.0009564	1.70183E-04	0.000346	0.039988	0.000244	0.0998702	0.001638	3.48774E-06	0.001691
Year 6	January	250.16467	54.39176	0.232089	0.004254	0.040913	0.0033005	0.093859	0.493530	0.000517	5.9876E-04	0.0069020	6.0220E-04	0.0009871	1.84279E-04	0.000415	0.041749	0.000267	0.1100984	0.002839	3.61829E-06	0.001959
	February	244.73012	55.41959	0.244362	0.004275	0.021979	0.0028329	0.095239	0.263776	0.000363	3.5606E-04	0.0094378	6.0745E-04	0.0011732	1.88851E-04	0.000433	0.044476	0.000287	0.1176500	0.001980	3.64901E-06	0.001795
	March	212.17048	46.31399	0.103977	0.004156	0.021103	0.0060267	0.098275	0.263820	0.000329	5.8701E-04	0.0157254	6.1586E-04	0.0011477	1.91686E-04	0.000437	0.211084	0.000280	0.1595990	0.002109	3.34081E-06	0.000937
	April	294.93891	63.14449																			

		Uranium (U) Total	Zinc (Zn) Total	Dissolved Organic Carbon
		mg/L	mg/L	mg/L
Year 3	January	0.007014	0.020915	1.487561
	February	0.006999	0.023432	0.167040
	March	0.006312	0.026941	0.771056
	April	0.007282	0.023539	0.944177
	May	0.004033	0.029657	2.054588
	June	0.003286	0.016843	1.847247
	July	0.003552	0.015632	1.217363
	August	0.004154	0.021570	1.795513
	September	0.003857	0.017786	0.690496
	October	0.004424	0.014779	0.440992
	November	0.005119	0.019878	0.554318
	December	0.005524	0.017853	0.805478
Year 4	January	0.007013	0.020895	1.486919
	February	0.006999	0.023400	0.166938
	March	0.006311	0.026912	0.770855
	April	0.007315	0.023529	0.943103
	May	0.004179	0.029653	2.051102
	June	0.003360	0.016844	1.846458
	July	0.003642	0.015634	1.216740
	August	0.004306	0.021582	1.794445
	September	0.003986	0.017787	0.689878
	October	0.004587	0.014785	0.440602
	November	0.005119	0.019875	0.554238
	December	0.005524	0.017852	0.805447
Year 5	January	0.007013	0.020895	1.486912
	February	0.006998	0.023394	0.166920
	March	0.006310	0.026901	0.770776
	April	0.007340	0.023524	0.942429
	May	0.004286	0.029646	2.047866
	June	0.003408	0.016839	1.845346
	July	0.003692	0.015631	1.215640
	August	0.004389	0.021574	1.791863
	September	0.004052	0.017777	0.687695
	October	0.004663	0.014780	0.438356
	November	0.005118	0.019839	0.553452
	December	0.005523	0.017830	0.804534
Year 6	January	0.007012	0.020858	1.485721
	February	0.006997	0.023333	0.166726
	March	0.006308	0.026843	0.770370
	April	0.007355	0.023497	0.940164
	May	0.004362	0.029607	2.040505
	June	0.003448	0.016824	1.843446
	July	0.003743	0.015625	1.214034
	August	0.004482	0.021568	1.789406
	September	0.004132	0.017772	0.686130
	October	0.004766	0.014780	0.437136
	November	0.005117	0.019822	0.553090
	December	0.005522	0.017821	0.804160

		Hardness (from Total)	Sulphate dissolved	Nitrate (N)	Nitrite (N)	Ammonia (N)	Phosphorus (P)	Fluoride (F)	Chloride (Cl)	Cyanide Total	Cyanide Weak Acid Dissociable	Aluminum (Al) Total	Antimony (Sb) Total	Arsenic (As) Total	Cadmium (Cd) Total	Copper (Cu) Total	Iron (Fe) Total	Lead (Pb) Total	Manganese (Mn) Total	Nickel (Ni) Total	Silver (Ag) Total	Selenium (Se) Total
		mg/L	mg/L	mg/L	mg/L	mg/L	mg/L	mg/L	mg/L	mg/L	mg/L	mg/L	mg/L	mg/L	mg/L	mg/L	mg/L	mg/L	mg/L	mg/L	mg/L	mg/L
Year 7	January	250.10752	54.38010	0.232046	0.004254	0.040903	0.0033006	0.093845	0.493360	0.000517	5.9857E-04	0.0069092	6.0221E-04	0.0009870	1.84232E-04	0.000415	0.041720	0.000267	0.1100682	0.002838	3.62388E-06	0.001959
	February	244.66207	55.40514	0.244308	0.004275	0.021972	0.0028328	0.095223	0.263533	0.000363	3.5596E-04	0.0094508	6.0746E-04	0.0011731	1.88782E-04	0.000433	0.044427	0.000286	0.1176006	0.001980	3.65663E-06	0.001794
	March	212.07052	46.29390	0.103920	0.004155	0.021098	0.0060267	0.098256	0.263653	0.000329	5.8686E-04	0.0157447	6.1587E-04	0.0011476	1.91613E-04	0.000438	0.210761	0.000280	0.1595487	0.002109	3.35194E-06	0.000936
	April	294.94834	63.18904	0.365851	0.007361	0.036238	0.0029839	0.128592	0.575196	0.000419	4.3467E-04	0.0115938	6.8652E-04	0.0009820	1.94784E-04	0.000436	0.056107	0.000262	0.1233108	0.002028	4.49050E-06	0.001953
	May	131.27576	40.74698	0.335321	0.009401	0.024272	0.0135703	0.081555	1.508809	0.000536	6.5021E-04	0.0148659	7.8649E-04	0.0010923	1.82259E-04	0.001109	0.085566	0.000249	0.1362969	0.002311	4.46164E-06	0.001167
	June	152.43557	40.96034	0.243401	0.007494	0.034067	0.0039843	0.090975	0.891769	0.000779	6.5292E-04	0.0198550	5.5600E-04	0.0008457	1.39654E-04	0.000762	0.053144	0.000201	0.0929575	0.001319	5.94062E-06	0.001056
	July	158.20246	41.75261	0.147595	0.006797	0.016159	0.0031200	0.075176	0.589531	0.000604	6.4859E-04	0.0094613	6.4397E-04	0.0008230	1.39409E-04	0.000354	0.040322	0.000206	0.1025794	0.001422	3.33851E-06	0.000985
	August	153.03139	47.78928	0.293177	0.009732	0.044666	0.0023250	0.069166	1.356991	0.000631	6.2383E-04	0.0139758	8.6949E-04	0.0009299	1.74955E-04	0.000638	0.052413	0.000318	0.1194314	0.001665	5.76552E-06	0.001270
	September	127.23940	41.41928	0.283857	0.008030	0.040726	0.0027175	0.066140	1.243689	0.000560	4.8251E-04	0.0083415	7.3953E-04	0.0008991	1.63925E-04	0.000272	0.047166	0.000251	0.1179005	0.001337	3.70712E-06	0.001138
	October	158.20655	44.93604	0.320284	0.007798	0.038418	0.0047756	0.071845	1.246029	0.000342	2.7413E-04	0.0239466	7.0354E-04	0.0009867	1.39495E-04	0.000359	0.044503	0.000236	0.1113147	0.001312	3.60199E-06	0.001424
	November	210.39449	50.87741	0.219193	0.004330	0.018239	0.0013287	0.089711	0.134326	0.000360	3.5355E-04	0.0103544	6.1669E-04	0.0010178	1.83041E-04	0.000414	0.048521	0.002457	0.1297717	0.001643	2.20865E-05	0.001699
	December	203.75486	47.37350	0.214848	0.005509	0.016619	0.0022187	0.074583	0.509196	0.000346	3.3949E-04	0.0083660	6.0597E-04	0.0009564	1.70059E-04	0.000347	0.039949	0.000244	0.0998501	0.001638	3.50009E-06	0.001690
Year 8	January	250.04756	54.36787	0.232000	0.004253	0.040893	0.0033006	0.093830	0.493181	0.000516	5.9836E-04	0.0069167	6.0222E-04	0.0009870	1.84184E-04	0.000416	0.041689	0.000267	0.1100365	0.002838	3.62975E-06	0.001958
	February	244.58566	55.38892	0.244248	0.004274	0.021964	0.0028327	0.095205	0.263261	0.000363	3.5584E-04	0.0094653	6.0747E-04	0.0011729	1.88704E-04	0.000434	0.044371	0.000286	0.1175452	0.001979	3.66519E-06	0.001794
	March	211.96686	46.27308	0.103861	0.004155	0.021093	0.0060266	0.098235	0.263481	0.000329	5.8671E-04	0.0157647	6.1589E-04	0.0011475	1.91538E-04	0.000439	0.210427	0.000280	0.1594967	0.002109	3.36349E-06	0.000936
	April	294.90531	63.20541	0.371108	0.007481	0.036903	0.0029981	0.128681	0.589766	0.000419	4.3453E-04	0.0116646	6.8879E-04	0.0009826	1.94775E-04	0.000437	0.055980	0.000263	0.1233478	0.002028	4.50397E-06	0.001953
	May	131.38245	40.86981	0.342349	0.009563	0.024572	0.0136258	0.082006	1.572012	0.000536	6.4969E-04	0.0150589	7.9627E-04	0.0010943	1.82231E-04	0.001111	0.085195	0.000249	0.1365788	0.002312	4.49596E-06	0.001172
	June	152.45664	41.00709	0.247243	0.007582	0.034553	0.0040109	0.091186	0.921191	0.000779	6.5248E-04	0.0199840	5.6055E-04	0.0008468	1.39658E-04	0.000764	0.053022	0.000201	0.0930885	0.001320	5.96187E-06	0.001058
	July	158.23757	41.80641	0.148451	0.006832	0.016206	0.0031350	0.075406	0.618841	0.000604	6.4834E-04	0.0095518	6.4899E-04	0.0008242	1.39388E-04	0.000356	0.040284	0.000206	0.1027195	0.001422	3.35564E-06	0.000987
	August	153.11139	47.89245	0.295186	0.009777	0.044918	0.0023451	0.069580	1.414774	0.000631	6.2342E-04	0.0142163	8.7832E-04	0.0009320	1.74949E-04	0.000640	0.052363	0.000319	0.1196655	0.001666	5.79495E-06	0.001274
	September	127.29214	41.50167	0.285298	0.008064	0.040910	0.0027433	0.066478	1.292702	0.000560	4.8219E-04	0.0084414	7.4620E-04	0.0009009	1.63870E-04	0.000274	0.047127	0.000251	0.1180889	0.001338	3.73372E-06	0.001141
	October	158.26812	45.03249	0.321124	0.007818	0.038527	0.0048256	0.072221	1.301701	0.000341	2.7378E-04	0.0241820	7.1210E-04	0.0009887	1.39490E-04	0.000361	0.044461	0.000236	0.1115771	0.001314	3.63160E-06	0.001427
	November	210.31038	50.85703	0.219140	0.004329	0.018232	0.0013286	0.089688	0.134014	0.000360	3.5342E-04	0.0103721	6.1670E-04	0.0010177	1.82907E-04	0.000415	0.048430	0.002457	0.1296969	0.001643	2.20967E-05	0.001698
	December	203.68861	47.35752	0.214793	0.005508	0.016615	0.0022191	0.074576	0.509091	0.000346	3.3938E-04	0.0083811	6.0598E-04	0.0009564	1.69963E-04	0.000347	0.039919	0.000244	0.0998346	0.001638	3.50960E-06	0.001690
Year 9	January	249.95478	54.34894	0.231930	0.004253	0.040876	0.0033007	0.093806	0.492905	0.000516	5.9805E-04	0.0069283	6.0223E-04	0.0009869	1.84109E-04	0.000417	0.041641	0.000267	0.1099874	0.002838	3.63884E-06	0.001958
	February	244.46848	55.36404	0.244156	0.004274	0.021952	0.0028326	0.095178	0.262843	0.000363	3.5567E-04	0.0094876	6.0749E-04	0.0011727	1.88585E-04	0.000435	0.044286	0.000286	0.1174601	0.001979	3.67832E-06	0.001793
	March	211.79983	46.23952	0.103766	0.004154	0.021085	0.0060265	0.098202	0.263203	0.000328	5.8647E-04	0.0157970	6.1591E-04	0.0011474	1.91416E-04	0.000440	0.209888	0.000280	0.1594128	0.002108	3.38209E-06	0.000935
	April	294.78978	63.19365	0.369235	0.007438	0.036668	0.0030034	0.128688	0.594634	0.000418	4.3433E-04	0.0117072	6.8961E-04	0.0009827	1.94738E-04	0.000439	0.055796	0.000263	0.1233213	0.002028	4.51895E-06	0.001953
	May	131.30100	40.89035	0.338365	0.009471	0.024402	0.0136383	0.082121	1.591509	0.000535	6.4893E-04	0.0151135	7.9945E-04	0.0010946	1.82089E-04	0.001112	0.084646	0.000249	0.1366319	0.002312	4.52569E-06	0.001172
	June	152.38330	41.00093	0.243476	0.007494	0.034076	0.0040189	0.091233	0.928916	0.000778	6.5191E-04	0.0200395	5.6182E-04	0.0008472	1.39618E-04	0.000765	0.052858	0.000201	0.0931083	0.001320	5.98117E-06	0.001058
	July	158.17425	41.80177	0.146635	0.006757	0.016100	0.0031384	0.075448	0.625993	0.000604	6.4803E-04	0.0095846	6.5023E-04	0.0008244	1.39330E-04	0.000356	0.040236	0.000206	0.1027410	0.001423	3.36779E-06	0.000988
	August	152.99279	47.88265	0.289646	0.009648	0.044214	0.0023475	0.069633	1.425053	0.000630	6.2284E-04	0.0142926	8.7992E-04	0.0009324	1.74861E-04	0.000642	0.052291	0.000319	0.1196936	0.001666	5.81639E-06	0.001275
	September	127.14252	41.47283	0.279909	0.007941	0.040233	0.0027455	0.066464	1.296593	0.000560	4.8170E-04	0.0084662	7.4685E-04	0.0009011	1.63729E-04	0.000275	0.047065	0.000251	0.1180837	0.001338	3.75428E-06	0.001140
	October	158.11949	45.00823	0.314986	0.007678	0.037756	0.0048282	0.072201	1.306242	0.000341	2.7331E-04	0.0242397	7.1290E-04	0.0009890	1.39415E-04	0.000362	0.044401	0.000236	0.1115835	0.001314	3.65193E-06	0.001426
	November	210.19835	50.82989	0.219071	0.004328	0.018224	0.0013286	0.089658	0.133600	0.000360	3.5325E-04	0.0103955	6.1670E-04	0.0010175	1.82729E-04	0.000416	0.048308	0.002457	0.1295973	0.001643	2.21103E-05	0.001697
	December	203.60668	47.33775	0.214726	0.005506	0.016610	0.0022197	0.074566	0.508960	0.000346	3.3925E-04	0.0083999	6.0599E-04	0.0009564	1.69845E-04	0.000348	0.039882	0.000244	0.0998155	0.001637	3.52136E-06	0.001689
Year 10	January	249.84045	54.32561	0.231843	0.004252	0.040856	0.0033008	0.093778	0.492565	0.000516	5.9766E-04	0.0069427	6.0225E-04	0.0009868	1.84016E-04	0.000417	0.041582	0.000267	0.1099270	0.002838	3.65003E-06	0.001957
	February	244.33124	55.33490	0.244047	0.004273	0.021938	0.0028324	0.095147	0.262353	0.000362	3.5547E-04	0.0095137	6.0751E-04	0.0011724	1.88445E-04	0.000436	0.044186	0.000286	0.1173605	0.001979	3.69369E-06	0.001792
	March	211.62226	46.20384	0.103664	0.004153	0.021076	0.0060264	0.098167	0.262907	0.000328	5.8622E-04	0.0158313	6.1593E-04	0.0011473	1.91286E-04	0.000442	0.209316	0.000280	0.1593236	0.002108	3.40187E-06	0.000934
	April	294.58901	63.12365	0.363620																		

		Uranium (U) Total	Zinc (Zn) Total	Dissolved Organic Carbon
		mg/L	mg/L	mg/L
Year 7	January	0.007011	0.020843	1.485254
	February	0.006996	0.023309	0.166650
	March	0.006307	0.026816	0.770187
	April	0.007374	0.023486	0.939133
	May	0.004446	0.029593	2.036621
	June	0.003487	0.016818	1.842363
	July	0.003788	0.015622	1.213134
	August	0.004557	0.021565	1.787665
	September	0.004193	0.017767	0.684874
	October	0.004840	0.014780	0.436065
	November	0.005117	0.019805	0.552715
	December	0.005521	0.017812	0.803766
Year 8	January	0.007011	0.020827	1.484764
	February	0.006995	0.023282	0.166564
	March	0.006306	0.026789	0.769997
	April	0.007384	0.023472	0.937911
	May	0.004493	0.029569	2.032227
	June	0.003509	0.016807	1.841092
	July	0.003812	0.015617	1.211927
	August	0.004600	0.021556	1.785602
	September	0.004229	0.017760	0.683365
	October	0.004881	0.014775	0.434522
	November	0.005116	0.019782	0.552214
	December	0.005521	0.017798	0.803175
Year 9	January	0.007010	0.020804	1.484005
	February	0.006994	0.023241	0.166432
	March	0.006304	0.026745	0.769692
	April	0.007387	0.023450	0.936134
	May	0.004508	0.029528	2.025767
	June	0.003514	0.016790	1.839410
	July	0.003818	0.015609	1.210414
	August	0.004608	0.021536	1.782687
	September	0.004231	0.017748	0.681062
	October	0.004883	0.014767	0.432404
	November	0.005115	0.019751	0.551547
	December	0.005520	0.017780	0.802444
Year 10	January	0.007008	0.020774	1.483070
	February	0.006993	0.023192	0.166278
	March	0.006302	0.026698	0.769366
	April	0.007370	0.023425	0.934384
	May	0.004434	0.029479	2.020112
	June	0.003477	0.016769	1.837955
	July	0.003773	0.015600	1.209340
	August	0.004528	0.021514	1.781054
	September	0.004162	0.017741	0.680195
	October	0.004794	0.014761	0.431873
	November	0.005115	0.019745	0.551423
	December	0.005520	0.017779	0.802368

		Hardness (from Total)	Sulphate dissolved	Nitrate (N)	Nitrite (N)	Ammonia (N)	Phosphorus (P)	Fluoride (F)	Chloride (Cl)	Cyanide Total	Cyanide Weak Acid Dissociable	Aluminum (Al) Total	Antimony (Sb) Total	Arsenic (As) Total	Cadmium (Cd) Total	Copper (Cu) Total	Iron (Fe) Total	Lead (Pb) Total	Manganese (Mn) Total	Nickel (Ni) Total	Silver (Ag) Total	Selenium (Se) Total
		mg/L	mg/L	mg/L	mg/L	mg/L	mg/L	mg/L	mg/L	mg/L	mg/L	mg/L	mg/L	mg/L	mg/L	mg/L	mg/L	mg/L	mg/L	mg/L	mg/L	mg/L
Year 11	January	233.65115	36.87545	0.183132	0.001738	0.032364	0.0029429	0.085633	0.529364	0.000409	5.0600E-04	0.0026713	1.8369E-04	0.0006115	7.75457E-05	0.000315	0.008861	0.000091	0.0343935	0.002222	2.45834E-06	0.001504
	February	230.91001	38.65167	0.199831	0.001801	0.011544	0.0024589	0.088458	0.277217	0.000243	2.4065E-04	0.0056264	1.9472E-04	0.0008319	8.43175E-05	0.000340	0.012147	0.000115	0.0437437	0.001289	2.54557E-06	0.001343
	March	203.63619	30.45123	0.046208	0.001854	0.011523	0.0063331	0.096306	0.289712	0.000219	5.2744E-04	0.0134536	2.3200E-04	0.0008553	9.61869E-05	0.000367	0.208172	0.000121	0.0982821	0.001530	2.36290E-06	0.000417
	April	271.89438	41.50378	0.303418	0.004301	0.022997	0.0024270	0.119387	0.619273	0.000265	2.8902E-04	0.0068343	1.7814E-04	0.0005027	6.29433E-05	0.000305	0.016855	0.000044	0.0310232	0.001120	3.06996E-06	0.001348
	May	98.56145	18.54854	0.276329	0.006759	0.011214	0.0149792	0.072387	1.765707	0.000422	5.6253E-04	0.0112100	3.2308E-04	0.0006766	5.57383E-05	0.001114	0.052844	0.000037	0.0508282	0.001547	3.29101E-06	0.000534
	June	124.85661	24.82034	0.178096	0.005109	0.023211	0.0035942	0.080420	0.915981	0.000684	5.5767E-04	0.0168761	2.1324E-04	0.0005134	4.95169E-05	0.000681	0.026879	0.000054	0.0305633	0.000668	4.99131E-06	0.000591
	July	129.44047	23.64187	0.082123	0.004229	0.005120	0.0026819	0.063617	0.610653	0.000499	5.5093E-04	0.0056317	2.5595E-04	0.0004472	3.59771E-05	0.000246	0.009822	0.000038	0.0315332	0.000688	2.15519E-06	0.000454
	August	122.35767	26.28354	0.219745	0.006948	0.032108	0.0017865	0.056884	1.530703	0.000527	5.2565E-04	0.0099404	4.0654E-04	0.0004780	4.61819E-05	0.000555	0.014655	0.000115	0.0301883	0.000777	4.71349E-06	0.000641
	September	91.93201	18.89905	0.210014	0.005016	0.027708	0.0022167	0.052903	1.376562	0.000442	3.5996E-04	0.0034218	2.5670E-04	0.0004414	3.41151E-05	0.000131	0.008831	0.000039	0.0287975	0.000401	2.31441E-06	0.000488
	October	135.66938	28.45910	0.261475	0.005333	0.027427	0.0046175	0.062667	1.329527	0.000230	1.6020E-04	0.0219355	3.3358E-04	0.0006541	3.92481E-05	0.000262	0.015417	0.000074	0.0435662	0.000607	2.54669E-06	0.000968
	November	189.57513	32.80650	0.168448	0.001791	0.007048	0.0007411	0.081034	0.130769	0.000235	2.3283E-04	0.0064195	1.9406E-04	0.0006412	7.50029E-05	0.000310	0.016135	0.002530	0.0554729	0.000883	2.29990E-05	0.001210
	December	180.88303	28.62229	0.162286	0.003073	0.005153	0.0017193	0.063697	0.545300	0.000217	2.1514E-04	0.0041502	1.7880E-04	0.0005671	5.96136E-05	0.000232	0.006377	0.000062	0.0215881	0.000867	2.25439E-06	0.001191
Year 12	January	219.57028	29.30350	0.159124	0.000771	0.028174	0.0027066	0.079647	0.524092	0.000357	4.5545E-04	0.0015879	2.6300E-05	0.0004544	3.66049E-05	0.000264	0.007287	0.000025	0.0081170	0.001920	1.91477E-06	0.001288
	February	216.33867	30.79932	0.174941	0.000797	0.007176	0.0022140	0.082246	0.272108	0.000188	1.8769E-04	0.0038659	3.1183E-05	0.0006691	4.18974E-05	0.000287	0.010392	0.000046	0.0144313	0.000975	1.97047E-06	0.001118
	March	186.81526	21.35105	0.024207	0.000689	0.006437	0.0060488	0.089102	0.283206	0.000156	4.6609E-04	0.0113911	4.2188E-05	0.0006659	4.69063E-05	0.000304	0.195111	0.000041	0.0642193	0.001166	1.68534E-06	0.000208
	April	264.65713	37.52871	0.283226	0.003619	0.019818	0.0023011	0.116270	0.617139	0.000238	2.6232E-04	0.0059065	9.4788E-05	0.0004194	4.12729E-05	0.000276	0.013581	0.000030	0.0161032	0.000960	2.75936E-06	0.001235
	May	95.28620	16.65539	0.256216	0.006191	0.010255	0.0149386	0.070944	1.768251	0.000411	5.5140E-04	0.0108847	2.8259E-04	0.0006374	4.63140E-05	0.001100	0.051418	0.000033	0.0436441	0.001471	3.09106E-06	0.000480
	June	121.36905	22.89009	0.162307	0.004641	0.020908	0.0035350	0.078877	0.915789	0.000672	5.4572E-04	0.0163834	1.7208E-04	0.0004722	3.88964E-05	0.000665	0.024145	0.000046	0.0231820	0.000590	4.81151E-06	0.000535
	July	120.05745	18.58770	0.068973	0.003415	0.004177	0.0026048	0.059610	0.607698	0.000463	5.1726E-04	0.0048757	1.5048E-04	0.0003418	1.87390E-05	0.000212	0.006967	0.000023	0.0135198	0.000486	1.78241E-06	0.000309
	August	116.82301	23.21332	0.198139	0.006285	0.028897	0.0017530	0.054453	1.530163	0.000507	5.0586E-04	0.0091691	3.4156E-04	0.0004128	3.33302E-05	0.000532	0.012056	0.000088	0.0200845	0.000653	4.45035E-06	0.000552
	September	84.72528	14.95114	0.187592	0.004280	0.024242	0.0021477	0.049811	1.375256	0.000415	3.3386E-04	0.0029601	1.8304E-04	0.0003580	2.24739E-05	0.000107	0.006946	0.000024	0.0162105	0.000241	1.99379E-06	0.000375
	October	122.92386	21.56281	0.229220	0.004212	0.022262	0.0044112	0.057261	1.325148	0.000183	1.1422E-04	0.0203509	1.8955E-04	0.0005100	1.48162E-05	0.000215	0.009528	0.000025	0.0175827	0.000331	2.02950E-06	0.000772
	November	175.52607	25.26136	0.144456	0.000828	0.002841	0.0006646	0.075067	0.126757	0.000182	1.8192E-04	0.0047340	3.7040E-05	0.0004845	3.43565E-05	0.000260	0.013064	0.002463	0.0273245	0.000582	2.24504E-05	0.000995
	December	167.01736	21.19533	0.138719	0.002128	0.001516	0.0015360	0.057788	0.539672	0.000165	1.6503E-04	0.0025767	2.4572E-05	0.0004129	1.95588E-05	0.000183	0.004595	0.000012	0.0028051	0.000571	1.71951E-06	0.000979
Year 13	January	219.83252	29.35700	0.159323	0.000773	0.028221	0.0027064	0.079713	0.524873	0.000358	4.5635E-04	0.0015549	2.6260E-05	0.0004546	3.68173E-05	0.000262	0.007423	0.000025	0.0082557	0.001920	1.88910E-06	0.001289
	February	216.66926	30.86951	0.175202	0.000799	0.007209	0.0022144	0.082322	0.273287	0.000188	1.8818E-04	0.0038030	3.1130E-05	0.0006698	4.22338E-05	0.000285	0.010633	0.000047	0.0146712	0.000976	1.93344E-06	0.001120
	March	187.29121	21.44667	0.024478	0.000691	0.006460	0.0060491	0.089196	0.283999	0.000156	4.6678E-04	0.0112992	4.2127E-05	0.0006663	4.72538E-05	0.000299	0.196646	0.000041	0.0644584	0.001167	1.63233E-06	0.000210
	April	265.01452	37.59127	0.276346	0.003461	0.018944	0.0023001	0.116356	0.618172	0.000239	2.6286E-04	0.0058438	9.4751E-05	0.0004195	4.13933E-05	0.000273	0.014079	0.000030	0.0162444	0.000961	2.72297E-06	0.001236
	May	95.70425	16.72577	0.243252	0.005894	0.009702	0.0149588	0.071059	1.772353	0.000413	5.5353E-04	0.0109151	2.8261E-04	0.0006388	4.67907E-05	0.001099	0.052958	0.000034	0.0437844	0.001473	3.02447E-06	0.000482
	June	121.63109	22.95329	0.153465	0.004440	0.019790	0.0035330	0.078916	0.917179	0.000674	5.4723E-04	0.0163179	1.7205E-04	0.0004721	3.90342E-05	0.000663	0.024574	0.000046	0.0232366	0.000590	4.76710E-06	0.000536
	July	120.29211	18.64674	0.065193	0.003261	0.003967	0.0026061	0.059661	0.608376	0.000464	5.1807E-04	0.0048428	1.5051E-04	0.0003420	1.90882E-05	0.000211	0.007092	0.000023	0.0135643	0.000486	1.75690E-06	0.000310
	August	117.23177	23.30290	0.187320	0.006042	0.027537	0.0017572	0.054530	1.532131	0.000508	5.0739E-04	0.0090750	3.4178E-04	0.0004128	3.35969E-05	0.000529	0.012249	0.000088	0.0201337	0.000656	4.40182E-06	0.000553
	September	85.12050	15.04476	0.178639	0.004071	0.023101	0.0021481	0.049926	1.377157	0.000416	3.3504E-04	0.0029209	1.8299E-04	0.0003581	2.28208E-05	0.000104	0.007093	0.000024	0.0162692	0.000242	1.94766E-06	0.000378
	October	123.30195	21.64362	0.219786	0.003992	0.021059	0.0044159	0.057393	1.326307	0.000184	1.1531E-04	0.0202614	1.8948E-04	0.0005100	1.50007E-05	0.000212	0.009666	0.000025	0.0176249	0.000331	1.98616E-06	0.000775
	November	175.78883	25.32502	0.144619	0.000831	0.002861	0.0006646	0.075138	0.127730	0.000182	1.8233E-04	0.0046789	3.7024E-05	0.0004848	3.47735E-05	0.000257	0.013350	0.002463	0.0275582	0.000582	2.24186E-05	0.000997
	December	167.20793	21.24131	0.138875	0.002131	0.001528	0.0015347	0.057810	0.539975	0.000165	1.6533E-04	0.0025331	2.4547E-05	0.0004130	1.98342E-05	0.000180	0.004682	0.000012	0.0028497	0.000572	1.69215E-06	0.000980
Year 14	January	220.07290	29.40604	0.159506	0.000774	0.028263	0.0027062	0.079773	0.525589	0.000358	4.5717E-04	0.0015248	2.6222E-05	0.0004549	3.70119E-05	0.000260	0.007546	0.000025	0.0083827	0.001921	1.86556E-06	0.001291
	February	216.94474	30.92800	0.175420	0.000801	0.007237	0.0022147	0.082386	0.274270	0.000189	1.8859E-04	0.0037506	3.1087E-05	0.0006704	4.25142E-05	0.000283	0.010833	0.000047	0.0148711	0.000977	1.90258E-06	0.001121
	March	187.64818	21.51839	0.024682	0.000694	0.006477	0.0060493	0.089267	0.284594	0.000157	4.6730E-04	0.0112302	4.2081E-05	0.0006665	4.75145E-05	0.000296	0.197797	0.000040	0.0646377	0.001167	1.59257E-06	0.000211
	April	265.13301	37.46799																			

		Uranium (U) Total	Zinc (Zn) Total	Dissolved Organic Carbon
		mg/L	mg/L	mg/L
Year 11	January	0.005740	0.007966	1.650175
	February	0.005812	0.010897	0.187592
	March	0.005318	0.016067	0.902651
	April	0.005676	0.007774	1.031091
	May	0.002676	0.015812	2.369648
	June	0.002079	0.006071	1.909910
	July	0.002217	0.003235	1.292954
	August	0.002733	0.006332	2.063844
	September	0.002298	0.002056	0.781966
	October	0.003483	0.002631	0.485434
	November	0.003617	0.006706	0.616182
	December	0.004034	0.004392	0.890775
Year 12	January	0.005077	0.003584	1.652320
	February	0.005124	0.005920	0.187964
	March	0.004521	0.010282	0.903522
	April	0.005327	0.005240	1.035880
	May	0.002507	0.014672	2.387715
	June	0.001907	0.004837	1.914310
	July	0.001773	0.001781	1.296891
	August	0.002460	0.004508	2.071562
	September	0.001949	0.001417	0.787487
	October	0.002878	0.001079	0.490285
	November	0.002955	0.003163	0.617747
	December	0.003384	0.001923	0.892475
Year 13	January	0.005080	0.003652	1.654465
	February	0.005127	0.006037	0.188335
	March	0.004526	0.010407	0.904393
	April	0.005331	0.005303	1.040669
	May	0.002510	0.014794	2.405783
	June	0.001908	0.004884	1.918710
	July	0.001774	0.001804	1.300829
	August	0.002463	0.004564	2.079279
	September	0.001953	0.001447	0.793008
	October	0.002883	0.001099	0.495136
	November	0.002957	0.003235	0.619312
	December	0.003386	0.001963	0.894176
Year 14	January	0.005082	0.003714	1.656432
	February	0.005130	0.006134	0.188645
	March	0.004530	0.010501	0.905047
	April	0.005264	0.005346	1.043862
	May	0.002187	0.014873	2.416322
	June	0.001769	0.004911	1.920910
	July	0.001603	0.001815	1.302469
	August	0.002135	0.004590	2.081852
	September	0.001678	0.001456	0.794388
	October	0.002547	0.001105	0.495944
	November	0.002957	0.003241	0.619443
	December	0.003386	0.001963	0.894176

		Hardness (from Total)	Sulphate dissolved	Nitrate (N)	Nitrite (N)	Ammonia (N)	Phosphorus (P)	Fluoride (F)	Chloride (Cl)	Cyanide Total	Cyanide Weak Acid Dissociable	Aluminum (Al) Total	Antimony (Sb) Total	Arsenic (As) Total	Cadmium (Cd) Total	Copper (Cu) Total	Iron (Fe) Total	Lead (Pb) Total	Manganese (Mn) Total	Nickel (Ni) Total	Silver (Ag) Total	Selenium (Se) Total	
		mg/L	mg/L	mg/L	mg/L	mg/L	mg/L	mg/L	mg/L	mg/L	mg/L	mg/L	mg/L	mg/L	mg/L	mg/L	mg/L	mg/L	mg/L	mg/L	mg/L	mg/L	mg/L
Year 15	January	209.58535	27.11680	0.151175	0.000684	0.026378	0.0025691	0.075760	0.496226	0.000327	4.2192E-04	0.0010430	1.8866E-05	0.0004268	2.58221E-05	0.000237	0.002019	0.000013	0.0021131	0.001886	1.70983E-06	0.001218	
	February	205.41053	28.26888	0.165817	0.000688	0.005943	0.0020237	0.077993	0.236251	0.000170	1.7028E-04	0.0024929	2.0732E-05	0.0006243	2.74556E-05	0.000248	0.002469	0.000022	0.0055443	0.000927	1.71931E-06	0.001048	
	March	169.81104	17.62176	0.013947	0.000527	0.005378	0.0057640	0.083025	0.256767	0.000129	4.3975E-04	0.0093721	2.6562E-05	0.0006182	2.91242E-05	0.000260	0.138282	0.000021	0.0539957	0.001100	1.31684E-06	0.000123	
	April	257.40743	35.20008	0.249783	0.002754	0.015361	0.0022080	0.112819	0.387297	0.000214	2.4406E-04	0.0046096	1.0964E-04	0.0004622	3.38470E-05	0.000250	0.005145	0.000023	0.0077744	0.000887	2.59750E-06	0.001217	
	May	77.94192	10.24039	0.187095	0.004279	0.007020	0.0142734	0.060709	0.673438	0.000326	4.7262E-04	0.0048547	4.0441E-04	0.0008806	2.22868E-05	0.000955	0.009553	0.000015	0.0190595	0.001240	2.78894E-06	0.000490	
	June	109.83250	18.09506	0.116770	0.003341	0.014524	0.0033788	0.073120	0.451796	0.000613	4.9252E-04	0.0136611	1.9280E-04	0.0005538	2.14923E-05	0.000599	0.007604	0.000023	0.0070790	0.000431	4.49822E-06	0.000505	
	July	112.36479	15.48286	0.050213	0.002488	0.002916	0.0025285	0.055103	0.115809	0.000435	4.8702E-04	0.0034555	2.2332E-04	0.0004921	1.33941E-05	0.000163	0.002882	0.000016	0.0033868	0.000395	1.56647E-06	0.000356	
	August	102.51846	18.02998	0.143531	0.004708	0.021182	0.0015939	0.046382	0.464967	0.000448	4.4772E-04	0.0054238	4.9267E-04	0.0007186	2.47995E-05	0.000451	0.002630	0.000047	0.0050988	0.000484	4.21385E-06	0.000672	
	September	71.93488	10.37787	0.138673	0.003018	0.017684	0.0020466	0.042160	0.477634	0.000370	2.8795E-04	0.0014603	3.0149E-04	0.0006166	1.41393E-05	0.000047	0.001445	0.000008	0.0040524	0.000123	1.91315E-06	0.000445	
	October	111.19104	18.88595	0.183216	0.003193	0.016582	0.0041442	0.048958	0.241910	0.000144	7.4381E-05	0.0175779	4.1755E-04	0.0008903	1.77120E-05	0.000163	0.002243	0.000016	0.0118422	0.000314	2.15446E-06	0.000929	
	November	167.01038	23.07860	0.138748	0.000695	0.002094	0.0006153	0.071376	0.097606	0.000168	1.6781E-04	0.0036804	2.8704E-05	0.0004569	1.86834E-05	0.000228	0.003581	0.002452	0.0192050	0.000546	2.22703E-05	0.000931	
	December	160.50523	19.54347	0.133189	0.001989	0.001046	0.0014739	0.055714	0.529996	0.000154	1.5420E-04	0.0016402	1.8494E-05	0.0003961	8.25231E-06	0.000160	0.001415	0.000003	0.0008264	0.000542	1.56691E-06	0.000926	
Year 16	January	209.58535	27.11680	0.151175	0.000684	0.026378	0.0025691	0.075760	0.496226	0.000327	4.2192E-04	0.0010430	1.8866E-05	0.0004268	2.58221E-05	0.000237	0.002019	0.000013	0.0021131	0.001886	1.70983E-06	0.001218	
	February	205.41053	28.26888	0.165817	0.000688	0.005943	0.0020237	0.077993	0.236251	0.000170	1.7028E-04	0.0024929	2.0732E-05	0.0006243	2.74556E-05	0.000248	0.002469	0.000022	0.0055443	0.000927	1.71931E-06	0.001048	
	March	169.81104	17.62176	0.013947	0.000527	0.005378	0.0057640	0.083025	0.256767	0.000129	4.3975E-04	0.0093721	2.6562E-05	0.0006182	2.91242E-05	0.000260	0.138282	0.000021	0.0539957	0.001100	1.31684E-06	0.000123	
	April	257.40743	35.20008	0.244383	0.002630	0.014679	0.0022080	0.112819	0.387297	0.000214	2.4406E-04	0.0046096	1.0964E-04	0.0004622	3.38470E-05	0.000250	0.005145	0.000023	0.0077744	0.000887	2.59750E-06	0.001217	
	May	77.94192	10.24039	0.177089	0.004049	0.006593	0.0142734	0.060709	0.673438	0.000326	4.7262E-04	0.0048547	4.0441E-04	0.0008806	2.22868E-05	0.000955	0.009553	0.000015	0.0190595	0.001240	2.78894E-06	0.000490	
	June	109.83250	18.09506	0.110008	0.003186	0.013669	0.0033788	0.073120	0.451796	0.000613	4.9252E-04	0.0136611	1.9280E-04	0.0005538	2.14923E-05	0.000599	0.007604	0.000023	0.0070790	0.000431	4.49822E-06	0.000505	
	July	112.36479	15.48286	0.047330	0.002370	0.002752	0.0025285	0.055103	0.115809	0.000435	4.8702E-04	0.0034555	2.2332E-04	0.0004921	1.33941E-05	0.000163	0.002882	0.000016	0.0033868	0.000395	1.56647E-06	0.000356	
	August	102.51846	18.02998	0.135262	0.004518	0.020137	0.0015939	0.046382	0.464967	0.000448	4.4772E-04	0.0054238	4.9267E-04	0.0007186	2.47995E-05	0.000451	0.002630	0.000047	0.0050988	0.000484	4.21385E-06	0.000672	
	September	71.93488	10.37787	0.131700	0.002858	0.016802	0.0020466	0.042160	0.477634	0.000370	2.8795E-04	0.0014603	3.0149E-04	0.0006166	1.41393E-05	0.000047	0.001445	0.000008	0.0040524	0.000123	1.91315E-06	0.000445	
	October	111.19104	18.88595	0.175872	0.003025	0.015654	0.0041442	0.048958	0.241910	0.000144	7.4381E-05	0.0175779	4.1755E-04	0.0008903	1.77120E-05	0.000163	0.002243	0.000016	0.0118422	0.000314	2.15446E-06	0.000929	
	November	167.01038	23.07860	0.138748	0.000695	0.002094	0.0006153	0.071376	0.097606	0.000168	1.6781E-04	0.0036804	2.8704E-05	0.0004569	1.86834E-05	0.000228	0.003581	0.002452	0.0192050	0.000546	2.22703E-05	0.000931	
	December	160.50523	19.54347	0.133189	0.001989	0.001046	0.0014739	0.055714	0.529996	0.000154	1.5420E-04	0.0016402	1.8494E-05	0.0003961	8.25231E-06	0.000160	0.001415	0.000003	0.0008264	0.000542	1.56691E-06	0.000926	
Year 17	January	209.58535	27.11680	0.151175	0.000684	0.026378	0.0025691	0.075760	0.496226	0.000327	4.2192E-04	0.0010430	1.8866E-05	0.0004268	2.58221E-05	0.000237	0.002019	0.000013	0.0021131	0.001886	1.70983E-06	0.001218	
	February	205.41053	28.26888	0.165817	0.000688	0.005943	0.0020237	0.077993	0.236251	0.000170	1.7028E-04	0.0024929	2.0732E-05	0.0006243	2.74556E-05	0.000248	0.002469	0.000022	0.0055443	0.000927	1.71931E-06	0.001048	
	March	169.81104	17.62176	0.013947	0.000527	0.005378	0.0057640	0.083025	0.256767	0.000129	4.3975E-04	0.0093721	2.6562E-05	0.0006182	2.91242E-05	0.000260	0.138282	0.000021	0.0539957	0.001100	1.31684E-06	0.000123	
	April	257.40743	35.20008	0.239331	0.002514	0.014040	0.0022080	0.112819	0.387297	0.000214	2.4406E-04	0.0046096	1.0964E-04	0.0004622	3.38470E-05	0.000250	0.005145	0.000023	0.0077744	0.000887	2.59750E-06	0.001217	
	May	77.94192	10.24039	0.167727	0.003834	0.006194	0.0142734	0.060709	0.673438	0.000326	4.7262E-04	0.0048547	4.0441E-04	0.0008806	2.22868E-05	0.000955	0.009553	0.000015	0.0190595	0.001240	2.78894E-06	0.000490	
	June	109.83250	18.09506	0.103681	0.003040	0.012869	0.0033788	0.073120	0.451796	0.000613	4.9252E-04	0.0136611	1.9280E-04	0.0005538	2.14923E-05	0.000599	0.007604	0.000023	0.0070790	0.000431	4.49822E-06	0.000505	
	July	112.36479	15.48286	0.044632	0.002260	0.002598	0.0025285	0.055103	0.115809	0.000435	4.8702E-04	0.0034555	2.2332E-04	0.0004921	1.33941E-05	0.000163	0.002882	0.000016	0.0033868	0.000395	1.56647E-06	0.000356	
	August	102.51846	18.02998	0.127525	0.004340	0.019159	0.0015939	0.046382	0.464967	0.000448	4.4772E-04	0.0054238	4.9267E-04	0.0007186	2.47995E-05	0.000451	0.002630	0.000047	0.0050988	0.000484	4.21385E-06	0.000672	
	September	71.93488	10.37787	0.125177	0.002708	0.015978	0.0020466	0.042160	0.477634	0.000370	2.8795E-04	0.0014603	3.0149E-04	0.0006166	1.41393E-05	0.000047	0.001445	0.000008	0.0040524	0.000123	1.91315E-06	0.000445	
	October	111.19104	18.88595	0.169000	0.002867	0.014785	0.0041442	0.048958	0.241910	0.000144	7.4381E-05	0.0175779	4.1755E-04	0.0008903	1.77120E-05	0.000163	0.002243	0.000016	0.0118422	0.000314	2.15446E-06	0.000929	
	November	167.01038	23.07860	0.138748	0.000695	0.002094	0.0006153	0.071376	0.097606	0.000168	1.6781E-04	0.0036804	2.8704E-05	0.0004569	1.86834E-05	0.000228	0.003581	0.002452	0.0192050	0.000546	2.22703E-05	0.000931	
	December	160.50523	19.54347	0.133189	0.001989	0.001046	0.0014739	0.055714	0.529996	0.000154	1.5420E-04	0.0016402	1.8494E-05	0.0003961	8.25231E-06	0.000160	0.001415	0.000003	0.0008264	0.000542	1.56691E-06	0.000926	
Year 18	January	209.58535	27.11680	0.151175	0.000684	0.026378	0.0025691	0.075760	0.496226	0.000327	4.2192E-04	0.0010430	1.8866E-05	0.0004268	2.58221E-05	0.000237	0.002019	0.000013	0.0021131	0.001886	1.70983E-06	0.001218	
	February	205.41053	28.26888	0.165817	0.000688	0.005943	0.0020237	0.077993	0.236251	0.000170	1.7028E-04	0.0024929	2.0732E-05	0.0006243	2.74556E-05	0.000248	0.002469	0.000022	0.0055443	0.000927	1.71931E-06	0.001048	
	March	169.81104	17.62176	0.013947	0.000527	0.005378	0.0057640	0.083025	0.256767	0.000129	4.3975E-04	0.0093721	2.6562E-05	0.0006182	2.91242E-05	0.000260	0.138282	0.000021	0.0539957	0.001100	1.31684E-06	0.000123	
	April	257.40743	35.20																				

		Uranium (U) Total	Zinc (Zn) Total	Dissolved Organic Carbon
		mg/L	mg/L	mg/L
Year 15	January	0.004952	0.000958	1.576371
	February	0.004988	0.002046	0.176762
	March	0.004302	0.005645	0.874954
	April	0.005094	0.003595	0.979115
	May	0.001768	0.009605	2.044054
	June	0.001453	0.001854	1.837165
	July	0.001419	0.000945	1.236877
	August	0.001849	0.001939	1.923592
	September	0.001416	0.000517	0.680871
	October	0.002468	0.000657	0.346003
	November	0.002857	0.000827	0.571147
	December	0.003291	0.000548	0.839063
Year 16	January	0.004952	0.000958	1.576371
	February	0.004988	0.002046	0.176762
	March	0.004302	0.005645	0.874954
	April	0.005094	0.003595	0.979115
	May	0.001768	0.009605	2.044054
	June	0.001453	0.001854	1.837165
	July	0.001419	0.000945	1.236877
	August	0.001849	0.001939	1.923592
	September	0.001416	0.000517	0.680871
	October	0.002468	0.000657	0.346003
	November	0.002857	0.000827	0.571147
	December	0.003291	0.000548	0.839063
Year 17	January	0.004952	0.000958	1.576371
	February	0.004988	0.002046	0.176762
	March	0.004302	0.005645	0.874954
	April	0.005094	0.003595	0.979115
	May	0.001768	0.009605	2.044054
	June	0.001453	0.001854	1.837165
	July	0.001419	0.000945	1.236877
	August	0.001849	0.001939	1.923592
	September	0.001416	0.000517	0.680871
	October	0.002468	0.000657	0.346003
	November	0.002857	0.000827	0.571147
	December	0.003291	0.000548	0.839063
Year 18	January	0.004952	0.000958	1.576371
	February	0.004988	0.002046	0.176762
	March	0.004302	0.005645	0.874954
	April	0.005094	0.003595	0.979115
	May	0.001768	0.009605	2.044054
	June	0.001453	0.001854	1.837165
	July	0.001419	0.000945	1.236877
	August	0.001849	0.001939	1.923592
	September	0.001416	0.000517	0.680871
	October	0.002468	0.000657	0.346003
	November	0.002857	0.000827	0.571147
	December	0.003291	0.000548	0.839063

		Hardness (from Total)	Sulphate dissolved	Nitrate (N)	Nitrite (N)	Ammonia (N)	Phosphorus (P)	Fluoride (F)	Chloride (Cl)	Cyanide Total	Cyanide Weak Acid Dissociable	Aluminum (Al) Total	Antimony (Sb) Total	Arsenic (As) Total	Cadmium (Cd) Total	Copper (Cu) Total	Iron (Fe) Total	Lead (Pb) Total	Manganese (Mn) Total	Nickel (Ni) Total	Silver (Ag) Total	Selenium (Se) Total	
		mg/L	mg/L	mg/L	mg/L	mg/L	mg/L	mg/L	mg/L	mg/L	mg/L	mg/L	mg/L	mg/L	mg/L	mg/L	mg/L	mg/L	mg/L	mg/L	mg/L	mg/L	mg/L
Year 19	January	209.58535	27.11680	0.151175	0.000684	0.026378	0.0025691	0.075760	0.496226	0.000327	4.2192E-04	0.0010430	1.8866E-05	0.0004268	2.58221E-05	0.000237	0.002019	0.000013	0.0021131	0.001886	1.70983E-06	0.001218	
	February	205.41053	28.26888	0.165817	0.000688	0.005943	0.0020237	0.077993	0.236251	0.000170	1.7028E-04	0.0024929	2.0732E-05	0.0006243	2.74556E-05	0.000248	0.002469	0.000022	0.0055443	0.000927	1.71931E-06	0.001048	
	March	169.81104	17.62176	0.013947	0.000527	0.005378	0.0057640	0.083025	0.256767	0.000129	4.3975E-04	0.0093721	2.6562E-05	0.0006182	2.91242E-05	0.000260	0.138282	0.000021	0.0539957	0.001100	1.31684E-06	0.000123	
	April	257.40743	35.20008	0.230181	0.002304	0.012883	0.0022080	0.112819	0.387297	0.000214	2.4406E-04	0.0046096	1.0964E-04	0.0004622	3.38470E-05	0.000250	0.005145	0.000023	0.0077744	0.000887	2.59750E-06	0.001217	
	May	77.94192	10.24039	0.150773	0.003444	0.005472	0.0142734	0.060709	0.673438	0.000326	4.7262E-04	0.0048547	4.0441E-04	0.0008806	2.22868E-05	0.000955	0.009553	0.000015	0.0190595	0.001240	2.78894E-06	0.000490	
	June	109.83250	18.09506	0.092222	0.002777	0.011420	0.0033788	0.073120	0.451796	0.000613	4.9252E-04	0.0136611	1.9280E-04	0.0005538	2.14923E-05	0.000599	0.007604	0.000023	0.0070790	0.000431	4.49822E-06	0.000505	
	July	112.36479	15.48286	0.039747	0.002059	0.002319	0.0025285	0.055103	0.115809	0.000435	4.8702E-04	0.0034555	2.2332E-04	0.0004921	1.33941E-05	0.000163	0.002882	0.000016	0.0033868	0.000395	1.56647E-06	0.000356	
	August	102.51846	18.02998	0.113515	0.004018	0.017387	0.0015939	0.046382	0.464967	0.000448	4.4772E-04	0.0054238	4.9267E-04	0.0007186	2.47995E-05	0.000451	0.002630	0.000047	0.0050988	0.000484	4.21385E-06	0.000672	
	September	71.93488	10.37787	0.113365	0.002436	0.014484	0.0020466	0.042160	0.477634	0.000370	2.8795E-04	0.0014603	3.0149E-04	0.0006166	1.41393E-05	0.000047	0.001445	0.000008	0.0040524	0.000123	1.91315E-06	0.000445	
	October	111.19104	18.88595	0.156556	0.002581	0.013212	0.0041442	0.048958	0.241910	0.000144	7.4381E-05	0.0175779	4.1755E-04	0.0008903	1.77120E-05	0.000163	0.002243	0.000016	0.0118422	0.000314	2.15446E-06	0.000929	
	November	167.01038	23.07860	0.138748	0.000695	0.002094	0.0006153	0.071376	0.097606	0.000168	1.6781E-04	0.0036804	2.8704E-05	0.0004569	1.86834E-05	0.000228	0.003581	0.002452	0.0192050	0.000546	2.22703E-05	0.000931	
	December	160.50523	19.54347	0.133189	0.001989	0.001046	0.0014739	0.055714	0.529996	0.000154	1.5420E-04	0.0016402	1.8494E-05	0.0003961	8.25231E-06	0.000160	0.001415	0.000003	0.0008264	0.000542	1.56691E-06	0.000926	
Year 20	January	209.58535	27.11680	0.151175	0.000684	0.026378	0.0025691	0.075760	0.496226	0.000327	4.2192E-04	0.0010430	1.8866E-05	0.0004268	2.58221E-05	0.000237	0.002019	0.000013	0.0021131	0.001886	1.70983E-06	0.001218	
	February	205.41053	28.26888	0.165817	0.000688	0.005943	0.0020237	0.077993	0.236251	0.000170	1.7028E-04	0.0024929	2.0732E-05	0.0006243	2.74556E-05	0.000248	0.002469	0.000022	0.0055443	0.000927	1.71931E-06	0.001048	
	March	169.81104	17.62176	0.013947	0.000527	0.005378	0.0057640	0.083025	0.256767	0.000129	4.3975E-04	0.0093721	2.6562E-05	0.0006182	2.91242E-05	0.000260	0.138282	0.000021	0.0539957	0.001100	1.31684E-06	0.000123	
	April	257.40743	35.20008	0.226043	0.002209	0.012360	0.0022080	0.112819	0.387297	0.000214	2.4406E-04	0.0046096	1.0964E-04	0.0004622	3.38470E-05	0.000250	0.005145	0.000023	0.0077744	0.000887	2.59750E-06	0.001217	
	May	77.94192	10.24039	0.143105	0.003268	0.005145	0.0142734	0.060709	0.673438	0.000326	4.7262E-04	0.0048547	4.0441E-04	0.0008806	2.22868E-05	0.000955	0.009553	0.000015	0.0190595	0.001240	2.78894E-06	0.000490	
	June	109.83250	18.09506	0.087040	0.002658	0.010765	0.0033788	0.073120	0.451796	0.000613	4.9252E-04	0.0136611	1.9280E-04	0.0005538	2.14923E-05	0.000599	0.007604	0.000023	0.0070790	0.000431	4.49822E-06	0.000505	
	July	112.36479	15.48286	0.037537	0.001969	0.002193	0.0025285	0.055103	0.115809	0.000435	4.8702E-04	0.0034555	2.2332E-04	0.0004921	1.33941E-05	0.000163	0.002882	0.000016	0.0033868	0.000395	1.56647E-06	0.000356	
	August	102.51846	18.02998	0.107180	0.003872	0.016586	0.0015939	0.046382	0.464967	0.000448	4.4772E-04	0.0054238	4.9267E-04	0.0007186	2.47995E-05	0.000451	0.002630	0.000047	0.0050988	0.000484	4.21385E-06	0.000672	
	September	71.93488	10.37787	0.108023	0.002313	0.013809	0.0020466	0.042160	0.477634	0.000370	2.8795E-04	0.0014603	3.0149E-04	0.0006166	1.41393E-05	0.000047	0.001445	0.000008	0.0040524	0.000123	1.91315E-06	0.000445	
	October	111.19104	18.88595	0.150929	0.002451	0.012500	0.0041442	0.048958	0.241910	0.000144	7.4381E-05	0.0175779	4.1755E-04	0.0008903	1.77120E-05	0.000163	0.002243	0.000016	0.0118422	0.000314	2.15446E-06	0.000929	
	November	167.01038	23.07860	0.138748	0.000695	0.002094	0.0006153	0.071376	0.097606	0.000168	1.6781E-04	0.0036804	2.8704E-05	0.0004569	1.86834E-05	0.000228	0.003581	0.002452	0.0192050	0.000546	2.22703E-05	0.000931	
	December	160.50523	19.54347	0.133189	0.001989	0.001046	0.0014739	0.055714	0.529996	0.000154	1.5420E-04	0.0016402	1.8494E-05	0.0003961	8.25231E-06	0.000160	0.001415	0.000003	0.0008264	0.000542	1.56691E-06	0.000926	
Year 21	January	209.58535	27.11680	0.151175	0.000684	0.026378	0.0025691	0.075760	0.496226	0.000327	4.2192E-04	0.0010430	1.8866E-05	0.0004268	2.58221E-05	0.000237	0.002019	0.000013	0.0021131	0.001886	1.70983E-06	0.001218	
	February	205.41053	28.26888	0.165817	0.000688	0.005943	0.0020237	0.077993	0.236251	0.000170	1.7028E-04	0.0024929	2.0732E-05	0.0006243	2.74556E-05	0.000248	0.002469	0.000022	0.0055443	0.000927	1.71931E-06	0.001048	
	March	169.81104	17.62176	0.013947	0.000527	0.005378	0.0057640	0.083025	0.256767	0.000129	4.3975E-04	0.0093721	2.6562E-05	0.0006182	2.91242E-05	0.000260	0.138282	0.000021	0.0539957	0.001100	1.31684E-06	0.000123	
	April	257.40743	35.20008	0.222171	0.002120	0.011870	0.0022080	0.112819	0.387297	0.000214	2.4406E-04	0.0046096	1.0964E-04	0.0004622	3.38470E-05	0.000250	0.005145	0.000023	0.0077744	0.000887	2.59750E-06	0.001217	
	May	77.94192	10.24039	0.135931	0.003103	0.004839	0.0142734	0.060709	0.673438	0.000326	4.7262E-04	0.0048547	4.0441E-04	0.0008806	2.22868E-05	0.000955	0.009553	0.000015	0.0190595	0.001240	2.78894E-06	0.000490	
	June	109.83250	18.09506	0.082192	0.002546	0.010152	0.0033788	0.073120	0.451796	0.000613	4.9252E-04	0.0136611	1.9280E-04	0.0005538	2.14923E-05	0.000599	0.007604	0.000023	0.0070790	0.000431	4.49822E-06	0.000505	
	July	112.36479	15.48286	0.035470	0.001884	0.002076	0.0025285	0.055103	0.115809	0.000435	4.8702E-04	0.0034555	2.2332E-04	0.0004921	1.33941E-05	0.000163	0.002882	0.000016	0.0033868	0.000395	1.56647E-06	0.000356	
	August	102.51846	18.02998	0.101252	0.003736	0.015837	0.0015939	0.046382	0.464967	0.000448	4.4772E-04	0.0054238	4.9267E-04	0.0007186	2.47995E-05	0.000451	0.002630	0.000047	0.0050988	0.000484	4.21385E-06	0.000672	
	September	71.93488	10.37787	0.103025	0.002198	0.013177	0.0020466	0.042160	0.477634	0.000370	2.8795E-04	0.0014603	3.0149E-04	0.0006166	1.41393E-05	0.000047	0.001445	0.000008	0.0040524	0.000123	1.91315E-06	0.000445	
	October	111.19104	18.88595	0.145663	0.002330	0.011834	0.0041442	0.048958	0.241910	0.000144	7.4381E-05	0.0175779	4.1755E-04	0.0008903	1.77120E-05	0.000163	0.002243	0.000016	0.0118422	0.000314	2.15446E-06	0.000929	
	November	167.01038	23.07860	0.138748	0.000695	0.002094	0.0006153	0.071376	0.097606	0.000168	1.6781E-04	0.0036804	2.8704E-05	0.0004569	1.86834E-05	0.000228	0.003581	0.002452	0.0192050	0.000546	2.22703E-05	0.000931	
	December	160.50523	19.54347	0.133189	0.001989	0.001046	0.0014739	0.055714	0.529996	0.000154	1.5420E-04	0.0016402	1.8494E-05	0.0003961	8.25231E-06	0.000160	0.001415	0.000003	0.0008264	0.000542	1.56691E-06	0.000926	
Year 22	January	209.58535	27.11680	0.151175	0.000684	0.026378	0.0025691	0.075760	0.496226	0.000327	4.2192E-04	0.0010430	1.8866E-05	0.0004268	2.58221E-05	0.000237	0.002019	0.000013	0.0021131	0.001886	1.70983E-06	0.001218	
	February	205.41053	28.26888	0.165817	0.000688	0.005943	0.0020237	0.077993	0.236251	0.000170	1.7028E-04	0.0024929	2.0732E-05	0.0006243	2.74556E-05	0.000248	0.002469	0.000022	0.0055443	0.000927	1.71931E-06	0.001048	
	March	169.81104	17.62176	0.013947	0.000527	0.005378	0.0057640	0.083025	0.256767	0.000129	4.3975E-04	0.0093721	2.6562E-05	0.0006182	2.91242E-05	0.000260	0.138282	0.000021	0.0539957	0.001100	1.31684E-06	0.000123	
	April	257.40743	35.2																				

		Uranium (U) Total	Zinc (Zn) Total	Dissolved Organic Carbon
		mg/L	mg/L	mg/L
Year 19	January	0.004952	0.000958	1.576371
	February	0.004988	0.002046	0.176762
	March	0.004302	0.005645	0.874954
	April	0.005094	0.003595	0.979115
	May	0.001768	0.009605	2.044054
	June	0.001453	0.001854	1.837165
	July	0.001419	0.000945	1.236877
	August	0.001849	0.001939	1.923592
	September	0.001416	0.000517	0.680871
	October	0.002468	0.000657	0.346003
	November	0.002857	0.000827	0.571147
	December	0.003291	0.000548	0.839063
Year 20	January	0.004952	0.000958	1.576371
	February	0.004988	0.002046	0.176762
	March	0.004302	0.005645	0.874954
	April	0.005094	0.003595	0.979115
	May	0.001768	0.009605	2.044054
	June	0.001453	0.001854	1.837165
	July	0.001419	0.000945	1.236877
	August	0.001849	0.001939	1.923592
	September	0.001416	0.000517	0.680871
	October	0.002468	0.000657	0.346003
	November	0.002857	0.000827	0.571147
	December	0.003291	0.000548	0.839063
Year 21	January	0.004952	0.000958	1.576371
	February	0.004988	0.002046	0.176762
	March	0.004302	0.005645	0.874954
	April	0.005094	0.003595	0.979115
	May	0.001768	0.009605	2.044054
	June	0.001453	0.001854	1.837165
	July	0.001419	0.000945	1.236877
	August	0.001849	0.001939	1.923592
	September	0.001416	0.000517	0.680871
	October	0.002468	0.000657	0.346003
	November	0.002857	0.000827	0.571147
	December	0.003291	0.000548	0.839063
Year 22	January	0.004952	0.000958	1.576371
	February	0.004988	0.002046	0.176762
	March	0.004302	0.005645	0.874954
	April	0.005094	0.003595	0.979115
	May	0.001768	0.009605	2.044054
	June	0.001453	0.001854	1.837165
	July	0.001419	0.000945	1.236877
	August	0.001849	0.001939	1.923592
	September	0.001416	0.000517	0.680871
	October	0.002468	0.000657	0.346003
	November	0.002857	0.000827	0.571147
	December	0.003291	0.000548	0.839063

		Hardness (from Total)	Sulphate dissolved	Nitrate (N)	Nitrite (N)	Ammonia (N)	Phosphorus (P)	Fluoride (F)	Chloride (Cl)	Cyanide Total	Cyanide Weak Acid Dissociable	Aluminum (Al) Total	Antimony (Sb) Total	Arsenic (As) Total	Cadmium (Cd) Total	Copper (Cu) Total	Iron (Fe) Total	Lead (Pb) Total	Manganese (Mn) Total	Nickel (Ni) Total	Silver (Ag) Total	Selenium (Se) Total
		mg/L	mg/L	mg/L	mg/L	mg/L	mg/L	mg/L	mg/L	mg/L	mg/L	mg/L	mg/L	mg/L	mg/L	mg/L	mg/L	mg/L	mg/L	mg/L	mg/L	mg/L
Year 23	January	209.58535	27.11680	0.151175	0.000684	0.026378	0.0025691	0.075760	0.496226	0.000327	4.2192E-04	0.0010430	1.8866E-05	0.0004268	2.58221E-05	0.000237	0.002019	0.000013	0.0021131	0.001886	1.70983E-06	0.001218
	February	205.41053	28.26888	0.165817	0.000688	0.005943	0.0020237	0.077993	0.236251	0.000170	1.7028E-04	0.0024929	2.0732E-05	0.0006243	2.74556E-05	0.000248	0.002469	0.000022	0.0055443	0.000927	1.71931E-06	0.001048
	March	169.81104	17.62176	0.013947	0.000527	0.005378	0.0057640	0.083025	0.256767	0.000129	4.3975E-04	0.0093721	2.6562E-05	0.0006182	2.91242E-05	0.000260	0.138282	0.000021	0.0539957	0.001100	1.31684E-06	0.000123
	April	257.40743	35.20008	0.215159	0.001958	0.010984	0.0022080	0.112819	0.387297	0.000214	2.4406E-04	0.0046096	1.0964E-04	0.0004622	3.38470E-05	0.000250	0.005145	0.000023	0.0077744	0.000887	2.59750E-06	0.001217
	May	77.94192	10.24039	0.122938	0.002804	0.004286	0.0142734	0.060709	0.673438	0.000326	4.7262E-04	0.0048547	4.0441E-04	0.0008806	2.22868E-05	0.000955	0.009553	0.000015	0.0190595	0.001240	2.78894E-06	0.000490
	June	109.83250	18.09506	0.073411	0.002344	0.009042	0.0033788	0.073120	0.451796	0.000613	4.9252E-04	0.0136611	1.9280E-04	0.0005538	2.14923E-05	0.000599	0.007604	0.000023	0.0070790	0.000431	4.49822E-06	0.000505
	July	112.36479	15.48286	0.031727	0.001731	0.001862	0.0025285	0.055103	0.115809	0.000435	4.8702E-04	0.0034555	2.2332E-04	0.0004921	1.33941E-05	0.000163	0.002882	0.000016	0.0033868	0.000395	1.56647E-06	0.000356
	August	102.51846	18.02998	0.090516	0.003489	0.014479	0.0015939	0.046382	0.464967	0.000448	4.4772E-04	0.0054238	4.9267E-04	0.0007186	2.47995E-05	0.000451	0.002630	0.000047	0.0050988	0.000484	4.21385E-06	0.000672
	September	71.93488	10.37787	0.093974	0.001990	0.012032	0.0020466	0.042160	0.477634	0.000370	2.8795E-04	0.0014603	3.0149E-04	0.0006166	1.41393E-05	0.000047	0.001445	0.000008	0.0040524	0.000123	1.91315E-06	0.000445
	October	111.19104	18.88595	0.136128	0.002111	0.010629	0.0041442	0.048958	0.241910	0.000144	7.4381E-05	0.0175779	4.1755E-04	0.0008903	1.77120E-05	0.000163	0.002243	0.000016	0.0118422	0.000314	2.15446E-06	0.000929
	November	167.01038	23.07860	0.138748	0.000695	0.002094	0.0006153	0.071376	0.097606	0.000168	1.6781E-04	0.0036804	2.8704E-05	0.0004569	1.86834E-05	0.000228	0.003581	0.002452	0.0192050	0.000546	2.22703E-05	0.000931
	December	160.50523	19.54347	0.133189	0.001989	0.001046	0.0014739	0.055714	0.529996	0.000154	1.5420E-04	0.0016402	1.8494E-05	0.0003961	8.25231E-06	0.000160	0.001415	0.000003	0.0008264	0.000542	1.56691E-06	0.000926
Year 24	January	209.58535	27.11680	0.151175	0.000684	0.026378	0.0025691	0.075760	0.496226	0.000327	4.2192E-04	0.0010430	1.8866E-05	0.0004268	2.58221E-05	0.000237	0.002019	0.000013	0.0021131	0.001886	1.70983E-06	0.001218
	February	205.41053	28.26888	0.165817	0.000688	0.005943	0.0020237	0.077993	0.236251	0.000170	1.7028E-04	0.0024929	2.0732E-05	0.0006243	2.74556E-05	0.000248	0.002469	0.000022	0.0055443	0.000927	1.71931E-06	0.001048
	March	169.81104	17.62176	0.013947	0.000527	0.005378	0.0057640	0.083025	0.256767	0.000129	4.3975E-04	0.0093721	2.6562E-05	0.0006182	2.91242E-05	0.000260	0.138282	0.000021	0.0539957	0.001100	1.31684E-06	0.000123
	April	257.40743	35.20008	0.211987	0.001885	0.010583	0.0022080	0.112819	0.387297	0.000214	2.4406E-04	0.0046096	1.0964E-04	0.0004622	3.38470E-05	0.000250	0.005145	0.000023	0.0077744	0.000887	2.59750E-06	0.001217
	May	77.94192	10.24039	0.117061	0.002669	0.004035	0.0142734	0.060709	0.673438	0.000326	4.7262E-04	0.0048547	4.0441E-04	0.0008806	2.22868E-05	0.000955	0.009553	0.000015	0.0190595	0.001240	2.78894E-06	0.000490
	June	109.83250	18.09506	0.069439	0.002253	0.008540	0.0033788	0.073120	0.451796	0.000613	4.9252E-04	0.0136611	1.9280E-04	0.0005538	2.14923E-05	0.000599	0.007604	0.000023	0.0070790	0.000431	4.49822E-06	0.000505
	July	112.36479	15.48286	0.030034	0.001661	0.001766	0.0025285	0.055103	0.115809	0.000435	4.8702E-04	0.0034555	2.2332E-04	0.0004921	1.33941E-05	0.000163	0.002882	0.000016	0.0033868	0.000395	1.56647E-06	0.000356
	August	102.51846	18.02998	0.085661	0.003378	0.013866	0.0015939	0.046382	0.464967	0.000448	4.4772E-04	0.0054238	4.9267E-04	0.0007186	2.47995E-05	0.000451	0.002630	0.000047	0.0050988	0.000484	4.21385E-06	0.000672
	September	71.93488	10.37787	0.089880	0.001896	0.011515	0.0020466	0.042160	0.477634	0.000370	2.8795E-04	0.0014603	3.0149E-04	0.0006166	1.41393E-05	0.000047	0.001445	0.000008	0.0040524	0.000123	1.91315E-06	0.000445
	October	111.19104	18.88595	0.131816	0.002012	0.010084	0.0041442	0.048958	0.241910	0.000144	7.4381E-05	0.0175779	4.1755E-04	0.0008903	1.77120E-05	0.000163	0.002243	0.000016	0.0118422	0.000314	2.15446E-06	0.000929
	November	167.01038	23.07860	0.138748	0.000695	0.002094	0.0006153	0.071376	0.097606	0.000168	1.6781E-04	0.0036804	2.8704E-05	0.0004569	1.86834E-05	0.000228	0.003581	0.002452	0.0192050	0.000546	2.22703E-05	0.000931
	December	160.50523	19.54347	0.133189	0.001989	0.001046	0.0014739	0.055714	0.529996	0.000154	1.5420E-04	0.0016402	1.8494E-05	0.0003961	8.25231E-06	0.000160	0.001415	0.000003	0.0008264	0.000542	1.56691E-06	0.000926
Year 25	January	209.58535	27.11680	0.151175	0.000684	0.026378	0.0025691	0.075760	0.496226	0.000327	4.2192E-04	0.0010430	1.8866E-05	0.0004268	2.58221E-05	0.000237	0.002019	0.000013	0.0021131	0.001886	1.70983E-06	0.001218
	February	205.41053	28.26888	0.165817	0.000688	0.005943	0.0020237	0.077993	0.236251	0.000170	1.7028E-04	0.0024929	2.0732E-05	0.0006243	2.74556E-05	0.000248	0.002469	0.000022	0.0055443	0.000927	1.71931E-06	0.001048
	March	169.81104	17.62176	0.013947	0.000527	0.005378	0.0057640	0.083025	0.256767	0.000129	4.3975E-04	0.0093721	2.6562E-05	0.0006182	2.91242E-05	0.000260	0.138282	0.000021	0.0539957	0.001100	1.31684E-06	0.000123
	April	257.40743	35.20008	0.209019	0.001817	0.010207	0.0022080	0.112819	0.387297	0.000214	2.4406E-04	0.0046096	1.0964E-04	0.0004622	3.38470E-05	0.000250	0.005145	0.000023	0.0077744	0.000887	2.59750E-06	0.001217
	May	77.94192	10.24039	0.111563	0.002542	0.003801	0.0142734	0.060709	0.673438	0.000326	4.7262E-04	0.0048547	4.0441E-04	0.0008806	2.22868E-05	0.000955	0.009553	0.000015	0.0190595	0.001240	2.78894E-06	0.000490
	June	109.83250	18.09506	0.065723	0.002168	0.008070	0.0033788	0.073120	0.451796	0.000613	4.9252E-04	0.0136611	1.9280E-04	0.0005538	2.14923E-05	0.000599	0.007604	0.000023	0.0070790	0.000431	4.49822E-06	0.000505
	July	112.36479	15.48286	0.028450	0.001596	0.001675	0.0025285	0.055103	0.115809	0.000435	4.8702E-04	0.0034555	2.2332E-04	0.0004921	1.33941E-05	0.000163	0.002882	0.000016	0.0033868	0.000395	1.56647E-06	0.000356
	August	102.51846	18.02998	0.081119	0.003273	0.013291	0.0015939	0.046382	0.464967	0.000448	4.4772E-04	0.0054238	4.9267E-04	0.0007186	2.47995E-05	0.000451	0.002630	0.000047	0.0050988	0.000484	4.21385E-06	0.000672
	September	71.93488	10.37787	0.086051	0.001808	0.011030	0.0020466	0.042160	0.477634	0.000370	2.8795E-04	0.0014603	3.0149E-04	0.0006166	1.41393E-05	0.000047	0.001445	0.000008	0.0040524	0.000123	1.91315E-06	0.000445
	October	111.19104	18.88595	0.127781	0.001919	0.009573	0.0041442	0.048958	0.241910	0.000144	7.4381E-05	0.0175779	4.1755E-04	0.0008903	1.77120E-05	0.000163	0.002243	0.000016	0.0118422	0.000314	2.15446E-06	0.000929
	November	167.01038	23.07860	0.138748	0.000695	0.002094	0.0006153	0.071376	0.097606	0.000168	1.6781E-04	0.0036804	2.8704E-05	0.0004569	1.86834E-05	0.000228	0.003581	0.002452	0.0192050	0.000546	2.22703E-05	0.000931
	December	160.50523	19.54347	0.133189	0.001989	0.001046	0.0014739	0.055714	0.529996	0.000154	1.5420E-04	0.0016402	1.8494E-05	0.0003961	8.25231E-06	0.000160	0.001415	0.000003	0.0008264	0.000542	1.56691E-06	0.000926
Year 26	January	271.82810	71.00413	0.133837	0.002653	0.035438	0.0113877	0.102124	3.885478	0.000322	3.9742E-04	0.0079004	1.3639E-03	0.0011391	3.27441E-05	0.001278	0.021763	0.000759	0.0856216	0.002242	4.67806E-06	0.001073
	February	275.03966	77.05380	0.143799	0.002885	0.019133	0.0119532	0.106905	4.061503	0.000187	1.8042E-04	0.0142720	1.5231E-03	0.0013886	2.96489E-05	0.001408	0.027225	0.000854	0.1055037	0.001467	5.02962E-06	0.001235
	March	261.93631	79.99431	0.014468	0.003277	0.021798	0.0173239	0.117443	4.990803	0.000157	3.9871E-04	0.0226072	1.8867E-03	0.0015630	2.49825E-05	0.001694	0.307519	0.001052	0.1683361	0.001730	5.48763E-06	0.000446
	April	296.54380	65.69275																			

		Uranium (U) Total	Zinc (Zn) Total	Dissolved Organic Carbon
		mg/L	mg/L	mg/L
Year 23	January	0.004952	0.000958	1.576371
	February	0.004988	0.002046	0.176762
	March	0.004302	0.005645	0.874954
	April	0.005094	0.003595	0.979115
	May	0.001768	0.009605	2.044054
	June	0.001453	0.001854	1.837165
	July	0.001419	0.000945	1.236877
	August	0.001849	0.001939	1.923592
	September	0.001416	0.000517	0.680871
	October	0.002468	0.000657	0.346003
	November	0.002857	0.000827	0.571147
	December	0.003291	0.000548	0.839063
Year 24	January	0.004952	0.000958	1.576371
	February	0.004988	0.002046	0.176762
	March	0.004302	0.005645	0.874954
	April	0.005094	0.003595	0.979115
	May	0.001768	0.009605	2.044054
	June	0.001453	0.001854	1.837165
	July	0.001419	0.000945	1.236877
	August	0.001849	0.001939	1.923592
	September	0.001416	0.000517	0.680871
	October	0.002468	0.000657	0.346003
	November	0.002857	0.000827	0.571147
	December	0.003291	0.000548	0.839063
Year 25	January	0.004952	0.000958	1.576371
	February	0.004988	0.002046	0.176762
	March	0.004302	0.005645	0.874954
	April	0.005094	0.003595	0.979115
	May	0.001768	0.009605	2.044054
	June	0.001453	0.001854	1.837165
	July	0.001419	0.000945	1.236877
	August	0.001849	0.001939	1.923592
	September	0.001416	0.000517	0.680871
	October	0.002468	0.000657	0.346003
	November	0.002857	0.000827	0.571147
	December	0.003291	0.000548	0.839063
Year 26	January	0.004598	0.001450	1.363510
	February	0.004417	0.002157	0.149629
	March	0.003508	0.004647	0.703851
	April	0.006104	0.006452	0.881767
	May	0.003507	0.012779	1.870929
	June	0.002822	0.004841	1.690585
	July	0.002942	0.002425	1.141324
	August	0.003243	0.004816	1.758459
	September	0.002818	0.001303	0.623215
	October	0.003169	0.001293	0.313282
	November	0.003353	0.001983	0.513543
	December	0.003428	0.001069	0.741850

		Hardness (from Total)	Sulphate dissolved	Nitrate (N)	Nitrite (N)	Ammonia (N)	Phosphorus (P)	Fluoride (F)	Chloride (Cl)	Cyanide Total	Cyanide Weak Acid Dissociable	Aluminum (Al) Total	Antimony (Sb) Total	Arsenic (As) Total	Cadmium (Cd) Total	Copper (Cu) Total	Iron (Fe) Total	Lead (Pb) Total	Manganese (Mn) Total	Nickel (Ni) Total	Silver (Ag) Total	Selenium (Se) Total
		mg/L	mg/L	mg/L	mg/L	mg/L	mg/L	mg/L	mg/L	mg/L	mg/L	mg/L	mg/L	mg/L	mg/L	mg/L	mg/L	mg/L	mg/L	mg/L	mg/L	mg/L
Year 27	January	271.82810	71.00413	0.133837	0.002653	0.035438	0.0113877	0.102124	3.885478	0.000322	3.9742E-04	0.0079004	1.3639E-03	0.0011391	3.27441E-05	0.001278	0.021763	0.000759	0.0856216	0.002242	4.67806E-06	0.001073
	February	275.03966	77.05380	0.143799	0.002885	0.019133	0.0119532	0.106905	4.061503	0.000187	1.8042E-04	0.0142720	1.5231E-03	0.0013886	2.96489E-05	0.001408	0.027225	0.000854	0.1055037	0.001467	5.02962E-06	0.001235
	March	261.93631	79.99431	0.014468	0.003277	0.021798	0.0173239	0.117443	4.990803	0.000157	3.9871E-04	0.0226072	1.8867E-03	0.0015630	2.49825E-05	0.001694	0.307519	0.001052	0.1683361	0.001730	5.48763E-06	0.000446
	April	296.54380	65.69275	0.185595	0.002999	0.017604	0.0085408	0.127763	2.819645	0.000220	2.4301E-04	0.0119332	1.0621E-03	0.0009666	8.09305E-05	0.000992	0.064297	0.000234	0.0715066	0.001236	4.62627E-06	0.001535
	May	126.45850	38.31827	0.094871	0.003372	0.005680	0.0186439	0.077844	2.720380	0.000322	4.5236E-04	0.0100439	8.1612E-04	0.0019216	7.92253E-05	0.001527	0.090859	0.000110	0.0723726	0.001507	4.50017E-06	0.000865
	June	145.52795	39.99873	0.055796	0.002864	0.012841	0.0072702	0.085254	2.112834	0.000583	4.6917E-04	0.0179160	4.3374E-04	0.0012912	6.92493E-05	0.001078	0.076622	0.000202	0.0508190	0.000696	5.71015E-06	0.000820
	July	161.80924	44.81108	0.024713	0.002688	0.003445	0.0052469	0.074338	2.092791	0.000426	4.7025E-04	0.0078005	1.0711E-03	0.0005441	4.66737E-05	0.000839	0.036086	0.000171	0.0579660	0.000757	3.49914E-06	0.000759
	August	151.64046	46.90034	0.068602	0.004138	0.019274	0.0037217	0.065811	2.636100	0.000434	4.3006E-04	0.0119218	1.3124E-03	0.0011494	6.24396E-05	0.001099	0.052898	0.000521	0.0543841	0.000833	5.89865E-06	0.001011
	September	123.89451	39.98460	0.074387	0.002831	0.017386	0.0051380	0.062051	2.653132	0.000363	2.8439E-04	0.0047405	1.0385E-03	0.0010580	4.07948E-05	0.000635	0.030121	0.000216	0.0522359	0.000504	3.80222E-06	0.000823
	October	162.02181	49.31584	0.111164	0.002982	0.016383	0.0098199	0.069122	2.560758	0.000157	8.9351E-05	0.0232907	1.2911E-03	0.0013277	3.63447E-05	0.000874	0.054318	0.000422	0.0718563	0.000698	4.11822E-06	0.001166
	November	221.06573	57.98386	0.127163	0.002238	0.011766	0.0028858	0.092832	2.321915	0.000181	1.7632E-04	0.0118329	1.0810E-03	0.0010137	4.27964E-05	0.001045	0.034084	0.002790	0.0879224	0.000969	2.25292E-05	0.001134
	December	221.43190	59.04050	0.120459	0.003568	0.010666	0.0076397	0.081399	3.504154	0.000170	1.6486E-04	0.0105838	1.1999E-03	0.0010264	2.44890E-05	0.001083	0.020866	0.000512	0.0542562	0.001016	4.19509E-06	0.001008
Year 28	January	271.82810	71.00413	0.133837	0.002653	0.035438	0.0113877	0.102124	3.885478	0.000322	3.9742E-04	0.0079004	1.3639E-03	0.0011391	3.27441E-05	0.001278	0.021763	0.000759	0.0856216	0.002242	4.67806E-06	0.001073
	February	275.03966	77.05380	0.143799	0.002885	0.019133	0.0119532	0.106905	4.061503	0.000187	1.8042E-04	0.0142720	1.5231E-03	0.0013886	2.96489E-05	0.001408	0.027225	0.000854	0.1055037	0.001467	5.02962E-06	0.001235
	March	261.93631	79.99431	0.014468	0.003277	0.021798	0.0173239	0.117443	4.990803	0.000157	3.9871E-04	0.0226072	1.8867E-03	0.0015630	2.49825E-05	0.001694	0.307519	0.001052	0.1683361	0.001730	5.48763E-06	0.000446
	April	296.54380	65.69275	0.183405	0.002948	0.017327	0.0085408	0.127763	2.819645	0.000220	2.4301E-04	0.0119332	1.0621E-03	0.0009666	8.09305E-05	0.000992	0.064297	0.000234	0.0715066	0.001236	4.62627E-06	0.001535
	May	126.45850	38.31827	0.090748	0.003277	0.005505	0.0186439	0.077844	2.720380	0.000322	4.5236E-04	0.0100439	8.1612E-04	0.0019216	7.92253E-05	0.001527	0.090859	0.000110	0.0723726	0.001507	4.50017E-06	0.000865
	June	145.52795	39.99873	0.052995	0.002800	0.012486	0.0072702	0.085254	2.112834	0.000583	4.6917E-04	0.0179160	4.3374E-04	0.0012912	6.92493E-05	0.001078	0.076622	0.000202	0.0508190	0.000696	5.71015E-06	0.000820
	July	161.80924	44.81108	0.023516	0.002639	0.003377	0.0052469	0.074338	2.092791	0.000426	4.7025E-04	0.0078005	1.0711E-03	0.0005441	4.66737E-05	0.000839	0.036086	0.000171	0.0579660	0.000757	3.49914E-06	0.000759
	August	151.64046	46.90034	0.065200	0.004060	0.018844	0.0037217	0.065811	2.636100	0.000434	4.3006E-04	0.0119218	1.3124E-03	0.0011494	6.24396E-05	0.001099	0.052898	0.000521	0.0543841	0.000833	5.89865E-06	0.001011
	September	123.89451	39.98460	0.071515	0.002765	0.017023	0.0051380	0.062051	2.653132	0.000363	2.8439E-04	0.0047405	1.0385E-03	0.0010580	4.07948E-05	0.000635	0.030121	0.000216	0.0522359	0.000504	3.80222E-06	0.000823
	October	162.02181	49.31584	0.108172	0.002913	0.016005	0.0098199	0.069122	2.560758	0.000157	8.9351E-05	0.0232907	1.2911E-03	0.0013277	3.63447E-05	0.000874	0.054318	0.000422	0.0718563	0.000698	4.11822E-06	0.001166
	November	221.06573	57.98386	0.127163	0.002238	0.011766	0.0028858	0.092832	2.321915	0.000181	1.7632E-04	0.0118329	1.0810E-03	0.0010137	4.27964E-05	0.001045	0.034084	0.002790	0.0879224	0.000969	2.25292E-05	0.001134
	December	221.43190	59.04050	0.120459	0.003568	0.010666	0.0076397	0.081399	3.504154	0.000170	1.6486E-04	0.0105838	1.1999E-03	0.0010264	2.44890E-05	0.001083	0.020866	0.000512	0.0542562	0.001016	4.19509E-06	0.001008
Year 29	January	271.82810	71.00413	0.133837	0.002653	0.035438	0.0113877	0.102124	3.885478	0.000322	3.9742E-04	0.0079004	1.3639E-03	0.0011391	3.27441E-05	0.001278	0.021763	0.000759	0.0856216	0.002242	4.67806E-06	0.001073
	February	275.03966	77.05380	0.143799	0.002885	0.019133	0.0119532	0.106905	4.061503	0.000187	1.8042E-04	0.0142720	1.5231E-03	0.0013886	2.96489E-05	0.001408	0.027225	0.000854	0.1055037	0.001467	5.02962E-06	0.001235
	March	261.93631	79.99431	0.014468	0.003277	0.021798	0.0173239	0.117443	4.990803	0.000157	3.9871E-04	0.0226072	1.8867E-03	0.0015630	2.49825E-05	0.001694	0.307519	0.001052	0.1683361	0.001730	5.48763E-06	0.000446
	April	296.54380	65.69275	0.181356	0.002901	0.017068	0.0085408	0.127763	2.819645	0.000220	2.4301E-04	0.0119332	1.0621E-03	0.0009666	8.09305E-05	0.000992	0.064297	0.000234	0.0715066	0.001236	4.62627E-06	0.001535
	May	126.45850	38.31827	0.086890	0.003189	0.005340	0.0186439	0.077844	2.720380	0.000322	4.5236E-04	0.0100439	8.1612E-04	0.0019216	7.92253E-05	0.001527	0.090859	0.000110	0.0723726	0.001507	4.50017E-06	0.000865
	June	145.52795	39.99873	0.050373	0.002740	0.012155	0.0072702	0.085254	2.112834	0.000583	4.6917E-04	0.0179160	4.3374E-04	0.0012912	6.92493E-05	0.001078	0.076622	0.000202	0.0508190	0.000696	5.71015E-06	0.000820
	July	161.80924	44.81108	0.022395	0.002593	0.003313	0.0052469	0.074338	2.092791	0.000426	4.7025E-04	0.0078005	1.0711E-03	0.0005441	4.66737E-05	0.000839	0.036086	0.000171	0.0579660	0.000757	3.49914E-06	0.000759
	August	151.64046	46.90034	0.062017	0.003987	0.018441	0.0037217	0.065811	2.636100	0.000434	4.3006E-04	0.0119218	1.3124E-03	0.0011494	6.24396E-05	0.001099	0.052898	0.000521	0.0543841	0.000833	5.89865E-06	0.001011
	September	123.89451	39.98460	0.068828	0.002703	0.016683	0.0051380	0.062051	2.653132	0.000363	2.8439E-04	0.0047405	1.0385E-03	0.0010580	4.07948E-05	0.000635	0.030121	0.000216	0.0522359	0.000504	3.80222E-06	0.000823
	October	162.02181	49.31584	0.105372	0.002849	0.015651	0.0098199	0.069122	2.560758	0.000157	8.9351E-05	0.0232907	1.2911E-03	0.0013277	3.63447E-05	0.000874	0.054318	0.000422	0.0718563	0.000698	4.11822E-06	0.001166
	November	221.06573	57.98386	0.127163	0.002238	0.011766	0.0028858	0.092832	2.321915	0.000181	1.7632E-04	0.0118329	1.0810E-03	0.0010137	4.27964E-05	0.001045	0.034084	0.002790	0.0879224	0.000969	2.25292E-05	0.001134
	December	221.43190	59.04050	0.120459	0.003568	0.010666	0.0076397	0.081399	3.504154	0.000170	1.6486E-04	0.0105838	1.1999E-03	0.0010264	2.44890E-05	0.001083	0.020866	0.000512	0.0542562	0.001016	4.19509E-06	0.001008
Year 30	January	271.82810	71.00413	0.133837	0.002653	0.035438	0.0113877	0.102124	3.885478	0.000322	3.9742E-04	0.0079004	1.3639E-03	0.0011391	3.27441E-05	0.001278	0.021763	0.000759	0.0856216	0.002242	4.67806E-06	0.001073
	February	275.03966	77.05380	0.143799	0.002885	0.019133	0.0119532	0.106905	4.061503	0.000187	1.8042E-04	0.0142720	1.5231E-03	0.0013886	2.96489E-05	0.001408	0.027225	0.000854	0.1055037	0.001467	5.02962E-06	0.001235
	March	261.93631	79.99431	0.014468	0.003277	0.021798	0.0173239	0.117443	4.990803	0.000157	3.9871E-04	0.0226072	1.8867E-03	0.0015630	2.49825E-05	0.001694	0.307519	0.001052	0.1683361	0.001730	5.48763E-06	0.000446
	April	296.54380	65.692																			

		Uranium (U) Total	Zinc (Zn) Total	Dissolved Organic Carbon
		mg/L	mg/L	mg/L
Year 27	January	0.004598	0.001450	1.363510
	February	0.004417	0.002157	0.149629
	March	0.003508	0.004647	0.703851
	April	0.006104	0.006452	0.881767
	May	0.003507	0.012779	1.870929
	June	0.002822	0.004841	1.690585
	July	0.002942	0.002425	1.141324
	August	0.003243	0.004816	1.758459
	September	0.002818	0.001303	0.623215
	October	0.003169	0.001293	0.313282
	November	0.003353	0.001983	0.513543
	December	0.003428	0.001069	0.741850
Year 28	January	0.004598	0.001450	1.363510
	February	0.004417	0.002157	0.149629
	March	0.003508	0.004647	0.703851
	April	0.006104	0.006452	0.881767
	May	0.003507	0.012779	1.870929
	June	0.002822	0.004841	1.690585
	July	0.002942	0.002425	1.141324
	August	0.003243	0.004816	1.758459
	September	0.002818	0.001303	0.623215
	October	0.003169	0.001293	0.313282
	November	0.003353	0.001983	0.513543
	December	0.003428	0.001069	0.741850
Year 29	January	0.004598	0.001450	1.363510
	February	0.004417	0.002157	0.149629
	March	0.003508	0.004647	0.703851
	April	0.006104	0.006452	0.881767
	May	0.003507	0.012779	1.870929
	June	0.002822	0.004841	1.690585
	July	0.002942	0.002425	1.141324
	August	0.003243	0.004816	1.758459
	September	0.002818	0.001303	0.623215
	October	0.003169	0.001293	0.313282
	November	0.003353	0.001983	0.513543
	December	0.003428	0.001069	0.741850
Year 30	January	0.004598	0.001450	1.363510
	February	0.004417	0.002157	0.149629
	March	0.003508	0.004647	0.703851
	April	0.006104	0.006452	0.881767
	May	0.003507	0.012779	1.870929
	June	0.002822	0.004841	1.690585
	July	0.002942	0.002425	1.141324
	August	0.003243	0.004816	1.758459
	September	0.002818	0.001303	0.623215
	October	0.003169	0.001293	0.313282
	November	0.003353	0.001983	0.513543
	December	0.003428	0.001069	0.741850

		Hardness (from Total)	Sulphate dissolved	Nitrate (N)	Nitrite (N)	Ammonia (N)	Phosphorus (P)	Fluoride (F)	Chloride (Cl)	Cyanide Total	Cyanide Weak Acid Dissociable	Aluminum (Al) Total	Antimony (Sb) Total	Arsenic (As) Total	Cadmium (Cd) Total	Copper (Cu) Total	Iron (Fe) Total	Lead (Pb) Total	Manganese (Mn) Total	Nickel (Ni) Total	Silver (Ag) Total	Selenium (Se) Total
		mg/L	mg/L	mg/L	mg/L	mg/L	mg/L	mg/L	mg/L	mg/L	mg/L	mg/L	mg/L	mg/L	mg/L	mg/L	mg/L	mg/L	mg/L	mg/L	mg/L	mg/L
Year 31	January	271.82810	71.00413	0.133837	0.002653	0.035438	0.0113877	0.102124	3.885478	0.000322	3.9742E-04	0.0079004	1.3639E-03	0.0011391	3.27441E-05	0.001278	0.021763	0.000759	0.0856216	0.002242	4.67806E-06	0.001073
	February	275.03966	77.05380	0.143799	0.002885	0.019133	0.0119532	0.106905	4.061503	0.000187	1.8042E-04	0.0142720	1.5231E-03	0.0013886	2.96489E-05	0.001408	0.027225	0.000854	0.1055037	0.001467	5.02962E-06	0.001235
	March	261.93631	79.99431	0.014468	0.003277	0.021798	0.0173239	0.117443	4.990803	0.000157	3.9871E-04	0.0226072	1.8867E-03	0.0015630	2.49825E-05	0.001694	0.307519	0.001052	0.1683361	0.001730	5.48763E-06	0.000446
	April	296.54380	65.69275	0.177645	0.002816	0.016599	0.0085408	0.127763	2.819645	0.000220	2.4301E-04	0.0119332	1.0621E-03	0.0009666	8.09305E-05	0.000992	0.064297	0.000234	0.0715066	0.001236	4.62627E-06	0.001535
	May	126.45850	38.31827	0.079902	0.003028	0.005042	0.0186439	0.077844	2.720380	0.000322	4.5236E-04	0.0100439	8.1612E-04	0.0019216	7.92253E-05	0.001527	0.090859	0.000110	0.0723726	0.001507	4.50017E-06	0.000865
	June	145.52795	39.99873	0.045625	0.002631	0.011555	0.0072702	0.085254	2.112834	0.000583	4.6917E-04	0.0179160	4.3374E-04	0.0012912	6.92493E-05	0.001078	0.076622	0.000202	0.0508190	0.000696	5.71015E-06	0.000820
	July	161.80924	44.81108	0.020366	0.002510	0.003197	0.0052469	0.074338	2.092791	0.000426	4.7025E-04	0.0078005	1.0711E-03	0.0005441	4.66737E-05	0.000839	0.036086	0.000171	0.0579660	0.000757	3.49914E-06	0.000759
	August	151.64046	46.90034	0.056253	0.003854	0.017712	0.0037217	0.065811	2.636100	0.000434	4.3006E-04	0.0119218	1.3124E-03	0.0011494	6.24396E-05	0.001099	0.052898	0.000521	0.0543841	0.000833	5.89865E-06	0.001011
	September	123.89451	39.98460	0.063962	0.002591	0.016068	0.0051380	0.062051	2.653132	0.000363	2.8439E-04	0.0047405	1.0385E-03	0.0010580	4.07948E-05	0.000635	0.030121	0.000216	0.0522359	0.000504	3.80222E-06	0.000823
	October	162.02181	49.31584	0.100301	0.002732	0.015010	0.0098199	0.069122	2.560758	0.000157	8.9351E-05	0.0232907	1.2911E-03	0.0013277	3.63447E-05	0.000874	0.054318	0.000422	0.0718563	0.000698	4.11822E-06	0.001166
	November	221.06573	57.98386	0.127163	0.002238	0.011766	0.0028858	0.092832	2.321915	0.000181	1.7632E-04	0.0118329	1.0810E-03	0.0010137	4.27964E-05	0.001045	0.034084	0.002790	0.0879224	0.000969	2.25292E-05	0.001134
	December	221.43190	59.04050	0.120459	0.003568	0.010666	0.0076397	0.081399	3.504154	0.000170	1.6486E-04	0.0105838	1.1999E-03	0.0010264	2.44890E-05	0.001083	0.020866	0.000512	0.0542562	0.001016	4.19509E-06	0.001008
Year 32	January	271.82810	71.00413	0.133837	0.002653	0.035438	0.0113877	0.102124	3.885478	0.000322	3.9742E-04	0.0079004	1.3639E-03	0.0011391	3.27441E-05	0.001278	0.021763	0.000759	0.0856216	0.002242	4.67806E-06	0.001073
	February	275.03966	77.05380	0.143799	0.002885	0.019133	0.0119532	0.106905	4.061503	0.000187	1.8042E-04	0.0142720	1.5231E-03	0.0013886	2.96489E-05	0.001408	0.027225	0.000854	0.1055037	0.001467	5.02962E-06	0.001235
	March	261.93631	79.99431	0.014468	0.003277	0.021798	0.0173239	0.117443	4.990803	0.000157	3.9871E-04	0.0226072	1.8867E-03	0.0015630	2.49825E-05	0.001694	0.307519	0.001052	0.1683361	0.001730	5.48763E-06	0.000446
	April	296.54380	65.69275	0.175966	0.002777	0.016386	0.0085408	0.127763	2.819645	0.000220	2.4301E-04	0.0119332	1.0621E-03	0.0009666	8.09305E-05	0.000992	0.064297	0.000234	0.0715066	0.001236	4.62627E-06	0.001535
	May	126.45850	38.31827	0.076741	0.002955	0.004908	0.0186439	0.077844	2.720380	0.000322	4.5236E-04	0.0100439	8.1612E-04	0.0019216	7.92253E-05	0.001527	0.090859	0.000110	0.0723726	0.001507	4.50017E-06	0.000865
	June	145.52795	39.99873	0.043478	0.002581	0.011283	0.0072702	0.085254	2.112834	0.000583	4.6917E-04	0.0179160	4.3374E-04	0.0012912	6.92493E-05	0.001078	0.076622	0.000202	0.0508190	0.000696	5.71015E-06	0.000820
	July	161.80924	44.81108	0.019449	0.002472	0.003145	0.0052469	0.074338	2.092791	0.000426	4.7025E-04	0.0078005	1.0711E-03	0.0005441	4.66737E-05	0.000839	0.036086	0.000171	0.0579660	0.000757	3.49914E-06	0.000759
	August	151.64046	46.90034	0.053645	0.003794	0.017383	0.0037217	0.065811	2.636100	0.000434	4.3006E-04	0.0119218	1.3124E-03	0.0011494	6.24396E-05	0.001099	0.052898	0.000521	0.0543841	0.000833	5.89865E-06	0.001011
	September	123.89451	39.98460	0.061761	0.002540	0.015790	0.0051380	0.062051	2.653132	0.000363	2.8439E-04	0.0047405	1.0385E-03	0.0010580	4.07948E-05	0.000635	0.030121	0.000216	0.0522359	0.000504	3.80222E-06	0.000823
	October	162.02181	49.31584	0.098007	0.002679	0.014720	0.0098199	0.069122	2.560758	0.000157	8.9351E-05	0.0232907	1.2911E-03	0.0013277	3.63447E-05	0.000874	0.054318	0.000422	0.0718563	0.000698	4.11822E-06	0.001166
	November	221.06573	57.98386	0.127163	0.002238	0.011766	0.0028858	0.092832	2.321915	0.000181	1.7632E-04	0.0118329	1.0810E-03	0.0010137	4.27964E-05	0.001045	0.034084	0.002790	0.0879224	0.000969	2.25292E-05	0.001134
	December	221.43190	59.04050	0.120459	0.003568	0.010666	0.0076397	0.081399	3.504154	0.000170	1.6486E-04	0.0105838	1.1999E-03	0.0010264	2.44890E-05	0.001083	0.020866	0.000512	0.0542562	0.001016	4.19509E-06	0.001008
Year 33	January	271.82810	71.00413	0.133837	0.002653	0.035438	0.0113877	0.102124	3.885478	0.000322	3.9742E-04	0.0079004	1.3639E-03	0.0011391	3.27441E-05	0.001278	0.021763	0.000759	0.0856216	0.002242	4.67806E-06	0.001073
	February	275.03966	77.05380	0.143799	0.002885	0.019133	0.0119532	0.106905	4.061503	0.000187	1.8042E-04	0.0142720	1.5231E-03	0.0013886	2.96489E-05	0.001408	0.027225	0.000854	0.1055037	0.001467	5.02962E-06	0.001235
	March	261.93631	79.99431	0.014468	0.003277	0.021798	0.0173239	0.117443	4.990803	0.000157	3.9871E-04	0.0226072	1.8867E-03	0.0015630	2.49825E-05	0.001694	0.307519	0.001052	0.1683361	0.001730	5.48763E-06	0.000446
	April	296.54380	65.69275	0.174395	0.002741	0.016188	0.0085408	0.127763	2.819645	0.000220	2.4301E-04	0.0119332	1.0621E-03	0.0009666	8.09305E-05	0.000992	0.064297	0.000234	0.0715066	0.001236	4.62627E-06	0.001535
	May	126.45850	38.31827	0.073783	0.002887	0.004782	0.0186439	0.077844	2.720380	0.000322	4.5236E-04	0.0100439	8.1612E-04	0.0019216	7.92253E-05	0.001527	0.090859	0.000110	0.0723726	0.001507	4.50017E-06	0.000865
	June	145.52795	39.99873	0.041468	0.002535	0.011029	0.0072702	0.085254	2.112834	0.000583	4.6917E-04	0.0179160	4.3374E-04	0.0012912	6.92493E-05	0.001078	0.076622	0.000202	0.0508190	0.000696	5.71015E-06	0.000820
	July	161.80924	44.81108	0.018590	0.002437	0.003096	0.0052469	0.074338	2.092791	0.000426	4.7025E-04	0.0078005	1.0711E-03	0.0005441	4.66737E-05	0.000839	0.036086	0.000171	0.0579660	0.000757	3.49914E-06	0.000759
	August	151.64046	46.90034	0.051206	0.003738	0.017074	0.0037217	0.065811	2.636100	0.000434	4.3006E-04	0.0119218	1.3124E-03	0.0011494	6.24396E-05	0.001099	0.052898	0.000521	0.0543841	0.000833	5.89865E-06	0.001011
	September	123.89451	39.98460	0.059702	0.002493	0.015529	0.0051380	0.062051	2.653132	0.000363	2.8439E-04	0.0047405	1.0385E-03	0.0010580	4.07948E-05	0.000635	0.030121	0.000216	0.0522359	0.000504	3.80222E-06	0.000823
	October	162.02181	49.31584	0.095861	0.002630	0.014448	0.0098199	0.069122	2.560758	0.000157	8.9351E-05	0.0232907	1.2911E-03	0.0013277	3.63447E-05	0.000874	0.054318	0.000422	0.0718563	0.000698	4.11822E-06	0.001166
	November	221.06573	57.98386	0.127163	0.002238	0.011766	0.0028858	0.092832	2.321915	0.000181	1.7632E-04	0.0118329	1.0810E-03	0.0010137	4.27964E-05	0.001045	0.034084	0.002790	0.0879224	0.000969	2.25292E-05	0.001134
	December	221.43190	59.04050	0.120459	0.003568	0.010666	0.0076397	0.081399	3.504154	0.000170	1.6486E-04	0.0105838	1.1999E-03	0.0010264	2.44890E-05	0.001083	0.020866	0.000512	0.0542562	0.001016	4.19509E-06	0.001008
Year 34	January	271.82810	71.00413	0.133837	0.002653	0.035438	0.0113877	0.102124	3.885478	0.000322	3.9742E-04	0.0079004	1.3639E-03	0.0011391	3.27441E-05	0.001278	0.021763	0.000759	0.0856216	0.002242	4.67806E-06	0.001073
	February	275.03966	77.05380	0.143799	0.002885	0.019133	0.0119532	0.106905	4.061503	0.000187	1.8042E-04	0.0142720	1.5231E-03	0.0013886	2.96489E-05	0.001408	0.027225	0.000854	0.1055037	0.001467	5.02962E-06	0.001235
	March	261.93631	79.99431	0.014468	0.003277	0.021798	0.0173239	0.117443	4.990803	0.000157	3.9871E-04	0.0226072	1.8867E-03	0.0015630	2.49825E-05	0.001694	0.307519	0.001052	0.1683361	0.001730	5.48763E-06	0.000446
	April	296.54380	65.692																			

		Uranium (U) Total	Zinc (Zn) Total	Dissolved Organic Carbon
		mg/L	mg/L	mg/L
Year 31	January	0.004598	0.001450	1.363510
	February	0.004417	0.002157	0.149629
	March	0.003508	0.004647	0.703851
	April	0.006104	0.006452	0.881767
	May	0.003507	0.012779	1.870929
	June	0.002822	0.004841	1.690585
	July	0.002942	0.002425	1.141324
	August	0.003243	0.004816	1.758459
	September	0.002818	0.001303	0.623215
	October	0.003169	0.001293	0.313282
	November	0.003353	0.001983	0.513543
	December	0.003428	0.001069	0.741850
Year 32	January	0.004598	0.001450	1.363510
	February	0.004417	0.002157	0.149629
	March	0.003508	0.004647	0.703851
	April	0.006104	0.006452	0.881767
	May	0.003507	0.012779	1.870929
	June	0.002822	0.004841	1.690585
	July	0.002942	0.002425	1.141324
	August	0.003243	0.004816	1.758459
	September	0.002818	0.001303	0.623215
	October	0.003169	0.001293	0.313282
	November	0.003353	0.001983	0.513543
	December	0.003428	0.001069	0.741850
Year 33	January	0.004598	0.001450	1.363510
	February	0.004417	0.002157	0.149629
	March	0.003508	0.004647	0.703851
	April	0.006104	0.006452	0.881767
	May	0.003507	0.012779	1.870929
	June	0.002822	0.004841	1.690585
	July	0.002942	0.002425	1.141324
	August	0.003243	0.004816	1.758459
	September	0.002818	0.001303	0.623215
	October	0.003169	0.001293	0.313282
	November	0.003353	0.001983	0.513543
	December	0.003428	0.001069	0.741850
Year 34	January	0.004598	0.001450	1.363510
	February	0.004417	0.002157	0.149629
	March	0.003508	0.004647	0.703851
	April	0.006104	0.006452	0.881767
	May	0.003507	0.012779	1.870929
	June	0.002822	0.004841	1.690585
	July	0.002942	0.002425	1.141324
	August	0.003243	0.004816	1.758459
	September	0.002818	0.001303	0.623215
	October	0.003169	0.001293	0.313282
	November	0.003353	0.001983	0.513543
	December	0.003428	0.001069	0.741850

		Hardness (from Total)	Sulphate dissolved	Nitrate (N)	Nitrite (N)	Ammonia (N)	Phosphorus (P)	Fluoride (F)	Chloride (Cl)	Cyanide Total	Cyanide Weak Acid Dissociable	Aluminum (Al) Total	Antimony (Sb) Total	Arsenic (As) Total	Cadmium (Cd) Total	Copper (Cu) Total	Iron (Fe) Total	Lead (Pb) Total	Manganese (Mn) Total	Nickel (Ni) Total	Silver (Ag) Total	Selenium (Se) Total
		mg/L	mg/L	mg/L	mg/L	mg/L	mg/L	mg/L	mg/L	mg/L	mg/L	mg/L	mg/L	mg/L	mg/L	mg/L	mg/L	mg/L	mg/L	mg/L	mg/L	mg/L
Year 35	January	271.82810	71.00413	0.133837	0.002653	0.035438	0.0113877	0.102124	3.885478	0.000322	3.9742E-04	0.0079004	1.3639E-03	0.0011391	3.27441E-05	0.001278	0.021763	0.000759	0.0856216	0.002242	4.67806E-06	0.001073
	February	275.03966	77.05380	0.143799	0.002885	0.019133	0.0119532	0.106905	4.061503	0.000187	1.8042E-04	0.0142720	1.5231E-03	0.0013886	2.96489E-05	0.001408	0.027225	0.000854	0.1055037	0.001467	5.02962E-06	0.001235
	March	261.93631	79.99431	0.014468	0.003277	0.021798	0.0173239	0.117443	4.990803	0.000157	3.9871E-04	0.0226072	1.8867E-03	0.0015630	2.49825E-05	0.001694	0.307519	0.001052	0.1683361	0.001730	5.48763E-06	0.000446
	April	296.54380	65.69275	0.171549	0.002676	0.015828	0.0085408	0.127763	2.819645	0.000220	2.4301E-04	0.0119332	1.0621E-03	0.0009666	8.09305E-05	0.000992	0.064297	0.000234	0.0715066	0.001236	4.62627E-06	0.001535
	May	126.45850	38.31827	0.068426	0.002764	0.004553	0.0186439	0.077844	2.720380	0.000322	4.5236E-04	0.0100439	8.1612E-04	0.0019216	7.92253E-05	0.001527	0.090859	0.000110	0.0723726	0.001507	4.50017E-06	0.000865
	June	145.52795	39.99873	0.037828	0.002451	0.010569	0.0072702	0.085254	2.112834	0.000583	4.6917E-04	0.0179160	4.3374E-04	0.0012912	6.92493E-05	0.001078	0.076622	0.000202	0.0508190	0.000696	5.71015E-06	0.000820
	July	161.80924	44.81108	0.017034	0.002373	0.003007	0.0052469	0.074338	2.092791	0.000426	4.7025E-04	0.0078005	1.0711E-03	0.0005441	4.66737E-05	0.000839	0.036086	0.000171	0.0579660	0.000757	3.49914E-06	0.000759
	August	151.64046	46.90034	0.046786	0.003636	0.016516	0.0037217	0.065811	2.636100	0.000434	4.3006E-04	0.0119218	1.3124E-03	0.0011494	6.24396E-05	0.001099	0.052898	0.000521	0.0543841	0.000833	5.89865E-06	0.001011
	September	123.89451	39.98460	0.055971	0.002407	0.015058	0.0051380	0.062051	2.653132	0.000363	2.8439E-04	0.0047405	1.0385E-03	0.0010580	4.07948E-05	0.000635	0.030121	0.000216	0.0522359	0.000504	3.80222E-06	0.000823
	October	162.02181	49.31584	0.091973	0.002541	0.013957	0.0098199	0.069122	2.560758	0.000157	8.9351E-05	0.0232907	1.2911E-03	0.0013277	3.63447E-05	0.000874	0.054318	0.000422	0.0718563	0.000698	4.11822E-06	0.001166
	November	221.06573	57.98386	0.127163	0.002238	0.011766	0.0028858	0.092832	2.321915	0.000181	1.7632E-04	0.0118329	1.0810E-03	0.0010137	4.27964E-05	0.001045	0.034084	0.002790	0.0879224	0.000969	2.25292E-05	0.001134
	December	221.43190	59.04050	0.120459	0.003568	0.010666	0.0076397	0.081399	3.504154	0.000170	1.6486E-04	0.0105838	1.1999E-03	0.0010264	2.44890E-05	0.001083	0.020866	0.000512	0.0542562	0.001016	4.19509E-06	0.001008
Year 36	January	271.82810	71.00413	0.133837	0.002653	0.035438	0.0113877	0.102124	3.885478	0.000322	3.9742E-04	0.0079004	1.3639E-03	0.0011391	3.27441E-05	0.001278	0.021763	0.000759	0.0856216	0.002242	4.67806E-06	0.001073
	February	275.03966	77.05380	0.143799	0.002885	0.019133	0.0119532	0.106905	4.061503	0.000187	1.8042E-04	0.0142720	1.5231E-03	0.0013886	2.96489E-05	0.001408	0.027225	0.000854	0.1055037	0.001467	5.02962E-06	0.001235
	March	261.93631	79.99431	0.014468	0.003277	0.021798	0.0173239	0.117443	4.990803	0.000157	3.9871E-04	0.0226072	1.8867E-03	0.0015630	2.49825E-05	0.001694	0.307519	0.001052	0.1683361	0.001730	5.48763E-06	0.000446
	April	296.54380	65.69275	0.170262	0.002646	0.015665	0.0085408	0.127763	2.819645	0.000220	2.4301E-04	0.0119332	1.0621E-03	0.0009666	8.09305E-05	0.000992	0.064297	0.000234	0.0715066	0.001236	4.62627E-06	0.001535
	May	126.45850	38.31827	0.066002	0.002709	0.004450	0.0186439	0.077844	2.720380	0.000322	4.5236E-04	0.0100439	8.1612E-04	0.0019216	7.92253E-05	0.001527	0.090859	0.000110	0.0723726	0.001507	4.50017E-06	0.000865
	June	145.52795	39.99873	0.036181	0.002413	0.010361	0.0072702	0.085254	2.112834	0.000583	4.6917E-04	0.0179160	4.3374E-04	0.0012912	6.92493E-05	0.001078	0.076622	0.000202	0.0508190	0.000696	5.71015E-06	0.000820
	July	161.80924	44.81108	0.016331	0.002344	0.002967	0.0052469	0.074338	2.092791	0.000426	4.7025E-04	0.0078005	1.0711E-03	0.0005441	4.66737E-05	0.000839	0.036086	0.000171	0.0579660	0.000757	3.49914E-06	0.000759
	August	151.64046	46.90034	0.044787	0.003590	0.016263	0.0037217	0.065811	2.636100	0.000434	4.3006E-04	0.0119218	1.3124E-03	0.0011494	6.24396E-05	0.001099	0.052898	0.000521	0.0543841	0.000833	5.89865E-06	0.001011
	September	123.89451	39.98460	0.054284	0.002368	0.014844	0.0051380	0.062051	2.653132	0.000363	2.8439E-04	0.0047405	1.0385E-03	0.0010580	4.07948E-05	0.000635	0.030121	0.000216	0.0522359	0.000504	3.80222E-06	0.000823
	October	162.02181	49.31584	0.090214	0.002500	0.013734	0.0098199	0.069122	2.560758	0.000157	8.9351E-05	0.0232907	1.2911E-03	0.0013277	3.63447E-05	0.000874	0.054318	0.000422	0.0718563	0.000698	4.11822E-06	0.001166
	November	221.06573	57.98386	0.127163	0.002238	0.011766	0.0028858	0.092832	2.321915	0.000181	1.7632E-04	0.0118329	1.0810E-03	0.0010137	4.27964E-05	0.001045	0.034084	0.002790	0.0879224	0.000969	2.25292E-05	0.001134
	December	221.43190	59.04050	0.120459	0.003568	0.010666	0.0076397	0.081399	3.504154	0.000170	1.6486E-04	0.0105838	1.1999E-03	0.0010264	2.44890E-05	0.001083	0.020866	0.000512	0.0542562	0.001016	4.19509E-06	0.001008

		Uranium (U) Total	Zinc (Zn) Total	Dissolved Organic Carbon
		mg/L	mg/L	mg/L
Year 35	January	0.004598	0.001450	1.363510
	February	0.004417	0.002157	0.149629
	March	0.003508	0.004647	0.703851
	April	0.006104	0.006452	0.881767
	May	0.003507	0.012779	1.870929
	June	0.002822	0.004841	1.690585
	July	0.002942	0.002425	1.141324
	August	0.003243	0.004816	1.758459
	September	0.002818	0.001303	0.623215
	October	0.003169	0.001293	0.313282
	November	0.003353	0.001983	0.513543
	December	0.003428	0.001069	0.741850
Year 36	January	0.004598	0.001450	1.363510
	February	0.004417	0.002157	0.149629
	March	0.003508	0.004647	0.703851
	April	0.006104	0.006452	0.881767
	May	0.003507	0.012779	1.870929
	June	0.002822	0.004841	1.690585
	July	0.002942	0.002425	1.141324
	August	0.003243	0.004816	1.758459
	September	0.002818	0.001303	0.623215
	October	0.003169	0.001293	0.313282
	November	0.003353	0.001983	0.513543
	December	0.003428	0.001069	0.741850

		Hardness (from Total)	Sulphate dissolved	Nitrate (N)	Nitrite (N)	Ammonia (N)	Phosphorus (P)	Fluoride (F)	Chloride (Cl)	Cyanide Total	Cyanide Weak Acid Dissociable	Aluminum (Al) Total	Antimony (Sb) Total	Arsenic (As) Total	Cadmium (Cd) Total	Copper (Cu) Total	Iron (Fe) Total	Lead (Pb) Total	Manganese (Mn) Total	Nickel (Ni) Total	Silver (Ag) Total	Selenium (Se) Total	
		mg/L	mg/L	mg/L	mg/L	mg/L	mg/L	mg/L	mg/L	mg/L	mg/L	mg/L	mg/L	mg/L	mg/L	mg/L	mg/L	mg/L	mg/L	mg/L	mg/L	mg/L	mg/L
Year -2	January	271.0000	36.7000	0.209000	0.001000	0.035800	0.0034000	0.100000	0.820000	0.000500	6.2000E-04	0.0030500	2.6000E-05	0.0005310	4.90000E-05	0.000305	0.085800	0.000031	0.0468000	0.001830	2.50000E-06	0.001560	
	February	259.0000	37.3000	0.216000	0.001000	0.011700	0.0028000	0.100000	0.550000	0.000250	2.5000E-04	0.0096400	3.0000E-05	0.0007930	5.40000E-05	0.000355	0.175000	0.000091	0.0559000	0.001000	2.50000E-06	0.001350	
	March	266.0000	36.5000	0.217000	0.001000	0.005800	0.0056000	0.100000	0.520000	0.000250	5.0000E-04	0.0090900	3.2000E-05	0.0005630	4.40000E-05	0.000246	0.105000	0.000033	0.0434000	0.000942	2.50000E-06	0.001420	
	April	255.0000	34.0000	0.164000	0.001000	0.006500	0.0021000	0.110000	0.430000	0.000250	2.5000E-04	0.0050000	2.5000E-05	0.0003710	3.29000E-05	0.000265	0.035700	0.000025	0.0234000	0.000860	2.50000E-06	0.001150	
	May	105.3000	12.8000	0.041600	0.001000	0.002500	0.0143000	0.074000	0.980000	0.000540	5.2000E-04	0.0579000	2.5000E-05	0.0005770	2.90000E-05	0.001490	0.243000	0.000056	0.0344000	0.001370	3.80000E-06	0.000367	
	June	117.2550	18.2725	0.010788	0.000956	0.002378	0.0031596	0.072658	0.469754	0.000616	5.0904E-04	0.0156747	2.7700E-05	0.0004050	1.02644E-05	0.000664	0.058117	0.000054	0.0106414	0.000425	4.89961E-06	0.000416	
	July	177.8003	28.3237	0.008512	0.000956	0.017982	0.0042722	0.080923	0.350849	0.000420	5.7036E-04	0.0064683	4.8649E-05	0.0004239	1.26109E-05	0.000340	0.031244	0.000017	0.0776487	0.000530	2.35452E-06	0.000308	
	August	142.2304	22.6891	0.013783	0.002177	0.027441	0.0031752	0.056863	0.577532	0.000418	3.8559E-04	0.0052941	1.3735E-04	0.0008899	6.93743E-05	0.000402	0.279675	0.000071	0.0565232	0.000659	4.00813E-06	0.000370	
	September	143.4779	22.7103	0.038215	0.001116	0.010416	0.0058680	0.064800	0.656978	0.000513	4.6539E-04	0.0068921	3.0168E-05	0.0004222	1.89499E-05	0.000310	0.046908	0.000039	0.0430464	0.000500	2.11818E-06	0.000464	
	October	189.0125	34.8849	0.114490	0.000885	0.015122	0.0083051	0.073398	0.571714	0.000188	1.8225E-04	0.0229886	2.3706E-05	0.0006047	8.43272E-05	0.000542	0.108987	0.000060	0.0521317	0.000552	2.21160E-06	0.001101	
	November	224.9835	41.2366	0.167159	0.000914	0.038857	0.0020396	0.095150	0.177225	0.000202	2.0191E-04	0.0085620	4.4551E-05	0.0005336	4.77298E-05	0.000348	0.091268	0.002132	0.0643373	0.000721	2.00006E-05	0.001181	
	December	237.1426	43.0225	0.160969	0.003313	0.026959	0.0037042	0.086739	0.658930	0.000190	1.9041E-04	0.0080104	6.5657E-05	0.0006929	3.57090E-05	0.000314	0.097346	0.000017	0.2283666	0.000989	2.29058E-06	0.001132	
Year -1	January	293.9821	55.6196	0.175822	0.001987	0.061944	0.0064407	0.112170	0.875732	0.000394	4.9351E-04	0.0027238	7.4004E-05	0.0007967	5.05067E-05	0.000376	0.114531	0.000037	0.4204848	0.002191	2.50144E-06	0.001327	
	February	289.3412	60.7525	0.175021	0.002216	0.048297	0.0065086	0.115233	0.657976	0.000182	1.8203E-04	0.0071809	8.7662E-05	0.0010643	5.48149E-05	0.000421	0.191438	0.000068	0.5730740	0.001541	2.50796E-06	0.001111	
	March	316.6457	74.1260	0.130519	0.004346	0.024133	0.0104375	0.131092	0.660811	0.000150	3.5387E-04	0.0077899	1.7635E-04	0.0014953	4.46531E-05	0.000431	1.295473	0.000030	1.4736924	0.002316	2.45680E-06	0.000823	
	April	280.9378	46.8538	0.154167	0.001399	0.018311	0.0035499	0.116789	0.474260	0.000229	2.3098E-04	0.0045494	4.2929E-05	0.0006717	3.22301E-05	0.000277	0.186128	0.000021	0.2150520	0.001029	2.54410E-06	0.001063	
	May	122.4178	18.2372	0.042170	0.001050	0.004552	0.0148847	0.079473	1.029189	0.000552	5.3699E-04	0.0588498	2.5852E-05	0.0007140	2.84704E-05	0.001521	0.317639	0.000057	0.0461231	0.001430	3.96146E-06	0.000369	
	June	135.7985	24.0320	0.011225	0.001084	0.008661	0.0033792	0.078701	0.518511	0.000638	5.2683E-04	0.0162291	3.0096E-05	0.0004696	1.08602E-05	0.000689	0.060177	0.000056	0.0216058	0.000458	5.13818E-06	0.000431	
	July	159.9021	23.4243	0.009659	0.000950	0.005812	0.0029103	0.072198	0.254985	0.000483	6.5459E-04	0.0073242	3.6045E-05	0.0003565	1.32410E-05	0.000373	0.035772	0.000019	0.0291592	0.000487	2.33304E-06	0.000351	
	August	136.3776	19.2518	0.014681	0.002265	0.015511	0.0024413	0.054401	0.555801	0.000449	4.1424E-04	0.0054287	1.3820E-04	0.0006082	3.36019E-05	0.000425	0.158228	0.000067	0.0348514	0.000561	4.12018E-06	0.000396	
	September	134.1239	19.7390	0.040314	0.000978	0.007468	0.0042850	0.061583	0.643982	0.000543	4.9251E-04	0.0072653	2.7439E-05	0.0004032	1.98831E-05	0.000324	0.049604	0.000041	0.0289787	0.000455	2.09594E-06	0.000490	
	October	181.3944	31.7746	0.116099	0.000879	0.013092	0.0072216	0.070694	0.546480	0.000197	1.9095E-04	0.0240284	2.2884E-05	0.0005922	6.65488E-05	0.000479	0.114174	0.000061	0.0451068	0.000513	2.19782E-06	0.001078	
	November	224.2228	40.1178	0.169337	0.000913	0.035300	0.0019079	0.094887	0.166569	0.000206	2.0548E-04	0.0086530	4.4083E-05	0.0005371	4.70388E-05	0.000344	0.092486	0.002168	0.0621504	0.000714	2.03101E-05	0.001189	
	December	237.1426	43.0225	0.160969	0.003313	0.026959	0.0037042	0.086739	0.658930	0.000190	1.9041E-04	0.0080104	6.5657E-05	0.0006929	3.57090E-05	0.000314	0.097346	0.000017	0.2283666	0.000989	2.29058E-06	0.001132	
Year 1	January	245.9133	58.1383	0.378118	0.004950	0.042114	0.0032653	0.092791	0.447629	0.000526	6.0030E-04	0.0079480	7.2402E-04	0.0010798	2.12155E-04	0.000430	0.050412	0.000316	0.1298188	0.002991	3.82181E-06	0.002040	
	February	241.7398	58.9624	0.390685	0.004942	0.024282	0.0028319	0.094396	0.226999	0.000387	3.7852E-04	0.0096209	7.2417E-04	0.0012481	2.13732E-04	0.000440	0.051838	0.000325	0.1338964	0.002162	3.81784E-06	0.001884	
	March	208.1061	50.2818	0.230575	0.004931	0.024426	0.0059492	0.098112	0.233602	0.000356	6.0680E-04	0.0162605	7.5188E-04	0.0012598	2.22247E-04	0.000457	0.206133	0.000333	0.1816711	0.002339	3.52039E-06	0.001098	
	April	294.3879	64.7190	0.361991	0.005003	0.022875	0.0028401	0.127171	0.383999	0.000431	4.4640E-04	0.0111922	7.0983E-04	0.0010181	2.07441E-04	0.000437	0.059999	0.000283	0.1312990	0.002106	4.48866E-06	0.001989	
	May	131.6919	41.0828	0.268399	0.004946	0.016777	0.0126265	0.076203	0.694087	0.000547	6.5762E-04	0.0127243	7.0814E-04	0.0010996	1.93251E-04	0.001080	0.090406	0.000268	0.1402527	0.002349	4.22700E-06	0.001166	
	June	152.0772	47.6858	0.257387	0.005044	0.019258	0.0035279	0.085041	0.448422	0.000763	6.4669E-04	0.0176883	7.1203E-04	0.0009813	1.93539E-04	0.000696	0.065408	0.000273	0.1283512	0.001660	5.57424E-06	0.001258	
	July	176.5775	50.0539	0.202209	0.005038	0.017315	0.0030475	0.079290	0.219430	0.000648	7.2034E-04	0.0106003	7.3391E-04	0.0009658	1.91786E-04	0.000460	0.057559	0.000282	0.1328303	0.001715	4.02783E-06	0.001213	
	August	144.7506	47.9251	0.270323	0.005884	0.023690	0.0020639	0.061293	0.518713	0.000628	6.1966E-04	0.0104366	8.1127E-04	0.0009398	1.88266E-04	0.000589	0.056548	0.000332	0.1259623	0.001745	5.28669E-06	0.001272	
	September	123.4526	42.6904	0.295452	0.004963	0.023407	0.0023862	0.060588	0.555798	0.000541	4.6431E-04	0.0078565	7.1985E-04	0.0009331	1.83380E-04	0.000283	0.053381	0.000279	0.1280396	0.001451	3.56047E-06	0.001185	
	October	148.8872	47.8596	0.309187	0.004933	0.020796	0.0038978	0.063354	0.309751	0.000368	3.0737E-04	0.0187798	7.3555E-04	0.0010752	1.80478E-04	0.000322	0.055743	0.000297	0.1345796	0.001569	3.53894E-06	0.001446	
	November	208.8656	54.6249	0.364254	0.005000	0.020807	0.0014744	0.088976	0.126787	0.000385	3.7721E-04	0.0106441	7.3473E-04	0.0011073	2.08489E-04	0.000423	0.055383	0.002416	0.1472712	0.001840	2.15286E-05	0.001788	
	December	201.9282	51.5601	0.358427	0.006098	0.019695	0.0023113	0.074786	0.482055	0.000373	3.6447E-04	0.0091923	7.2986E-04	0.0010531	1.98401E-04	0.000361	0.049181	0.000293	0.1216302	0.001843	3.69727E-06	0.001783	
Year 2	January	245.8510	58.1256	0.378070	0.004950	0.042103	0.0032654	0.092775	0.447444	0.000526	6.0009E-04	0.0079553	7.2403E-04	0.0010797	2.12105E-04	0.000431	0.050382	0.000316	0.1297880	0.002991	3.82791E-06	0.002039	
	February	241.6991	58.9538	0.390653	0.004941	0.024278	0.0028318	0.094386	0.226854	0.000387	3.7846E-04	0.0096286	7.2418E-04	0.0012480	2.13690E-04	0.000440	0.051811	0.000325	0.1338675	0.002162	3.82239E-06	0.001884	
	March	208.0502	50.2705	0.230545	0.004930	0.024423	0.0059492	0.098101	0.233509	0.000356	6.0672E-04	0.0162713	7.5189E-04	0.0012598	2.22206E-04	0.000457	0.205952	0.000333	0.1816430	0.002339	3.52661E-06	0.001098	
	April	294.4571	64.8027	0.390816	0.005666	0.026520	0.0028822	0.127484	0.42														

		Uranium (U) Total	Zinc (Zn) Total	Dissolved Organic Carbon
		mg/L	mg/L	mg/L
Year -2	January	0.004980	0.006220	1.700000
	February	0.004950	0.007550	0.250000
	March	0.005140	0.004850	0.890000
	April	0.004690	0.003800	1.180000
	May	0.001340	0.013200	3.240000
	June	0.001183	0.001657	1.935721
	July	0.001684	0.001221	1.830126
	August	0.001553	0.005841	2.531200
	September	0.001468	0.001374	1.722090
	October	0.002263	0.006009	1.025707
	November	0.003319	0.004490	1.199497
	December	0.004108	0.003638	1.717104
Year -1	January	0.005589	0.005984	2.090459
	February	0.005710	0.007244	0.753485
	March	0.006732	0.008725	2.271135
	April	0.004904	0.004069	1.436578
	May	0.001456	0.013458	3.414831
	June	0.001301	0.001723	2.070466
	July	0.001432	0.001396	1.738585
	August	0.001445	0.002825	2.540205
	September	0.001332	0.001447	1.671515
	October	0.002248	0.005141	0.979503
	November	0.003301	0.004543	1.192060
	December	0.004108	0.003638	1.717104
Year 1	January	0.007292	0.023893	1.404122
	February	0.007303	0.025603	0.165652
	March	0.006648	0.030008	0.746259
	April	0.007355	0.025037	0.929391
	May	0.004010	0.030863	2.038118
	June	0.003850	0.022362	1.570014
	July	0.004111	0.021791	1.308470
	August	0.004170	0.023149	1.585872
	September	0.003984	0.020039	0.585386
	October	0.004706	0.020054	0.327195
	November	0.005471	0.022799	0.484993
	December	0.005862	0.021366	0.713845
Year 2	January	0.007291	0.023878	1.403613
	February	0.007302	0.025588	0.165610
	March	0.006647	0.029993	0.746157
	April	0.007388	0.025029	0.928386
	May	0.004156	0.030857	2.034249
	June	0.003934	0.022358	1.568304
	July	0.004237	0.021789	1.306938
	August	0.004349	0.023152	1.583316
	September	0.004167	0.020033	0.582968
	October	0.004852	0.020055	0.325773
	November	0.005470	0.022783	0.484602
	December	0.005861	0.021355	0.713363

		Hardness (from Total)	Sulphate dissolved	Nitrate (N)	Nitrite (N)	Ammonia (N)	Phosphorus (P)	Fluoride (F)	Chloride (Cl)	Cyanide Total	Cyanide Weak Acid Dissociable	Aluminum (Al) Total	Antimony (Sb) Total	Arsenic (As) Total	Cadmium (Cd) Total	Copper (Cu) Total	Iron (Fe) Total	Lead (Pb) Total	Manganese (Mn) Total	Nickel (Ni) Total	Silver (Ag) Total	Selenium (Se) Total	
		mg/L	mg/L	mg/L	mg/L	mg/L	mg/L	mg/L	mg/L	mg/L	mg/L	mg/L	mg/L	mg/L	mg/L	mg/L	mg/L	mg/L	mg/L	mg/L	mg/L	mg/L	mg/L
Year 3	January	245.7427	58.1035	0.377988	0.004949	0.042084	0.0032655	0.092748	0.447121	0.000526	5.9972E-04	0.0079680	7.2405E-04	0.0010796	2.12017E-04	0.000431	0.050330	0.000316	0.1297345	0.002991	3.83851E-06	0.002039	
	February	241.6320	58.9395	0.390600	0.004941	0.024272	0.0028317	0.094371	0.226615	0.000387	3.7836E-04	0.0096414	7.2419E-04	0.0012479	2.13622E-04	0.000440	0.051765	0.000325	0.1338197	0.002162	3.82991E-06	0.001884	
	March	207.9539	50.2512	0.230494	0.004930	0.024419	0.0059491	0.098082	0.233349	0.000356	6.0658E-04	0.0162899	7.5190E-04	0.0012597	2.22136E-04	0.000458	0.205642	0.000333	0.1815946	0.002339	3.53735E-06	0.001098	
	April	294.4490	64.8598	0.415892	0.006242	0.029692	0.0029167	0.127724	0.464183	0.000431	4.4609E-04	0.0115258	7.2216E-04	0.0010210	2.07492E-04	0.000441	0.059730	0.000283	0.1316172	0.002109	4.53192E-06	0.001994	
	May	132.6525	41.8453	0.369030	0.007259	0.021056	0.0129615	0.078881	1.059576	0.000546	6.5643E-04	0.0138526	7.6419E-04	0.0011123	1.93489E-04	0.001089	0.089569	0.000268	0.1419849	0.002360	4.36795E-06	0.001193	
	June	152.6318	48.1624	0.359538	0.007561	0.033108	0.0036802	0.086835	0.692481	0.000761	6.4530E-04	0.0186547	7.4945E-04	0.0009903	1.93772E-04	0.000704	0.065131	0.000274	0.1295085	0.001667	5.68445E-06	0.001276	
	July	177.3438	50.6559	0.264578	0.006970	0.020865	0.0032310	0.081482	0.518862	0.000648	7.1961E-04	0.0116062	7.7963E-04	0.0009766	1.91955E-04	0.000468	0.057421	0.000283	0.1342660	0.001724	4.13514E-06	0.001235	
	August	145.9125	48.8310	0.375825	0.008306	0.037024	0.0021975	0.064547	0.960810	0.000627	6.1862E-04	0.0121322	8.7872E-04	0.0009560	1.88536E-04	0.000601	0.056449	0.000335	0.1275208	0.001758	5.44480E-06	0.001305	
	September	124.6345	43.6304	0.410138	0.007602	0.037914	0.0026036	0.063977	1.021967	0.000540	4.6332E-04	0.0086361	7.7591E-04	0.0009502	1.83453E-04	0.000293	0.053277	0.000280	0.1297143	0.001464	3.73179E-06	0.001215	
	October	149.9108	48.6497	0.392801	0.006857	0.030627	0.0041926	0.066142	0.693483	0.000368	3.0680E-04	0.0202524	7.8828E-04	0.0010893	1.80697E-04	0.000332	0.055685	0.000299	0.1364469	0.001581	3.67315E-06	0.001473	
	November	208.7445	54.5956	0.364179	0.004998	0.020798	0.0014744	0.088943	0.126368	0.000385	3.7702E-04	0.0106694	7.3473E-04	0.0011072	2.08297E-04	0.000424	0.055260	0.002416	0.1471635	0.001840	2.15433E-05	0.001787	
	December	201.8303	51.5365	0.358346	0.006097	0.019689	0.0023120	0.074775	0.481899	0.000373	3.6431E-04	0.0092132	7.2987E-04	0.0010531	1.98261E-04	0.000362	0.049140	0.000293	0.1216088	0.001842	3.71131E-06	0.001782	
Year 4	January	245.6561	58.0858	0.377922	0.004949	0.042069	0.0032655	0.092726	0.446864	0.000526	5.9942E-04	0.0079782	7.2406E-04	0.0010795	2.11947E-04	0.000432	0.050288	0.000316	0.1296917	0.002991	3.84699E-06	0.002038	
	February	241.5814	58.9288	0.390560	0.004941	0.024266	0.0028317	0.094359	0.226435	0.000387	3.7828E-04	0.0096510	7.2420E-04	0.0012478	2.13570E-04	0.000441	0.051731	0.000325	0.1337838	0.002162	3.83557E-06	0.001883	
	March	207.8927	50.2389	0.230461	0.004929	0.024416	0.0059491	0.098070	0.233247	0.000356	6.0649E-04	0.0163017	7.5191E-04	0.0012597	2.22091E-04	0.000459	0.205445	0.000333	0.1815639	0.002339	3.54415E-06	0.001097	
	April	294.5749	64.9811	0.449041	0.007004	0.033884	0.0029749	0.128165	0.525542	0.000431	4.4598E-04	0.0117661	7.3155E-04	0.0010232	2.07558E-04	0.000443	0.059632	0.000283	0.1318911	0.002110	4.55683E-06	0.001998	
	May	133.4601	42.4273	0.426935	0.008590	0.023518	0.0132148	0.080895	1.331825	0.000545	6.5603E-04	0.0146970	8.0581E-04	0.0011221	1.93774E-04	0.001096	0.089295	0.000268	0.1433025	0.002368	4.45754E-06	0.001214	
	June	153.1918	48.5658	0.418429	0.009012	0.041093	0.0037987	0.088257	0.884236	0.000761	6.4494E-04	0.0193799	7.7874E-04	0.0009973	1.94021E-04	0.000709	0.065063	0.000274	0.1304408	0.001673	5.74944E-06	0.001290	
	July	178.0322	51.1390	0.299017	0.008036	0.022826	0.0033709	0.083166	0.746047	0.000647	7.1944E-04	0.0123483	8.1427E-04	0.0009849	1.92187E-04	0.000473	0.057392	0.000284	0.1353752	0.001731	4.20470E-06	0.001252	
	August	146.8462	49.4862	0.430471	0.009562	0.043932	0.0022911	0.066823	1.267321	0.000627	6.1839E-04	0.0132755	9.2545E-04	0.0009672	1.88795E-04	0.000608	0.056433	0.000338	0.1286123	0.001768	5.53879E-06	0.001329	
	September	125.6075	44.3096	0.466049	0.008888	0.044985	0.0027516	0.066331	1.339682	0.000540	4.6314E-04	0.0091510	8.1400E-04	0.0009618	1.83635E-04	0.000299	0.053263	0.000281	0.1308752	0.001473	3.82846E-06	0.001237	
	October	150.7268	49.2099	0.432036	0.007759	0.035238	0.0043929	0.068068	0.952959	0.000368	3.0673E-04	0.0212171	8.2387E-04	0.0010988	1.80895E-04	0.000338	0.055683	0.000300	0.1377216	0.001590	3.74945E-06	0.001493	
	November	208.7356	54.5934	0.364173	0.004998	0.020797	0.0014744	0.088941	0.126337	0.000385	3.7701E-04	0.0106713	7.3473E-04	0.0011071	2.08283E-04	0.000424	0.055250	0.002416	0.1471556	0.001840	2.15444E-05	0.001787	
	December	201.8278	51.5359	0.358344	0.006097	0.019689	0.0023120	0.074774	0.481895	0.000373	3.6431E-04	0.0092138	7.2987E-04	0.0010531	1.98258E-04	0.000362	0.049139	0.000293	0.1216083	0.001842	3.71168E-06	0.001782	
Year 5	January	245.6551	58.0856	0.377921	0.004949	0.042068	0.0032655	0.092726	0.446861	0.000526	5.9942E-04	0.0079783	7.2406E-04	0.0010795	2.11946E-04	0.000432	0.050288	0.000316	0.1296912	0.002991	3.84709E-06	0.002038	
	February	241.5726	58.9269	0.390553	0.004941	0.024266	0.0028317	0.094357	0.226403	0.000386	3.7827E-04	0.0096527	7.2420E-04	0.0012478	2.13561E-04	0.000441	0.051725	0.000325	0.1337775	0.002162	3.83656E-06	0.001883	
	March	207.8688	50.2341	0.230449	0.004929	0.024415	0.0059491	0.098065	0.233207	0.000356	6.0646E-04	0.0163063	7.5191E-04	0.0012596	2.22073E-04	0.000459	0.205367	0.000333	0.1815519	0.002339	3.54682E-06	0.001097	
	April	294.6783	65.0736	0.474597	0.007592	0.037115	0.0030185	0.128498	0.571539	0.000431	4.4591E-04	0.0119446	7.3859E-04	0.0010249	2.07610E-04	0.000444	0.059571	0.000284	0.1320999	0.002112	4.57457E-06	0.002002	
	May	134.0306	42.8472	0.471533	0.009615	0.025414	0.0133979	0.082353	1.529351	0.000545	6.5566E-04	0.0153090	8.3602E-04	0.0011291	1.93962E-04	0.001101	0.089038	0.000269	0.1442538	0.002374	4.52512E-06	0.001228	
	June	153.5017	48.8125	0.460457	0.010047	0.046791	0.0038749	0.089162	1.006815	0.000760	6.4443E-04	0.0198567	7.9751E-04	0.0010019	1.94155E-04	0.000713	0.064962	0.000275	0.1310279	0.001677	5.79934E-06	0.001299	
	July	178.3554	51.3928	0.321373	0.008729	0.024098	0.0034482	0.084091	0.872297	0.000647	7.1913E-04	0.0127724	8.3355E-04	0.0009895	1.92258E-04	0.000477	0.057334	0.000285	0.1359805	0.001735	4.24993E-06	0.001262	
	August	147.2450	49.8220	0.465690	0.010370	0.048382	0.0023417	0.068056	1.435731	0.000626	6.1783E-04	0.0139324	9.5115E-04	0.0009734	1.88873E-04	0.000613	0.056378	0.000339	0.1292023	0.001772	5.60437E-06	0.001341	
	September	125.9350	44.6203	0.502050	0.009717	0.049541	0.0028283	0.067502	1.503898	0.000539	4.6252E-04	0.0094343	8.3381E-04	0.0009679	1.83591E-04	0.000302	0.053196	0.000282	0.1314548	0.001478	3.89947E-06	0.001248	
	October	150.9736	49.4453	0.456650	0.008327	0.038135	0.0044863	0.068932	1.075429	0.000367	3.0635E-04	0.0217070	8.4074E-04	0.0011034	1.80932E-04	0.000342	0.055640	0.000301	0.1383098	0.001593	3.80159E-06	0.001501	
	November	208.6476	54.5721	0.364119	0.004997	0.020791	0.0014744	0.088917	0.126032	0.000385	3.7687E-04	0.0106897	7.3474E-04	0.0011070	2.08143E-04	0.000425	0.055161	0.002416	0.1470774	0.001839	2.15550E-05	0.001786	
	December	201.7525	51.5177	0.358282	0.006095	0.019685	0.0023125	0.074766	0.481775	0.000373	3.6419E-04	0.0092298	7.2988E-04	0.0010531	1.98150E-04	0.000363	0.049107	0.000293	0.1215918	0.001842	3.72247E-06	0.001781	
Year 6	January	245.4943	58.0528	0.377799	0.004948	0.042040	0.0032657	0.092686	0.446382	0.000525	5.9887E-04	0.0079971	7.2409E-04	0.0010794	2.11816E-04	0.000433	0.050210	0.000316	0.1296118	0.002991	3.86283E-06	0.002037	
	February	241.4763	58.9065	0.390477	0.004940	0.024256	0.0028316	0.094335	0.226060	0.000386	3.7813E-04	0.0096710	7.2422E-04	0.0012476	2.13463E-04	0.000442	0.051659	0.000325	0.1337090	0.002162	3.84734E-06	0.001883	
	March	207.7455	50.2093	0.230383	0.004928	0.024409	0.0059490	0.098041	0.233002	0.000356	6.0628E-04	0.0163301	7.5193E-04	0.0012596	2.21983E-04	0.000460	0.204970	0.000333	0.1814899	0.002338	3.56056E-06	0.001097	
	April	294.6228	65.1137	0.495414	0.008070	0.039749	0.0030480	0.128690	0.601999	0.000													

		Uranium (U) Total	Zinc (Zn) Total	Dissolved Organic Carbon
		mg/L	mg/L	mg/L
Year 3	January	0.007290	0.023852	1.402727
	February	0.007302	0.025565	0.165539
	March	0.006646	0.029968	0.745980
	April	0.007414	0.025011	0.926697
	May	0.004285	0.030833	2.028045
	June	0.004003	0.022348	1.565957
	July	0.004336	0.021783	1.304985
	August	0.004502	0.023152	1.580636
	September	0.004333	0.020028	0.580686
	October	0.004992	0.020056	0.324516
	November	0.005470	0.022768	0.484271
	December	0.005861	0.021347	0.712972
Year 4	January	0.007289	0.023831	1.402019
	February	0.007301	0.025547	0.165486
	March	0.006646	0.029952	0.745868
	April	0.007460	0.025004	0.925706
	May	0.004489	0.030838	2.024650
	June	0.004123	0.022354	1.564891
	July	0.004506	0.021790	1.304153
	August	0.004732	0.023170	1.579464
	September	0.004571	0.020031	0.579862
	October	0.005187	0.020063	0.324201
	November	0.005470	0.022766	0.484218
	December	0.005861	0.021346	0.712949
Year 5	January	0.007289	0.023831	1.402011
	February	0.007301	0.025544	0.165477
	March	0.006646	0.029945	0.745825
	April	0.007494	0.025001	0.925086
	May	0.004638	0.030838	2.021498
	June	0.004199	0.022352	1.563388
	July	0.004601	0.021787	1.302686
	August	0.004858	0.023166	1.576629
	September	0.004693	0.020021	0.576945
	October	0.005278	0.020060	0.322383
	November	0.005469	0.022743	0.483695
	December	0.005860	0.021331	0.712278
Year 6	January	0.007287	0.023792	1.400696
	February	0.007300	0.025510	0.165376
	March	0.006644	0.029913	0.745599
	April	0.007516	0.024977	0.922997
	May	0.004745	0.030804	2.014330
	June	0.004264	0.022339	1.560819
	July	0.004697	0.021779	1.300542
	August	0.005001	0.023165	1.573932
	September	0.004841	0.020016	0.574854
	October	0.005402	0.020062	0.321396
	November	0.005469	0.022733	0.483453
	December	0.005859	0.021325	0.712003

		Hardness (from Total)	Sulphate dissolved	Nitrate (N)	Nitrite (N)	Ammonia (N)	Phosphorus (P)	Fluoride (F)	Chloride (Cl)	Cyanide Total	Cyanide Weak Acid Dissociable	Aluminum (Al) Total	Antimony (Sb) Total	Arsenic (As) Total	Cadmium (Cd) Total	Copper (Cu) Total	Iron (Fe) Total	Lead (Pb) Total	Manganese (Mn) Total	Nickel (Ni) Total	Silver (Ag) Total	Selenium (Se) Total	
		mg/L	mg/L	mg/L	mg/L	mg/L	mg/L	mg/L	mg/L	mg/L	mg/L	mg/L	mg/L	mg/L	mg/L	mg/L	mg/L	mg/L	mg/L	mg/L	mg/L	mg/L	mg/L
Year 7	January	245.4312	58.0400	0.377751	0.004947	0.042029	0.0032657	0.092670	0.446194	0.000525	5.9866E-04	0.0080046	7.2410E-04	0.0010793	2.11765E-04	0.000434	0.050180	0.000316	0.1295806	0.002990	3.86901E-06	0.002037	
	February	241.4384	58.8984	0.390447	0.004940	0.024252	0.0028315	0.094326	0.225924	0.000386	3.7807E-04	0.0096782	7.2422E-04	0.0012475	2.13425E-04	0.000442	0.051633	0.000325	0.1336820	0.002162	3.85160E-06	0.001883	
	March	207.6899	50.1981	0.230353	0.004928	0.024406	0.0059490	0.098029	0.232909	0.000356	6.0620E-04	0.0163409	7.5194E-04	0.0012595	2.21943E-04	0.000461	0.204790	0.000333	0.1814620	0.002338	3.56675E-06	0.001097	
	April	294.6713	65.1815	0.521449	0.008669	0.043041	0.0030829	0.128948	0.638597	0.000430	4.4557E-04	0.0122344	7.4894E-04	0.0010273	2.07633E-04	0.000448	0.059266	0.000284	0.1323436	0.002113	4.61677E-06	0.002006	
	May	134.7510	43.4586	0.554570	0.011524	0.028945	0.0136681	0.084520	1.826917	0.000543	6.5437E-04	0.0162249	8.8175E-04	0.0011393	1.94084E-04	0.001108	0.088123	0.000269	0.1456458	0.002383	4.65019E-06	0.001250	
	June	153.9224	49.1984	0.543011	0.012081	0.057984	0.0040014	0.090644	1.209154	0.000759	6.4305E-04	0.0206686	8.2857E-04	0.0010094	1.94327E-04	0.000720	0.064685	0.000275	0.1319801	0.001683	5.89752E-06	0.001314	
	July	178.9491	51.8753	0.370244	0.010242	0.026878	0.0035975	0.085869	1.116010	0.000647	7.1844E-04	0.0135971	8.7077E-04	0.0009983	1.92367E-04	0.000484	0.057199	0.000286	0.1371435	0.001742	4.34059E-06	0.001279	
	August	148.1125	50.5152	0.541756	0.012116	0.057995	0.0024447	0.070564	1.777076	0.000625	6.1692E-04	0.0152490	1.0032E-03	0.0009859	1.89065E-04	0.000623	0.056289	0.000342	0.1304031	0.001782	5.73004E-06	0.001366	
	September	126.8015	45.3197	0.578796	0.011483	0.059250	0.0029911	0.070034	1.852740	0.000538	4.6172E-04	0.0100194	8.7577E-04	0.0009807	1.83632E-04	0.000310	0.053113	0.000283	0.1327058	0.001487	4.02981E-06	0.001270	
	October	151.7420	50.0325	0.509050	0.009532	0.044296	0.0047046	0.070999	1.359500	0.000367	3.0595E-04	0.0227945	8.7978E-04	0.0011138	1.81098E-04	0.000350	0.055600	0.000302	0.1396931	0.001602	3.89970E-06	0.001522	
	November	208.5652	54.5521	0.364068	0.004996	0.020784	0.0014743	0.088895	0.125747	0.000385	3.7674E-04	0.0107070	7.3474E-04	0.0011070	2.08012E-04	0.000426	0.055077	0.002416	0.1470041	0.001839	2.15650E-05	0.001786	
	December	201.6893	51.5024	0.358230	0.006094	0.019681	0.0023129	0.074758	0.481675	0.000372	3.6409E-04	0.0092434	7.2989E-04	0.0010531	1.98060E-04	0.000364	0.049080	0.000293	0.1215780	0.001842	3.73155E-06	0.001781	
Year 8	January	245.3650	58.0264	0.377700	0.004947	0.042017	0.0032658	0.092653	0.445997	0.000525	5.9843E-04	0.0080123	7.2411E-04	0.0010793	2.11711E-04	0.000434	0.050148	0.000316	0.1295478	0.002990	3.87550E-06	0.002036	
	February	241.3957	58.8894	0.390414	0.004940	0.024248	0.0028315	0.094316	0.225772	0.000386	3.7801E-04	0.0096864	7.2423E-04	0.0012474	2.13381E-04	0.000442	0.051604	0.000325	0.1336517	0.002161	3.85637E-06	0.001882	
	March	207.6322	50.1866	0.230322	0.004928	0.024403	0.0059490	0.098018	0.232813	0.000356	6.0611E-04	0.0163520	7.5194E-04	0.0012595	2.21901E-04	0.000461	0.204604	0.000333	0.1814330	0.002338	3.57317E-06	0.001096	
	April	294.6538	65.2115	0.528743	0.008836	0.043965	0.0031024	0.129080	0.658866	0.000430	4.4544E-04	0.0123249	7.5207E-04	0.0010281	2.07635E-04	0.000449	0.059152	0.000284	0.1324114	0.002114	4.63112E-06	0.002007	
	May	134.9426	43.6371	0.564391	0.011749	0.029362	0.0137476	0.085161	1.915466	0.000543	6.5387E-04	0.0164965	8.9539E-04	0.0011422	1.94094E-04	0.001111	0.087764	0.000269	0.1460533	0.002385	4.69123E-06	0.001256	
	June	154.0066	49.2990	0.549922	0.012250	0.058921	0.0040374	0.091057	1.266077	0.000758	6.4247E-04	0.0209064	8.3734E-04	0.0010115	1.94358E-04	0.000722	0.064565	0.000275	0.1322416	0.001684	5.93109E-06	0.001318	
	July	179.0555	51.9871	0.372390	0.010308	0.026997	0.0036352	0.086313	1.178055	0.000646	7.1810E-04	0.0138159	8.8026E-04	0.0010005	1.92352E-04	0.000486	0.057133	0.000286	0.1374312	0.001744	4.36863E-06	0.001283	
	August	148.2795	50.6816	0.544812	0.012185	0.058379	0.0024708	0.071200	1.864899	0.000625	6.1647E-04	0.0156019	1.0166E-03	0.0009892	1.89084E-04	0.000626	0.056244	0.000342	0.1307072	0.001784	5.76924E-06	0.001373	
	September	126.9538	45.4847	0.581487	0.011545	0.059593	0.0030335	0.070673	1.943436	0.000538	4.6129E-04	0.0101787	8.8673E-04	0.0009840	1.83584E-04	0.000312	0.053066	0.000283	0.1330226	0.001490	4.07246E-06	0.001276	
	October	151.8548	50.1561	0.510080	0.009557	0.044420	0.0047552	0.071462	1.426149	0.000367	3.0569E-04	0.0230665	8.8897E-04	0.0011163	1.81109E-04	0.000352	0.055569	0.000303	0.1400111	0.001604	3.93059E-06	0.001526	
	November	208.5092	54.5386	0.364033	0.004995	0.020780	0.0014743	0.088880	0.125553	0.000385	3.7665E-04	0.0107187	7.3475E-04	0.0011069	2.07923E-04	0.000426	0.055020	0.002416	0.1469542	0.001839	2.15718E-05	0.001785	
	December	201.6406	51.4907	0.358190	0.006093	0.019678	0.0023132	0.074753	0.481597	0.000372	3.6401E-04	0.0092538	7.2990E-04	0.0010531	1.97990E-04	0.000364	0.049060	0.000293	0.1215673	0.001842	3.73855E-06	0.001780	
Year 9	January	245.2625	58.0055	0.377622	0.004946	0.041999	0.0032659	0.092628	0.445692	0.000525	5.9808E-04	0.0080244	7.2412E-04	0.0010792	2.11628E-04	0.000435	0.050098	0.000316	0.1294972	0.002990	3.88553E-06	0.002036	
	February	241.3303	58.8755	0.390362	0.004939	0.024241	0.0028314	0.094301	0.225539	0.000386	3.7791E-04	0.0096988	7.2424E-04	0.0012473	2.13315E-04	0.000443	0.051560	0.000325	0.1336052	0.002161	3.86370E-06	0.001882	
	March	207.5393	50.1679	0.230273	0.004927	0.024399	0.0059489	0.098000	0.232658	0.000355	6.0598E-04	0.0163700	7.5196E-04	0.0012594	2.21833E-04	0.000462	0.204305	0.000333	0.1813864	0.002338	3.58352E-06	0.001096	
	April	294.5552	65.2059	0.526191	0.008778	0.043643	0.0031096	0.129105	0.665775	0.000429	4.4525E-04	0.0123732	7.5319E-04	0.0010283	2.07604E-04	0.000450	0.058987	0.000284	0.1323988	0.002114	4.64562E-06	0.002007	
	May	134.8919	43.6763	0.558866	0.011622	0.029128	0.0137681	0.085338	1.943269	0.000542	6.5313E-04	0.0165769	8.9983E-04	0.0011428	1.93969E-04	0.001112	0.087230	0.000269	0.1461483	0.002385	4.72267E-06	0.001257	
	June	153.9228	49.3011	0.543166	0.012082	0.058004	0.0040479	0.091156	1.281266	0.000757	6.4169E-04	0.0209990	8.3978E-04	0.0010121	1.94310E-04	0.000724	0.064405	0.000275	0.1322917	0.001684	5.95852E-06	0.001318	
	July	178.9859	51.9910	0.367854	0.010167	0.026735	0.0036440	0.086403	1.193324	0.000646	7.1768E-04	0.0138887	8.8263E-04	0.0010010	1.92257E-04	0.000487	0.057049	0.000286	0.1374842	0.001744	4.38614E-06	0.001284	
	August	148.1643	50.6809	0.536426	0.011990	0.057315	0.0024744	0.071293	1.880794	0.000624	6.1584E-04	0.0157023	1.0191E-03	0.0009898	1.89006E-04	0.000628	0.056177	0.000342	0.1307497	0.001784	5.79408E-06	0.001373	
	September	126.7617	45.4514	0.571597	0.011319	0.058347	0.0030372	0.070673	1.951018	0.000537	4.6064E-04	0.0102120	8.8779E-04	0.0009843	1.83419E-04	0.000313	0.052994	0.000283	0.1330252	0.001489	4.10060E-06	0.001275	
	October	151.7309	50.1386	0.502781	0.009391	0.043566	0.0047584	0.071457	1.431741	0.000366	3.0532E-04	0.0231227	8.8982E-04	0.0011165	1.81055E-04	0.000354	0.055526	0.000303	0.1400248	0.001604	3.94873E-06	0.001525	
	November	208.4345	54.5205	0.363987	0.004994	0.020774	0.0014743	0.088859	0.125294	0.000385	3.7653E-04	0.0107344	7.3475E-04	0.0011068	2.07805E-04	0.000427	0.054944	0.002416	0.1468878	0.001839	2.15808E-05	0.001785	
	December	201.5803	51.4762	0.358141	0.006092	0.019675	0.0023136	0.074746	0.481501	0.000372	3.6392E-04	0.0092667	7.2991E-04	0.0010531	1.97904E-04	0.000365	0.049034	0.000293	0.1215541	0.001842	3.74719E-06	0.001780	
Year 10	January	245.1362	57.9798	0.377526	0.004946	0.041977	0.0032660	0.092596	0.445316	0.000524	5.9765E-04	0.0080392	7.2414E-04	0.0010790	2.11526E-04	0.000436	0.050037	0.000316	0.1294348	0.002990	3.89790E-06	0.002035	
	February	241.2537	58.8592	0.390302	0.004939	0.024233	0.0028314	0.094284	0.225266	0.000386	3.7780E-04	0.0097134	7.2425E-04	0.0012471	2.13237E-04	0.000444	0.051508	0.000325	0.1335507	0.002161	3.87228E-06	0.001882	
	March	207.4405	50.1480	0.230220	0.004927	0.024394	0.0059489	0.097980	0.232494	0.000355	6.0584E-04	0.0163890	7.5197E-04	0.0012593	2.21761E-04	0.000463	0.203986	0.000333	0.1813368	0.002338	3.59453E-06	0.001096	
	April	294.3377	65.1197	0.518463	0.008600	0.042667	0.0030818	0.128852	0.6														

		Uranium (U) Total	Zinc (Zn) Total	Dissolved Organic Carbon
		mg/L	mg/L	mg/L
Year 7	January	0.007287	0.023777	1.400179
	February	0.007300	0.025496	0.165336
	March	0.006644	0.029898	0.745497
	April	0.007543	0.024969	0.922046
	May	0.004862	0.030795	2.010548
	June	0.004325	0.022335	1.559356
	July	0.004783	0.021777	1.299341
	August	0.005114	0.023166	1.572020
	September	0.004954	0.020011	0.573175
	October	0.005490	0.020062	0.320529
	November	0.005468	0.022722	0.483204
	December	0.005859	0.021319	0.711713
Year 8	January	0.007286	0.023761	1.399638
	February	0.007299	0.025481	0.165291
	March	0.006643	0.029883	0.745391
	April	0.007558	0.024956	0.920920
	May	0.004929	0.030775	2.006268
	June	0.004361	0.022325	1.557638
	July	0.004829	0.021768	1.297730
	August	0.005180	0.023159	1.569756
	September	0.005021	0.020004	0.571159
	October	0.005540	0.020060	0.319279
	November	0.005468	0.022708	0.482870
	December	0.005858	0.021309	0.711279
Year 9	January	0.007285	0.023736	1.398799
	February	0.007299	0.025458	0.165222
	March	0.006642	0.029858	0.745221
	April	0.007562	0.024936	0.919282
	May	0.004949	0.030735	1.999977
	June	0.004370	0.022307	1.555365
	July	0.004840	0.021754	1.295710
	August	0.005192	0.023141	1.566556
	September	0.005026	0.019989	0.568083
	October	0.005543	0.020054	0.317566
	November	0.005467	0.022689	0.482425
	December	0.005858	0.021297	0.710741
Year 10	January	0.007284	0.023706	1.397766
	February	0.007298	0.025431	0.165142
	March	0.006641	0.029832	0.745040
	April	0.007538	0.024912	0.917668
	May	0.004846	0.030684	1.994470
	June	0.004311	0.022283	1.553398
	July	0.004755	0.021736	1.294277
	August	0.005071	0.023117	1.564762
	September	0.004899	0.019980	0.566924
	October	0.005437	0.020048	0.317136
	November	0.005467	0.022685	0.482342
	December	0.005857	0.021296	0.710685

		Hardness (from Total)	Sulphate dissolved	Nitrate (N)	Nitrite (N)	Ammonia (N)	Phosphorus (P)	Fluoride (F)	Chloride (Cl)	Cyanide Total	Cyanide Weak Acid Dissociable	Aluminum (Al) Total	Antimony (Sb) Total	Arsenic (As) Total	Cadmium (Cd) Total	Copper (Cu) Total	Iron (Fe) Total	Lead (Pb) Total	Manganese (Mn) Total	Nickel (Ni) Total	Silver (Ag) Total	Selenium (Se) Total
		mg/L	mg/L	mg/L	mg/L	mg/L	mg/L	mg/L	mg/L	mg/L	mg/L	mg/L	mg/L	mg/L	mg/L	mg/L	mg/L	mg/L	mg/L	mg/L	mg/L	mg/L
Year 11	January	226.7137	35.7033	0.340170	0.001700	0.031286	0.0028300	0.082951	0.496551	0.000389	4.8303E-04	0.0025060	1.8294E-04	0.0005991	7.38153E-05	0.000306	0.007440	0.000088	0.0313598	0.002225	2.37566E-06	0.001464
	February	223.0545	36.9520	0.356585	0.001710	0.010571	0.0023309	0.085276	0.239428	0.000229	2.2662E-04	0.0045010	1.8572E-04	0.0008007	7.66163E-05	0.000316	0.009363	0.000100	0.0366859	0.001261	2.35840E-06	0.001291
	March	190.2082	27.3006	0.173818	0.001697	0.010909	0.0062402	0.093068	0.258245	0.000197	5.1250E-04	0.0127591	2.1596E-04	0.0008387	8.73269E-05	0.000350	0.196181	0.000110	0.0947947	0.001510	2.07708E-06	0.000366
	April	273.2242	41.9174	0.473941	0.005427	0.029148	0.0025149	0.120622	0.708338	0.000264	2.8913E-04	0.0071168	1.9323E-04	0.0005065	6.32678E-05	0.000307	0.016242	0.000044	0.0311080	0.001129	3.09240E-06	0.001360
	May	99.8695	19.4826	0.527078	0.008891	0.015134	0.0153742	0.075525	2.196915	0.000421	5.6209E-04	0.0125409	3.8915E-04	0.0006920	5.62598E-05	0.001122	0.052776	0.000037	0.0529256	0.001559	3.40780E-06	0.000567
	June	125.8069	27.7934	0.514225	0.009587	0.047046	0.0038438	0.084051	1.436502	0.000691	5.5981E-04	0.0182108	3.5191E-04	0.0005676	6.46234E-05	0.000668	0.027809	0.000057	0.0419440	0.000780	4.99763E-06	0.000684
	July	148.9654	28.0415	0.307245	0.007110	0.011866	0.0032230	0.075126	1.289929	0.000532	6.2502E-04	0.0089712	3.4271E-04	0.0004940	4.77776E-05	0.000362	0.014722	0.000047	0.0380290	0.000740	2.89072E-06	0.000561
	August	115.6609	27.1973	0.506745	0.009391	0.046029	0.0019077	0.058513	2.110668	0.000521	5.1931E-04	0.0111780	5.1176E-04	0.0004934	4.55014E-05	0.000542	0.014182	0.000117	0.0310919	0.000811	4.66079E-06	0.000684
	September	90.8884	21.0951	0.555040	0.008641	0.047660	0.0025941	0.058474	2.211192	0.000421	3.3514E-04	0.0048663	3.5931E-04	0.0004924	3.92548E-05	0.000162	0.010436	0.000046	0.0341711	0.000457	2.61685E-06	0.000572
	October	119.3884	26.2735	0.473508	0.006399	0.030539	0.0046048	0.058508	1.567832	0.000206	1.3968E-04	0.0201197	3.5205E-04	0.0006416	3.45068E-05	0.000206	0.012987	0.000067	0.0412453	0.000581	2.39192E-06	0.000862
	November	182.7502	31.3279	0.322532	0.001721	0.006276	0.0007194	0.078153	0.121218	0.000223	2.2154E-04	0.0055648	1.8959E-04	0.0006246	6.81045E-05	0.000292	0.012898	0.002540	0.0508482	0.000863	2.29998E-05	0.001161
	December	174.2358	27.4653	0.314903	0.002966	0.004813	0.0016904	0.061419	0.537272	0.000207	2.0475E-04	0.0037854	1.7745E-04	0.0005554	5.48068E-05	0.000217	0.005394	0.000057	0.0199606	0.000854	2.13650E-06	0.001146
Year 12	January	217.0010	30.4396	0.213593	0.001025	0.028381	0.0026649	0.078800	0.493233	0.000353	4.4814E-04	0.0017842	7.2991E-05	0.0004894	4.53190E-05	0.000270	0.006471	0.000042	0.0142609	0.002014	1.98405E-06	0.001313
	February	214.3565	32.2664	0.244201	0.001111	0.007965	0.0021887	0.081569	0.236363	0.000196	1.9502E-04	0.0034516	8.8153E-05	0.0007036	5.13038E-05	0.000285	0.008381	0.000059	0.0195423	0.001074	2.01584E-06	0.001157
	March	182.1214	22.9097	0.098404	0.001134	0.008452	0.0061027	0.089594	0.255177	0.000166	4.8290E-04	0.0117527	1.2417E-04	0.0007471	6.35319E-05	0.000319	0.190016	0.000071	0.0783475	0.001334	1.74423E-06	0.000272
	April	270.2821	40.2327	0.421848	0.004963	0.026839	0.0024600	0.119320	0.707983	0.000252	2.7787E-04	0.0066839	1.5721E-04	0.0004706	5.39694E-05	0.000293	0.015116	0.000038	0.0247362	0.001060	2.93954E-06	0.001312
	May	106.2930	22.7462	0.583217	0.008840	0.014884	0.0154932	0.078174	2.203539	0.000446	5.8576E-04	0.0131481	4.5507E-04	0.0007592	7.28000E-05	0.001140	0.059118	0.000044	0.0649776	0.001688	3.55831E-06	0.000660
	June	131.6612	30.7869	0.558807	0.009473	0.045986	0.0039001	0.086409	1.440972	0.000714	5.8168E-04	0.0187287	4.1160E-04	0.0006272	8.04610E-05	0.000683	0.031628	0.000066	0.0528270	0.000896	5.12483E-06	0.000769
	July	149.8275	28.4026	0.300847	0.006799	0.011288	0.0032311	0.075419	1.291266	0.000535	6.2808E-04	0.0089580	3.4840E-04	0.0004999	4.93412E-05	0.000361	0.015179	0.000048	0.0391194	0.000752	2.87155E-06	0.000571
	August	117.2558	27.8977	0.502454	0.009047	0.044030	0.0019178	0.059075	2.113414	0.000527	5.2509E-04	0.0111971	5.2434E-04	0.0005058	4.78525E-05	0.000542	0.014815	0.000122	0.0327584	0.000837	4.64526E-06	0.000702
	September	91.8489	21.4379	0.540775	0.008222	0.045334	0.0025979	0.058805	2.214096	0.000425	3.3823E-04	0.0048354	3.6262E-04	0.0004967	4.02485E-05	0.000160	0.010718	0.000046	0.0348256	0.000465	2.56452E-06	0.000581
	October	111.2079	21.8106	0.352188	0.005515	0.026631	0.0044932	0.055030	1.565326	0.000175	1.1359E-04	0.0190623	2.6776E-04	0.0005479	2.11991E-05	0.000174	0.009802	0.000040	0.0243527	0.000401	2.04262E-06	0.000735
	November	172.8186	25.9947	0.194607	0.001040	0.003303	0.0006688	0.073935	0.118558	0.000186	1.8555E-04	0.0043740	7.8610E-05	0.0005138	3.93736E-05	0.000256	0.010866	0.002493	0.0309519	0.000650	2.26124E-05	0.001008
	December	164.1836	22.0781	0.185909	0.002280	0.002346	0.0015659	0.057132	0.533203	0.000169	1.6841E-04	0.0027157	6.5527E-05	0.0004435	2.61073E-05	0.000181	0.004188	0.000023	0.0072174	0.000639	1.74697E-06	0.000993
Year 13	January	217.3063	30.5018	0.213825	0.001027	0.028435	0.0026647	0.078877	0.494142	0.000354	4.4918E-04	0.0017483	7.2943E-05	0.0004897	4.55662E-05	0.000268	0.006619	0.000042	0.0144118	0.002014	1.95416E-06	0.001315
	February	214.5489	32.3072	0.244352	0.001112	0.007984	0.0021889	0.081613	0.237049	0.000196	1.9530E-04	0.0034150	8.8122E-05	0.0007040	5.14996E-05	0.000283	0.008512	0.000059	0.0196791	0.001074	1.99429E-06	0.001158
	March	182.3985	22.9653	0.098551	0.001135	0.008465	0.0061029	0.089649	0.255639	0.000167	4.8330E-04	0.0116992	1.2413E-04	0.0007473	6.37341E-05	0.000317	0.190909	0.000071	0.0784866	0.001334	1.71338E-06	0.000273
	April	270.6202	40.2918	0.411980	0.004736	0.025588	0.0024590	0.119402	0.708961	0.000253	2.7839E-04	0.0066245	1.5717E-04	0.0004707	5.40833E-05	0.000290	0.015574	0.000038	0.0248697	0.001061	2.90511E-06	0.001314
	May	106.7098	22.8164	0.564625	0.008413	0.014094	0.0155133	0.078289	2.207629	0.000448	5.8787E-04	0.0131783	4.5510E-04	0.0007606	7.32741E-05	0.001139	0.060649	0.000044	0.0651173	0.001690	3.49193E-06	0.000662
	June	132.0707	30.8856	0.540403	0.009022	0.043492	0.0038978	0.086470	1.443145	0.000717	5.8403E-04	0.0186263	4.1156E-04	0.0006271	8.06764E-05	0.000678	0.032115	0.000067	0.0529124	0.000898	5.05543E-06	0.000770
	July	150.1748	28.4899	0.290346	0.006475	0.010700	0.0032337	0.075495	1.292387	0.000536	6.2929E-04	0.0088936	3.4845E-04	0.0005001	4.96724E-05	0.000359	0.015424	0.000048	0.0391889	0.000752	2.83379E-06	0.000572
	August	117.7279	28.0011	0.485159	0.008655	0.041852	0.0019220	0.059164	2.115687	0.000529	5.2686E-04	0.0110886	5.2460E-04	0.0005058	4.81124E-05	0.000538	0.015003	0.000122	0.0328064	0.000839	4.58920E-06	0.000704
	September	92.4182	21.5728	0.522830	0.007806	0.043053	0.0025986	0.058971	2.216835	0.000426	3.3992E-04	0.0047851	3.6255E-04	0.0004967	4.06933E-05	0.000157	0.010906	0.000047	0.0349009	0.000466	2.49806E-06	0.000585
	October	111.5657	21.8870	0.339824	0.005227	0.025169	0.0044970	0.055155	1.566423	0.000176	1.1450E-04	0.0189777	2.6770E-04	0.0005478	2.13458E-05	0.000171	0.009912	0.000040	0.0243926	0.000402	2.00161E-06	0.000737
	November	173.0021	26.0392	0.194720	0.001043	0.003317	0.0006688	0.073984	0.119194	0.000186	1.8584E-04	0.0043356	7.8599E-05	0.0005140	3.96648E-05	0.000255	0.011053	0.002493	0.0311152	0.000650	2.25901E-05	0.001009
	December	164.3315	22.1138	0.186031	0.002283	0.002355	0.0015650	0.057149	0.533438	0.000169	1.6864E-04	0.0026841	6.5508E-05	0.0004435	2.63184E-05	0.000179	0.004251	0.000023	0.0072497	0.000639	1.72575E-06	0.000994
Year 14	January	217.5861	30.5589	0.214038	0.001028	0.028485	0.0026644	0.078947	0.494975	0.000355	4.5014E-04	0.0017155	7.2900E-05	0.0004900	4.57929E-05	0.000266	0.006753	0.000042	0.0145501	0.002015	1.92676E-06	0.001317
	February	214.7092	32.3413	0.244479	0.001113	0.008001	0.0021891	0.081650	0.237621	0.000196	1.9554E-04	0.0033845	8.8097E-05	0.0007043	5.16628E-05	0.000282	0.008621	0.000059	0.0197932	0.001075	1.97633E-06	0.001159
	March	182.6062	23.0071	0.098662	0.001136	0.008475	0.0061030	0.089691	0.255985	0.000167	4.8360E-04	0.0116591	1.2411E-04	0.0007475	6.38858E-05	0.000315	0.191579	0.000071	0.0785910	0.001335	1.69024E-06	0.000273
	April	270.6756	40.0972	0.402697	0.004523	0.024412	0.0024374	0.118530	0.678928													

		Uranium (U) Total	Zinc (Zn) Total	Dissolved Organic Carbon
		mg/L	mg/L	mg/L
Year 11	January	0.005722	0.007048	1.638971
	February	0.005765	0.009170	0.194256
	March	0.005160	0.014607	0.914442
	April	0.005763	0.007768	1.039144
	May	0.003003	0.015843	2.394606
	June	0.002471	0.006704	1.867527
	July	0.002749	0.004343	1.535058
	August	0.003220	0.006197	1.908985
	September	0.003048	0.002386	0.704981
	October	0.003626	0.002282	0.388474
	November	0.003560	0.005710	0.564690
	December	0.003991	0.003870	0.832370
Year 12	January	0.005260	0.004216	1.641468
	February	0.005355	0.006199	0.194458
	March	0.004775	0.011822	0.914949
	April	0.005613	0.006706	1.043676
	May	0.003285	0.018018	2.412616
	June	0.002683	0.008193	1.874403
	July	0.002776	0.004492	1.540885
	August	0.003275	0.006552	1.917900
	September	0.003072	0.002454	0.712935
	October	0.003233	0.001438	0.392750
	November	0.003092	0.003368	0.565783
	December	0.003519	0.002196	0.833690
Year 13	January	0.005263	0.004290	1.643965
	February	0.005357	0.006267	0.194660
	March	0.004778	0.011895	0.915456
	April	0.005617	0.006764	1.048207
	May	0.003288	0.018140	2.430625
	June	0.002685	0.008251	1.881279
	July	0.002778	0.004536	1.546713
	August	0.003278	0.006607	1.926814
	September	0.003077	0.002493	0.720888
	October	0.003237	0.001454	0.397025
	November	0.003094	0.003415	0.566876
	December	0.003521	0.002226	0.835010
Year 14	January	0.005266	0.004357	1.646254
	February	0.005358	0.006324	0.194829
	March	0.004780	0.011950	0.915837
	April	0.005520	0.006806	1.051228
	May	0.002826	0.018222	2.441131
	June	0.002426	0.008285	1.884717
	July	0.002418	0.004560	1.549141
	August	0.002755	0.006635	1.929786
	September	0.002530	0.002505	0.722876
	October	0.002800	0.001459	0.397737
	November	0.003094	0.003419	0.566967
	December	0.003521	0.002226	0.835010

		Hardness (from Total)	Sulphate dissolved	Nitrate (N)	Nitrite (N)	Ammonia (N)	Phosphorus (P)	Fluoride (F)	Chloride (Cl)	Cyanide Total	Cyanide Weak Acid Dissociable	Aluminum (Al) Total	Antimony (Sb) Total	Arsenic (As) Total	Cadmium (Cd) Total	Copper (Cu) Total	Iron (Fe) Total	Lead (Pb) Total	Manganese (Mn) Total	Nickel (Ni) Total	Silver (Ag) Total	Selenium (Se) Total
		mg/L	mg/L	mg/L	mg/L	mg/L	mg/L	mg/L	mg/L	mg/L	mg/L	mg/L	mg/L	mg/L	mg/L	mg/L	mg/L	mg/L	mg/L	mg/L	mg/L	mg/L
Year 15	January	204.5256	26.3205	0.146422	0.000655	0.025625	0.0024788	0.073775	0.468937	0.000313	4.0524E-04	0.0010415	1.8269E-05	0.0004183	2.38777E-05	0.000231	0.002007	0.000012	0.0021007	0.001893	1.63869E-06	0.001190
	February	201.0870	27.5296	0.161784	0.000659	0.005456	0.0019702	0.076234	0.208672	0.000163	1.6282E-04	0.0018720	1.9964E-05	0.0006112	2.51999E-05	0.000239	0.002453	0.000016	0.0026078	0.000923	1.64767E-06	0.001023
	March	161.7446	15.9755	0.013937	0.000482	0.005343	0.0057657	0.081821	0.232431	0.000117	4.3525E-04	0.0094089	2.6162E-05	0.0006257	2.78554E-05	0.000262	0.141666	0.000020	0.0551910	0.001119	1.20462E-06	0.000123
	April	258.9525	35.6555	0.285608	0.003557	0.019746	0.0023050	0.113936	0.386172	0.000212	2.4401E-04	0.0047752	1.4542E-04	0.0005014	3.57749E-05	0.000253	0.005072	0.000023	0.0076849	0.000899	2.66252E-06	0.001252
	May	79.9005	11.4350	0.253628	0.005808	0.009835	0.0147072	0.063153	0.672176	0.000326	4.7214E-04	0.0056573	5.7458E-04	0.0010688	2.96946E-05	0.000962	0.009608	0.000016	0.0209088	0.001271	3.07048E-06	0.000617
	June	103.2777	17.8615	0.229594	0.006245	0.030238	0.0036285	0.072400	0.419201	0.000581	4.5889E-04	0.0127661	3.9943E-04	0.0007555	2.84137E-05	0.000541	0.005894	0.000024	0.0067908	0.000439	4.36327E-06	0.000632
	July	130.8664	20.1423	0.129748	0.004613	0.007459	0.0030000	0.064807	0.140192	0.000464	5.5434E-04	0.0048565	4.6126E-04	0.0007769	2.67072E-05	0.000256	0.003151	0.000020	0.0095521	0.000487	2.36791E-06	0.000618
	August	93.6330	18.0365	0.218291	0.006287	0.030561	0.0017353	0.045712	0.429622	0.000430	4.2964E-04	0.0053233	7.1982E-04	0.0009514	3.06061E-05	0.000423	0.002538	0.000044	0.0065347	0.000494	4.27725E-06	0.000838
	September	65.4455	10.6776	0.243130	0.005415	0.031079	0.0024176	0.043322	0.444506	0.000327	2.4080E-04	0.0021719	5.3160E-04	0.0009649	2.21019E-05	0.000061	0.001498	0.000012	0.0067095	0.000173	2.33661E-06	0.000668
	October	95.9831	16.7335	0.202653	0.003884	0.018651	0.0042541	0.044651	0.168804	0.000120	6.4609E-05	0.0153004	4.8623E-04	0.0009949	1.91008E-05	0.000110	0.002249	0.000017	0.0076101	0.000285	2.12601E-06	0.000901
	November	162.5727	22.2415	0.134618	0.000668	0.001554	0.0006151	0.069542	0.097525	0.000161	1.6068E-04	0.0031487	2.7686E-05	0.0004490	1.63064E-05	0.000220	0.003560	0.002466	0.0169680	0.000538	2.23354E-05	0.000900
	December	155.2044	18.6971	0.128331	0.001905	0.001045	0.0014732	0.053862	0.524084	0.000146	1.4584E-04	0.0016376	1.7307E-05	0.0003870	6.26421E-06	0.000150	0.001407	0.000003	0.0008225	0.000533	1.48605E-06	0.000892
Year 16	January	204.5256	26.3205	0.146422	0.000655	0.025625	0.0024788	0.073775	0.468937	0.000313	4.0524E-04	0.0010415	1.8269E-05	0.0004183	2.38777E-05	0.000231	0.002007	0.000012	0.0021007	0.001893	1.63869E-06	0.001190
	February	201.0870	27.5296	0.161784	0.000659	0.005456	0.0019702	0.076234	0.208672	0.000163	1.6282E-04	0.0018720	1.9964E-05	0.0006112	2.51999E-05	0.000239	0.002453	0.000016	0.0026078	0.000923	1.64767E-06	0.001023
	March	161.7446	15.9755	0.013937	0.000482	0.005343	0.0057657	0.081821	0.232431	0.000117	4.3525E-04	0.0094089	2.6162E-05	0.0006257	2.78554E-05	0.000262	0.141666	0.000020	0.0551910	0.001119	1.20462E-06	0.000123
	April	258.9525	35.6555	0.277945	0.003381	0.018778	0.0023050	0.113936	0.386172	0.000212	2.4401E-04	0.0047752	1.4542E-04	0.0005014	3.57749E-05	0.000253	0.005072	0.000023	0.0076849	0.000899	2.66252E-06	0.001252
	May	79.9005	11.4350	0.239347	0.005480	0.009228	0.0147072	0.063153	0.672176	0.000326	4.7214E-04	0.0056573	5.7458E-04	0.0010688	2.96946E-05	0.000962	0.009608	0.000016	0.0209088	0.001271	3.07048E-06	0.000617
	June	103.2777	17.8615	0.215546	0.005899	0.028334	0.0036285	0.072400	0.419201	0.000581	4.5889E-04	0.0127661	3.9943E-04	0.0007555	2.84137E-05	0.000541	0.005894	0.000024	0.0067908	0.000439	4.36327E-06	0.000632
	July	130.8664	20.1423	0.121751	0.004366	0.007004	0.0030000	0.064807	0.140192	0.000464	5.5434E-04	0.0048565	4.6126E-04	0.0007769	2.67072E-05	0.000256	0.003151	0.000020	0.0095521	0.000487	2.36791E-06	0.000618
	August	93.6330	18.0365	0.205100	0.005983	0.028893	0.0017353	0.045712	0.429622	0.000430	4.2964E-04	0.0053233	7.1982E-04	0.0009514	3.06061E-05	0.000423	0.002538	0.000044	0.0065347	0.000494	4.27725E-06	0.000838
	September	65.4455	10.6776	0.229259	0.005096	0.029326	0.0024176	0.043322	0.444506	0.000327	2.4080E-04	0.0021719	5.3160E-04	0.0009649	2.21019E-05	0.000061	0.001498	0.000012	0.0067095	0.000173	2.33661E-06	0.000668
	October	95.9831	16.7335	0.193096	0.003665	0.017528	0.0042541	0.044651	0.168804	0.000120	6.4609E-05	0.0153004	4.8623E-04	0.0009949	1.91008E-05	0.000110	0.002249	0.000017	0.0076101	0.000285	2.12601E-06	0.000901
	November	162.5727	22.2415	0.134618	0.000668	0.001554	0.0006151	0.069542	0.097525	0.000161	1.6068E-04	0.0031487	2.7686E-05	0.0004490	1.63064E-05	0.000220	0.003560	0.002466	0.0169680	0.000538	2.23354E-05	0.000900
	December	155.2044	18.6971	0.128331	0.001905	0.001045	0.0014732	0.053862	0.524084	0.000146	1.4584E-04	0.0016376	1.7307E-05	0.0003870	6.26421E-06	0.000150	0.001407	0.000003	0.0008225	0.000533	1.48605E-06	0.000892
Year 17	January	204.5256	26.3205	0.146422	0.000655	0.025625	0.0024788	0.073775	0.468937	0.000313	4.0524E-04	0.0010415	1.8269E-05	0.0004183	2.38777E-05	0.000231	0.002007	0.000012	0.0021007	0.001893	1.63869E-06	0.001190
	February	201.0870	27.5296	0.161784	0.000659	0.005456	0.0019702	0.076234	0.208672	0.000163	1.6282E-04	0.0018720	1.9964E-05	0.0006112	2.51999E-05	0.000239	0.002453	0.000016	0.0026078	0.000923	1.64767E-06	0.001023
	March	161.7446	15.9755	0.013937	0.000482	0.005343	0.0057657	0.081821	0.232431	0.000117	4.3525E-04	0.0094089	2.6162E-05	0.0006257	2.78554E-05	0.000262	0.141666	0.000020	0.0551910	0.001119	1.20462E-06	0.000123
	April	258.9525	35.6555	0.270774	0.003216	0.017871	0.0023050	0.113936	0.386172	0.000212	2.4401E-04	0.0047752	1.4542E-04	0.0005014	3.57749E-05	0.000253	0.005072	0.000023	0.0076849	0.000899	2.66252E-06	0.001252
	May	79.9005	11.4350	0.225985	0.005172	0.008659	0.0147072	0.063153	0.672176	0.000326	4.7214E-04	0.0056573	5.7458E-04	0.0010688	2.96946E-05	0.000962	0.009608	0.000016	0.0209088	0.001271	3.07048E-06	0.000617
	June	103.2777	17.8615	0.202403	0.005575	0.026552	0.0036285	0.072400	0.419201	0.000581	4.5889E-04	0.0127661	3.9943E-04	0.0007555	2.84137E-05	0.000541	0.005894	0.000024	0.0067908	0.000439	4.36327E-06	0.000632
	July	130.8664	20.1423	0.114270	0.004134	0.006577	0.0030000	0.064807	0.140192	0.000464	5.5434E-04	0.0048565	4.6126E-04	0.0007769	2.67072E-05	0.000256	0.003151	0.000020	0.0095521	0.000487	2.36791E-06	0.000618
	August	93.6330	18.0365	0.192759	0.005700	0.027333	0.0017353	0.045712	0.429622	0.000430	4.2964E-04	0.0053233	7.1982E-04	0.0009514	3.06061E-05	0.000423	0.002538	0.000044	0.0065347	0.000494	4.27725E-06	0.000838
	September	65.4455	10.6776	0.216282	0.004798	0.027685	0.0024176	0.043322	0.444506	0.000327	2.4080E-04	0.0021719	5.3160E-04	0.0009649	2.21019E-05	0.000061	0.001498	0.000012	0.0067095	0.000173	2.33661E-06	0.000668
	October	95.9831	16.7335	0.184154	0.003459	0.016478	0.0042541	0.044651	0.168804	0.000120	6.4609E-05	0.0153004	4.8623E-04	0.0009949	1.91008E-05	0.000110	0.002249	0.000017	0.0076101	0.000285	2.12601E-06	0.000901
	November	162.5727	22.2415	0.134618	0.000668	0.001554	0.0006151	0.069542	0.097525	0.000161	1.6068E-04	0.0031487	2.7686E-05	0.0004490	1.63064E-05	0.000220	0.003560	0.002466	0.0169680	0.000538	2.23354E-05	0.000900
	December	155.2044	18.6971	0.128331	0.001905	0.001045	0.0014732	0.053862	0.524084	0.000146	1.4584E-04	0.0016376	1.7307E-05	0.0003870	6.26421E-06	0.000150	0.001407	0.000003	0.0008225	0.000533	1.48605E-06	0.000892
Year 18	January	204.5256	26.3205	0.146422	0.000655	0.025625	0.0024788	0.073775	0.468937	0.000313	4.0524E-04	0.0010415	1.8269E-05	0.0004183	2.38777E-05	0.000231	0.002007	0.000012	0.0021007	0.001893	1.63869E-06	0.001190
	February	201.0870	27.5296	0.161784	0.000659	0.005456	0.0019702	0.076234	0.208672	0.000163	1.6282E-04	0.0018720	1.9964E-05	0.0006112	2.51999E-05	0.000239	0.002453	0.000016	0.0026078	0.000923	1.64767E-06	0.001023
	March	161.7446	15.9755	0.013937	0.000482	0.005343	0.0057657	0.081821	0.232431	0.000117	4.3525E-04	0.0094089	2.6162E-05	0.0006257	2.78554E-05	0.000262	0.141666	0.000020	0.0551910	0.001119	1.20462E-06	0.000123
	April	258.9525	35.6555	0.264066	0.003062	0.017023	0.0023050	0.113936	0.386172	0.00021												

		Uranium (U) Total	Zinc (Zn) Total	Dissolved Organic Carbon
		mg/L	mg/L	mg/L
Year 15	January	0.004953	0.000952	1.564983
	February	0.005001	0.001566	0.176652
	March	0.004248	0.005721	0.873057
	April	0.005160	0.003691	0.973600
	May	0.002016	0.010074	2.039395
	June	0.001647	0.002052	1.715722
	July	0.001869	0.001540	1.405795
	August	0.002116	0.002348	1.721207
	September	0.001826	0.000746	0.523334
	October	0.002522	0.000701	0.257195
	November	0.002832	0.000822	0.518304
	December	0.003263	0.000545	0.780045
Year 16	January	0.004953	0.000952	1.564983
	February	0.005001	0.001566	0.176652
	March	0.004248	0.005721	0.873057
	April	0.005160	0.003691	0.973600
	May	0.002016	0.010074	2.039395
	June	0.001647	0.002052	1.715722
	July	0.001869	0.001540	1.405795
	August	0.002116	0.002348	1.721207
	September	0.001826	0.000746	0.523334
	October	0.002522	0.000701	0.257195
	November	0.002832	0.000822	0.518304
	December	0.003263	0.000545	0.780045
Year 17	January	0.004953	0.000952	1.564983
	February	0.005001	0.001566	0.176652
	March	0.004248	0.005721	0.873057
	April	0.005160	0.003691	0.973600
	May	0.002016	0.010074	2.039395
	June	0.001647	0.002052	1.715722
	July	0.001869	0.001540	1.405795
	August	0.002116	0.002348	1.721207
	September	0.001826	0.000746	0.523334
	October	0.002522	0.000701	0.257195
	November	0.002832	0.000822	0.518304
	December	0.003263	0.000545	0.780045
Year 18	January	0.004953	0.000952	1.564983
	February	0.005001	0.001566	0.176652
	March	0.004248	0.005721	0.873057
	April	0.005160	0.003691	0.973600
	May	0.002016	0.010074	2.039395
	June	0.001647	0.002052	1.715722
	July	0.001869	0.001540	1.405795
	August	0.002116	0.002348	1.721207
	September	0.001826	0.000746	0.523334
	October	0.002522	0.000701	0.257195
	November	0.002832	0.000822	0.518304
	December	0.003263	0.000545	0.780045

		Hardness (from Total)	Sulphate dissolved	Nitrate (N)	Nitrite (N)	Ammonia (N)	Phosphorus (P)	Fluoride (F)	Chloride (Cl)	Cyanide Total	Cyanide Weak Acid Dissociable	Aluminum (Al) Total	Antimony (Sb) Total	Arsenic (As) Total	Cadmium (Cd) Total	Copper (Cu) Total	Iron (Fe) Total	Lead (Pb) Total	Manganese (Mn) Total	Nickel (Ni) Total	Silver (Ag) Total	Selenium (Se) Total	
		mg/L	mg/L	mg/L	mg/L	mg/L	mg/L	mg/L	mg/L	mg/L	mg/L	mg/L	mg/L	mg/L	mg/L	mg/L	mg/L	mg/L	mg/L	mg/L	mg/L	mg/L	mg/L
Year 19	January	204.5256	26.3205	0.146422	0.000655	0.025625	0.0024788	0.073775	0.468937	0.000313	4.0524E-04	0.0010415	1.8269E-05	0.0004183	2.38777E-05	0.000231	0.002007	0.000012	0.0021007	0.001893	1.63869E-06	0.001190	
	February	201.0870	27.5296	0.161784	0.000659	0.005456	0.0019702	0.076234	0.208672	0.000163	1.6282E-04	0.0018720	1.9964E-05	0.0006112	2.51999E-05	0.000239	0.002453	0.000016	0.0026078	0.000923	1.64767E-06	0.001023	
	March	161.7446	15.9755	0.013937	0.000482	0.005343	0.0057657	0.081821	0.232431	0.000117	4.3525E-04	0.0094089	2.6162E-05	0.0006257	2.78554E-05	0.000262	0.141666	0.000020	0.0551910	0.001119	1.20462E-06	0.000123	
	April	258.9525	35.6555	0.257789	0.002918	0.016229	0.0023050	0.113936	0.386172	0.000212	2.4401E-04	0.0047752	1.4542E-04	0.0005014	3.57749E-05	0.000253	0.005072	0.000023	0.0076849	0.000899	2.66252E-06	0.001252	
	May	79.9005	11.4350	0.201787	0.004616	0.007631	0.0147072	0.063153	0.672176	0.000326	4.7214E-04	0.0056573	5.7458E-04	0.0010688	2.96946E-05	0.000962	0.009608	0.000016	0.0209088	0.001271	3.07048E-06	0.000617	
	June	103.2777	17.8615	0.178601	0.004988	0.023324	0.0036285	0.072400	0.419201	0.000581	4.5889E-04	0.0127661	3.9943E-04	0.0007555	2.84137E-05	0.000541	0.005894	0.000024	0.0067908	0.000439	4.36327E-06	0.000632	
	July	130.8664	20.1423	0.100722	0.003714	0.005805	0.0030000	0.064807	0.140192	0.000464	5.5434E-04	0.0048565	4.6126E-04	0.0007769	2.67072E-05	0.000256	0.003151	0.000020	0.0095521	0.000487	2.36791E-06	0.000618	
	August	93.6330	18.0365	0.170411	0.005186	0.024507	0.0017353	0.045712	0.429622	0.000430	4.2964E-04	0.0053233	7.1982E-04	0.0009514	3.06061E-05	0.000423	0.002538	0.000044	0.0065347	0.000494	4.27725E-06	0.000838	
	September	65.4455	10.6776	0.192782	0.004258	0.024714	0.0024176	0.043322	0.444506	0.000327	2.4080E-04	0.0021719	5.3160E-04	0.0009649	2.21019E-05	0.000061	0.001498	0.000012	0.0067095	0.000173	2.33661E-06	0.000668	
	October	95.9831	16.7335	0.167962	0.003087	0.014575	0.0042541	0.044651	0.168804	0.000120	6.4609E-05	0.0153004	4.8623E-04	0.0009949	1.91008E-05	0.000110	0.002249	0.000017	0.0076101	0.000285	2.12601E-06	0.000901	
	November	162.5727	22.2415	0.134618	0.000668	0.001554	0.0006151	0.069542	0.097525	0.000161	1.6068E-04	0.0031487	2.7686E-05	0.0004490	1.63064E-05	0.000220	0.003560	0.002466	0.0169680	0.000538	2.23354E-05	0.000900	
	December	155.2044	18.6971	0.128331	0.001905	0.001045	0.0014732	0.053862	0.524084	0.000146	1.4584E-04	0.0016376	1.7307E-05	0.0003870	6.26421E-06	0.000150	0.001407	0.000003	0.0008225	0.000533	1.48605E-06	0.000892	
Year 20	January	204.5256	26.3205	0.146422	0.000655	0.025625	0.0024788	0.073775	0.468937	0.000313	4.0524E-04	0.0010415	1.8269E-05	0.0004183	2.38777E-05	0.000231	0.002007	0.000012	0.0021007	0.001893	1.63869E-06	0.001190	
	February	201.0870	27.5296	0.161784	0.000659	0.005456	0.0019702	0.076234	0.208672	0.000163	1.6282E-04	0.0018720	1.9964E-05	0.0006112	2.51999E-05	0.000239	0.002453	0.000016	0.0026078	0.000923	1.64767E-06	0.001023	
	March	161.7446	15.9755	0.013937	0.000482	0.005343	0.0057657	0.081821	0.232431	0.000117	4.3525E-04	0.0094089	2.6162E-05	0.0006257	2.78554E-05	0.000262	0.141666	0.000020	0.0551910	0.001119	1.20462E-06	0.000123	
	April	258.9525	35.6555	0.251916	0.002783	0.015487	0.0023050	0.113936	0.386172	0.000212	2.4401E-04	0.0047752	1.4542E-04	0.0005014	3.57749E-05	0.000253	0.005072	0.000023	0.0076849	0.000899	2.66252E-06	0.001252	
	May	79.9005	11.4350	0.190843	0.004365	0.007165	0.0147072	0.063153	0.672176	0.000326	4.7214E-04	0.0056573	5.7458E-04	0.0010688	2.96946E-05	0.000962	0.009608	0.000016	0.0209088	0.001271	3.07048E-06	0.000617	
	June	103.2777	17.8615	0.167837	0.004722	0.021865	0.0036285	0.072400	0.419201	0.000581	4.5889E-04	0.0127661	3.9943E-04	0.0007555	2.84137E-05	0.000541	0.005894	0.000024	0.0067908	0.000439	4.36327E-06	0.000632	
	July	130.8664	20.1423	0.094595	0.003524	0.005455	0.0030000	0.064807	0.140192	0.000464	5.5434E-04	0.0048565	4.6126E-04	0.0007769	2.67072E-05	0.000256	0.003151	0.000020	0.0095521	0.000487	2.36791E-06	0.000618	
	August	93.6330	18.0365	0.160304	0.004954	0.023229	0.0017353	0.045712	0.429622	0.000430	4.2964E-04	0.0053233	7.1982E-04	0.0009514	3.06061E-05	0.000423	0.002538	0.000044	0.0065347	0.000494	4.27725E-06	0.000838	
	September	65.4455	10.6776	0.182155	0.004014	0.023370	0.0024176	0.043322	0.444506	0.000327	2.4080E-04	0.0021719	5.3160E-04	0.0009649	2.21019E-05	0.000061	0.001498	0.000012	0.0067095	0.000173	2.33661E-06	0.000668	
	October	95.9831	16.7335	0.160639	0.002919	0.013714	0.0042541	0.044651	0.168804	0.000120	6.4609E-05	0.0153004	4.8623E-04	0.0009949	1.91008E-05	0.000110	0.002249	0.000017	0.0076101	0.000285	2.12601E-06	0.000901	
	November	162.5727	22.2415	0.134618	0.000668	0.001554	0.0006151	0.069542	0.097525	0.000161	1.6068E-04	0.0031487	2.7686E-05	0.0004490	1.63064E-05	0.000220	0.003560	0.002466	0.0169680	0.000538	2.23354E-05	0.000900	
	December	155.2044	18.6971	0.128331	0.001905	0.001045	0.0014732	0.053862	0.524084	0.000146	1.4584E-04	0.0016376	1.7307E-05	0.0003870	6.26421E-06	0.000150	0.001407	0.000003	0.0008225	0.000533	1.48605E-06	0.000892	
Year 21	January	204.5256	26.3205	0.146422	0.000655	0.025625	0.0024788	0.073775	0.468937	0.000313	4.0524E-04	0.0010415	1.8269E-05	0.0004183	2.38777E-05	0.000231	0.002007	0.000012	0.0021007	0.001893	1.63869E-06	0.001190	
	February	201.0870	27.5296	0.161784	0.000659	0.005456	0.0019702	0.076234	0.208672	0.000163	1.6282E-04	0.0018720	1.9964E-05	0.0006112	2.51999E-05	0.000239	0.002453	0.000016	0.0026078	0.000923	1.64767E-06	0.001023	
	March	161.7446	15.9755	0.013937	0.000482	0.005343	0.0057657	0.081821	0.232431	0.000117	4.3525E-04	0.0094089	2.6162E-05	0.0006257	2.78554E-05	0.000262	0.141666	0.000020	0.0551910	0.001119	1.20462E-06	0.000123	
	April	258.9525	35.6555	0.246421	0.002657	0.014792	0.0023050	0.113936	0.386172	0.000212	2.4401E-04	0.0047752	1.4542E-04	0.0005014	3.57749E-05	0.000253	0.005072	0.000023	0.0076849	0.000899	2.66252E-06	0.001252	
	May	79.9005	11.4350	0.180604	0.004129	0.006730	0.0147072	0.063153	0.672176	0.000326	4.7214E-04	0.0056573	5.7458E-04	0.0010688	2.96946E-05	0.000962	0.009608	0.000016	0.0209088	0.001271	3.07048E-06	0.000617	
	June	103.2777	17.8615	0.157765	0.004474	0.020499	0.0036285	0.072400	0.419201	0.000581	4.5889E-04	0.0127661	3.9943E-04	0.0007555	2.84137E-05	0.000541	0.005894	0.000024	0.0067908	0.000439	4.36327E-06	0.000632	
	July	130.8664	20.1423	0.088863	0.003347	0.005128	0.0030000	0.064807	0.140192	0.000464	5.5434E-04	0.0048565	4.6126E-04	0.0007769	2.67072E-05	0.000256	0.003151	0.000020	0.0095521	0.000487	2.36791E-06	0.000618	
	August	93.6330	18.0365	0.150848	0.004736	0.022034	0.0017353	0.045712	0.429622	0.000430	4.2964E-04	0.0053233	7.1982E-04	0.0009514	3.06061E-05	0.000423	0.002538	0.000044	0.0065347	0.000494	4.27725E-06	0.000838	
	September	65.4455	10.6776	0.172212	0.003785	0.022113	0.0024176	0.043322	0.444506	0.000327	2.4080E-04	0.0021719	5.3160E-04	0.0009649	2.21019E-05	0.000061	0.001498	0.000012	0.0067095	0.000173	2.33661E-06	0.000668	
	October	95.9831	16.7335	0.153788	0.002761	0.012909	0.0042541	0.044651	0.168804	0.000120	6.4609E-05	0.0153004	4.8623E-04	0.0009949	1.91008E-05	0.000110	0.002249	0.000017	0.0076101	0.000285	2.12601E-06	0.000901	
	November	162.5727	22.2415	0.134618	0.000668	0.001554	0.0006151	0.069542	0.097525	0.000161	1.6068E-04	0.0031487	2.7686E-05	0.0004490	1.63064E-05	0.000220	0.003560	0.002466	0.0169680	0.000538	2.23354E-05	0.000900	
	December	155.2044	18.6971	0.128331	0.001905	0.001045	0.0014732	0.053862	0.524084	0.000146	1.4584E-04	0.0016376	1.7307E-05	0.0003870	6.26421E-06	0.000150	0.001407	0.000003	0.0008225	0.000533	1.48605E-06	0.000892	
Year 22	January	204.5256	26.3205	0.146422	0.000655	0.025625	0.0024788	0.073775	0.468937	0.000313	4.0524E-04	0.0010415	1.8269E-05	0.0004183	2.38777E-05	0.000231	0.002007	0.000012	0.0021007	0.001893	1.63869E-06	0.001190	
	February	201.0870	27.5296	0.161784	0.000659	0.005456	0.0019702	0.076234	0.208672	0.000163	1.6282E-04	0.0018720	1.9964E-05	0.0006112	2.51999E-05	0.000239	0.002453	0.000016	0.0026078	0.000923	1.64767E-06	0.001023	
	March	161.7446	15.9755	0.013937	0.000482	0.005343	0.0057657	0.081821	0.232431	0.000117	4.3525E-04	0.0094089	2.6162E-05	0.0006257	2.78554E-05	0.000262	0.141666	0.000020	0.0551910	0.001119	1.20462E-06	0.000123	
	April	258.9525	35.6555	0.241279	0.002538	0.014142	0.0023050	0.113936	0.386172														

		Uranium (U) Total	Zinc (Zn) Total	Dissolved Organic Carbon
		mg/L	mg/L	mg/L
Year 19	January	0.004953	0.000952	1.564983
	February	0.005001	0.001566	0.176652
	March	0.004248	0.005721	0.873057
	April	0.005160	0.003691	0.973600
	May	0.002016	0.010074	2.039395
	June	0.001647	0.002052	1.715722
	July	0.001869	0.001540	1.405795
	August	0.002116	0.002348	1.721207
	September	0.001826	0.000746	0.523334
	October	0.002522	0.000701	0.257195
	November	0.002832	0.000822	0.518304
	December	0.003263	0.000545	0.780045
Year 20	January	0.004953	0.000952	1.564983
	February	0.005001	0.001566	0.176652
	March	0.004248	0.005721	0.873057
	April	0.005160	0.003691	0.973600
	May	0.002016	0.010074	2.039395
	June	0.001647	0.002052	1.715722
	July	0.001869	0.001540	1.405795
	August	0.002116	0.002348	1.721207
	September	0.001826	0.000746	0.523334
	October	0.002522	0.000701	0.257195
	November	0.002832	0.000822	0.518304
	December	0.003263	0.000545	0.780045
Year 21	January	0.004953	0.000952	1.564983
	February	0.005001	0.001566	0.176652
	March	0.004248	0.005721	0.873057
	April	0.005160	0.003691	0.973600
	May	0.002016	0.010074	2.039395
	June	0.001647	0.002052	1.715722
	July	0.001869	0.001540	1.405795
	August	0.002116	0.002348	1.721207
	September	0.001826	0.000746	0.523334
	October	0.002522	0.000701	0.257195
	November	0.002832	0.000822	0.518304
	December	0.003263	0.000545	0.780045
Year 22	January	0.004953	0.000952	1.564983
	February	0.005001	0.001566	0.176652
	March	0.004248	0.005721	0.873057
	April	0.005160	0.003691	0.973600
	May	0.002016	0.010074	2.039395
	June	0.001647	0.002052	1.715722
	July	0.001869	0.001540	1.405795
	August	0.002116	0.002348	1.721207
	September	0.001826	0.000746	0.523334
	October	0.002522	0.000701	0.257195
	November	0.002832	0.000822	0.518304
	December	0.003263	0.000545	0.780045

		Hardness (from Total)	Sulphate dissolved	Nitrate (N)	Nitrite (N)	Ammonia (N)	Phosphorus (P)	Fluoride (F)	Chloride (Cl)	Cyanide Total	Cyanide Weak Acid Dissociable	Aluminum (Al) Total	Antimony (Sb) Total	Arsenic (As) Total	Cadmium (Cd) Total	Copper (Cu) Total	Iron (Fe) Total	Lead (Pb) Total	Manganese (Mn) Total	Nickel (Ni) Total	Silver (Ag) Total	Selenium (Se) Total	
		mg/L	mg/L	mg/L	mg/L	mg/L	mg/L	mg/L	mg/L	mg/L	mg/L	mg/L	mg/L	mg/L	mg/L	mg/L	mg/L	mg/L	mg/L	mg/L	mg/L	mg/L	mg/L
Year 23	January	204.5256	26.3205	0.146422	0.000655	0.025625	0.0024788	0.073775	0.468937	0.000313	4.0524E-04	0.0010415	1.8269E-05	0.0004183	2.38777E-05	0.000231	0.002007	0.000012	0.0021007	0.001893	1.63869E-06	0.001190	
	February	201.0870	27.5296	0.161784	0.000659	0.005456	0.0019702	0.076234	0.208672	0.000163	1.6282E-04	0.0018720	1.9964E-05	0.0006112	2.51999E-05	0.000239	0.002453	0.000016	0.0026078	0.000923	1.64767E-06	0.001023	
	March	161.7446	15.9755	0.013937	0.000482	0.005343	0.0057657	0.081821	0.232431	0.000117	4.3525E-04	0.0094089	2.6162E-05	0.0006257	2.78554E-05	0.000262	0.141666	0.000020	0.0551910	0.001119	1.20462E-06	0.000123	
	April	258.9525	35.6555	0.236468	0.002428	0.013533	0.0023050	0.113936	0.386172	0.000212	2.4401E-04	0.0047752	1.4542E-04	0.0005014	3.57749E-05	0.000253	0.005072	0.000023	0.0076849	0.000899	2.66252E-06	0.001252	
	May	79.9005	11.4350	0.162059	0.003703	0.005942	0.0147072	0.063153	0.672176	0.000326	4.7214E-04	0.0056573	5.7458E-04	0.0010688	2.96946E-05	0.000962	0.009608	0.000016	0.0209088	0.001271	3.07048E-06	0.000617	
	June	103.2777	17.8615	0.139524	0.004024	0.018026	0.0036285	0.072400	0.419201	0.000581	4.5889E-04	0.0127661	3.9943E-04	0.0007555	2.84137E-05	0.000541	0.005894	0.000024	0.0067908	0.000439	4.36327E-06	0.000632	
	July	130.8664	20.1423	0.078482	0.003025	0.004537	0.0030000	0.064807	0.140192	0.000464	5.5434E-04	0.0048565	4.6126E-04	0.0007769	2.67072E-05	0.000256	0.003151	0.000020	0.0095521	0.000487	2.36791E-06	0.000618	
	August	93.6330	18.0365	0.133723	0.004343	0.019869	0.0017353	0.045712	0.429622	0.000430	4.2964E-04	0.0053233	7.1982E-04	0.0009514	3.06061E-05	0.000423	0.002538	0.000044	0.0065347	0.000494	4.27725E-06	0.000838	
	September	65.4455	10.6776	0.154206	0.003371	0.019836	0.0024176	0.043322	0.444506	0.000327	2.4080E-04	0.0021719	5.3160E-04	0.0009649	2.21019E-05	0.000061	0.001498	0.000012	0.0067095	0.000173	2.33661E-06	0.000668	
	October	95.9831	16.7335	0.141381	0.002476	0.011451	0.0042541	0.044651	0.168804	0.000120	6.4609E-05	0.0153004	4.8623E-04	0.0009949	1.91008E-05	0.000110	0.002249	0.000017	0.0076101	0.000285	2.12601E-06	0.000901	
	November	162.5727	22.2415	0.134618	0.000668	0.001554	0.0006151	0.069542	0.097525	0.000161	1.6068E-04	0.0031487	2.7686E-05	0.0004490	1.63064E-05	0.000220	0.003560	0.002466	0.0169680	0.000538	2.23354E-05	0.000900	
	December	155.2044	18.6971	0.128331	0.001905	0.001045	0.0014732	0.053862	0.524084	0.000146	1.4584E-04	0.0016376	1.7307E-05	0.0003870	6.26421E-06	0.000150	0.001407	0.000003	0.0008225	0.000533	1.48605E-06	0.000892	
Year 24	January	204.5256	26.3205	0.146422	0.000655	0.025625	0.0024788	0.073775	0.468937	0.000313	4.0524E-04	0.0010415	1.8269E-05	0.0004183	2.38777E-05	0.000231	0.002007	0.000012	0.0021007	0.001893	1.63869E-06	0.001190	
	February	201.0870	27.5296	0.161784	0.000659	0.005456	0.0019702	0.076234	0.208672	0.000163	1.6282E-04	0.0018720	1.9964E-05	0.0006112	2.51999E-05	0.000239	0.002453	0.000016	0.0026078	0.000923	1.64767E-06	0.001023	
	March	161.7446	15.9755	0.013937	0.000482	0.005343	0.0057657	0.081821	0.232431	0.000117	4.3525E-04	0.0094089	2.6162E-05	0.0006257	2.78554E-05	0.000262	0.141666	0.000020	0.0551910	0.001119	1.20462E-06	0.000123	
	April	258.9525	35.6555	0.231967	0.002324	0.012964	0.0023050	0.113936	0.386172	0.000212	2.4401E-04	0.0047752	1.4542E-04	0.0005014	3.57749E-05	0.000253	0.005072	0.000023	0.0076849	0.000899	2.66252E-06	0.001252	
	May	79.9005	11.4350	0.153672	0.003510	0.005585	0.0147072	0.063153	0.672176	0.000326	4.7214E-04	0.0056573	5.7458E-04	0.0010688	2.96946E-05	0.000962	0.009608	0.000016	0.0209088	0.001271	3.07048E-06	0.000617	
	June	103.2777	17.8615	0.131274	0.003821	0.016907	0.0036285	0.072400	0.419201	0.000581	4.5889E-04	0.0127661	3.9943E-04	0.0007555	2.84137E-05	0.000541	0.005894	0.000024	0.0067908	0.000439	4.36327E-06	0.000632	
	July	130.8664	20.1423	0.073787	0.002880	0.004269	0.0030000	0.064807	0.140192	0.000464	5.5434E-04	0.0048565	4.6126E-04	0.0007769	2.67072E-05	0.000256	0.003151	0.000020	0.0095521	0.000487	2.36791E-06	0.000618	
	August	93.6330	18.0365	0.125979	0.004165	0.018889	0.0017353	0.045712	0.429622	0.000430	4.2964E-04	0.0053233	7.1982E-04	0.0009514	3.06061E-05	0.000423	0.002538	0.000044	0.0065347	0.000494	4.27725E-06	0.000838	
	September	65.4455	10.6776	0.146063	0.003184	0.018807	0.0024176	0.043322	0.444506	0.000327	2.4080E-04	0.0021719	5.3160E-04	0.0009649	2.21019E-05	0.000061	0.001498	0.000012	0.0067095	0.000173	2.33661E-06	0.000668	
	October	95.9831	16.7335	0.135770	0.002347	0.010792	0.0042541	0.044651	0.168804	0.000120	6.4609E-05	0.0153004	4.8623E-04	0.0009949	1.91008E-05	0.000110	0.002249	0.000017	0.0076101	0.000285	2.12601E-06	0.000901	
	November	162.5727	22.2415	0.134618	0.000668	0.001554	0.0006151	0.069542	0.097525	0.000161	1.6068E-04	0.0031487	2.7686E-05	0.0004490	1.63064E-05	0.000220	0.003560	0.002466	0.0169680	0.000538	2.23354E-05	0.000900	
	December	155.2044	18.6971	0.128331	0.001905	0.001045	0.0014732	0.053862	0.524084	0.000146	1.4584E-04	0.0016376	1.7307E-05	0.0003870	6.26421E-06	0.000150	0.001407	0.000003	0.0008225	0.000533	1.48605E-06	0.000892	
Year 25	January	204.5256	26.3205	0.146422	0.000655	0.025625	0.0024788	0.073775	0.468937	0.000313	4.0524E-04	0.0010415	1.8269E-05	0.0004183	2.38777E-05	0.000231	0.002007	0.000012	0.0021007	0.001893	1.63869E-06	0.001190	
	February	201.0870	27.5296	0.161784	0.000659	0.005456	0.0019702	0.076234	0.208672	0.000163	1.6282E-04	0.0018720	1.9964E-05	0.0006112	2.51999E-05	0.000239	0.002453	0.000016	0.0026078	0.000923	1.64767E-06	0.001023	
	March	161.7446	15.9755	0.013937	0.000482	0.005343	0.0057657	0.081821	0.232431	0.000117	4.3525E-04	0.0094089	2.6162E-05	0.0006257	2.78554E-05	0.000262	0.141666	0.000020	0.0551910	0.001119	1.20462E-06	0.000123	
	April	258.9525	35.6555	0.227755	0.002228	0.012432	0.0023050	0.113936	0.386172	0.000212	2.4401E-04	0.0047752	1.4542E-04	0.0005014	3.57749E-05	0.000253	0.005072	0.000023	0.0076849	0.000899	2.66252E-06	0.001252	
	May	79.9005	11.4350	0.145824	0.003330	0.005251	0.0147072	0.063153	0.672176	0.000326	4.7214E-04	0.0056573	5.7458E-04	0.0010688	2.96946E-05	0.000962	0.009608	0.000016	0.0209088	0.001271	3.07048E-06	0.000617	
	June	103.2777	17.8615	0.123555	0.003631	0.015861	0.0036285	0.072400	0.419201	0.000581	4.5889E-04	0.0127661	3.9943E-04	0.0007555	2.84137E-05	0.000541	0.005894	0.000024	0.0067908	0.000439	4.36327E-06	0.000632	
	July	130.8664	20.1423	0.069394	0.002744	0.004018	0.0030000	0.064807	0.140192	0.000464	5.5434E-04	0.0048565	4.6126E-04	0.0007769	2.67072E-05	0.000256	0.003151	0.000020	0.0095521	0.000487	2.36791E-06	0.000618	
	August	93.6330	18.0365	0.118732	0.003998	0.017973	0.0017353	0.045712	0.429622	0.000430	4.2964E-04	0.0053233	7.1982E-04	0.0009514	3.06061E-05	0.000423	0.002538	0.000044	0.0065347	0.000494	4.27725E-06	0.000838	
	September	65.4455	10.6776	0.138444	0.003009	0.017843	0.0024176	0.043322	0.444506	0.000327	2.4080E-04	0.0021719	5.3160E-04	0.0009649	2.21019E-05	0.000061	0.001498	0.000012	0.0067095	0.000173	2.33661E-06	0.000668	
	October	95.9831	16.7335	0.130520	0.002226	0.010175	0.0042541	0.044651	0.168804	0.000120	6.4609E-05	0.0153004	4.8623E-04	0.0009949	1.91008E-05	0.000110	0.002249	0.000017	0.0076101	0.000285	2.12601E-06	0.000901	
	November	162.5727	22.2415	0.134618	0.000668	0.001554	0.0006151	0.069542	0.097525	0.000161	1.6068E-04	0.0031487	2.7686E-05	0.0004490	1.63064E-05	0.000220	0.003560	0.002466	0.0169680	0.000538	2.23354E-05	0.000900	
	December	155.2044	18.6971	0.128331	0.001905	0.001045	0.0014732	0.053862	0.524084	0.000146	1.4584E-04	0.0016376	1.7307E-05	0.0003870	6.26421E-06	0.000150	0.001407	0.000003	0.0008225	0.000533	1.48605E-06	0.000892	
Year 26	January	274.0956	74.6721	0.128459	0.002822	0.035744	0.0121771	0.103187	4.194013	0.000309	3.8183E-04	0.0080711	1.4946E-03	0.0012023	3.18221E-05	0.001375	0.022254	0.000830	0.0877816	0.002287	4.91107E-06	0.001037	
	February	278.9050	81.4054	0.138606	0.003083	0.020066	0.0126066	0.108524	4.423500	0.000183	1.7562E-04	0.0149440	1.6735E-03	0.0014559	2.80524E-05	0.001518	0.027907	0.000932	0.1109111	0.001520	5.30653E-06	0.001236	
	March	265.4278	85.1655	0.014310	0.003526	0.023474	0.0185285	0.120210	5.460268	0.000151	3.9181E-04	0.0240191	2.0782E-03	0.0016675	2.36154E-05	0.001844	0.327901	0.001157	0.1811714	0.001813	5.83202E-06	0.000455	
	April	301.1476	68.6315	0.202065	0.003503	0.020421	0.0091538	0.129989	3.020934	0.000219													

		Uranium (U) Total	Zinc (Zn) Total	Dissolved Organic Carbon
		mg/L	mg/L	mg/L
Year 23	January	0.004953	0.000952	1.564983
	February	0.005001	0.001566	0.176652
	March	0.004248	0.005721	0.873057
	April	0.005160	0.003691	0.973600
	May	0.002016	0.010074	2.039395
	June	0.001647	0.002052	1.715722
	July	0.001869	0.001540	1.405795
	August	0.002116	0.002348	1.721207
	September	0.001826	0.000746	0.523334
	October	0.002522	0.000701	0.257195
	November	0.002832	0.000822	0.518304
	December	0.003263	0.000545	0.780045
Year 24	January	0.004953	0.000952	1.564983
	February	0.005001	0.001566	0.176652
	March	0.004248	0.005721	0.873057
	April	0.005160	0.003691	0.973600
	May	0.002016	0.010074	2.039395
	June	0.001647	0.002052	1.715722
	July	0.001869	0.001540	1.405795
	August	0.002116	0.002348	1.721207
	September	0.001826	0.000746	0.523334
	October	0.002522	0.000701	0.257195
	November	0.002832	0.000822	0.518304
	December	0.003263	0.000545	0.780045
Year 25	January	0.004953	0.000952	1.564983
	February	0.005001	0.001566	0.176652
	March	0.004248	0.005721	0.873057
	April	0.005160	0.003691	0.973600
	May	0.002016	0.010074	2.039395
	June	0.001647	0.002052	1.715722
	July	0.001869	0.001540	1.405795
	August	0.002116	0.002348	1.721207
	September	0.001826	0.000746	0.523334
	October	0.002522	0.000701	0.257195
	November	0.002832	0.000822	0.518304
	December	0.003263	0.000545	0.780045
Year 26	January	0.004577	0.001451	1.336913
	February	0.004382	0.001773	0.147215
	March	0.003392	0.004615	0.686446
	April	0.006246	0.006775	0.868633
	May	0.003723	0.013189	1.868313
	June	0.003153	0.005095	1.571825
	July	0.003112	0.003170	1.288311
	August	0.003683	0.005041	1.569672
	September	0.003480	0.001562	0.474562
	October	0.003387	0.001332	0.231433
	November	0.003381	0.001994	0.463002
	December	0.003426	0.001074	0.683405

		Hardness (from Total)	Sulphate dissolved	Nitrate (N)	Nitrite (N)	Ammonia (N)	Phosphorus (P)	Fluoride (F)	Chloride (Cl)	Cyanide Total	Cyanide Weak Acid Dissociable	Aluminum (Al) Total	Antimony (Sb) Total	Arsenic (As) Total	Cadmium (Cd) Total	Copper (Cu) Total	Iron (Fe) Total	Lead (Pb) Total	Manganese (Mn) Total	Nickel (Ni) Total	Silver (Ag) Total	Selenium (Se) Total
		mg/L	mg/L	mg/L	mg/L	mg/L	mg/L	mg/L	mg/L	mg/L	mg/L	mg/L	mg/L	mg/L	mg/L	mg/L	mg/L	mg/L	mg/L	mg/L	mg/L	mg/L
Year 27	January	274.0956	74.6721	0.128459	0.002822	0.035744	0.0121771	0.103187	4.194013	0.000309	3.8183E-04	0.0080711	1.4946E-03	0.0012023	3.18221E-05	0.001375	0.022254	0.000830	0.0877816	0.002287	4.91107E-06	0.001037
	February	278.9050	81.4054	0.138606	0.003083	0.020066	0.0126066	0.108524	4.423500	0.000183	1.7562E-04	0.0149440	1.6735E-03	0.0014559	2.80524E-05	0.001518	0.027907	0.000932	0.1109111	0.001520	5.30653E-06	0.001236
	March	265.4278	85.1655	0.014310	0.003526	0.023474	0.0185285	0.120210	5.460268	0.000151	3.9181E-04	0.0240191	2.0782E-03	0.0016675	2.36154E-05	0.001844	0.327901	0.001157	0.1811714	0.001813	5.83202E-06	0.000455
	April	301.1476	68.6315	0.198775	0.003427	0.020005	0.0091538	0.129989	3.020934	0.000219	2.4285E-04	0.0126896	1.1732E-03	0.0010435	8.65632E-05	0.001056	0.067355	0.000246	0.0767275	0.001275	4.85274E-06	0.001592
	May	127.9473	39.2275	0.122429	0.003997	0.006824	0.0190156	0.079982	2.705707	0.000322	4.5217E-04	0.0107329	9.6936E-04	0.0019383	8.55019E-05	0.001530	0.090180	0.000111	0.0737151	0.001533	4.74733E-06	0.001008
	June	153.8504	47.4705	0.102260	0.004359	0.021051	0.0072416	0.090268	2.645160	0.000557	4.4165E-04	0.0188167	7.0744E-04	0.0017335	9.19445E-05	0.001198	0.072676	0.000193	0.0652510	0.000802	6.09022E-06	0.001053
	July	169.7141	44.6033	0.057558	0.003422	0.005589	0.0060504	0.079512	2.028861	0.000446	5.2587E-04	0.0096757	1.1636E-03	0.0007892	6.33518E-05	0.000824	0.040759	0.000196	0.0583661	0.000783	3.92902E-06	0.000935
	August	150.7960	50.7968	0.098533	0.004860	0.023995	0.0037404	0.068122	2.888514	0.000420	4.1527E-04	0.0126914	1.6299E-03	0.0014238	6.58072E-05	0.001161	0.050430	0.000565	0.0533401	0.000892	6.21164E-06	0.001238
	September	128.9504	46.2351	0.115393	0.004025	0.024301	0.0056765	0.067416	3.060029	0.000326	2.4333E-04	0.0056020	1.2959E-03	0.0014668	4.97670E-05	0.000687	0.032092	0.000235	0.0578722	0.000579	4.57812E-06	0.001064
	October	159.6970	53.5657	0.111380	0.003476	0.017651	0.0099209	0.069814	2.951009	0.000139	8.1325E-05	0.0225835	1.4190E-03	0.0015187	3.75798E-05	0.000967	0.054528	0.000425	0.0799227	0.000751	4.50391E-06	0.001199
	November	222.2874	60.3369	0.122872	0.002351	0.012130	0.0029206	0.093267	2.358293	0.000176	1.7118E-04	0.0120772	1.1716E-03	0.0010564	4.28231E-05	0.001109	0.034555	0.002839	0.0919520	0.001000	2.26750E-05	0.001127
	December	222.8653	62.0106	0.115383	0.003647	0.010868	0.0077648	0.082306	3.775915	0.000165	1.5894E-04	0.0107665	1.3083E-03	0.0010779	2.40453E-05	0.001161	0.021273	0.000523	0.0554082	0.001053	4.37194E-06	0.000988
Year 28	January	274.0956	74.6721	0.128459	0.002822	0.035744	0.0121771	0.103187	4.194013	0.000309	3.8183E-04	0.0080711	1.4946E-03	0.0012023	3.18221E-05	0.001375	0.022254	0.000830	0.0877816	0.002287	4.91107E-06	0.001037
	February	278.9050	81.4054	0.138606	0.003083	0.020066	0.0126066	0.108524	4.423500	0.000183	1.7562E-04	0.0149440	1.6735E-03	0.0014559	2.80524E-05	0.001518	0.027907	0.000932	0.1109111	0.001520	5.30653E-06	0.001236
	March	265.4278	85.1655	0.014310	0.003526	0.023474	0.0185285	0.120210	5.460268	0.000151	3.9181E-04	0.0240191	2.0782E-03	0.0016675	2.36154E-05	0.001844	0.327901	0.001157	0.1811714	0.001813	5.83202E-06	0.000455
	April	301.1476	68.6315	0.195696	0.003356	0.019615	0.0091538	0.129989	3.020934	0.000219	2.4285E-04	0.0126896	1.1732E-03	0.0010435	8.65632E-05	0.001056	0.067355	0.000246	0.0767275	0.001275	4.85274E-06	0.001592
	May	127.9473	39.2275	0.116540	0.003862	0.006573	0.0190156	0.079982	2.705707	0.000322	4.5217E-04	0.0107329	9.6936E-04	0.0019383	8.55019E-05	0.001530	0.090180	0.000111	0.0737151	0.001533	4.74733E-06	0.001008
	June	153.8504	47.4705	0.096467	0.004216	0.020266	0.0072416	0.090268	2.645160	0.000557	4.4165E-04	0.0188167	7.0744E-04	0.0017335	9.19445E-05	0.001198	0.072676	0.000193	0.0652510	0.000802	6.09022E-06	0.001053
	July	169.7141	44.6033	0.054261	0.003320	0.005401	0.0060504	0.079512	2.028861	0.000446	5.2587E-04	0.0096757	1.1636E-03	0.0007892	6.33518E-05	0.000824	0.040759	0.000196	0.0583661	0.000783	3.92902E-06	0.000935
	August	150.7960	50.7968	0.093119	0.004735	0.023311	0.0037404	0.068122	2.888514	0.000420	4.1527E-04	0.0126914	1.6299E-03	0.0014238	6.58072E-05	0.001161	0.050430	0.000565	0.0533401	0.000892	6.21164E-06	0.001238
	September	128.9504	46.2351	0.109733	0.003895	0.023586	0.0056765	0.067416	3.060029	0.000326	2.4333E-04	0.0056020	1.2959E-03	0.0014668	4.97670E-05	0.000687	0.032092	0.000235	0.0578722	0.000579	4.57812E-06	0.001064
	October	159.6970	53.5657	0.107511	0.003387	0.017196	0.0099209	0.069814	2.951009	0.000139	8.1325E-05	0.0225835	1.4190E-03	0.0015187	3.75798E-05	0.000967	0.054528	0.000425	0.0799227	0.000751	4.50391E-06	0.001199
	November	222.2874	60.3369	0.122872	0.002351	0.012130	0.0029206	0.093267	2.358293	0.000176	1.7118E-04	0.0120772	1.1716E-03	0.0010564	4.28231E-05	0.001109	0.034555	0.002839	0.0919520	0.001000	2.26750E-05	0.001127
	December	222.8653	62.0106	0.115383	0.003647	0.010868	0.0077648	0.082306	3.775915	0.000165	1.5894E-04	0.0107665	1.3083E-03	0.0010779	2.40453E-05	0.001161	0.021273	0.000523	0.0554082	0.001053	4.37194E-06	0.000988
Year 29	January	274.0956	74.6721	0.128459	0.002822	0.035744	0.0121771	0.103187	4.194013	0.000309	3.8183E-04	0.0080711	1.4946E-03	0.0012023	3.18221E-05	0.001375	0.022254	0.000830	0.0877816	0.002287	4.91107E-06	0.001037
	February	278.9050	81.4054	0.138606	0.003083	0.020066	0.0126066	0.108524	4.423500	0.000183	1.7562E-04	0.0149440	1.6735E-03	0.0014559	2.80524E-05	0.001518	0.027907	0.000932	0.1109111	0.001520	5.30653E-06	0.001236
	March	265.4278	85.1655	0.014310	0.003526	0.023474	0.0185285	0.120210	5.460268	0.000151	3.9181E-04	0.0240191	2.0782E-03	0.0016675	2.36154E-05	0.001844	0.327901	0.001157	0.1811714	0.001813	5.83202E-06	0.000455
	April	301.1476	68.6315	0.192815	0.003290	0.019251	0.0091538	0.129989	3.020934	0.000219	2.4285E-04	0.0126896	1.1732E-03	0.0010435	8.65632E-05	0.001056	0.067355	0.000246	0.0767275	0.001275	4.85274E-06	0.001592
	May	127.9473	39.2275	0.111029	0.003735	0.006339	0.0190156	0.079982	2.705707	0.000322	4.5217E-04	0.0107329	9.6936E-04	0.0019383	8.55019E-05	0.001530	0.090180	0.000111	0.0737151	0.001533	4.74733E-06	0.001008
	June	153.8504	47.4705	0.091046	0.004082	0.019531	0.0072416	0.090268	2.645160	0.000557	4.4165E-04	0.0188167	7.0744E-04	0.0017335	9.19445E-05	0.001198	0.072676	0.000193	0.0652510	0.000802	6.09022E-06	0.001053
	July	169.7141	44.6033	0.051175	0.003224	0.005225	0.0060504	0.079512	2.028861	0.000446	5.2587E-04	0.0096757	1.1636E-03	0.0007892	6.33518E-05	0.000824	0.040759	0.000196	0.0583661	0.000783	3.92902E-06	0.000935
	August	150.7960	50.7968	0.088055	0.004619	0.022671	0.0037404	0.068122	2.888514	0.000420	4.1527E-04	0.0126914	1.6299E-03	0.0014238	6.58072E-05	0.001161	0.050430	0.000565	0.0533401	0.000892	6.21164E-06	0.001238
	September	128.9504	46.2351	0.104438	0.003773	0.022916	0.0056765	0.067416	3.060029	0.000326	2.4333E-04	0.0056020	1.2959E-03	0.0014668	4.97670E-05	0.000687	0.032092	0.000235	0.0578722	0.000579	4.57812E-06	0.001064
	October	159.6970	53.5657	0.103890	0.003304	0.016770	0.0099209	0.069814	2.951009	0.000139	8.1325E-05	0.0225835	1.4190E-03	0.0015187	3.75798E-05	0.000967	0.054528	0.000425	0.0799227	0.000751	4.50391E-06	0.001199
	November	222.2874	60.3369	0.122872	0.002351	0.012130	0.0029206	0.093267	2.358293	0.000176	1.7118E-04	0.0120772	1.1716E-03	0.0010564	4.28231E-05	0.001109	0.034555	0.002839	0.0919520	0.001000	2.26750E-05	0.001127
	December	222.8653	62.0106	0.115383	0.003647	0.010868	0.0077648	0.082306	3.775915	0.000165	1.5894E-04	0.0107665	1.3083E-03	0.0010779	2.40453E-05	0.001161	0.021273	0.000523	0.0554082	0.001053	4.37194E-06	0.000988
Year 30	January	274.0956	74.6721	0.128459	0.002822	0.035744	0.0121771	0.103187	4.194013	0.000309	3.8183E-04	0.0080711	1.4946E-03	0.0012023	3.18221E-05	0.001375	0.022254	0.000830	0.0877816	0.002287	4.91107E-06	0.001037
	February	278.9050	81.4054	0.138606	0.003083	0.020066	0.0126066	0.108524	4.423500	0.000183	1.7562E-04	0.0149440	1.6735E-03	0.0014559	2.80524E-05	0.001518	0.027907	0.000932	0.1109111	0.001520	5.30653E-06	0.001236
	March	265.4278	85.1655	0.014310	0.003526	0.023474	0.0185285	0.120210	5.460268	0.000151	3.9181E-04	0.0240191	2.0782E-03	0.0016675	2.36154E-05	0.001844	0.327901	0.001157	0.1811714	0.001813	5.83202E-06	0.000455
	April	301.1476	68.6315	0.190120	0.003228	0.018910	0.0091538	0.129989	3.02093													

		Uranium (U) Total	Zinc (Zn) Total	Dissolved Organic Carbon
		mg/L	mg/L	mg/L
Year 27	January	0.004577	0.001451	1.336913
	February	0.004382	0.001773	0.147215
	March	0.003392	0.004615	0.686446
	April	0.006246	0.006775	0.868633
	May	0.003723	0.013189	1.868313
	June	0.003153	0.005095	1.571825
	July	0.003112	0.003170	1.288311
	August	0.003683	0.005041	1.569672
	September	0.003480	0.001562	0.474562
	October	0.003387	0.001332	0.231433
	November	0.003381	0.001994	0.463002
	December	0.003426	0.001074	0.683405
Year 28	January	0.004577	0.001451	1.336913
	February	0.004382	0.001773	0.147215
	March	0.003392	0.004615	0.686446
	April	0.006246	0.006775	0.868633
	May	0.003723	0.013189	1.868313
	June	0.003153	0.005095	1.571825
	July	0.003112	0.003170	1.288311
	August	0.003683	0.005041	1.569672
	September	0.003480	0.001562	0.474562
	October	0.003387	0.001332	0.231433
	November	0.003381	0.001994	0.463002
	December	0.003426	0.001074	0.683405
Year 29	January	0.004577	0.001451	1.336913
	February	0.004382	0.001773	0.147215
	March	0.003392	0.004615	0.686446
	April	0.006246	0.006775	0.868633
	May	0.003723	0.013189	1.868313
	June	0.003153	0.005095	1.571825
	July	0.003112	0.003170	1.288311
	August	0.003683	0.005041	1.569672
	September	0.003480	0.001562	0.474562
	October	0.003387	0.001332	0.231433
	November	0.003381	0.001994	0.463002
	December	0.003426	0.001074	0.683405
Year 30	January	0.004577	0.001451	1.336913
	February	0.004382	0.001773	0.147215
	March	0.003392	0.004615	0.686446
	April	0.006246	0.006775	0.868633
	May	0.003723	0.013189	1.868313
	June	0.003153	0.005095	1.571825
	July	0.003112	0.003170	1.288311
	August	0.003683	0.005041	1.569672
	September	0.003480	0.001562	0.474562
	October	0.003387	0.001332	0.231433
	November	0.003381	0.001994	0.463002
	December	0.003426	0.001074	0.683405

		Hardness (from Total)	Sulphate dissolved	Nitrate (N)	Nitrite (N)	Ammonia (N)	Phosphorus (P)	Fluoride (F)	Chloride (Cl)	Cyanide Total	Cyanide Weak Acid Dissociable	Aluminum (Al) Total	Antimony (Sb) Total	Arsenic (As) Total	Cadmium (Cd) Total	Copper (Cu) Total	Iron (Fe) Total	Lead (Pb) Total	Manganese (Mn) Total	Nickel (Ni) Total	Silver (Ag) Total	Selenium (Se) Total	
		mg/L	mg/L	mg/L	mg/L	mg/L	mg/L	mg/L	mg/L	mg/L	mg/L	mg/L	mg/L	mg/L	mg/L	mg/L	mg/L	mg/L	mg/L	mg/L	mg/L	mg/L	mg/L
Year 31	January	274.0956	74.6721	0.128459	0.002822	0.035744	0.0121771	0.103187	4.194013	0.000309	3.8183E-04	0.0080711	1.4946E-03	0.0012023	3.18221E-05	0.001375	0.022254	0.000830	0.0877816	0.002287	4.91107E-06	0.001037	
	February	278.9050	81.4054	0.138606	0.003083	0.020066	0.0126066	0.108524	4.423500	0.000183	1.7562E-04	0.0149440	1.6735E-03	0.0014559	2.80524E-05	0.001518	0.027907	0.000932	0.1109111	0.001520	5.30653E-06	0.001236	
	March	265.4278	85.1655	0.014310	0.003526	0.023474	0.0185285	0.120210	5.460268	0.000151	3.9181E-04	0.0240191	2.0782E-03	0.0016675	2.36154E-05	0.001844	0.327901	0.001157	0.1811714	0.001813	5.83202E-06	0.000455	
	April	301.1476	68.6315	0.187597	0.003170	0.018591	0.0091538	0.129989	3.020934	0.000219	2.4285E-04	0.0126896	1.1732E-03	0.0010435	8.65632E-05	0.001056	0.067355	0.000246	0.0767275	0.001275	4.85274E-06	0.001592	
	May	127.9473	39.2275	0.101047	0.003506	0.005914	0.0190156	0.079982	2.705707	0.000322	4.5217E-04	0.0107329	9.6936E-04	0.0019383	8.55019E-05	0.001530	0.090180	0.000111	0.0737151	0.001533	4.74733E-06	0.001008	
	June	153.8504	47.4705	0.081227	0.003840	0.018199	0.0072416	0.090268	2.645160	0.000557	4.4165E-04	0.0188167	7.0744E-04	0.0017335	9.19445E-05	0.001198	0.072676	0.000193	0.0652510	0.000802	6.09022E-06	0.001053	
	July	169.7141	44.6033	0.045587	0.003051	0.004907	0.0060504	0.079512	2.028861	0.000446	5.2587E-04	0.0096757	1.1636E-03	0.0007892	6.33518E-05	0.000824	0.040759	0.000196	0.0583661	0.000783	3.92902E-06	0.000935	
	August	150.7960	50.7968	0.078881	0.004408	0.021511	0.0037404	0.068122	2.888514	0.000420	4.1527E-04	0.0126914	1.6299E-03	0.0014238	6.58072E-05	0.001161	0.050430	0.000565	0.0533401	0.000892	6.21164E-06	0.001238	
	September	128.9504	46.2351	0.094847	0.003553	0.021703	0.0056765	0.067416	3.060029	0.000326	2.4333E-04	0.0056020	1.2959E-03	0.0014668	4.97670E-05	0.000687	0.032092	0.000235	0.0578722	0.000579	4.57812E-06	0.001064	
	October	159.6970	53.5657	0.097332	0.003153	0.016000	0.0099209	0.069814	2.951009	0.000139	8.1325E-05	0.0225835	1.4190E-03	0.0015187	3.75798E-05	0.000967	0.054528	0.000425	0.0799227	0.000751	4.50391E-06	0.001199	
	November	222.2874	60.3369	0.122872	0.002351	0.012130	0.0029206	0.093267	2.358293	0.000176	1.7118E-04	0.0120772	1.1716E-03	0.0010564	4.28231E-05	0.001109	0.034555	0.002839	0.0919520	0.001000	2.26750E-05	0.001127	
	December	222.8653	62.0106	0.115383	0.003647	0.010868	0.0077648	0.082306	3.775915	0.000165	1.5894E-04	0.0107665	1.3083E-03	0.0010779	2.40453E-05	0.001161	0.021273	0.000523	0.0554082	0.001053	4.37194E-06	0.000988	
Year 32	January	274.0956	74.6721	0.128459	0.002822	0.035744	0.0121771	0.103187	4.194013	0.000309	3.8183E-04	0.0080711	1.4946E-03	0.0012023	3.18221E-05	0.001375	0.022254	0.000830	0.0877816	0.002287	4.91107E-06	0.001037	
	February	278.9050	81.4054	0.138606	0.003083	0.020066	0.0126066	0.108524	4.423500	0.000183	1.7562E-04	0.0149440	1.6735E-03	0.0014559	2.80524E-05	0.001518	0.027907	0.000932	0.1109111	0.001520	5.30653E-06	0.001236	
	March	265.4278	85.1655	0.014310	0.003526	0.023474	0.0185285	0.120210	5.460268	0.000151	3.9181E-04	0.0240191	2.0782E-03	0.0016675	2.36154E-05	0.001844	0.327901	0.001157	0.1811714	0.001813	5.83202E-06	0.000455	
	April	301.1476	68.6315	0.185236	0.003116	0.018293	0.0091538	0.129989	3.020934	0.000219	2.4285E-04	0.0126896	1.1732E-03	0.0010435	8.65632E-05	0.001056	0.067355	0.000246	0.0767275	0.001275	4.85274E-06	0.001592	
	May	127.9473	39.2275	0.096531	0.003402	0.005722	0.0190156	0.079982	2.705707	0.000322	4.5217E-04	0.0107329	9.6936E-04	0.0019383	8.55019E-05	0.001530	0.090180	0.000111	0.0737151	0.001533	4.74733E-06	0.001008	
	June	153.8504	47.4705	0.076785	0.003731	0.017597	0.0072416	0.090268	2.645160	0.000557	4.4165E-04	0.0188167	7.0744E-04	0.0017335	9.19445E-05	0.001198	0.072676	0.000193	0.0652510	0.000802	6.09022E-06	0.001053	
	July	169.7141	44.6033	0.043060	0.002973	0.004762	0.0060504	0.079512	2.028861	0.000446	5.2587E-04	0.0096757	1.1636E-03	0.0007892	6.33518E-05	0.000824	0.040759	0.000196	0.0583661	0.000783	3.92902E-06	0.000935	
	August	150.7960	50.7968	0.074732	0.004313	0.020986	0.0037404	0.068122	2.888514	0.000420	4.1527E-04	0.0126914	1.6299E-03	0.0014238	6.58072E-05	0.001161	0.050430	0.000565	0.0533401	0.000892	6.21164E-06	0.001238	
	September	128.9504	46.2351	0.090509	0.003453	0.021155	0.0056765	0.067416	3.060029	0.000326	2.4333E-04	0.0056020	1.2959E-03	0.0014668	4.97670E-05	0.000687	0.032092	0.000235	0.0578722	0.000579	4.57812E-06	0.001064	
	October	159.6970	53.5657	0.094366	0.003085	0.015651	0.0099209	0.069814	2.951009	0.000139	8.1325E-05	0.0225835	1.4190E-03	0.0015187	3.75798E-05	0.000967	0.054528	0.000425	0.0799227	0.000751	4.50391E-06	0.001199	
	November	222.2874	60.3369	0.122872	0.002351	0.012130	0.0029206	0.093267	2.358293	0.000176	1.7118E-04	0.0120772	1.1716E-03	0.0010564	4.28231E-05	0.001109	0.034555	0.002839	0.0919520	0.001000	2.26750E-05	0.001127	
	December	222.8653	62.0106	0.115383	0.003647	0.010868	0.0077648	0.082306	3.775915	0.000165	1.5894E-04	0.0107665	1.3083E-03	0.0010779	2.40453E-05	0.001161	0.021273	0.000523	0.0554082	0.001053	4.37194E-06	0.000988	
Year 33	January	274.0956	74.6721	0.128459	0.002822	0.035744	0.0121771	0.103187	4.194013	0.000309	3.8183E-04	0.0080711	1.4946E-03	0.0012023	3.18221E-05	0.001375	0.022254	0.000830	0.0877816	0.002287	4.91107E-06	0.001037	
	February	278.9050	81.4054	0.138606	0.003083	0.020066	0.0126066	0.108524	4.423500	0.000183	1.7562E-04	0.0149440	1.6735E-03	0.0014559	2.80524E-05	0.001518	0.027907	0.000932	0.1109111	0.001520	5.30653E-06	0.001236	
	March	265.4278	85.1655	0.014310	0.003526	0.023474	0.0185285	0.120210	5.460268	0.000151	3.9181E-04	0.0240191	2.0782E-03	0.0016675	2.36154E-05	0.001844	0.327901	0.001157	0.1811714	0.001813	5.83202E-06	0.000455	
	April	301.1476	68.6315	0.183027	0.003065	0.018014	0.0091538	0.129989	3.020934	0.000219	2.4285E-04	0.0126896	1.1732E-03	0.0010435	8.65632E-05	0.001056	0.067355	0.000246	0.0767275	0.001275	4.85274E-06	0.001592	
	May	127.9473	39.2275	0.092306	0.003305	0.005543	0.0190156	0.079982	2.705707	0.000322	4.5217E-04	0.0107329	9.6936E-04	0.0019383	8.55019E-05	0.001530	0.090180	0.000111	0.0737151	0.001533	4.74733E-06	0.001008	
	June	153.8504	47.4705	0.072629	0.003628	0.017033	0.0072416	0.090268	2.645160	0.000557	4.4165E-04	0.0188167	7.0744E-04	0.0017335	9.19445E-05	0.001198	0.072676	0.000193	0.0652510	0.000802	6.09022E-06	0.001053	
	July	169.7141	44.6033	0.040694	0.002899	0.004628	0.0060504	0.079512	2.028861	0.000446	5.2587E-04	0.0096757	1.1636E-03	0.0007892	6.33518E-05	0.000824	0.040759	0.000196	0.0583661	0.000783	3.92902E-06	0.000935	
	August	150.7960	50.7968	0.070849	0.004223	0.020495	0.0037404	0.068122	2.888514	0.000420	4.1527E-04	0.0126914	1.6299E-03	0.0014238	6.58072E-05	0.001161	0.050430	0.000565	0.0533401	0.000892	6.21164E-06	0.001238	
	September	128.9504	46.2351	0.086450	0.003360	0.020642	0.0056765	0.067416	3.060029	0.000326	2.4333E-04	0.0056020	1.2959E-03	0.0014668	4.97670E-05	0.000687	0.032092	0.000235	0.0578722	0.000579	4.57812E-06	0.001064	
	October	159.6970	53.5657	0.091590	0.003021	0.015325	0.0099209	0.069814	2.951009	0.000139	8.1325E-05	0.0225835	1.4190E-03	0.0015187	3.75798E-05	0.000967	0.054528	0.000425	0.0799227	0.000751	4.50391E-06	0.001199	
	November	222.2874	60.3369	0.122872	0.002351	0.012130	0.0029206	0.093267	2.358293	0.000176	1.7118E-04	0.0120772	1.1716E-03	0.0010564	4.28231E-05	0.001109	0.034555	0.002839	0.0919520	0.001000	2.26750E-05	0.001127	
	December	222.8653	62.0106	0.115383	0.003647	0.010868	0.0077648	0.082306	3.775915	0.000165	1.5894E-04	0.0107665	1.3083E-03	0.0010779	2.40453E-05	0.001161	0.021273	0.000523	0.0554082	0.001053	4.37194E-06	0.000988	
Year 34	January	274.0956	74.6721	0.128459	0.002822	0.035744	0.0121771	0.103187	4.194013	0.000309	3.8183E-04	0.0080711	1.4946E-03	0.0012023	3.18221E-05	0.001375	0.022254	0.000830	0.0877816	0.002287	4.91107E-06	0.001037	
	February	278.9050	81.4054	0.138606	0.003083	0.020066	0.0126066	0.108524	4.423500	0.000183	1.7562E-04	0.0149440	1.6735E-03	0.0014559	2.80524E-05	0.001518	0.027907	0.000932	0.1109111	0.001520	5.30653E-06	0.001236	
	March	265.4278	85.1655	0.014310	0.003526	0.023474	0.0185285	0.120210	5.460268	0.000151	3.9181E-04	0.0240191	2.0782E-03	0.0016675	2.36154E-05	0.001844	0.327901	0.001157	0.1811714	0.001813	5.83202E-06	0.000455	
	April	301.1476	68.6315	0.180960	0.003017	0.017752	0.0091538	0.129989															

		Uranium (U) Total	Zinc (Zn) Total	Dissolved Organic Carbon
		mg/L	mg/L	mg/L
Year 31	January	0.004577	0.001451	1.336913
	February	0.004382	0.001773	0.147215
	March	0.003392	0.004615	0.686446
	April	0.006246	0.006775	0.868633
	May	0.003723	0.013189	1.868313
	June	0.003153	0.005095	1.571825
	July	0.003112	0.003170	1.288311
	August	0.003683	0.005041	1.569672
	September	0.003480	0.001562	0.474562
	October	0.003387	0.001332	0.231433
	November	0.003381	0.001994	0.463002
	December	0.003426	0.001074	0.683405
Year 32	January	0.004577	0.001451	1.336913
	February	0.004382	0.001773	0.147215
	March	0.003392	0.004615	0.686446
	April	0.006246	0.006775	0.868633
	May	0.003723	0.013189	1.868313
	June	0.003153	0.005095	1.571825
	July	0.003112	0.003170	1.288311
	August	0.003683	0.005041	1.569672
	September	0.003480	0.001562	0.474562
	October	0.003387	0.001332	0.231433
	November	0.003381	0.001994	0.463002
	December	0.003426	0.001074	0.683405
Year 33	January	0.004577	0.001451	1.336913
	February	0.004382	0.001773	0.147215
	March	0.003392	0.004615	0.686446
	April	0.006246	0.006775	0.868633
	May	0.003723	0.013189	1.868313
	June	0.003153	0.005095	1.571825
	July	0.003112	0.003170	1.288311
	August	0.003683	0.005041	1.569672
	September	0.003480	0.001562	0.474562
	October	0.003387	0.001332	0.231433
	November	0.003381	0.001994	0.463002
	December	0.003426	0.001074	0.683405
Year 34	January	0.004577	0.001451	1.336913
	February	0.004382	0.001773	0.147215
	March	0.003392	0.004615	0.686446
	April	0.006246	0.006775	0.868633
	May	0.003723	0.013189	1.868313
	June	0.003153	0.005095	1.571825
	July	0.003112	0.003170	1.288311
	August	0.003683	0.005041	1.569672
	September	0.003480	0.001562	0.474562
	October	0.003387	0.001332	0.231433
	November	0.003381	0.001994	0.463002
	December	0.003426	0.001074	0.683405

		Hardness (from Total)	Sulphate dissolved	Nitrate (N)	Nitrite (N)	Ammonia (N)	Phosphorus (P)	Fluoride (F)	Chloride (Cl)	Cyanide Total	Cyanide Weak Acid Dissociable	Aluminum (Al) Total	Antimony (Sb) Total	Arsenic (As) Total	Cadmium (Cd) Total	Copper (Cu) Total	Iron (Fe) Total	Lead (Pb) Total	Manganese (Mn) Total	Nickel (Ni) Total	Silver (Ag) Total	Selenium (Se) Total	
		mg/L	mg/L	mg/L	mg/L	mg/L	mg/L	mg/L	mg/L	mg/L	mg/L	mg/L	mg/L	mg/L	mg/L	mg/L	mg/L	mg/L	mg/L	mg/L	mg/L	mg/L	mg/L
Year 35	January	274.0956	74.6721	0.128459	0.002822	0.035744	0.0121771	0.103187	4.194013	0.000309	3.8183E-04	0.0080711	1.4946E-03	0.0012023	3.18221E-05	0.001375	0.022254	0.000830	0.0877816	0.002287	4.91107E-06	0.001037	
	February	278.9050	81.4054	0.138606	0.003083	0.020066	0.0126066	0.108524	4.423500	0.000183	1.7562E-04	0.0149440	1.6735E-03	0.0014559	2.80524E-05	0.001518	0.027907	0.000932	0.1109111	0.001520	5.30653E-06	0.001236	
	March	265.4278	85.1655	0.014310	0.003526	0.023474	0.0185285	0.120210	5.460268	0.000151	3.9181E-04	0.0240191	2.0782E-03	0.0016675	2.36154E-05	0.001844	0.327901	0.001157	0.1811714	0.001813	5.83202E-06	0.000455	
	April	301.1476	68.6315	0.179026	0.002973	0.017508	0.0091538	0.129989	3.020934	0.000219	2.4285E-04	0.0126896	1.1732E-03	0.0010435	8.65632E-05	0.001056	0.067355	0.000246	0.0767275	0.001275	4.85274E-06	0.001592	
	May	127.9473	39.2275	0.084653	0.003129	0.005217	0.0190156	0.079982	2.705707	0.000322	4.5217E-04	0.0107329	9.6936E-04	0.0019383	8.55019E-05	0.001530	0.090180	0.000111	0.0737151	0.001533	4.74733E-06	0.001008	
	June	153.8504	47.4705	0.065100	0.003443	0.016013	0.0072416	0.090268	2.645160	0.000557	4.4165E-04	0.0188167	7.0744E-04	0.0017335	9.19445E-05	0.001198	0.072676	0.000193	0.0652510	0.000802	6.09022E-06	0.001053	
	July	169.7141	44.6033	0.036410	0.002767	0.004383	0.0060504	0.079512	2.028861	0.000446	5.2587E-04	0.0096757	1.1636E-03	0.0007892	6.33518E-05	0.000824	0.040759	0.000196	0.0583661	0.000783	3.92902E-06	0.000935	
	August	150.7960	50.7968	0.063817	0.004062	0.019606	0.0037404	0.068122	2.888514	0.000420	4.1527E-04	0.0126914	1.6299E-03	0.0014238	6.58072E-05	0.001161	0.050430	0.000565	0.0533401	0.000892	6.21164E-06	0.001238	
	September	128.9504	46.2351	0.079098	0.003191	0.019712	0.0056765	0.067416	3.060029	0.000326	2.4333E-04	0.0056020	1.2959E-03	0.0014668	4.97670E-05	0.000687	0.032092	0.000235	0.0578722	0.000579	4.57812E-06	0.001064	
	October	159.6970	53.5657	0.086563	0.002905	0.014734	0.0099209	0.069814	2.951009	0.000139	8.1325E-05	0.0225835	1.4190E-03	0.0015187	3.75798E-05	0.000967	0.054528	0.000425	0.0799227	0.000751	4.50391E-06	0.001199	
	November	222.2874	60.3369	0.122872	0.002351	0.012130	0.0029206	0.093267	2.358293	0.000176	1.7118E-04	0.0120772	1.1716E-03	0.0010564	4.28231E-05	0.001109	0.034555	0.002839	0.0919520	0.001000	2.26750E-05	0.001127	
	December	222.8653	62.0106	0.115383	0.003647	0.010868	0.0077648	0.082306	3.775915	0.000165	1.5894E-04	0.0107665	1.3083E-03	0.0010779	2.40453E-05	0.001161	0.021273	0.000523	0.0554082	0.001053	4.37194E-06	0.000988	
Year 36	January	274.0956	74.6721	0.128459	0.002822	0.035744	0.0121771	0.103187	4.194013	0.000309	3.8183E-04	0.0080711	1.4946E-03	0.0012023	3.18221E-05	0.001375	0.022254	0.000830	0.0877816	0.002287	4.91107E-06	0.001037	
	February	278.9050	81.4054	0.138606	0.003083	0.020066	0.0126066	0.108524	4.423500	0.000183	1.7562E-04	0.0149440	1.6735E-03	0.0014559	2.80524E-05	0.001518	0.027907	0.000932	0.1109111	0.001520	5.30653E-06	0.001236	
	March	265.4278	85.1655	0.014310	0.003526	0.023474	0.0185285	0.120210	5.460268	0.000151	3.9181E-04	0.0240191	2.0782E-03	0.0016675	2.36154E-05	0.001844	0.327901	0.001157	0.1811714	0.001813	5.83202E-06	0.000455	
	April	301.1476	68.6315	0.177216	0.002931	0.017279	0.0091538	0.129989	3.020934	0.000219	2.4285E-04	0.0126896	1.1732E-03	0.0010435	8.65632E-05	0.001056	0.067355	0.000246	0.0767275	0.001275	4.85274E-06	0.001592	
	May	127.9473	39.2275	0.081190	0.003049	0.005070	0.0190156	0.079982	2.705707	0.000322	4.5217E-04	0.0107329	9.6936E-04	0.0019383	8.55019E-05	0.001530	0.090180	0.000111	0.0737151	0.001533	4.74733E-06	0.001008	
	June	153.8504	47.4705	0.061695	0.003359	0.015551	0.0072416	0.090268	2.645160	0.000557	4.4165E-04	0.0188167	7.0744E-04	0.0017335	9.19445E-05	0.001198	0.072676	0.000193	0.0652510	0.000802	6.09022E-06	0.001053	
	July	169.7141	44.6033	0.034473	0.002707	0.004273	0.0060504	0.079512	2.028861	0.000446	5.2587E-04	0.0096757	1.1636E-03	0.0007892	6.33518E-05	0.000824	0.040759	0.000196	0.0583661	0.000783	3.92902E-06	0.000935	
	August	150.7960	50.7968	0.060636	0.003989	0.019204	0.0037404	0.068122	2.888514	0.000420	4.1527E-04	0.0126914	1.6299E-03	0.0014238	6.58072E-05	0.001161	0.050430	0.000565	0.0533401	0.000892	6.21164E-06	0.001238	
	September	128.9504	46.2351	0.075773	0.003114	0.019292	0.0056765	0.067416	3.060029	0.000326	2.4333E-04	0.0056020	1.2959E-03	0.0014668	4.97670E-05	0.000687	0.032092	0.000235	0.0578722	0.000579	4.57812E-06	0.001064	
	October	159.6970	53.5657	0.084289	0.002853	0.014467	0.0099209	0.069814	2.951009	0.000139	8.1325E-05	0.0225835	1.4190E-03	0.0015187	3.75798E-05	0.000967	0.054528	0.000425	0.0799227	0.000751	4.50391E-06	0.001199	
	November	222.2874	60.3369	0.122872	0.002351	0.012130	0.0029206	0.093267	2.358293	0.000176	1.7118E-04	0.0120772	1.1716E-03	0.0010564	4.28231E-05	0.001109	0.034555	0.002839	0.0919520	0.001000	2.26750E-05	0.001127	
	December	222.8653	62.0106	0.115383	0.003647	0.010868	0.0077648	0.082306	3.775915	0.000165	1.5894E-04	0.0107665	1.3083E-03	0.0010779	2.40453E-05	0.001161	0.021273	0.000523	0.0554082	0.001053	4.37194E-06	0.000988	

		Uranium (U) Total	Zinc (Zn) Total	Dissolved Organic Carbon
		mg/L	mg/L	mg/L
Year 35	January	0.004577	0.001451	1.336913
	February	0.004382	0.001773	0.147215
	March	0.003392	0.004615	0.686446
	April	0.006246	0.006775	0.868633
	May	0.003723	0.013189	1.868313
	June	0.003153	0.005095	1.571825
	July	0.003112	0.003170	1.288311
	August	0.003683	0.005041	1.569672
	September	0.003480	0.001562	0.474562
	October	0.003387	0.001332	0.231433
	November	0.003381	0.001994	0.463002
	December	0.003426	0.001074	0.683405
Year 36	January	0.004577	0.001451	1.336913
	February	0.004382	0.001773	0.147215
	March	0.003392	0.004615	0.686446
	April	0.006246	0.006775	0.868633
	May	0.003723	0.013189	1.868313
	June	0.003153	0.005095	1.571825
	July	0.003112	0.003170	1.288311
	August	0.003683	0.005041	1.569672
	September	0.003480	0.001562	0.474562
	October	0.003387	0.001332	0.231433
	November	0.003381	0.001994	0.463002
	December	0.003426	0.001074	0.683405

		Hardness (from Total)	Sulphate dissolved	Nitrate (N)	Nitrite (N)	Ammonia (N)	Phosphorus (P)	Fluoride (F)	Chloride (Cl)	Cyanide Total	Cyanide Weak Acid Dissociable	Aluminum (Al) Total	Antimony (Sb) Total	Arsenic (As) Total	Cadmium (Cd) Total	Copper (Cu) Total	Iron (Fe) Total	Lead (Pb) Total	Manganese (Mn) Total	Nickel (Ni) Total	Silver (Ag) Total	Selenium (Se) Total
		mg/L	mg/L	mg/L	mg/L	mg/L	mg/L	mg/L	mg/L	mg/L	mg/L	mg/L	mg/L	mg/L	mg/L	mg/L	mg/L	mg/L	mg/L	mg/L	mg/L	mg/L
Year -2	January	271.00000	36.70000	0.209000	0.001000	0.035800	0.0034000	0.100000	0.820000	0.000500	6.2000E-04	0.0030500	2.6000E-05	0.0005310	4.90000E-05	0.000305	0.085800	0.000031	0.0468000	0.001830	2.50000E-06	0.001560
	February	259.00000	37.30000	0.216000	0.001000	0.011700	0.0028000	0.100000	0.550000	0.000250	2.5000E-04	0.0096400	3.0000E-05	0.0007930	5.40000E-05	0.000355	0.175000	0.000091	0.0559000	0.001000	2.50000E-06	0.001350
	March	266.00000	36.50000	0.217000	0.001000	0.005800	0.0056000	0.100000	0.520000	0.000250	5.0000E-04	0.0090900	3.2000E-05	0.0005630	4.40000E-05	0.000246	0.105000	0.000033	0.0434000	0.000942	2.50000E-06	0.001420
	April	255.00000	34.00000	0.164000	0.001000	0.006500	0.0021000	0.110000	0.430000	0.000250	2.5000E-04	0.0050000	2.5000E-05	0.0003710	3.29000E-05	0.000265	0.035700	0.000025	0.0234000	0.000860	2.50000E-06	0.001150
	May	105.30000	12.80000	0.041600	0.001000	0.002500	0.0143000	0.074000	0.980000	0.000540	5.2000E-04	0.0579000	2.5000E-05	0.0005770	2.90000E-05	0.001490	0.243000	0.000056	0.0344000	0.001370	3.80000E-06	0.000367
	June	91.41078	15.70609	0.000859	0.000623	0.001725	0.0003519	0.063325	0.348196	0.000531	4.2309E-04	0.0096331	2.2921E-05	0.0003263	7.04196E-06	0.000555	0.045140	0.000031	0.0088483	0.000347	4.01516E-06	0.000389
	July	178.08186	31.08377	0.003831	0.000760	0.024354	0.0033586	0.083697	0.352132	0.000322	4.5091E-04	0.0039682	5.7302E-05	0.0004418	8.72965E-06	0.000263	0.026199	0.000006	0.1189666	0.000521	1.90680E-06	0.000235
	August	118.87016	22.35870	0.007716	0.001783	0.034594	0.0025640	0.049494	0.496445	0.000333	3.0475E-04	0.0034212	1.2519E-04	0.0010268	8.56431E-05	0.000329	0.343482	0.000053	0.0667622	0.000646	3.17772E-06	0.000247
	September	125.79612	21.83783	0.028003	0.000985	0.011686	0.0057804	0.059314	0.541567	0.000385	3.3458E-04	0.0057491	2.8814E-05	0.0003899	1.56963E-05	0.000260	0.040905	0.000034	0.0531970	0.000477	1.47989E-06	0.000318
	October	105.67658	21.94661	0.052888	0.000359	0.009716	0.0042158	0.041911	0.286174	0.000058	6.7364E-05	0.0110910	1.2786E-05	0.0003603	6.18668E-05	0.000361	0.055233	0.000031	0.0350517	0.000342	8.97581E-07	0.000566
	November	127.75572	26.90089	0.086082	0.000404	0.030531	0.0011978	0.055304	0.086172	0.000067	6.6689E-05	0.0038341	2.7350E-05	0.0003017	2.84245E-05	0.000212	0.048906	0.001280	0.0451400	0.000453	1.16323E-05	0.000610
	December	140.20651	30.25544	0.080549	0.002056	0.019831	0.0019632	0.053201	0.379567	0.000059	5.8594E-05	0.0036793	5.1487E-05	0.0004800	2.06725E-05	0.000200	0.062641	0.000011	0.1845693	0.000724	1.03218E-06	0.000562
Year -1	January	182.78666	40.67648	0.091277	0.001479	0.047995	0.0040306	0.071599	0.507524	0.000174	2.3086E-04	0.0011737	6.2732E-05	0.0005801	3.16614E-05	0.000257	0.073909	0.000024	0.3392173	0.001523	1.25503E-06	0.000703
	February	192.13945	46.95556	0.096531	0.001749	0.043468	0.0041061	0.078298	0.411828	0.000065	6.4826E-05	0.0036559	7.6063E-05	0.0007791	3.67679E-05	0.000300	0.124989	0.000042	0.4664746	0.001187	1.37408E-06	0.000613
	March	222.11964	60.80254	0.062980	0.003876	0.021719	0.0078490	0.096695	0.447844	0.000045	1.7241E-04	0.0044454	1.6362E-04	0.0012993	3.04382E-05	0.000349	1.248218	0.000019	1.4418605	0.002004	1.39367E-06	0.000384
	April	245.88860	45.11724	0.120872	0.001165	0.018350	0.0034597	0.103437	0.368400	0.000151	1.5830E-04	0.0030615	4.1794E-05	0.0006067	2.63459E-05	0.000248	0.202206	0.000003	0.2474111	0.000944	1.91910E-06	0.000861
	May	97.44383	16.54062	0.024481	0.000721	0.004191	0.0124428	0.068191	0.853749	0.000435	4.5620E-04	0.0430454	1.8696E-05	0.0006189	1.99401E-05	0.001323	0.273384	0.000037	0.0432628	0.001301	3.02243E-06	0.000266
	June	113.09219	22.89887	0.000962	0.000765	0.009922	0.0005029	0.069798	0.400973	0.000547	4.3558E-04	0.0099263	2.5474E-05	0.0004021	7.56147E-06	0.000573	0.046510	0.000032	0.0230283	0.000380	4.22221E-06	0.000401
	July	145.17463	22.80616	0.004701	0.000695	0.007642	0.0011353	0.068374	0.175819	0.000410	5.7362E-04	0.0048919	3.6429E-05	0.0003226	9.16539E-06	0.000304	0.033193	0.000008	0.0408520	0.000440	1.74536E-06	0.000294
	August	107.89037	17.34976	0.008363	0.001867	0.018102	0.0015167	0.045139	0.456285	0.000369	3.3752E-04	0.0034359	1.2511E-04	0.0006341	3.90227E-05	0.000355	0.186399	0.000046	0.0386488	0.000503	3.25058E-06	0.000271
	September	110.20489	17.30036	0.030261	0.000765	0.007371	0.0035417	0.054004	0.511958	0.000418	3.6385E-04	0.0062117	2.4938E-05	0.0003584	1.68257E-05	0.000278	0.044430	0.000037	0.0342180	0.000412	1.39063E-06	0.000344
	October	94.25158	18.27415	0.051575	0.000329	0.007872	0.0031767	0.037766	0.252609	0.000060	7.0533E-05	0.0115554	1.1753E-05	0.0003366	4.65451E-05	0.000295	0.057816	0.000032	0.0286831	0.000293	8.22186E-07	0.000518
	November	125.30225	25.54335	0.086818	0.000394	0.027421	0.0010782	0.054348	0.076123	0.000068	6.7856E-05	0.0038439	2.6587E-05	0.0003010	2.74033E-05	0.000206	0.049430	0.001300	0.0426408	0.000440	1.17921E-05	0.000609
	December	140.20651	30.25544	0.080549	0.002056	0.019831	0.0019632	0.053201	0.379567	0.000059	5.8594E-05	0.0036793	5.1487E-05	0.0004800	2.06725E-05	0.000200	0.062641	0.000011	0.1845693	0.000724	1.03218E-06	0.000562
Year 1	January	234.13946	60.55601	0.237905	0.005547	0.042259	0.0030975	0.088857	0.362451	0.000515	5.7882E-04	0.0531351	8.3552E-04	0.0011534	2.37413E-04	0.000442	0.057824	0.000361	0.1461507	0.003129	3.93779E-06	0.002072
	February	232.20358	61.71727	0.251624	0.005565	0.026161	0.0028219	0.091005	0.170674	0.000400	3.9022E-04	0.0547193	8.3971E-04	0.0013073	2.40466E-04	0.000447	0.059854	0.000365	0.1512417	0.002334	3.94767E-06	0.001938
	March	192.10890	51.26388	0.134325	0.005481	0.027133	0.0057642	0.095903	0.165564	0.000365	6.1003E-04	0.0614675	8.6077E-04	0.0013613	2.49463E-04	0.000488	0.226724	0.000379	0.2033443	0.002547	3.55937E-06	0.001210
	April	292.57618	67.77515	0.262363	0.005518	0.025046	0.0028954	0.126361	0.371407	0.000452	4.6543E-04	0.0565897	7.9900E-04	0.0010919	2.29808E-04	0.000455	0.066797	0.000320	0.1469689	0.002246	4.68279E-06	0.002069
	May	138.21232	46.38523	0.152793	0.005635	0.020073	0.0120794	0.077682	0.664732	0.000567	6.6926E-04	0.0593881	8.2735E-04	0.0011931	2.23548E-04	0.001061	0.097281	0.000319	0.1608114	0.002513	4.49569E-06	0.001319
	June	157.94738	53.52933	0.135989	0.005867	0.023056	0.0035501	0.085879	0.431077	0.000770	6.6013E-04	0.0640907	8.5575E-04	0.0011012	2.30247E-04	0.000701	0.075572	0.000334	0.1540657	0.001910	5.76967E-06	0.001433
	July	173.36742	53.27110	0.120740	0.005571	0.019462	0.0030351	0.077949	0.241039	0.000645	6.9623E-04	0.0554059	8.3655E-04	0.0010416	2.13301E-04	0.000464	0.064580	0.000315	0.1495432	0.001869	4.24736E-06	0.001325
	August	147.34811	52.32403	0.140205	0.006445	0.026393	0.0021656	0.062811	0.527377	0.000639	6.2908E-04	0.0574405	9.2189E-04	0.0010313	2.15780E-04	0.000594	0.064792	0.000375	0.1451554	0.001935	5.40528E-06	0.001405
	September	126.05176	46.21976	0.152931	0.005457	0.025557	0.0024460	0.061846	0.581934	0.000541	4.6690E-04	0.0527227	8.0379E-04	0.0010044	2.04850E-04	0.000310	0.059876	0.000313	0.1425731	0.001604	3.76249E-06	0.001296
	October	140.41976	49.80521	0.162670	0.005434	0.022726	0.0038381	0.061268	0.329677	0.000379	3.2877E-04	0.0609190	8.1410E-04	0.0011275	2.00334E-04	0.000320	0.061752	0.000329	0.1479739	0.001707	3.62340E-06	0.001460
	November	200.62529	57.41698	0.228392	0.005640	0.023228	0.0015793	0.085585	0.125971	0.000401	3.9086E-04	0.0556779	8.4903E-04	0.0011829	2.36329E-04	0.000432	0.063707	0.002341	0.1641608	0.002018	2.06462E-05	0.001834
	December	191.65952	53.88311	0.221416	0.006462	0.021837	0.0023337	0.071856	0.443958	0.000381	3.7142E-04	0.0541721	8.3024E-04	0.0011173	2.19943E-04	0.000366	0.055923	0.000328	0.1365529	0.001997	3.78213E-06	0.001806
Year 2	January	234.09079	60.54608	0.237868	0.005546	0.042251	0.0030975	0.088845	0.362306	0.000515	5.7865E-04	0.0531399	8.3552E-04	0.0011534	2.37374E-04	0.000442	0.057804	0.000361	0.1461304	0.003129	3.94255E-06	0.002072
	February	232.14068	61.70391	0.251574	0.005565	0.026155	0.0028219	0.090991	0.170457	0.000400	3.9012E-04	0.0547294	8.3972E-04	0.0013072	2.40402E-04	0.000448	0.059818	0.000365	0.1512040	0.002334	3.95472E-06	0.001938
	March	192.02291	51.24661	0.134287	0.005480	0.027129	0.0057641	0.095886	0.165420	0.000364	6.0991E-04	0.0614841	8.6078E-04	0.0013612	2.49401E-04	0.000488	0.226447	0.000379	0.2033011	0.002547	3.56895E-06	0.001209
	April	292.67881	67.88305	0.																		

		Uranium (U) Total	Zinc (Zn) Total	Dissolved Organic Carbon
		mg/L	mg/L	mg/L
Year -2	January	0.004980	0.006220	1.700000
	February	0.004950	0.007550	0.250000
	March	0.005140	0.004850	0.890000
	April	0.004690	0.003800	1.180000
	May	0.001340	0.013200	3.240000
	June	0.000079	0.000696	1.640278
	July	0.001323	0.000770	1.751219
	August	0.001416	0.007277	2.215786
	September	0.001346	0.001186	1.442334
	October	0.001256	0.004073	0.508640
	November	0.002021	0.002391	0.589543
	December	0.002673	0.002028	0.994251
Year -1	January	0.003749	0.003472	1.357210
	February	0.004008	0.004614	0.510321
	March	0.005070	0.007162	1.888463
	April	0.003666	0.003107	1.199241
	May	0.000341	0.011209	2.891835
	June	0.000179	0.000726	1.776877
	July	0.000761	0.000973	1.561049
	August	0.001245	0.003353	2.194906
	September	0.001131	0.001280	1.341924
	October	0.001194	0.003300	0.452976
	November	0.001981	0.002411	0.571516
	December	0.002673	0.002028	0.994251
Year 1	January	0.007526	0.026711	1.285613
	February	0.007573	0.028782	0.142965
	March	0.006787	0.034198	0.671836
	April	0.007532	0.027725	0.871646
	May	0.004452	0.033982	1.885112
	June	0.004379	0.026702	1.419017
	July	0.004439	0.024362	1.166748
	August	0.004586	0.026423	1.417152
	September	0.004331	0.022589	0.495372
	October	0.004986	0.022453	0.301985
	November	0.005743	0.025966	0.327149
	December	0.006078	0.024040	0.530183
Year 2	January	0.007526	0.026701	1.285214
	February	0.007573	0.028762	0.142909
	March	0.006786	0.034175	0.671679
	April	0.007573	0.027717	0.870595
	May	0.004624	0.033982	1.881491
	June	0.004478	0.026701	1.417382
	July	0.004651	0.024364	1.164694
	August	0.004829	0.026433	1.414498
	September	0.004592	0.022585	0.492749
	October	0.005215	0.022455	0.300572
	November	0.005742	0.025944	0.326542
	December	0.006077	0.024026	0.529424

		Hardness (from Total)	Sulphate dissolved	Nitrate (N)	Nitrite (N)	Ammonia (N)	Phosphorus (P)	Fluoride (F)	Chloride (Cl)	Cyanide Total	Cyanide Weak Acid Dissociable	Aluminum (Al) Total	Antimony (Sb) Total	Arsenic (As) Total	Cadmium (Cd) Total	Copper (Cu) Total	Iron (Fe) Total	Lead (Pb) Total	Manganese (Mn) Total	Nickel (Ni) Total	Silver (Ag) Total	Selenium (Se) Total	
		mg/L	mg/L	mg/L	mg/L	mg/L	mg/L	mg/L	mg/L	mg/L	mg/L	mg/L	mg/L	mg/L	mg/L	mg/L	mg/L	mg/L	mg/L	mg/L	mg/L	mg/L	mg/L
Year 3	January	234.00620	60.52883	0.237804	0.005546	0.042236	0.0030976	0.088824	0.362054	0.000515	5.7837E-04	0.0531483	8.3554E-04	0.0011533	2.37305E-04	0.000443	0.057770	0.000361	0.1460952	0.003129	3.95083E-06	0.002071	
	February	232.03663	61.68182	0.251492	0.005564	0.026144	0.0028218	0.090967	0.170099	0.000400	3.8997E-04	0.0547461	8.3974E-04	0.0013069	2.40296E-04	0.000449	0.059759	0.000365	0.1511417	0.002333	3.96637E-06	0.001937	
	March	191.87475	51.21684	0.134220	0.005480	0.027122	0.0057641	0.095857	0.165174	0.000364	6.0969E-04	0.0615127	8.6080E-04	0.0013611	2.49292E-04	0.000490	0.225969	0.000379	0.2032267	0.002547	3.58545E-06	0.001209	
	April	292.69502	67.95943	0.330075	0.007075	0.033610	0.0029915	0.127066	0.472221	0.000452	4.6511E-04	0.0570012	8.1448E-04	0.0010956	2.29886E-04	0.000460	0.066523	0.000320	0.1473851	0.002249	4.73284E-06	0.002075	
	May	139.39863	47.29181	0.271222	0.008357	0.025098	0.0124762	0.080848	1.095313	0.000566	6.6815E-04	0.0607170	8.9330E-04	0.0012082	2.23892E-04	0.001072	0.096504	0.000320	0.1628683	0.002526	4.65260E-06	0.001350	
	June	158.68391	54.12352	0.257673	0.008926	0.039888	0.0037311	0.088068	0.727998	0.000768	6.5881E-04	0.0652495	9.0122E-04	0.0011122	2.30563E-04	0.000710	0.075315	0.000335	0.1554851	0.001919	5.89301E-06	0.001455	
	July	174.73825	54.30880	0.210971	0.008841	0.024598	0.0033011	0.081676	0.748293	0.000644	6.9526E-04	0.0568495	9.1398E-04	0.0010600	2.13606E-04	0.000477	0.064423	0.000317	0.1519889	0.001885	4.42108E-06	0.001362	
	August	149.02064	53.57763	0.283927	0.009745	0.044559	0.0023380	0.067260	1.129984	0.000638	6.2801E-04	0.0595983	1.0138E-03	0.0010534	2.16173E-04	0.000610	0.064700	0.000380	0.1471653	0.001953	5.60996E-06	0.001450	
	September	127.84830	47.58505	0.316272	0.009214	0.046216	0.0027401	0.066705	1.246135	0.000540	4.6582E-04	0.0537670	8.7957E-04	0.0010288	2.05034E-04	0.000323	0.059771	0.000315	0.1448514	0.001621	3.99308E-06	0.001338	
	October	142.10493	51.05724	0.293248	0.008438	0.035756	0.0042294	0.065650	0.874214	0.000378	3.2821E-04	0.0631969	8.8396E-04	0.0011495	2.00653E-04	0.000335	0.061697	0.000331	0.1504758	0.001726	3.82288E-06	0.001504	
	November	200.43705	57.37137	0.228275	0.005638	0.023215	0.0015792	0.085534	0.125419	0.000400	3.9056E-04	0.0557157	8.4904E-04	0.0011827	2.36030E-04	0.000434	0.063545	0.002341	0.1639934	0.002018	2.06690E-05	0.001833	
	December	191.50581	53.84602	0.221290	0.006459	0.021829	0.0023345	0.071838	0.443713	0.000381	3.7117E-04	0.0541999	8.3026E-04	0.0011172	2.19757E-04	0.000368	0.055868	0.000328	0.1365244	0.001996	3.80419E-06	0.001805	
Year 4	January	233.93854	60.51502	0.237752	0.005545	0.042224	0.0030976	0.088807	0.361853	0.000515	5.7814E-04	0.0531550	8.3555E-04	0.0011532	2.37251E-04	0.000444	0.057742	0.000361	0.1460670	0.003129	3.95746E-06	0.002071	
	February	231.95835	61.66520	0.251430	0.005563	0.026136	0.0028217	0.090949	0.169830	0.000399	3.8985E-04	0.0547587	8.3975E-04	0.0013068	2.40217E-04	0.000449	0.059714	0.000365	0.1510948	0.002333	3.97514E-06	0.001937	
	March	191.78074	51.19795	0.134178	0.005479	0.027118	0.0057640	0.095838	0.165017	0.000364	6.0956E-04	0.0615308	8.6081E-04	0.0013611	2.49224E-04	0.000491	0.225666	0.000379	0.2031794	0.002547	3.59592E-06	0.001209	
	April	292.86861	68.11444	0.371713	0.008032	0.038875	0.0030645	0.127624	0.549319	0.000451	4.6499E-04	0.0573003	8.2628E-04	0.0010984	2.29974E-04	0.000462	0.066423	0.000320	0.1477351	0.002251	4.76254E-06	0.002081	
	May	140.36771	47.97970	0.339362	0.009923	0.027990	0.0127751	0.083223	1.415824	0.000566	6.6777E-04	0.0617100	9.4227E-04	0.0012197	2.24247E-04	0.001080	0.096251	0.000320	0.1644249	0.002536	4.75499E-06	0.001374	
	June	159.38079	54.61775	0.327821	0.010690	0.049592	0.0038721	0.089799	0.961113	0.000768	6.5846E-04	0.0661267	9.3681E-04	0.0011207	2.30874E-04	0.000716	0.075253	0.000335	0.1566215	0.001926	5.96921E-06	0.001472	
	July	175.92125	55.13127	0.260792	0.010648	0.027437	0.0035035	0.084532	1.133035	0.000644	6.9503E-04	0.0579202	9.7265E-04	0.0010740	2.13954E-04	0.000486	0.064392	0.000318	0.1538705	0.001897	4.53698E-06	0.001391	
	August	150.31254	54.47450	0.358364	0.011456	0.053969	0.0024584	0.070364	1.547576	0.000637	6.2777E-04	0.0610622	1.0775E-03	0.0010686	2.16515E-04	0.000620	0.064686	0.000383	0.1485688	0.001966	5.73559E-06	0.001482	
	September	129.25358	48.55677	0.395881	0.011045	0.056283	0.0029401	0.070061	1.698540	0.000540	4.6563E-04	0.0544615	9.3106E-04	0.0010453	2.05295E-04	0.000331	0.059758	0.000316	0.1464232	0.001633	4.12836E-06	0.001367	
	October	143.38900	51.93385	0.354499	0.009847	0.041866	0.0044949	0.068660	1.242290	0.000378	3.2814E-04	0.0647003	9.3111E-04	0.0011643	2.00920E-04	0.000344	0.061697	0.000333	0.1521789	0.001739	3.94080E-06	0.001535	
	November	200.42318	57.36801	0.228267	0.005638	0.023214	0.0015792	0.085531	0.125378	0.000400	3.9054E-04	0.0557185	8.4904E-04	0.0011827	2.36008E-04	0.000434	0.063533	0.002341	0.1639810	0.002018	2.06707E-05	0.001833	
	December	191.50177	53.84505	0.221287	0.006459	0.021829	0.0023345	0.071837	0.443707	0.000381	3.7116E-04	0.0542006	8.3026E-04	0.0011172	2.19752E-04	0.000368	0.055866	0.000328	0.1365237	0.001996	3.80477E-06	0.001805	
Year 5	January	233.93780	60.51487	0.237752	0.005545	0.042223	0.0030976	0.088807	0.361851	0.000515	5.7813E-04	0.0531551	8.3555E-04	0.0011532	2.37250E-04	0.000444	0.057742	0.000361	0.1460666	0.003129	3.95753E-06	0.002071	
	February	231.94469	61.66230	0.251420	0.005563	0.026135	0.0028217	0.090946	0.169783	0.000399	3.8983E-04	0.0547609	8.3975E-04	0.0013067	2.40203E-04	0.000450	0.059706	0.000365	0.1510866	0.002333	3.97667E-06	0.001937	
	March	191.74394	51.19056	0.134162	0.005479	0.027116	0.0057640	0.095831	0.164956	0.000364	6.0950E-04	0.0615379	8.6081E-04	0.0013610	2.49197E-04	0.000491	0.225547	0.000379	0.2031610	0.002546	3.60002E-06	0.001208	
	April	293.00816	68.23224	0.403812	0.008770	0.042934	0.0031192	0.128044	0.607109	0.000451	4.6492E-04	0.0575227	8.3511E-04	0.0011005	2.30042E-04	0.000464	0.066361	0.000320	0.1480012	0.002253	4.78383E-06	0.002085	
	May	141.05649	48.47668	0.391843	0.011130	0.030217	0.0129915	0.084943	1.648403	0.000565	6.6743E-04	0.0624299	9.7782E-04	0.0012280	2.24488E-04	0.001085	0.096014	0.000321	0.1655501	0.002543	4.83171E-06	0.001392	
	June	159.78056	54.92309	0.377885	0.011948	0.056518	0.0039628	0.090902	1.110199	0.000767	6.5797E-04	0.0667003	9.5961E-04	0.0011262	2.31048E-04	0.000720	0.075159	0.000336	0.1573398	0.001931	6.02593E-06	0.001483	
	July	176.49941	55.56883	0.293134	0.011820	0.029278	0.0036156	0.086104	1.346908	0.000644	6.9462E-04	0.0585288	1.0053E-03	0.0010818	2.14083E-04	0.000492	0.064327	0.000319	0.1549017	0.001904	4.61021E-06	0.001407	
	August	150.90443	54.94256	0.406345	0.012557	0.060033	0.0025237	0.072052	1.777199	0.000637	6.2718E-04	0.0618952	1.1125E-03	0.0010771	2.16641E-04	0.000626	0.064633	0.000384	0.1493310	0.001973	5.81912E-06	0.001499	
	September	129.79049	49.01586	0.447177	0.012225	0.062774	0.0030439	0.071749	1.932663	0.000540	4.6496E-04	0.0548386	9.5783E-04	0.0010539	2.05287E-04	0.000336	0.059690	0.000317	0.1472156	0.001640	4.22119E-06	0.001382	
	October	143.83372	52.31412	0.392961	0.010732	0.045706	0.0046192	0.070029	1.416169	0.000377	3.2776E-04	0.0654511	9.5347E-04	0.0011714	2.00989E-04	0.000349	0.061655	0.000334	0.1529700	0.001745	4.01539E-06	0.001548	
	November	200.28645	57.33488	0.228182	0.005636	0.023205	0.0015792	0.085494	0.124977	0.000400	3.9033E-04	0.0557459	8.4905E-04	0.0011825	2.35791E-04	0.000435	0.063415	0.002341	0.1638594	0.002017	2.06872E-05	0.001832	
	December	191.38363	53.81654	0.221190	0.006456	0.021823	0.0023352	0.071824	0.443519	0.000381	3.7098E-04	0.0542220	8.3028E-04	0.0011172	2.19610E-04	0.000369	0.055824	0.000328	0.1365019	0.001996	3.82172E-06	0.001804	
Year 6	January	233.81219	60.48924	0.237656	0.005545	0.042201	0.0030977	0.088775	0.361477	0.000514	5.7770E-04	0.0531675	8.3557E-04	0.0011531	2.37148E-04	0.000445	0.057691	0.000361	0.1460143	0.003129	3.96983E-06	0.002070	
	February	231.79554	61.63063	0.251302	0.005562	0.026120	0.0028216	0.090911	0.169269	0.000399	3.8961E-04	0.0547849	8.3978E-04	0.0013064	2.40051E-04	0.000451	0.059621	0.000365	0.1509973	0.002333	3.99338E-06	0.001936	
	March	191.55426	51.15245	0.134076	0.005478	0.027107	0.0057639	0.095793	0.164640	0.000364	6.0923E-04	0.0615746	8.6084E-04	0.0013609	2.49058E-04	0.000493	0.224936	0.000379	0.2030657	0.002546	3.62115E-06	0.001208	
	April	292.97103	68.2																				

		Uranium (U) Total	Zinc (Zn) Total	Dissolved Organic Carbon
		mg/L	mg/L	mg/L
Year 3	January	0.007525	0.026684	1.284523
	February	0.007572	0.028730	0.142817
	March	0.006785	0.034136	0.671407
	April	0.007606	0.027699	0.868828
	May	0.004776	0.033964	1.875685
	June	0.004561	0.026694	1.415136
	July	0.004819	0.024359	1.162076
	August	0.005038	0.026438	1.411718
	September	0.004829	0.022581	0.490275
	October	0.005435	0.022458	0.299323
	November	0.005741	0.025925	0.326027
	December	0.006076	0.024014	0.528811
Year 4	January	0.007524	0.026670	1.283969
	February	0.007571	0.028706	0.142748
	March	0.006784	0.034111	0.671235
	April	0.007664	0.027694	0.867791
	May	0.005017	0.033976	1.872508
	June	0.004703	0.026704	1.414116
	July	0.005108	0.024372	1.160961
	August	0.005352	0.026463	1.410501
	September	0.005169	0.022587	0.489380
	October	0.005739	0.022468	0.299010
	November	0.005741	0.025922	0.325945
	December	0.006076	0.024014	0.528775
Year 5	January	0.007524	0.026670	1.283963
	February	0.007571	0.028702	0.142736
	March	0.006783	0.034102	0.671168
	April	0.007707	0.027691	0.867141
	May	0.005192	0.033980	1.869558
	June	0.004795	0.026704	1.412679
	July	0.005268	0.024370	1.158994
	August	0.005524	0.026464	1.407559
	September	0.005343	0.022578	0.486216
	October	0.005882	0.022466	0.297203
	November	0.005739	0.025893	0.325130
	December	0.006075	0.023994	0.527720
Year 6	January	0.007523	0.026645	1.282936
	February	0.007569	0.028655	0.142604
	March	0.006781	0.034051	0.670821
	April	0.007734	0.027667	0.864955
	May	0.005318	0.033952	1.862848
	June	0.004872	0.026694	1.410221
	July	0.005432	0.024363	1.156120
	August	0.005718	0.026467	1.404760
	September	0.005554	0.022574	0.483948
	October	0.006075	0.022470	0.296222
	November	0.005739	0.025879	0.324755
	December	0.006074	0.023986	0.527288

		Hardness (from Total)	Sulphate dissolved	Nitrate (N)	Nitrite (N)	Ammonia (N)	Phosphorus (P)	Fluoride (F)	Chloride (Cl)	Cyanide Total	Cyanide Weak Acid Dissociable	Aluminum (Al) Total	Antimony (Sb) Total	Arsenic (As) Total	Cadmium (Cd) Total	Copper (Cu) Total	Iron (Fe) Total	Lead (Pb) Total	Manganese (Mn) Total	Nickel (Ni) Total	Silver (Ag) Total	Selenium (Se) Total	
		mg/L	mg/L	mg/L	mg/L	mg/L	mg/L	mg/L	mg/L	mg/L	mg/L	mg/L	mg/L	mg/L	mg/L	mg/L	mg/L	mg/L	mg/L	mg/L	mg/L	mg/L	mg/L
Year 7	January	233.76287	60.47918	0.237619	0.005544	0.042193	0.0030978	0.088763	0.361330	0.000514	5.7754E-04	0.0531724	8.3557E-04	0.0011531	2.37108E-04	0.000445	0.057671	0.000361	0.1459937	0.003129	3.97466E-06	0.002069	
	February	231.73670	61.61814	0.251255	0.005562	0.026114	0.0028215	0.090898	0.169066	0.000399	3.8952E-04	0.0547944	8.3978E-04	0.0013063	2.39991E-04	0.000451	0.059587	0.000365	0.1509620	0.002333	3.99997E-06	0.001935	
	March	191.46875	51.13527	0.134038	0.005477	0.027103	0.0057638	0.095776	0.164497	0.000364	6.0911E-04	0.0615911	8.6085E-04	0.0013608	2.48996E-04	0.000494	0.224660	0.000379	0.2030227	0.002546	3.63067E-06	0.001207	
	April	293.04679	68.37606	0.462675	0.010123	0.050379	0.0032000	0.128620	0.691455	0.000451	4.6456E-04	0.0578784	8.4810E-04	0.0011036	2.30087E-04	0.000468	0.066051	0.000321	0.1483260	0.002255	4.83200E-06	0.002090	
	May	141.96517	49.20636	0.489574	0.013376	0.034364	0.0133124	0.087510	1.999114	0.000564	6.6622E-04	0.0635098	1.0316E-03	0.0012402	2.24701E-04	0.001094	0.095163	0.000321	0.1672084	0.002553	4.96915E-06	0.001417	
	June	160.35391	55.40708	0.476227	0.014420	0.070122	0.0041132	0.092712	1.356417	0.000766	6.5665E-04	0.0676714	9.9736E-04	0.0011353	2.31291E-04	0.000728	0.074901	0.000336	0.1585099	0.001938	6.13472E-06	0.001501	
	July	177.57506	56.40357	0.363839	0.014383	0.033302	0.0038320	0.089130	1.759805	0.000643	6.9369E-04	0.0597106	1.0683E-03	0.0010967	2.14299E-04	0.000503	0.064175	0.000320	0.1568849	0.001917	4.75607E-06	0.001437	
	August	152.16531	55.90407	0.509970	0.014936	0.073130	0.0026566	0.075483	2.242520	0.000636	6.2624E-04	0.0635687	1.1835E-03	0.0010941	2.16929E-04	0.000639	0.064550	0.000388	0.1508806	0.001986	5.98091E-06	0.001533	
	September	131.11564	50.03315	0.556491	0.014740	0.076601	0.0032640	0.075380	2.429725	0.000539	4.6409E-04	0.0556219	1.0145E-03	0.0010721	2.05410E-04	0.000345	0.059606	0.000318	0.1489185	0.001653	4.39608E-06	0.001413	
	October	145.09366	53.24355	0.474796	0.012615	0.053873	0.0049089	0.073277	1.819269	0.000377	3.2736E-04	0.0671342	1.0052E-03	0.0011876	2.01230E-04	0.000360	0.061618	0.000336	0.1548231	0.001759	4.16159E-06	0.001580	
	November	200.15832	57.30384	0.228103	0.005634	0.023197	0.0015792	0.085459	0.124601	0.000400	3.9013E-04	0.0557717	8.4905E-04	0.0011824	2.35588E-04	0.000436	0.063304	0.002341	0.1637455	0.002017	2.07027E-05	0.001831	
	December	191.28425	53.79256	0.221108	0.006455	0.021818	0.0023357	0.071812	0.443361	0.000380	3.7082E-04	0.0542400	8.3029E-04	0.0011172	2.19490E-04	0.000370	0.055788	0.000328	0.1364835	0.001996	3.83599E-06	0.001803	
Year 8	January	233.71113	60.46863	0.237579	0.005544	0.042183	0.0030978	0.088750	0.361176	0.000514	5.7736E-04	0.0531775	8.3558E-04	0.0011530	2.37066E-04	0.000445	0.057650	0.000361	0.1459722	0.003129	3.97972E-06	0.002069	
	February	231.67064	61.60411	0.251203	0.005562	0.026107	0.0028215	0.090883	0.168839	0.000399	3.8943E-04	0.0548050	8.3980E-04	0.0013062	2.39924E-04	0.000452	0.059549	0.000365	0.1509224	0.002333	4.00737E-06	0.001935	
	March	191.38007	51.11745	0.133998	0.005477	0.027098	0.0057638	0.095759	0.164350	0.000364	6.0898E-04	0.0616082	8.6086E-04	0.0013608	2.48931E-04	0.000494	0.224374	0.000379	0.2029782	0.002546	3.64055E-06	0.001207	
	April	293.04243	68.41681	0.471846	0.010334	0.051540	0.0032245	0.128791	0.716961	0.000450	4.6442E-04	0.0579889	8.5203E-04	0.0011045	2.30095E-04	0.000469	0.065936	0.000321	0.1484180	0.002256	4.84823E-06	0.002092	
	May	142.21435	49.42036	0.501141	0.013641	0.034855	0.0134071	0.088270	2.103534	0.000563	6.6575E-04	0.0638305	1.0477E-03	0.0012437	2.24740E-04	0.001097	0.094828	0.000321	0.1676958	0.002556	5.01364E-06	0.001425	
	June	160.48264	55.53570	0.484464	0.014626	0.071261	0.0041559	0.093218	1.425733	0.000765	6.5609E-04	0.0679538	1.0080E-03	0.0011379	2.31342E-04	0.000731	0.074790	0.000336	0.1588332	0.001940	6.17103E-06	0.001506	
	July	177.78905	56.60136	0.366946	0.014495	0.033475	0.0038868	0.089889	1.864974	0.000643	6.9324E-04	0.0600218	1.0844E-03	0.0011005	2.14304E-04	0.000506	0.064100	0.000320	0.1573789	0.001920	4.79986E-06	0.001445	
	August	152.43164	56.13928	0.514140	0.015031	0.073655	0.0026904	0.076357	2.362330	0.000635	6.2577E-04	0.0640134	1.2018E-03	0.0010985	2.16973E-04	0.000643	0.064506	0.000389	0.1512748	0.001990	6.02968E-06	0.001542	
	September	131.38138	50.27969	0.560353	0.014830	0.077093	0.0033213	0.076304	2.559078	0.000538	4.6362E-04	0.0558331	1.0294E-03	0.0010769	2.05383E-04	0.000348	0.059559	0.000319	0.1493528	0.001656	4.45108E-06	0.001421	
	October	145.31054	53.44527	0.476431	0.012654	0.054038	0.0049764	0.074014	1.913920	0.000377	3.2710E-04	0.0675492	1.0174E-03	0.0011915	2.01259E-04	0.000363	0.061588	0.000337	0.1552516	0.001762	4.20514E-06	0.001588	
	November	200.07119	57.28273	0.228049	0.005633	0.023191	0.0015792	0.085435	0.124345	0.000400	3.8999E-04	0.0557891	8.4906E-04	0.0011823	2.35450E-04	0.000437	0.063229	0.002341	0.1636680	0.002017	2.07133E-05	0.001830	
	December	191.20772	53.77410	0.221045	0.006453	0.021814	0.0023361	0.071803	0.443239	0.000380	3.7070E-04	0.0542538	8.3030E-04	0.0011172	2.19397E-04	0.000371	0.055761	0.000328	0.1364693	0.001996	3.84697E-06	0.001803	
Year 9	January	233.63106	60.45229	0.237518	0.005544	0.042169	0.0030979	0.088730	0.360938	0.000514	5.7709E-04	0.0531854	8.3559E-04	0.0011529	2.37002E-04	0.000446	0.057617	0.000361	0.1459388	0.003129	3.98756E-06	0.002069	
	February	231.56932	61.58260	0.251123	0.005561	0.026097	0.0028214	0.090859	0.168490	0.000399	3.8928E-04	0.0548213	8.3981E-04	0.0013060	2.39821E-04	0.000453	0.059491	0.000365	0.1508617	0.002332	4.01872E-06	0.001934	
	March	191.23718	51.08875	0.133934	0.005476	0.027092	0.0057637	0.095730	0.164112	0.000363	6.0877E-04	0.0616358	8.6088E-04	0.0013607	2.48827E-04	0.000496	0.223913	0.000379	0.2029064	0.002546	3.65646E-06	0.001207	
	April	292.94412	68.41430	0.468657	0.010261	0.051138	0.0032334	0.128828	0.725710	0.000450	4.6423E-04	0.0580450	8.5344E-04	0.0011048	2.30066E-04	0.000470	0.065767	0.000321	0.1484124	0.002256	4.86382E-06	0.002092	
	May	142.18973	49.47240	0.494658	0.013492	0.034580	0.0134329	0.088489	2.136590	0.000563	6.6506E-04	0.0639275	1.0529E-03	0.0012445	2.24632E-04	0.001098	0.094331	0.000321	0.1678194	0.002557	5.04506E-06	0.001427	
	June	160.41590	55.54661	0.476424	0.014423	0.070149	0.0041682	0.093343	1.444377	0.000764	6.5535E-04	0.0680576	1.0110E-03	0.0011386	2.31302E-04	0.000732	0.074640	0.000336	0.1589014	0.001940	6.19843E-06	0.001507	
	July	177.71373	56.61855	0.360388	0.014256	0.033097	0.0038997	0.090052	1.890965	0.000642	6.9268E-04	0.0601204	1.0884E-03	0.0011014	2.14201E-04	0.000508	0.064003	0.000320	0.1574771	0.001920	4.82489E-06	0.001446	
	August	152.32964	56.15036	0.502730	0.014766	0.072209	0.0026956	0.076494	2.384246	0.000635	6.2512E-04	0.0641305	1.2051E-03	0.0010994	2.16902E-04	0.000644	0.064440	0.000389	0.1513348	0.001989	6.05699E-06	0.001543	
	September	131.18245	50.24992	0.546319	0.014509	0.075323	0.0033265	0.076326	2.570231	0.000538	4.6292E-04	0.0558718	1.0308E-03	0.0010773	2.05214E-04	0.000350	0.059484	0.000319	0.1493657	0.001656	4.48243E-06	0.001420	
	October	145.17319	53.42991	0.465074	0.012394	0.052909	0.0049811	0.074026	1.922007	0.000376	3.2674E-04	0.0676237	1.0185E-03	0.0011919	2.01207E-04	0.000365	0.061545	0.000337	0.1552752	0.001762	4.22704E-06	0.001587	
	November	199.95514	57.25461	0.227977	0.005632	0.023183	0.0015792	0.085404	0.124005	0.000399	3.8981E-04	0.0558124	8.4907E-04	0.0011821	2.35266E-04	0.000438	0.063129	0.002341	0.1635648	0.002017	2.07274E-05	0.001829	
	December	191.11308	53.75126	0.220968	0.006451	0.021810	0.0023366	0.071792	0.443088	0.000380	3.7055E-04	0.0542709	8.3032E-04	0.0011172	2.19283E-04	0.000372	0.055727	0.000328	0.1364518	0.001995	3.86055E-06	0.001802	
Year 10	January	233.53241	60.43216	0.237443	0.005543	0.042152	0.0030980	0.088705	0.360644	0.000513	5.7675E-04	0.0531952	8.3561E-04	0.0011528	2.36922E-04	0.000447	0.057577	0.000361	0.1458977	0.003128	3.99722E-06	0.002068	
	February	231.45066	61.55740	0.251030	0.005560	0.026085	0.0028213	0.090832	0.168081	0.000399	3.8910E-04	0.0548404	8.3983E-04	0.0013057	2.39700E-04	0.000454	0.059423	0.000365	0.1507906	0.002332	4.03201E-06	0.001934	
	March	191.08527	51.05823	0.133866	0.005475	0.027084	0.0057636	0.095700	0.163859	0.000363	6.0855E-04	0.0616652	8.6090E-04	0.0013606	2.48716E-04	0.000497	0.223423	0.000379	0.2028301	0.002545	3.67338E-06	0.001206	
	April	292.69625	68.																				

		Uranium (U) Total	Zinc (Zn) Total	Dissolved Organic Carbon
		mg/L	mg/L	mg/L
Year 7	January	0.007522	0.026635	1.282532
	February	0.007569	0.028637	0.142552
	March	0.006781	0.034029	0.670664
	April	0.007768	0.027659	0.863960
	May	0.005456	0.033947	1.859309
	June	0.004945	0.026692	1.408821
	July	0.005577	0.024363	1.154510
	August	0.005874	0.026472	1.402776
	September	0.005715	0.022571	0.482128
	October	0.006214	0.022471	0.295361
	November	0.005738	0.025865	0.324367
	December	0.006073	0.023977	0.526833
Year 8	January	0.007522	0.026624	1.282109
	February	0.007568	0.028617	0.142493
	March	0.006780	0.034005	0.670502
	April	0.007787	0.027646	0.862782
	May	0.005535	0.033931	1.855304
	June	0.004988	0.026684	1.407177
	July	0.005656	0.024355	1.152350
	August	0.005963	0.026467	1.400426
	September	0.005812	0.022564	0.479941
	October	0.006291	0.022469	0.294119
	November	0.005737	0.025846	0.323848
	December	0.006072	0.023964	0.526150
Year 9	January	0.007521	0.026608	1.281454
	February	0.007567	0.028585	0.142403
	March	0.006778	0.033968	0.670240
	April	0.007793	0.027625	0.861067
	May	0.005560	0.033895	1.849415
	June	0.004999	0.026668	1.405003
	July	0.005675	0.024338	1.149643
	August	0.005979	0.026450	1.397105
	September	0.005818	0.022549	0.476604
	October	0.006296	0.022464	0.292416
	November	0.005736	0.025821	0.323157
	December	0.006071	0.023948	0.525306
Year 10	January	0.007520	0.026588	1.280647
	February	0.007566	0.028549	0.142298
	March	0.006776	0.033928	0.669962
	April	0.007763	0.027599	0.859379
	May	0.005438	0.033843	1.844261
	June	0.004929	0.026644	1.403122
	July	0.005530	0.024316	1.147722
	August	0.005815	0.026422	1.395244
	September	0.005638	0.022538	0.475348
	October	0.006131	0.022456	0.291989
	November	0.005736	0.025816	0.323028
	December	0.006071	0.023947	0.525218

		Hardness (from Total)	Sulphate dissolved	Nitrate (N)	Nitrite (N)	Ammonia (N)	Phosphorus (P)	Fluoride (F)	Chloride (Cl)	Cyanide Total	Cyanide Weak Acid Dissociable	Aluminum (Al) Total	Antimony (Sb) Total	Arsenic (As) Total	Cadmium (Cd) Total	Copper (Cu) Total	Iron (Fe) Total	Lead (Pb) Total	Manganese (Mn) Total	Nickel (Ni) Total	Silver (Ag) Total	Selenium (Se) Total	
		mg/L	mg/L	mg/L	mg/L	mg/L	mg/L	mg/L	mg/L	mg/L	mg/L	mg/L	mg/L	mg/L	mg/L	mg/L	mg/L	mg/L	mg/L	mg/L	mg/L	mg/L	mg/L
Year 11	January	209.71372	30.18473	0.153999	0.001114	0.027715	0.0025085	0.075940	0.422943	0.000327	4.1938E-04	0.0019094	9.7891E-05	0.0005026	4.90649E-05	0.000272	0.007117	0.000051	0.0168814	0.002129	1.91131E-06	0.001298	
	February	210.69638	32.62557	0.175359	0.001229	0.007651	0.0022214	0.080079	0.180108	0.000188	1.8632E-04	0.0038653	1.1743E-04	0.0007189	5.66514E-05	0.000288	0.009729	0.000066	0.0233806	0.001151	2.01706E-06	0.001158	
	March	168.26626	20.85935	0.033934	0.001278	0.009843	0.0063207	0.091424	0.184071	0.000156	4.9907E-04	0.0132918	1.6850E-04	0.0008465	7.61219E-05	0.000366	0.226626	0.000092	0.0945698	0.001531	1.68117E-06	0.000303	
	April	272.48246	40.87708	0.402693	0.006458	0.035001	0.0025719	0.121040	0.806509	0.000253	2.7934E-04	0.0071876	1.7609E-04	0.0004784	5.51874E-05	0.000302	0.015223	0.000038	0.0254149	0.001077	3.03457E-06	0.001331	
	May	106.61937	23.25795	0.457633	0.011088	0.019019	0.0158064	0.080582	2.567632	0.000442	5.8199E-04	0.0142273	5.0685E-04	0.0007666	7.16821E-05	0.001147	0.057369	0.000044	0.0658128	0.001688	3.71050E-06	0.000680	
	June	132.77770	31.73327	0.442217	0.012416	0.062103	0.0040891	0.088859	1.751161	0.000714	5.8191E-04	0.0200422	4.6720E-04	0.0006454	8.29277E-05	0.000695	0.031774	0.000068	0.0556477	0.000920	5.29373E-06	0.000801	
	July	154.51181	32.98989	0.302719	0.012102	0.018065	0.0037002	0.083592	2.239438	0.000553	6.2784E-04	0.0118285	5.5737E-04	0.0005949	5.93281E-05	0.000399	0.018173	0.000057	0.0539511	0.000895	3.46646E-06	0.000717	
	August	118.27272	30.09360	0.468280	0.012649	0.063904	0.0021256	0.064552	2.876469	0.000533	5.3026E-04	0.0138652	6.5734E-04	0.0005440	5.01241E-05	0.000565	0.015510	0.000131	0.0360243	0.000892	4.93055E-06	0.000776	
	September	94.24733	24.14011	0.528229	0.012461	0.068595	0.0029786	0.065850	3.105596	0.000420	3.3078E-04	0.0063055	4.6774E-04	0.0005518	4.42823E-05	0.000190	0.011790	0.000053	0.0401055	0.000521	2.96728E-06	0.000666	
	October	102.21824	22.73313	0.416931	0.009271	0.039463	0.0050070	0.058505	2.282795	0.000167	1.2125E-04	0.0201007	3.6393E-04	0.0005878	2.45703E-05	0.000175	0.011079	0.000049	0.0300663	0.000439	2.26017E-06	0.000726	
	November	165.50820	25.23208	0.139126	0.001105	0.003442	0.0006777	0.071118	0.122871	0.000176	1.7476E-04	0.0038176	9.4588E-05	0.0005206	4.20244E-05	0.000253	0.012531	0.002572	0.0302127	0.000673	2.31975E-05	0.000968	
	December	153.59957	21.02748	0.130464	0.002194	0.002547	0.0015736	0.053541	0.523811	0.000153	1.5189E-04	0.0029823	7.9777E-05	0.0004429	2.94975E-05	0.000170	0.004727	0.000026	0.0082266	0.000659	1.65560E-06	0.000938	
Year 12	January	209.97322	30.23767	0.154197	0.001116	0.027761	0.0025082	0.076005	0.423715	0.000328	4.2026E-04	0.0018837	9.7851E-05	0.0005029	4.92751E-05	0.000270	0.007223	0.000051	0.0169895	0.002130	1.88591E-06	0.001300	
	February	211.02351	32.69503	0.175617	0.001231	0.007684	0.0022217	0.080155	0.181235	0.000188	1.8680E-04	0.0038127	1.1738E-04	0.0007196	5.69844E-05	0.000285	0.009916	0.000066	0.0235765	0.001152	1.98042E-06	0.001160	
	March	168.73724	20.95398	0.034146	0.001281	0.009865	0.0063210	0.091517	0.184856	0.000156	4.9975E-04	0.0132008	1.6844E-04	0.0008469	7.64658E-05	0.000361	0.228145	0.000092	0.0948063	0.001532	1.62871E-06	0.000304	
	April	272.85533	40.94246	0.388673	0.006136	0.033225	0.0025709	0.121131	0.807655	0.000254	2.7991E-04	0.0071224	1.7606E-04	0.0004784	5.53131E-05	0.000299	0.015715	0.000038	0.0255624	0.001078	2.99665E-06	0.001333	
	May	107.03552	23.32801	0.432602	0.010513	0.017956	0.0158265	0.080697	2.571715	0.000444	5.8411E-04	0.0142574	5.0688E-04	0.0007680	7.21547E-05	0.001146	0.058895	0.000044	0.0659524	0.001690	3.64421E-06	0.000682	
	June	133.20356	31.83598	0.416703	0.011778	0.058574	0.0040867	0.088923	1.753420	0.000717	5.8435E-04	0.0199357	4.6716E-04	0.0006453	8.31517E-05	0.000691	0.032270	0.000068	0.0557364	0.000921	5.22156E-06	0.000803	
	July	155.02125	33.11805	0.284922	0.011459	0.017064	0.0037034	0.083704	2.241081	0.000555	6.2961E-04	0.0117478	5.5745E-04	0.0005952	5.97431E-05	0.000396	0.018481	0.000057	0.0540530	0.000896	3.41107E-06	0.000720	
	August	118.80184	30.20955	0.441032	0.012028	0.060469	0.0021299	0.064651	2.879016	0.000535	5.3224E-04	0.0137507	6.5763E-04	0.0005440	5.03987E-05	0.000561	0.015708	0.000131	0.0360750	0.000895	4.86772E-06	0.000778	
	September	94.90866	24.29678	0.498806	0.011781	0.064861	0.0029793	0.066043	3.108778	0.000421	3.3274E-04	0.0062500	4.6767E-04	0.0005519	4.47729E-05	0.000187	0.011998	0.000053	0.0401886	0.000522	2.89009E-06	0.000670	
	October	102.67447	22.83064	0.394321	0.008748	0.037198	0.0050111	0.058664	2.284065	0.000168	1.2224E-04	0.0199928	3.6387E-04	0.0005877	2.47291E-05	0.000172	0.011198	0.000049	0.0301098	0.000440	2.20788E-06	0.000730	
	November	165.82021	25.30768	0.139319	0.001109	0.003463	0.0006777	0.071202	0.123787	0.000176	1.7525E-04	0.0037549	9.4570E-05	0.0005209	4.25196E-05	0.000250	0.012800	0.002572	0.0304902	0.000674	2.31597E-05	0.000970	
	December	153.85101	21.08815	0.130670	0.002199	0.002559	0.0015722	0.053570	0.524211	0.000153	1.5229E-04	0.0029368	7.9743E-05	0.0004429	2.98008E-05	0.000167	0.004817	0.000026	0.0082731	0.000659	1.61951E-06	0.000940	
Year 13	January	210.23272	30.29061	0.154394	0.001117	0.027807	0.0025080	0.076070	0.424488	0.000329	4.2115E-04	0.0018580	9.7810E-05	0.0005031	4.94853E-05	0.000268	0.007328	0.000051	0.0170977	0.002130	1.86050E-06	0.001301	
	February	211.35065	32.76449	0.175875	0.001233	0.007718	0.0022219	0.080230	0.182361	0.000189	1.8729E-04	0.0037600	1.1733E-04	0.0007203	5.73173E-05	0.000282	0.010104	0.000066	0.0237725	0.001153	1.94378E-06	0.001162	
	March	169.20823	21.04860	0.034357	0.001283	0.009888	0.0063213	0.091610	0.185640	0.000157	5.0043E-04	0.0131099	1.6838E-04	0.0008472	7.68097E-05	0.000357	0.229663	0.000092	0.0950429	0.001533	1.57625E-06	0.000306	
	April	273.22797	41.00769	0.375578	0.005835	0.031566	0.0025699	0.121222	0.808732	0.000255	2.8047E-04	0.0070570	1.7603E-04	0.0004785	5.54386E-05	0.000296	0.016206	0.000038	0.0257096	0.001078	2.95872E-06	0.001335	
	May	107.45167	23.39807	0.409208	0.009976	0.016963	0.0158466	0.080811	2.575799	0.000446	5.8622E-04	0.0142874	5.0690E-04	0.0007693	7.26273E-05	0.001144	0.060421	0.000044	0.0660920	0.001692	3.57792E-06	0.000684	
	June	133.62941	31.93869	0.392851	0.011182	0.055275	0.0040844	0.088986	1.755679	0.000720	5.8679E-04	0.0198292	4.6711E-04	0.0006452	8.33757E-05	0.000686	0.032767	0.000068	0.0558252	0.000923	5.14938E-06	0.000804	
	July	155.53070	33.24621	0.268284	0.010858	0.016130	0.0037066	0.083815	2.242725	0.000556	6.3139E-04	0.0116671	5.5752E-04	0.0005955	6.01581E-05	0.000392	0.018789	0.000057	0.0541549	0.000897	3.35569E-06	0.000722	
	August	119.33097	30.32550	0.415559	0.011449	0.057258	0.0021343	0.064750	2.881563	0.000537	5.3422E-04	0.0136361	6.5793E-04	0.0005440	5.06733E-05	0.000557	0.015907	0.000131	0.0361257	0.000897	4.80489E-06	0.000779	
	September	95.56999	24.45346	0.471320	0.011145	0.061372	0.0029800	0.066236	3.111959	0.000423	3.3470E-04	0.0061945	4.6760E-04	0.0005519	4.52636E-05	0.000183	0.012206	0.000053	0.0402718	0.000523	2.81289E-06	0.000674	
	October	103.13070	22.92815	0.373198	0.008258	0.035081	0.0050152	0.058823	2.285336	0.000169	1.2322E-04	0.0198848	3.6381E-04	0.0005876	2.48878E-05	0.000168	0.011317	0.000048	0.0301534	0.000440	2.15560E-06	0.000733	
	November	166.13222	25.38327	0.139512	0.001113	0.003483	0.0006778	0.071287	0.124702	0.000177	1.7574E-04	0.0036923	9.4552E-05	0.0005213	4.30148E-05	0.000248	0.013070	0.002572	0.0307677	0.000674	2.31219E-05	0.000972	
	December	154.10245	21.14882	0.130877	0.002203	0.002572	0.0015709	0.053600	0.524611	0.000154	1.5269E-04	0.0028914	7.9710E-05	0.0004430	3.01042E-05	0.000164	0.004907	0.000026	0.0083196	0.000660	1.58343E-06	0.000942	
Year 14	January	210.47059	30.33914	0.154575	0.001118	0.027849	0.0025078	0.076130	0.425196	0.000330	4.2196E-04	0.0018345	9.7774E-05	0.0005034	4.96779E-05	0.000266	0.007425	0.000051	0.0171968	0.002131	1.83721E-06	0.001303	
	February	211.62326	32.82237	0.176091	0.001235	0.007745	0.0022222	0.080293	0.183300	0.000189	1.8769E-04	0.0037162	1.1728E-04	0.0007208	5.75948E-05	0.000280	0.010260	0.000066	0.0239358	0.001154	1.91324E-06	0.001163	
	March	169.56146	21.11957	0.034516	0.001286	0.009904	0.0063215	0.091680	0.186229	0.000158	5.0094E-04	0.0130416	1.6833E-04	0.0008475	7.70676E-05	0.000354	0.230803	0.000091	0.0952203	0.001534	1.53691E-06	0.000307	
	April	273.25160	40.																				

		Uranium (U) Total	Zinc (Zn) Total	Dissolved Organic Carbon
		mg/L	mg/L	mg/L
Year 11	January	0.005498	0.004815	1.634063
	February	0.005677	0.007175	0.183723
	March	0.004967	0.014924	0.909205
	April	0.005722	0.006834	1.024957
	May	0.003542	0.017794	2.362701
	June	0.002874	0.008276	1.833904
	July	0.003725	0.005368	1.491330
	August	0.003915	0.006848	1.838996
	September	0.003849	0.002694	0.634579
	October	0.004002	0.001658	0.389844
	November	0.003143	0.003881	0.414521
	December	0.003579	0.002490	0.666968
Year 12	January	0.005501	0.004868	1.636186
	February	0.005680	0.007276	0.184013
	March	0.004972	0.015048	0.910068
	April	0.005725	0.006899	1.029951
	May	0.003545	0.017916	2.380686
	June	0.002876	0.008334	1.841055
	July	0.003729	0.005424	1.499879
	August	0.003918	0.006906	1.848986
	September	0.003856	0.002736	0.643818
	October	0.004007	0.001674	0.394471
	November	0.003146	0.003949	0.416380
	December	0.003582	0.002532	0.669212
Year 13	January	0.005504	0.004921	1.638308
	February	0.005683	0.007378	0.184303
	March	0.004977	0.015173	0.910930
	April	0.005729	0.006964	1.034945
	May	0.003548	0.018038	2.398671
	June	0.002878	0.008393	1.848205
	July	0.003733	0.005479	1.508427
	August	0.003922	0.006964	1.858976
	September	0.003862	0.002778	0.653056
	October	0.004012	0.001691	0.399099
	November	0.003149	0.004017	0.418238
	December	0.003585	0.002574	0.671456
Year 14	January	0.005506	0.004969	1.640254
	February	0.005686	0.007462	0.184544
	March	0.004980	0.015266	0.911577
	April	0.005601	0.007010	1.038274
	May	0.002967	0.018122	2.409163
	June	0.002543	0.008429	1.851781
	July	0.003066	0.005510	1.511989
	August	0.003151	0.006996	1.862306
	September	0.003028	0.002793	0.655365
	October	0.003269	0.001698	0.399870
	November	0.003149	0.004022	0.418393
	December	0.003585	0.002574	0.671456

		Hardness (from Total)	Sulphate dissolved	Nitrate (N)	Nitrite (N)	Ammonia (N)	Phosphorus (P)	Fluoride (F)	Chloride (Cl)	Cyanide Total	Cyanide Weak Acid Dissociable	Aluminum (Al) Total	Antimony (Sb) Total	Arsenic (As) Total	Cadmium (Cd) Total	Copper (Cu) Total	Iron (Fe) Total	Lead (Pb) Total	Manganese (Mn) Total	Nickel (Ni) Total	Silver (Ag) Total	Selenium (Se) Total	
		mg/L	mg/L	mg/L	mg/L	mg/L	mg/L	mg/L	mg/L	mg/L	mg/L	mg/L	mg/L	mg/L	mg/L	mg/L	mg/L	mg/L	mg/L	mg/L	mg/L	mg/L	mg/L
Year 15	January	192.41631	24.31154	0.134284	0.000571	0.023834	0.0022614	0.068959	0.390482	0.000271	3.5978E-04	0.0010372	1.6728E-05	0.0003998	1.84137E-05	0.000218	0.002064	0.000007	0.0021549	0.001952	1.42756E-06	0.001122	
	February	191.49435	25.75228	0.152431	0.000572	0.004009	0.0019497	0.072295	0.141636	0.000140	1.3961E-04	0.0018266	1.7938E-05	0.0005841	1.86987E-05	0.000216	0.002521	0.000008	0.0026737	0.000932	1.43027E-06	0.000964	
	March	139.06607	10.85393	0.013843	0.000331	0.005336	0.0058284	0.080180	0.151750	0.000088	4.3035E-04	0.0097527	2.5580E-05	0.0006699	2.44753E-05	0.000276	0.157735	0.000018	0.0610723	0.001219	8.27907E-07	0.000122	
	April	260.87609	36.18716	0.324846	0.004435	0.024541	0.0024131	0.115259	0.385360	0.000211	2.4414E-04	0.0049634	1.8451E-04	0.0005444	3.79282E-05	0.000256	0.005047	0.000023	0.0076521	0.000913	2.73553E-06	0.001291	
	May	81.57159	12.45436	0.310396	0.007113	0.012226	0.0150774	0.065238	0.671100	0.000325	4.7173E-04	0.0063392	7.1978E-04	0.0012293	3.59882E-05	0.000969	0.009654	0.000017	0.0224868	0.001297	3.31070E-06	0.000726	
	June	104.14222	18.63618	0.294074	0.007971	0.039715	0.0038259	0.073932	0.416873	0.000578	4.5639E-04	0.0133133	5.2205E-04	0.0008894	3.44300E-05	0.000544	0.005925	0.000026	0.0080365	0.000461	4.54042E-06	0.000728	
	July	127.95888	21.57030	0.202243	0.007844	0.011590	0.0034295	0.067462	0.116632	0.000451	5.2157E-04	0.0060869	8.3582E-04	0.0011816	3.84601E-05	0.000238	0.003087	0.000025	0.0119702	0.000543	2.83896E-06	0.000806	
	August	93.11149	19.68712	0.314243	0.008444	0.042672	0.0019470	0.048719	0.417505	0.000424	4.2444E-04	0.0067078	1.0183E-03	0.0012750	3.95193E-05	0.000426	0.002568	0.000054	0.0087252	0.000543	4.68836E-06	0.000962	
	September	61.64978	10.18873	0.348618	0.007837	0.044507	0.0027028	0.044884	0.429047	0.000306	2.1785E-04	0.0026486	4.4214E-04	0.0008194	1.78029E-05	0.000063	0.001500	0.000012	0.0067747	0.000165	2.42141E-06	0.000570	
	October	79.66769	14.33679	0.285097	0.006050	0.025907	0.0046281	0.041930	0.135933	0.000092	6.4683E-05	0.0136166	4.0320E-04	0.0009106	1.52898E-05	0.000075	0.002318	0.000016	0.0074464	0.000234	2.10292E-06	0.000731	
	November	151.12472	20.02156	0.123854	0.000593	0.001349	0.0006121	0.064891	0.097376	0.000140	1.4026E-04	0.0020552	2.5032E-05	0.0004306	9.78966E-06	0.000198	0.003676	0.002534	0.0107960	0.000519	2.27621E-05	0.000818	
	December	141.21024	16.38821	0.115431	0.001681	0.001042	0.0014620	0.048981	0.511146	0.000121	1.2093E-04	0.0016376	1.3997E-05	0.0003651	6.38762E-06	0.000123	0.001446	0.000003	0.0008398	0.000513	1.24896E-06	0.000799	
Year 16	January	192.41631	24.31154	0.134284	0.000571	0.023834	0.0022614	0.068959	0.390482	0.000271	3.5978E-04	0.0010372	1.6728E-05	0.0003998	1.84137E-05	0.000218	0.002064	0.000007	0.0021549	0.001952	1.42756E-06	0.001122	
	February	191.49435	25.75228	0.152431	0.000572	0.004009	0.0019497	0.072295	0.141636	0.000140	1.3961E-04	0.0018266	1.7938E-05	0.0005841	1.86987E-05	0.000216	0.002521	0.000008	0.0026737	0.000932	1.43027E-06	0.000964	
	March	139.06607	10.85393	0.013843	0.000331	0.005336	0.0058284	0.080180	0.151750	0.000088	4.3035E-04	0.0097527	2.5580E-05	0.0006699	2.44753E-05	0.000276	0.157735	0.000018	0.0610723	0.001219	8.27907E-07	0.000122	
	April	260.87609	36.18716	0.314712	0.004202	0.023259	0.0024131	0.115259	0.385360	0.000211	2.4414E-04	0.0049634	1.8451E-04	0.0005444	3.79282E-05	0.000256	0.005047	0.000023	0.0076521	0.000913	2.73553E-06	0.001291	
	May	81.57159	12.45436	0.292467	0.006700	0.011466	0.0150774	0.065238	0.671100	0.000325	4.7173E-04	0.0063392	7.1978E-04	0.0012293	3.59882E-05	0.000969	0.009654	0.000017	0.0224868	0.001297	3.31070E-06	0.000726	
	June	104.14222	18.63618	0.275886	0.007513	0.037198	0.0038259	0.073932	0.416873	0.000578	4.5639E-04	0.0133133	5.2205E-04	0.0008894	3.44300E-05	0.000544	0.005925	0.000026	0.0080365	0.000461	4.54042E-06	0.000728	
	July	127.95888	21.57030	0.189584	0.007384	0.010868	0.0034295	0.067462	0.116632	0.000451	5.2157E-04	0.0060869	8.3582E-04	0.0011816	3.84601E-05	0.000238	0.003087	0.000025	0.0119702	0.000543	2.83896E-06	0.000806	
	August	93.11149	19.68712	0.294842	0.007998	0.040219	0.0019470	0.048719	0.417505	0.000424	4.2444E-04	0.0067078	1.0183E-03	0.0012750	3.95193E-05	0.000426	0.002568	0.000054	0.0087252	0.000543	4.68836E-06	0.000962	
	September	61.64978	10.18873	0.327781	0.007358	0.041873	0.0027028	0.044884	0.429047	0.000306	2.1785E-04	0.0026486	4.4214E-04	0.0008194	1.78029E-05	0.000063	0.001500	0.000012	0.0067747	0.000165	2.42141E-06	0.000570	
	October	79.66769	14.33679	0.269088	0.005682	0.024310	0.0046281	0.041930	0.135933	0.000092	6.4683E-05	0.0136166	4.0320E-04	0.0009106	1.52898E-05	0.000075	0.002318	0.000016	0.0074464	0.000234	2.10292E-06	0.000731	
	November	151.12472	20.02156	0.123854	0.000593	0.001349	0.0006121	0.064891	0.097376	0.000140	1.4026E-04	0.0020552	2.5032E-05	0.0004306	9.78966E-06	0.000198	0.003676	0.002534	0.0107960	0.000519	2.27621E-05	0.000818	
	December	141.21024	16.38821	0.115431	0.001681	0.001042	0.0014620	0.048981	0.511146	0.000121	1.2093E-04	0.0016376	1.3997E-05	0.0003651	6.38762E-06	0.000123	0.001446	0.000003	0.0008398	0.000513	1.24896E-06	0.000799	
Year 17	January	192.41631	24.31154	0.134284	0.000571	0.023834	0.0022614	0.068959	0.390482	0.000271	3.5978E-04	0.0010372	1.6728E-05	0.0003998	1.84137E-05	0.000218	0.002064	0.000007	0.0021549	0.001952	1.42756E-06	0.001122	
	February	191.49435	25.75228	0.152431	0.000572	0.004009	0.0019497	0.072295	0.141636	0.000140	1.3961E-04	0.0018266	1.7938E-05	0.0005841	1.86987E-05	0.000216	0.002521	0.000008	0.0026737	0.000932	1.43027E-06	0.000964	
	March	139.06607	10.85393	0.013843	0.000331	0.005336	0.0058284	0.080180	0.151750	0.000088	4.3035E-04	0.0097527	2.5580E-05	0.0006699	2.44753E-05	0.000276	0.157735	0.000018	0.0610723	0.001219	8.27907E-07	0.000122	
	April	260.87609	36.18716	0.305230	0.003984	0.022060	0.0024131	0.115259	0.385360	0.000211	2.4414E-04	0.0049634	1.8451E-04	0.0005444	3.79282E-05	0.000256	0.005047	0.000023	0.0076521	0.000913	2.73553E-06	0.001291	
	May	81.57159	12.45436	0.275692	0.006315	0.010754	0.0150774	0.065238	0.671100	0.000325	4.7173E-04	0.0063392	7.1978E-04	0.0012293	3.59882E-05	0.000969	0.009654	0.000017	0.0224868	0.001297	3.31070E-06	0.000726	
	June	104.14222	18.63618	0.258868	0.007085	0.034844	0.0038259	0.073932	0.416873	0.000578	4.5639E-04	0.0133133	5.2205E-04	0.0008894	3.44300E-05	0.000544	0.005925	0.000026	0.0080365	0.000461	4.54042E-06	0.000728	
	July	127.95888	21.57030	0.177741	0.006955	0.010193	0.0034295	0.067462	0.116632	0.000451	5.2157E-04	0.0060869	8.3582E-04	0.0011816	3.84601E-05	0.000238	0.003087	0.000025	0.0119702	0.000543	2.83896E-06	0.000806	
	August	93.11149	19.68712	0.276690	0.007580	0.037924	0.0019470	0.048719	0.417505	0.000424	4.2444E-04	0.0067078	1.0183E-03	0.0012750	3.95193E-05	0.000426	0.002568	0.000054	0.0087252	0.000543	4.68836E-06	0.000962	
	September	61.64978	10.18873	0.308291	0.006910	0.039408	0.0027028	0.044884	0.429047	0.000306	2.1785E-04	0.0026486	4.4214E-04	0.0008194	1.78029E-05	0.000063	0.001500	0.000012	0.0067747	0.000165	2.42141E-06	0.000570	
	October	79.66769	14.33679	0.254114	0.005338	0.022817	0.0046281	0.041930	0.135933	0.000092	6.4683E-05	0.0136166	4.0320E-04	0.0009106	1.52898E-05	0.000075	0.002318	0.000016	0.0074464	0.000234	2.10292E-06	0.000731	
	November	151.12472	20.02156	0.123854	0.000593	0.001349	0.0006121	0.064891	0.097376	0.000140	1.4026E-04	0.0020552	2.5032E-05	0.0004306	9.78966E-06	0.000198	0.003676	0.002534	0.0107960	0.000519	2.27621E-05	0.000818	
	December	141.21024	16.38821	0.115431	0.001681	0.001042	0.0014620	0.048981	0.511146	0.000121	1.2093E-04	0.0016376	1.3997E-05	0.0003651	6.38762E-06	0.000123	0.001446	0.000003	0.0008398	0.000513	1.24896E-06	0.000799	
Year 18	January	192.41631	24.31154	0.134284	0.000571	0.023834	0.0022614	0.068959	0.390482	0.000271	3.5978E-04	0.0010372	1.6728E-05	0.0003998	1.84137E-05	0.000218	0.002064	0.000007	0.0021549	0.001952	1.42756E-06	0.001122	
	February	191.49435	25.75228	0.152431	0.000572	0.004009	0.0019497	0.072295	0.141636	0.000140	1.3961E-04	0.0018266	1.7938E-05	0.0005841	1.86987E-05	0.000216	0.002521	0.000008	0.0026737	0.000932	1.43027E-06	0.000964	
	March	139.06607	10.85393	0.013843	0.000331	0.005336	0.0058284	0.080180	0.151750	0.000088	4.3035E-04	0.0097527	2.5580E-05	0.0006699	2.44753E-05	0.000276	0.157735	0.000018	0.0610723	0.001219	8.27907E-07	0.000122	
	April	260.87609	36.18716																				

		Uranium (U) Total	Zinc (Zn) Total	Dissolved Organic Carbon
		mg/L	mg/L	mg/L
Year 15	January	0.005055	0.000980	1.553265
	February	0.005163	0.001301	0.174759
	March	0.004204	0.006163	0.879541
	April	0.005234	0.003804	0.969140
	May	0.002228	0.010473	2.035421
	June	0.001785	0.002323	1.706551
	July	0.002351	0.002037	1.322984
	August	0.002529	0.002997	1.649867
	September	0.002119	0.000634	0.445164
	October	0.002783	0.000592	0.257730
	November	0.002785	0.000850	0.366166
	December	0.003228	0.000561	0.609611
Year 16	January	0.005055	0.000980	1.553265
	February	0.005163	0.001301	0.174759
	March	0.004204	0.006163	0.879541
	April	0.005234	0.003804	0.969140
	May	0.002228	0.010473	2.035421
	June	0.001785	0.002323	1.706551
	July	0.002351	0.002037	1.322984
	August	0.002529	0.002997	1.649867
	September	0.002119	0.000634	0.445164
	October	0.002783	0.000592	0.257730
	November	0.002785	0.000850	0.366166
	December	0.003228	0.000561	0.609611
Year 17	January	0.005055	0.000980	1.553265
	February	0.005163	0.001301	0.174759
	March	0.004204	0.006163	0.879541
	April	0.005234	0.003804	0.969140
	May	0.002228	0.010473	2.035421
	June	0.001785	0.002323	1.706551
	July	0.002351	0.002037	1.322984
	August	0.002529	0.002997	1.649867
	September	0.002119	0.000634	0.445164
	October	0.002783	0.000592	0.257730
	November	0.002785	0.000850	0.366166
	December	0.003228	0.000561	0.609611
Year 18	January	0.005055	0.000980	1.553265
	February	0.005163	0.001301	0.174759
	March	0.004204	0.006163	0.879541
	April	0.005234	0.003804	0.969140
	May	0.002228	0.010473	2.035421
	June	0.001785	0.002323	1.706551
	July	0.002351	0.002037	1.322984
	August	0.002529	0.002997	1.649867
	September	0.002119	0.000634	0.445164
	October	0.002783	0.000592	0.257730
	November	0.002785	0.000850	0.366166
	December	0.003228	0.000561	0.609611

		Hardness (from Total)	Sulphate dissolved	Nitrate (N)	Nitrite (N)	Ammonia (N)	Phosphorus (P)	Fluoride (F)	Chloride (Cl)	Cyanide Total	Cyanide Weak Acid Dissociable	Aluminum (Al) Total	Antimony (Sb) Total	Arsenic (As) Total	Cadmium (Cd) Total	Copper (Cu) Total	Iron (Fe) Total	Lead (Pb) Total	Manganese (Mn) Total	Nickel (Ni) Total	Silver (Ag) Total	Selenium (Se) Total	
		mg/L	mg/L	mg/L	mg/L	mg/L	mg/L	mg/L	mg/L	mg/L	mg/L	mg/L	mg/L	mg/L	mg/L	mg/L	mg/L	mg/L	mg/L	mg/L	mg/L	mg/L	mg/L
Year 19	January	192.41631	24.31154	0.134284	0.000571	0.023834	0.0022614	0.068959	0.390482	0.000271	3.5978E-04	0.0010372	1.6728E-05	0.0003998	1.84137E-05	0.000218	0.002064	0.000007	0.0021549	0.001952	1.42756E-06	0.001122	
	February	191.49435	25.75228	0.152431	0.000572	0.004009	0.0019497	0.072295	0.141636	0.000140	1.3961E-04	0.0018266	1.7938E-05	0.0005841	1.86987E-05	0.000216	0.002521	0.000008	0.0026737	0.000932	1.43027E-06	0.000964	
	March	139.06607	10.85393	0.013843	0.000331	0.005336	0.0058284	0.080180	0.151750	0.000088	4.3035E-04	0.0097527	2.5580E-05	0.0006699	2.44753E-05	0.000276	0.157735	0.000018	0.0610723	0.001219	8.27907E-07	0.000122	
	April	260.87609	36.18716	0.288057	0.003590	0.019889	0.0024131	0.115259	0.385360	0.000211	2.4414E-04	0.0049634	1.8451E-04	0.0005444	3.79282E-05	0.000256	0.005047	0.000023	0.0076521	0.000913	2.73553E-06	0.001291	
	May	81.57159	12.45436	0.245313	0.005616	0.009465	0.0150774	0.065238	0.671100	0.000325	4.7173E-04	0.0063392	7.1978E-04	0.0012293	3.59882E-05	0.000969	0.009654	0.000017	0.0224868	0.001297	3.31070E-06	0.000726	
	June	104.14222	18.63618	0.228050	0.006310	0.030581	0.0038259	0.073932	0.416873	0.000578	4.5639E-04	0.0133133	5.2205E-04	0.0008894	3.44300E-05	0.000544	0.005925	0.000026	0.0080365	0.000461	4.54042E-06	0.000728	
	July	127.95888	21.57030	0.156294	0.006177	0.008970	0.0034295	0.067462	0.116632	0.000451	5.2157E-04	0.0060869	8.3582E-04	0.0011816	3.84601E-05	0.000238	0.003087	0.000025	0.0119702	0.000543	2.83896E-06	0.000806	
	August	93.11149	19.68712	0.243820	0.006825	0.033768	0.0019470	0.048719	0.417505	0.000424	4.2444E-04	0.0067078	1.0183E-03	0.0012750	3.95193E-05	0.000426	0.002568	0.000054	0.0087252	0.000543	4.68836E-06	0.000962	
	September	61.64978	10.18873	0.273010	0.006099	0.034948	0.0027028	0.044884	0.429047	0.000306	2.1785E-04	0.0026486	4.4214E-04	0.0008194	1.78029E-05	0.000063	0.001500	0.000012	0.0067747	0.000165	2.42141E-06	0.000570	
	October	79.66769	14.33679	0.227009	0.004715	0.020113	0.0046281	0.041930	0.135933	0.000092	6.4683E-05	0.0136166	4.0320E-04	0.0009106	1.52898E-05	0.000075	0.002318	0.000016	0.0074464	0.000234	2.10292E-06	0.000731	
	November	151.12472	20.02156	0.123854	0.000593	0.001349	0.0006121	0.064891	0.097376	0.000140	1.4026E-04	0.0020552	2.5032E-05	0.0004306	9.78966E-06	0.000198	0.003676	0.002534	0.0107960	0.000519	2.27621E-05	0.000818	
	December	141.21024	16.38821	0.115431	0.001681	0.001042	0.0014620	0.048981	0.511146	0.000121	1.2093E-04	0.0016376	1.3997E-05	0.0003651	6.38762E-06	0.000123	0.001446	0.000003	0.0008398	0.000513	1.24896E-06	0.000799	
Year 20	January	192.41631	24.31154	0.134284	0.000571	0.023834	0.0022614	0.068959	0.390482	0.000271	3.5978E-04	0.0010372	1.6728E-05	0.0003998	1.84137E-05	0.000218	0.002064	0.000007	0.0021549	0.001952	1.42756E-06	0.001122	
	February	191.49435	25.75228	0.152431	0.000572	0.004009	0.0019497	0.072295	0.141636	0.000140	1.3961E-04	0.0018266	1.7938E-05	0.0005841	1.86987E-05	0.000216	0.002521	0.000008	0.0026737	0.000932	1.43027E-06	0.000964	
	March	139.06607	10.85393	0.013843	0.000331	0.005336	0.0058284	0.080180	0.151750	0.000088	4.3035E-04	0.0097527	2.5580E-05	0.0006699	2.44753E-05	0.000276	0.157735	0.000018	0.0610723	0.001219	8.27907E-07	0.000122	
	April	260.87609	36.18716	0.280291	0.003411	0.018907	0.0024131	0.115259	0.385360	0.000211	2.4414E-04	0.0049634	1.8451E-04	0.0005444	3.79282E-05	0.000256	0.005047	0.000023	0.0076521	0.000913	2.73553E-06	0.001291	
	May	81.57159	12.45436	0.231574	0.005301	0.008882	0.0150774	0.065238	0.671100	0.000325	4.7173E-04	0.0063392	7.1978E-04	0.0012293	3.59882E-05	0.000969	0.009654	0.000017	0.0224868	0.001297	3.31070E-06	0.000726	
	June	104.14222	18.63618	0.214112	0.005960	0.028653	0.0038259	0.073932	0.416873	0.000578	4.5639E-04	0.0133133	5.2205E-04	0.0008894	3.44300E-05	0.000544	0.005925	0.000026	0.0080365	0.000461	4.54042E-06	0.000728	
	July	127.95888	21.57030	0.146595	0.005826	0.008417	0.0034295	0.067462	0.116632	0.000451	5.2157E-04	0.0060869	8.3582E-04	0.0011816	3.84601E-05	0.000238	0.003087	0.000025	0.0119702	0.000543	2.83896E-06	0.000806	
	August	93.11149	19.68712	0.228955	0.006483	0.031888	0.0019470	0.048719	0.417505	0.000424	4.2444E-04	0.0067078	1.0183E-03	0.0012750	3.95193E-05	0.000426	0.002568	0.000054	0.0087252	0.000543	4.68836E-06	0.000962	
	September	61.64978	10.18873	0.257061	0.005732	0.032931	0.0027028	0.044884	0.429047	0.000306	2.1785E-04	0.0026486	4.4214E-04	0.0008194	1.78029E-05	0.000063	0.001500	0.000012	0.0067747	0.000165	2.42141E-06	0.000570	
	October	79.66769	14.33679	0.214756	0.004433	0.018891	0.0046281	0.041930	0.135933	0.000092	6.4683E-05	0.0136166	4.0320E-04	0.0009106	1.52898E-05	0.000075	0.002318	0.000016	0.0074464	0.000234	2.10292E-06	0.000731	
	November	151.12472	20.02156	0.123854	0.000593	0.001349	0.0006121	0.064891	0.097376	0.000140	1.4026E-04	0.0020552	2.5032E-05	0.0004306	9.78966E-06	0.000198	0.003676	0.002534	0.0107960	0.000519	2.27621E-05	0.000818	
	December	141.21024	16.38821	0.115431	0.001681	0.001042	0.0014620	0.048981	0.511146	0.000121	1.2093E-04	0.0016376	1.3997E-05	0.0003651	6.38762E-06	0.000123	0.001446	0.000003	0.0008398	0.000513	1.24896E-06	0.000799	
Year 21	January	192.41631	24.31154	0.134284	0.000571	0.023834	0.0022614	0.068959	0.390482	0.000271	3.5978E-04	0.0010372	1.6728E-05	0.0003998	1.84137E-05	0.000218	0.002064	0.000007	0.0021549	0.001952	1.42756E-06	0.001122	
	February	191.49435	25.75228	0.152431	0.000572	0.004009	0.0019497	0.072295	0.141636	0.000140	1.3961E-04	0.0018266	1.7938E-05	0.0005841	1.86987E-05	0.000216	0.002521	0.000008	0.0026737	0.000932	1.43027E-06	0.000964	
	March	139.06607	10.85393	0.013843	0.000331	0.005336	0.0058284	0.080180	0.151750	0.000088	4.3035E-04	0.0097527	2.5580E-05	0.0006699	2.44753E-05	0.000276	0.157735	0.000018	0.0610723	0.001219	8.27907E-07	0.000122	
	April	260.87609	36.18716	0.273024	0.003244	0.017988	0.0024131	0.115259	0.385360	0.000211	2.4414E-04	0.0049634	1.8451E-04	0.0005444	3.79282E-05	0.000256	0.005047	0.000023	0.0076521	0.000913	2.73553E-06	0.001291	
	May	81.57159	12.45436	0.218720	0.005005	0.008336	0.0150774	0.065238	0.671100	0.000325	4.7173E-04	0.0063392	7.1978E-04	0.0012293	3.59882E-05	0.000969	0.009654	0.000017	0.0224868	0.001297	3.31070E-06	0.000726	
	June	104.14222	18.63618	0.201072	0.005632	0.026849	0.0038259	0.073932	0.416873	0.000578	4.5639E-04	0.0133133	5.2205E-04	0.0008894	3.44300E-05	0.000544	0.005925	0.000026	0.0080365	0.000461	4.54042E-06	0.000728	
	July	127.95888	21.57030	0.137521	0.005497	0.007899	0.0034295	0.067462	0.116632	0.000451	5.2157E-04	0.0060869	8.3582E-04	0.0011816	3.84601E-05	0.000238	0.003087	0.000025	0.0119702	0.000543	2.83896E-06	0.000806	
	August	93.11149	19.68712	0.215047	0.006163	0.030130	0.0019470	0.048719	0.417505	0.000424	4.2444E-04	0.0067078	1.0183E-03	0.0012750	3.95193E-05	0.000426	0.002568	0.000054	0.0087252	0.000543	4.68836E-06	0.000962	
	September	61.64978	10.18873	0.242144	0.005390	0.031045	0.0027028	0.044884	0.429047	0.000306	2.1785E-04	0.0026486	4.4214E-04	0.0008194	1.78029E-05	0.000063	0.001500	0.000012	0.0067747	0.000165	2.42141E-06	0.000570	
	October	79.66769	14.33679	0.203294	0.004170	0.017748	0.0046281	0.041930	0.135933	0.000092	6.4683E-05	0.0136166	4.0320E-04	0.0009106	1.52898E-05	0.000075	0.002318	0.000016	0.0074464	0.000234	2.10292E-06	0.000731	
	November	151.12472	20.02156	0.123854	0.000593	0.001349	0.0006121	0.064891	0.097376	0.000140	1.4026E-04	0.0020552	2.5032E-05	0.0004306	9.78966E-06	0.000198	0.003676	0.002534	0.0107960	0.000519	2.27621E-05	0.000818	
	December	141.21024	16.38821	0.115431	0.001681	0.001042	0.0014620	0.048981	0.511146	0.000121	1.2093E-04	0.0016376	1.3997E-05	0.0003651	6.38762E-06	0.000123	0.001446	0.000003	0.0008398	0.000513	1.24896E-06	0.000799	
Year 22	January	192.41631	24.31154	0.134284	0.000571	0.023834	0.0022614	0.068959	0.390482	0.000271	3.5978E-04	0.0010372	1.6728E-05	0.0003998	1.84137E-05	0.000218	0.002064	0.000007	0.0021549	0.001952	1.42756E-06	0.001122	
	February	191.49435	25.75228	0.152431	0.000572	0.004009	0.0019497	0.072295	0.141636	0.000140	1.3961E-04	0.0018266	1.7938E-05	0.0005841	1.86987E-05	0.000216	0.002521	0.000008	0.0026737	0.000932	1.43027E-06	0.000964	
	March	139.06607	10.85393	0.013843	0.000331	0.005336	0.0058284	0.080180	0.151750	0.000088	4.3035E-04	0.0097527	2.5580E-05	0.0006699	2.44753E-05	0.000276	0.157735	0.000018	0.0610723	0.001219	8.27907E-07	0.000122	
	April	260.87609	36.18716																				

		Uranium (U) Total	Zinc (Zn) Total	Dissolved Organic Carbon
		mg/L	mg/L	mg/L
Year 19	January	0.005055	0.000980	1.553265
	February	0.005163	0.001301	0.174759
	March	0.004204	0.006163	0.879541
	April	0.005234	0.003804	0.969140
	May	0.002228	0.010473	2.035421
	June	0.001785	0.002323	1.706551
	July	0.002351	0.002037	1.322984
	August	0.002529	0.002997	1.649867
	September	0.002119	0.000634	0.445164
	October	0.002783	0.000592	0.257730
	November	0.002785	0.000850	0.366166
	December	0.003228	0.000561	0.609611
Year 20	January	0.005055	0.000980	1.553265
	February	0.005163	0.001301	0.174759
	March	0.004204	0.006163	0.879541
	April	0.005234	0.003804	0.969140
	May	0.002228	0.010473	2.035421
	June	0.001785	0.002323	1.706551
	July	0.002351	0.002037	1.322984
	August	0.002529	0.002997	1.649867
	September	0.002119	0.000634	0.445164
	October	0.002783	0.000592	0.257730
	November	0.002785	0.000850	0.366166
	December	0.003228	0.000561	0.609611
Year 21	January	0.005055	0.000980	1.553265
	February	0.005163	0.001301	0.174759
	March	0.004204	0.006163	0.879541
	April	0.005234	0.003804	0.969140
	May	0.002228	0.010473	2.035421
	June	0.001785	0.002323	1.706551
	July	0.002351	0.002037	1.322984
	August	0.002529	0.002997	1.649867
	September	0.002119	0.000634	0.445164
	October	0.002783	0.000592	0.257730
	November	0.002785	0.000850	0.366166
	December	0.003228	0.000561	0.609611
Year 22	January	0.005055	0.000980	1.553265
	February	0.005163	0.001301	0.174759
	March	0.004204	0.006163	0.879541
	April	0.005234	0.003804	0.969140
	May	0.002228	0.010473	2.035421
	June	0.001785	0.002323	1.706551
	July	0.002351	0.002037	1.322984
	August	0.002529	0.002997	1.649867
	September	0.002119	0.000634	0.445164
	October	0.002783	0.000592	0.257730
	November	0.002785	0.000850	0.366166
	December	0.003228	0.000561	0.609611

		Hardness (from Total)	Sulphate dissolved	Nitrate (N)	Nitrite (N)	Ammonia (N)	Phosphorus (P)	Fluoride (F)	Chloride (Cl)	Cyanide Total	Cyanide Weak Acid Dissociable	Aluminum (Al) Total	Antimony (Sb) Total	Arsenic (As) Total	Cadmium (Cd) Total	Copper (Cu) Total	Iron (Fe) Total	Lead (Pb) Total	Manganese (Mn) Total	Nickel (Ni) Total	Silver (Ag) Total	Selenium (Se) Total
		mg/L	mg/L	mg/L	mg/L	mg/L	mg/L	mg/L	mg/L	mg/L	mg/L	mg/L	mg/L	mg/L	mg/L	mg/L	mg/L	mg/L	mg/L	mg/L	mg/L	mg/L
Year 23	January	192.41631	24.31154	0.134284	0.000571	0.023834	0.0022614	0.068959	0.390482	0.000271	3.5978E-04	0.0010372	1.6728E-05	0.0003998	1.84137E-05	0.000218	0.002064	0.000007	0.0021549	0.001952	1.42756E-06	0.001122
	February	191.49435	25.75228	0.152431	0.000572	0.004009	0.0019497	0.072295	0.141636	0.000140	1.3961E-04	0.0018266	1.7938E-05	0.0005841	1.86987E-05	0.000216	0.002521	0.000008	0.0026737	0.000932	1.43027E-06	0.000964
	March	139.06607	10.85393	0.013843	0.000331	0.005336	0.0058284	0.080180	0.151750	0.000088	4.3035E-04	0.0097527	2.5580E-05	0.0006699	2.44753E-05	0.000276	0.157735	0.000018	0.0610723	0.001219	8.27907E-07	0.000122
	April	260.87609	36.18716	0.259863	0.002942	0.016324	0.0024131	0.115259	0.385360	0.000211	2.4414E-04	0.0049634	1.8451E-04	0.0005444	3.79282E-05	0.000256	0.005047	0.000023	0.0076521	0.000913	2.73553E-06	0.001291
	May	81.57159	12.45436	0.195439	0.004470	0.007348	0.0150774	0.065238	0.671100	0.000325	4.7173E-04	0.0063392	7.1978E-04	0.0012293	3.59882E-05	0.000969	0.009654	0.000017	0.0224868	0.001297	3.31070E-06	0.000726
	June	104.14222	18.63618	0.177454	0.005038	0.023581	0.0038259	0.073932	0.416873	0.000578	4.5639E-04	0.0133133	5.2205E-04	0.0008894	3.44300E-05	0.000544	0.005925	0.000026	0.0080365	0.000461	4.54042E-06	0.000728
	July	127.95888	21.57030	0.121087	0.004901	0.006962	0.0034295	0.067462	0.116632	0.000451	5.2157E-04	0.0060869	8.3582E-04	0.0011816	3.84601E-05	0.000238	0.003087	0.000025	0.0119702	0.000543	2.83896E-06	0.000806
	August	93.11149	19.68712	0.189860	0.005584	0.026945	0.0019470	0.048719	0.417505	0.000424	4.2444E-04	0.0067078	1.0183E-03	0.0012750	3.95193E-05	0.000426	0.002568	0.000054	0.0087252	0.000543	4.68836E-06	0.000962
	September	61.64978	10.18873	0.215138	0.004769	0.027630	0.0027028	0.044884	0.429047	0.000306	2.1785E-04	0.0026486	4.4214E-04	0.0008194	1.78029E-05	0.000063	0.001500	0.000012	0.0067747	0.000165	2.42141E-06	0.000570
	October	79.66769	14.33679	0.182547	0.003693	0.015678	0.0046281	0.041930	0.135933	0.000092	6.4683E-05	0.0136166	4.0320E-04	0.0009106	1.52898E-05	0.000075	0.002318	0.000016	0.0074464	0.000234	2.10292E-06	0.000731
	November	151.12472	20.02156	0.123854	0.000593	0.001349	0.0006121	0.064891	0.097376	0.000140	1.4026E-04	0.0020552	2.5032E-05	0.0004306	9.78966E-06	0.000198	0.003676	0.002534	0.0107960	0.000519	2.27621E-05	0.000818
	December	141.21024	16.38821	0.115431	0.001681	0.001042	0.0014620	0.048981	0.511146	0.000121	1.2093E-04	0.0016376	1.3997E-05	0.0003651	6.38762E-06	0.000123	0.001446	0.000003	0.0008398	0.000513	1.24896E-06	0.000799
Year 24	January	192.41631	24.31154	0.134284	0.000571	0.023834	0.0022614	0.068959	0.390482	0.000271	3.5978E-04	0.0010372	1.6728E-05	0.0003998	1.84137E-05	0.000218	0.002064	0.000007	0.0021549	0.001952	1.42756E-06	0.001122
	February	191.49435	25.75228	0.152431	0.000572	0.004009	0.0019497	0.072295	0.141636	0.000140	1.3961E-04	0.0018266	1.7938E-05	0.0005841	1.86987E-05	0.000216	0.002521	0.000008	0.0026737	0.000932	1.43027E-06	0.000964
	March	139.06607	10.85393	0.013843	0.000331	0.005336	0.0058284	0.080180	0.151750	0.000088	4.3035E-04	0.0097527	2.5580E-05	0.0006699	2.44753E-05	0.000276	0.157735	0.000018	0.0610723	0.001219	8.27907E-07	0.000122
	April	260.87609	36.18716	0.253910	0.002805	0.015572	0.0024131	0.115259	0.385360	0.000211	2.4414E-04	0.0049634	1.8451E-04	0.0005444	3.79282E-05	0.000256	0.005047	0.000023	0.0076521	0.000913	2.73553E-06	0.001291
	May	81.57159	12.45436	0.184909	0.004228	0.006901	0.0150774	0.065238	0.671100	0.000325	4.7173E-04	0.0063392	7.1978E-04	0.0012293	3.59882E-05	0.000969	0.009654	0.000017	0.0224868	0.001297	3.31070E-06	0.000726
	June	104.14222	18.63618	0.166772	0.004769	0.022104	0.0038259	0.073932	0.416873	0.000578	4.5639E-04	0.0133133	5.2205E-04	0.0008894	3.44300E-05	0.000544	0.005925	0.000026	0.0080365	0.000461	4.54042E-06	0.000728
	July	127.95888	21.57030	0.113655	0.004631	0.006539	0.0034295	0.067462	0.116632	0.000451	5.2157E-04	0.0060869	8.3582E-04	0.0011816	3.84601E-05	0.000238	0.003087	0.000025	0.0119702	0.000543	2.83896E-06	0.000806
	August	93.11149	19.68712	0.178468	0.005322	0.025505	0.0019470	0.048719	0.417505	0.000424	4.2444E-04	0.0067078	1.0183E-03	0.0012750	3.95193E-05	0.000426	0.002568	0.000054	0.0087252	0.000543	4.68836E-06	0.000962
	September	61.64978	10.18873	0.202930	0.004488	0.026087	0.0027028	0.044884	0.429047	0.000306	2.1785E-04	0.0026486	4.4214E-04	0.0008194	1.78029E-05	0.000063	0.001500	0.000012	0.0067747	0.000165	2.42141E-06	0.000570
	October	79.66769	14.33679	0.173167	0.003477	0.014743	0.0046281	0.041930	0.135933	0.000092	6.4683E-05	0.0136166	4.0320E-04	0.0009106	1.52898E-05	0.000075	0.002318	0.000016	0.0074464	0.000234	2.10292E-06	0.000731
	November	151.12472	20.02156	0.123854	0.000593	0.001349	0.0006121	0.064891	0.097376	0.000140	1.4026E-04	0.0020552	2.5032E-05	0.0004306	9.78966E-06	0.000198	0.003676	0.002534	0.0107960	0.000519	2.27621E-05	0.000818
	December	141.21024	16.38821	0.115431	0.001681	0.001042	0.0014620	0.048981	0.511146	0.000121	1.2093E-04	0.0016376	1.3997E-05	0.0003651	6.38762E-06	0.000123	0.001446	0.000003	0.0008398	0.000513	1.24896E-06	0.000799
Year 25	January	192.41631	24.31154	0.134284	0.000571	0.023834	0.0022614	0.068959	0.390482	0.000271	3.5978E-04	0.0010372	1.6728E-05	0.0003998	1.84137E-05	0.000218	0.002064	0.000007	0.0021549	0.001952	1.42756E-06	0.001122
	February	191.49435	25.75228	0.152431	0.000572	0.004009	0.0019497	0.072295	0.141636	0.000140	1.3961E-04	0.0018266	1.7938E-05	0.0005841	1.86987E-05	0.000216	0.002521	0.000008	0.0026737	0.000932	1.43027E-06	0.000964
	March	139.06607	10.85393	0.013843	0.000331	0.005336	0.0058284	0.080180	0.151750	0.000088	4.3035E-04	0.0097527	2.5580E-05	0.0006699	2.44753E-05	0.000276	0.157735	0.000018	0.0610723	0.001219	8.27907E-07	0.000122
	April	260.87609	36.18716	0.248340	0.002677	0.014868	0.0024131	0.115259	0.385360	0.000211	2.4414E-04	0.0049634	1.8451E-04	0.0005444	3.79282E-05	0.000256	0.005047	0.000023	0.0076521	0.000913	2.73553E-06	0.001291
	May	81.57159	12.45436	0.175057	0.004001	0.006483	0.0150774	0.065238	0.671100	0.000325	4.7173E-04	0.0063392	7.1978E-04	0.0012293	3.59882E-05	0.000969	0.009654	0.000017	0.0224868	0.001297	3.31070E-06	0.000726
	June	104.14222	18.63618	0.156777	0.004518	0.020721	0.0038259	0.073932	0.416873	0.000578	4.5639E-04	0.0133133	5.2205E-04	0.0008894	3.44300E-05	0.000544	0.005925	0.000026	0.0080365	0.000461	4.54042E-06	0.000728
	July	127.95888	21.57030	0.106701	0.004379	0.006142	0.0034295	0.067462	0.116632	0.000451	5.2157E-04	0.0060869	8.3582E-04	0.0011816	3.84601E-05	0.000238	0.003087	0.000025	0.0119702	0.000543	2.83896E-06	0.000806
	August	93.11149	19.68712	0.167811	0.005077	0.024158	0.0019470	0.048719	0.417505	0.000424	4.2444E-04	0.0067078	1.0183E-03	0.0012750	3.95193E-05	0.000426	0.002568	0.000054	0.0087252	0.000543	4.68836E-06	0.000962
	September	61.64978	10.18873	0.191511	0.004226	0.024643	0.0027028	0.044884	0.429047	0.000306	2.1785E-04	0.0026486	4.4214E-04	0.0008194	1.78029E-05	0.000063	0.001500	0.000012	0.0067747	0.000165	2.42141E-06	0.000570
	October	79.66769	14.33679	0.164394	0.003275	0.013868	0.0046281	0.041930	0.135933	0.000092	6.4683E-05	0.0136166	4.0320E-04	0.0009106	1.52898E-05	0.000075	0.002318	0.000016	0.0074464	0.000234	2.10292E-06	0.000731
	November	151.12472	20.02156	0.123854	0.000593	0.001349	0.0006121	0.064891	0.097376	0.000140	1.4026E-04	0.0020552	2.5032E-05	0.0004306	9.78966E-06	0.000198	0.003676	0.002534	0.0107960	0.000519	2.27621E-05	0.000818
	December	141.21024	16.38821	0.115431	0.001681	0.001042	0.0014620	0.048981	0.511146	0.000121	1.2093E-04	0.0016376	1.3997E-05	0.0003651	6.38762E-06	0.000123	0.001446	0.000003	0.0008398	0.000513	1.24896E-06	0.000799
Year 26	January	289.49436	90.14842	0.112849	0.003518	0.037945	0.0147901	0.109900	5.442589	0.000276	3.3831E-04	0.0090234	2.0127E-03	0.0014646	3.02912E-05	0.001767	0.025081	0.001115	0.0997655	0.002481	5.89738E-06	0.000933
	February	300.32155	99.72127	0.123322	0.003901	0.024280	0.0141116	0.117425	5.706734	0.000173	1.6270E-04	0.0168582	2.2743E-03	0.0017442	2.41154E-05	0.001967	0.031675	0.001159	0.1270303	0.001747	6.47491E-06	0.001270
	March	288.07141	107.25357	0.013672	0.004550	0.030209	0.0233196	0.133404	7.344886	0.000140	3.7274E-04	0.0296999	2.8399E-03	0.0020865	1.96813E-05	0.002442	0.408615	0.001577	0.2321886	0.002143	7.28521E-06	0.000500
	April	306.52631	71.99567	0.217																		

		Uranium (U) Total	Zinc (Zn) Total	Dissolved Organic Carbon
		mg/L	mg/L	mg/L
Year 23	January	0.005055	0.000980	1.553265
	February	0.005163	0.001301	0.174759
	March	0.004204	0.006163	0.879541
	April	0.005234	0.003804	0.969140
	May	0.002228	0.010473	2.035421
	June	0.001785	0.002323	1.706551
	July	0.002351	0.002037	1.322984
	August	0.002529	0.002997	1.649867
	September	0.002119	0.000634	0.445164
	October	0.002783	0.000592	0.257730
	November	0.002785	0.000850	0.366166
	December	0.003228	0.000561	0.609611
Year 24	January	0.005055	0.000980	1.553265
	February	0.005163	0.001301	0.174759
	March	0.004204	0.006163	0.879541
	April	0.005234	0.003804	0.969140
	May	0.002228	0.010473	2.035421
	June	0.001785	0.002323	1.706551
	July	0.002351	0.002037	1.322984
	August	0.002529	0.002997	1.649867
	September	0.002119	0.000634	0.445164
	October	0.002783	0.000592	0.257730
	November	0.002785	0.000850	0.366166
	December	0.003228	0.000561	0.609611
Year 25	January	0.005055	0.000980	1.553265
	February	0.005163	0.001301	0.174759
	March	0.004204	0.006163	0.879541
	April	0.005234	0.003804	0.969140
	May	0.002228	0.010473	2.035421
	June	0.001785	0.002323	1.706551
	July	0.002351	0.002037	1.322984
	August	0.002529	0.002997	1.649867
	September	0.002119	0.000634	0.445164
	October	0.002783	0.000592	0.257730
	November	0.002785	0.000850	0.366166
	December	0.003228	0.000561	0.609611
Year 26	January	0.004544	0.001516	1.252547
	February	0.004294	0.001568	0.135471
	March	0.003048	0.004524	0.622801
	April	0.006406	0.007145	0.855363
	May	0.003908	0.013539	1.866076
	June	0.003266	0.005317	1.564214
	July	0.003873	0.003714	1.207308
	August	0.004153	0.005618	1.495690
	September	0.004074	0.001800	0.399781
	October	0.004015	0.001586	0.226530
	November	0.003521	0.002124	0.317544
	December	0.003465	0.001142	0.512078

		Hardness (from Total)	Sulphate dissolved	Nitrate (N)	Nitrite (N)	Ammonia (N)	Phosphorus (P)	Fluoride (F)	Chloride (Cl)	Cyanide Total	Cyanide Weak Acid Dissociable	Aluminum (Al) Total	Antimony (Sb) Total	Arsenic (As) Total	Cadmium (Cd) Total	Copper (Cu) Total	Iron (Fe) Total	Lead (Pb) Total	Manganese (Mn) Total	Nickel (Ni) Total	Silver (Ag) Total	Selenium (Se) Total
		mg/L	mg/L	mg/L	mg/L	mg/L	mg/L	mg/L	mg/L	mg/L	mg/L	mg/L	mg/L	mg/L	mg/L	mg/L	mg/L	mg/L	mg/L	mg/L	mg/L	mg/L
Year 27	January	289.49436	90.14842	0.112849	0.003518	0.037945	0.0147901	0.109900	5.442589	0.000276	3.3831E-04	0.0090234	2.0127E-03	0.0014646	3.02912E-05	0.001767	0.025081	0.001115	0.0997655	0.002481	5.89738E-06	0.000933
	February	300.32155	99.72127	0.123322	0.003901	0.024280	0.0141116	0.117425	5.706734	0.000173	1.6270E-04	0.0168582	2.2743E-03	0.0017442	2.41154E-05	0.001967	0.031675	0.001159	0.1270303	0.001747	6.47491E-06	0.001270
	March	288.07141	107.25357	0.013672	0.004550	0.030209	0.0233196	0.133404	7.344886	0.000140	3.7274E-04	0.0296999	2.8399E-03	0.0020865	1.96813E-05	0.002442	0.408615	0.001577	0.2321886	0.002143	7.28521E-06	0.000500
	April	306.52631	71.99567	0.212871	0.003894	0.022629	0.0098511	0.132556	3.251789	0.000219	2.4284E-04	0.0135509	1.2981E-03	0.0011290	9.29245E-05	0.001130	0.070988	0.000259	0.0827670	0.001320	5.10942E-06	0.001656
	May	129.21972	40.00460	0.145982	0.004532	0.007797	0.0193332	0.081810	2.693167	0.000321	4.5201E-04	0.0113192	1.1003E-03	0.0019492	9.08432E-05	0.001533	0.089603	0.000111	0.0748625	0.001556	4.95856E-06	0.001034
	June	155.37547	48.54846	0.128968	0.005087	0.025050	0.0073908	0.091982	2.669364	0.000555	4.3982E-04	0.0194066	8.2397E-04	0.0018686	9.82343E-05	0.001208	0.072133	0.000193	0.0670784	0.000827	6.27881E-06	0.001079
	July	178.26193	51.97639	0.087202	0.004979	0.007400	0.0066130	0.086416	2.453695	0.000438	4.9802E-04	0.0110682	1.6779E-03	0.0011736	7.61202E-05	0.000945	0.042779	0.000209	0.0722021	0.000911	4.76336E-06	0.001159
	August	153.81524	54.29535	0.136987	0.005780	0.029363	0.0039239	0.072217	3.027833	0.000414	4.0967E-04	0.0139208	1.9560E-03	0.0017460	7.37367E-05	0.001209	0.050462	0.000574	0.0553090	0.000961	6.70248E-06	0.001349
	September	134.59447	51.18273	0.159132	0.005182	0.030845	0.0061531	0.072944	3.306556	0.000308	2.2309E-04	0.0063964	1.5397E-03	0.0018591	5.81628E-05	0.000727	0.033445	0.000248	0.0625370	0.000646	5.29062E-06	0.001179
	October	165.91940	63.33173	0.136068	0.004742	0.021318	0.0107792	0.076147	3.364066	0.000120	8.1962E-05	0.0236903	1.6783E-03	0.0020077	4.52651E-05	0.001118	0.058902	0.000464	0.0887963	0.000895	5.51265E-06	0.001321
	November	231.19308	69.94916	0.110809	0.002794	0.013285	0.0031410	0.096745	2.584524	0.000164	1.5755E-04	0.0133158	1.5120E-03	0.0012249	4.52073E-05	0.001358	0.037725	0.003024	0.1091517	0.001126	2.32776E-05	0.001128
	December	234.05028	74.38564	0.100884	0.004040	0.012051	0.0084973	0.087798	4.835694	0.000151	1.4299E-04	0.0118534	1.7297E-03	0.0012882	2.62017E-05	0.001471	0.023716	0.000587	0.0621089	0.001210	5.12763E-06	0.000946
Year 28	January	289.49436	90.14842	0.112849	0.003518	0.037945	0.0147901	0.109900	5.442589	0.000276	3.3831E-04	0.0090234	2.0127E-03	0.0014646	3.02912E-05	0.001767	0.025081	0.001115	0.0997655	0.002481	5.89738E-06	0.000933
	February	300.32155	99.72127	0.123322	0.003901	0.024280	0.0141116	0.117425	5.706734	0.000173	1.6270E-04	0.0168582	2.2743E-03	0.0017442	2.41154E-05	0.001967	0.031675	0.001159	0.1270303	0.001747	6.47491E-06	0.001270
	March	288.07141	107.25357	0.013672	0.004550	0.030209	0.0233196	0.133404	7.344886	0.000140	3.7274E-04	0.0296999	2.8399E-03	0.0020865	1.96813E-05	0.002442	0.408615	0.001577	0.2321886	0.002143	7.28521E-06	0.000500
	April	306.52631	71.99567	0.208844	0.003801	0.022120	0.0098511	0.132556	3.251789	0.000219	2.4284E-04	0.0135509	1.2981E-03	0.0011290	9.29245E-05	0.001130	0.070988	0.000259	0.0827670	0.001320	5.10942E-06	0.001656
	May	129.21972	40.00460	0.138583	0.004361	0.007483	0.0193332	0.081810	2.693167	0.000321	4.5201E-04	0.0113192	1.1003E-03	0.0019492	9.08432E-05	0.001533	0.089603	0.000111	0.0748625	0.001556	4.95856E-06	0.001034
	June	155.37547	48.54846	0.121463	0.004899	0.024012	0.0073908	0.091982	2.669364	0.000555	4.3982E-04	0.0194066	8.2397E-04	0.0018686	9.82343E-05	0.001208	0.072133	0.000193	0.0670784	0.000827	6.27881E-06	0.001079
	July	178.26193	51.97639	0.082004	0.004791	0.007104	0.0066130	0.086416	2.453695	0.000438	4.9802E-04	0.0110682	1.6779E-03	0.0011736	7.61202E-05	0.000945	0.042779	0.000209	0.0722021	0.000911	4.76336E-06	0.001159
	August	153.81524	54.29535	0.129073	0.005598	0.028362	0.0039239	0.072217	3.027833	0.000414	4.0967E-04	0.0139208	1.9560E-03	0.0017460	7.37367E-05	0.001209	0.050462	0.000574	0.0553090	0.000961	6.70248E-06	0.001349
	September	134.59447	51.18273	0.150587	0.004985	0.029765	0.0061531	0.072944	3.306556	0.000308	2.2309E-04	0.0063964	1.5397E-03	0.0018591	5.81628E-05	0.000727	0.033445	0.000248	0.0625370	0.000646	5.29062E-06	0.001179
	October	165.91940	63.33173	0.129641	0.004594	0.020677	0.0107792	0.076147	3.364066	0.000120	8.1962E-05	0.0236903	1.6783E-03	0.0020077	4.52651E-05	0.001118	0.058902	0.000464	0.0887963	0.000895	5.51265E-06	0.001321
	November	231.19308	69.94916	0.110809	0.002794	0.013285	0.0031410	0.096745	2.584524	0.000164	1.5755E-04	0.0133158	1.5120E-03	0.0012249	4.52073E-05	0.001358	0.037725	0.003024	0.1091517	0.001126	2.32776E-05	0.001128
	December	234.05028	74.38564	0.100884	0.004040	0.012051	0.0084973	0.087798	4.835694	0.000151	1.4299E-04	0.0118534	1.7297E-03	0.0012882	2.62017E-05	0.001471	0.023716	0.000587	0.0621089	0.001210	5.12763E-06	0.000946
Year 29	January	289.49436	90.14842	0.112849	0.003518	0.037945	0.0147901	0.109900	5.442589	0.000276	3.3831E-04	0.0090234	2.0127E-03	0.0014646	3.02912E-05	0.001767	0.025081	0.001115	0.0997655	0.002481	5.89738E-06	0.000933
	February	300.32155	99.72127	0.123322	0.003901	0.024280	0.0141116	0.117425	5.706734	0.000173	1.6270E-04	0.0168582	2.2743E-03	0.0017442	2.41154E-05	0.001967	0.031675	0.001159	0.1270303	0.001747	6.47491E-06	0.001270
	March	288.07141	107.25357	0.013672	0.004550	0.030209	0.0233196	0.133404	7.344886	0.000140	3.7274E-04	0.0296999	2.8399E-03	0.0020865	1.96813E-05	0.002442	0.408615	0.001577	0.2321886	0.002143	7.28521E-06	0.000500
	April	306.52631	71.99567	0.205075	0.003715	0.021644	0.0098511	0.132556	3.251789	0.000219	2.4284E-04	0.0135509	1.2981E-03	0.0011290	9.29245E-05	0.001130	0.070988	0.000259	0.0827670	0.001320	5.10942E-06	0.001656
	May	129.21972	40.00460	0.131659	0.004202	0.007189	0.0193332	0.081810	2.693167	0.000321	4.5201E-04	0.0113192	1.1003E-03	0.0019492	9.08432E-05	0.001533	0.089603	0.000111	0.0748625	0.001556	4.95856E-06	0.001034
	June	155.37547	48.54846	0.114441	0.004722	0.023041	0.0073908	0.091982	2.669364	0.000555	4.3982E-04	0.0194066	8.2397E-04	0.0018686	9.82343E-05	0.001208	0.072133	0.000193	0.0670784	0.000827	6.27881E-06	0.001079
	July	178.26193	51.97639	0.077140	0.004614	0.006827	0.0066130	0.086416	2.453695	0.000438	4.9802E-04	0.0110682	1.6779E-03	0.0011736	7.61202E-05	0.000945	0.042779	0.000209	0.0722021	0.000911	4.76336E-06	0.001159
	August	153.81524	54.29535	0.121668	0.005428	0.027426	0.0039239	0.072217	3.027833	0.000414	4.0967E-04	0.0139208	1.9560E-03	0.0017460	7.37367E-05	0.001209	0.050462	0.000574	0.0553090	0.000961	6.70248E-06	0.001349
	September	134.59447	51.18273	0.142592	0.004801	0.028754	0.0061531	0.072944	3.306556	0.000308	2.2309E-04	0.0063964	1.5397E-03	0.0018591	5.81628E-05	0.000727	0.033445	0.000248	0.0625370	0.000646	5.29062E-06	0.001179
	October	165.91940	63.33173	0.123628	0.004456	0.020078	0.0107792	0.076147	3.364066	0.000120	8.1962E-05	0.0236903	1.6783E-03	0.0020077	4.52651E-05	0.001118	0.058902	0.000464	0.0887963	0.000895	5.51265E-06	0.001321
	November	231.19308	69.94916	0.110809	0.002794	0.013285	0.0031410	0.096745	2.584524	0.000164	1.5755E-04	0.0133158	1.5120E-03	0.0012249	4.52073E-05	0.001358	0.037725	0.003024	0.1091517	0.001126	2.32776E-05	0.001128
	December	234.05028	74.38564	0.100884	0.004040	0.012051	0.0084973	0.087798	4.835694	0.000151	1.4299E-04	0.0118534	1.7297E-03	0.0012882	2.62017E-05	0.001471	0.023716	0.000587	0.0621089	0.001210	5.12763E-06	0.000946
Year 30	January	289.49436	90.14842	0.112849	0.003518	0.037945	0.0147901	0.109900	5.442589	0.000276	3.3831E-04	0.0090234	2.0127E-03	0.0014646	3.02912E-05	0.001767	0.025081	0.001115	0.0997655	0.002481	5.89738E-06	0.000933
	February	300.32155	99.72127	0.123322	0.003901	0.024280	0.0141116	0.117425	5.706734	0.000173	1.6270E-04	0.0168582	2.2743E-03	0.0017442	2.41154E-05	0.001967	0.031675	0.001159	0.1270303	0.001747	6.47491E-06	0.001270
	March	288.07141	107.25357	0.013672	0.004550	0.030209	0.0233196	0.133404	7.344886	0.000140	3.7274E-04	0.0296999	2.8399E-03	0.0020865	1.96813E-05	0.002442	0.408615	0.001577	0.2321886	0.002143	7.28521E-06	0.000500
	April	306.52631	71.																			

		Uranium (U) Total	Zinc (Zn) Total	Dissolved Organic Carbon
		mg/L	mg/L	mg/L
Year 27	January	0.004544	0.001516	1.252547
	February	0.004294	0.001568	0.135471
	March	0.003048	0.004524	0.622801
	April	0.006406	0.007145	0.855363
	May	0.003908	0.013539	1.866076
	June	0.003266	0.005317	1.564214
	July	0.003873	0.003714	1.207308
	August	0.004153	0.005618	1.495690
	September	0.004074	0.001800	0.399781
	October	0.004015	0.001586	0.226530
	November	0.003521	0.002124	0.317544
	December	0.003465	0.001142	0.512078
Year 28	January	0.004544	0.001516	1.252547
	February	0.004294	0.001568	0.135471
	March	0.003048	0.004524	0.622801
	April	0.006406	0.007145	0.855363
	May	0.003908	0.013539	1.866076
	June	0.003266	0.005317	1.564214
	July	0.003873	0.003714	1.207308
	August	0.004153	0.005618	1.495690
	September	0.004074	0.001800	0.399781
	October	0.004015	0.001586	0.226530
	November	0.003521	0.002124	0.317544
	December	0.003465	0.001142	0.512078
Year 29	January	0.004544	0.001516	1.252547
	February	0.004294	0.001568	0.135471
	March	0.003048	0.004524	0.622801
	April	0.006406	0.007145	0.855363
	May	0.003908	0.013539	1.866076
	June	0.003266	0.005317	1.564214
	July	0.003873	0.003714	1.207308
	August	0.004153	0.005618	1.495690
	September	0.004074	0.001800	0.399781
	October	0.004015	0.001586	0.226530
	November	0.003521	0.002124	0.317544
	December	0.003465	0.001142	0.512078
Year 30	January	0.004544	0.001516	1.252547
	February	0.004294	0.001568	0.135471
	March	0.003048	0.004524	0.622801
	April	0.006406	0.007145	0.855363
	May	0.003908	0.013539	1.866076
	June	0.003266	0.005317	1.564214
	July	0.003873	0.003714	1.207308
	August	0.004153	0.005618	1.495690
	September	0.004074	0.001800	0.399781
	October	0.004015	0.001586	0.226530
	November	0.003521	0.002124	0.317544
	December	0.003465	0.001142	0.512078

		Hardness (from Total)	Sulphate dissolved	Nitrate (N)	Nitrite (N)	Ammonia (N)	Phosphorus (P)	Fluoride (F)	Chloride (Cl)	Cyanide Total	Cyanide Weak Acid Dissociable	Aluminum (Al) Total	Antimony (Sb) Total	Arsenic (As) Total	Cadmium (Cd) Total	Copper (Cu) Total	Iron (Fe) Total	Lead (Pb) Total	Manganese (Mn) Total	Nickel (Ni) Total	Silver (Ag) Total	Selenium (Se) Total	
		mg/L	mg/L	mg/L	mg/L	mg/L	mg/L	mg/L	mg/L	mg/L	mg/L	mg/L	mg/L	mg/L	mg/L	mg/L	mg/L	mg/L	mg/L	mg/L	mg/L	mg/L	mg/L
Year 31	January	289.49436	90.14842	0.112849	0.003518	0.037945	0.0147901	0.109900	5.442589	0.000276	3.3831E-04	0.0090234	2.0127E-03	0.0014646	3.02912E-05	0.001767	0.025081	0.001115	0.0997655	0.002481	5.89738E-06	0.000933	
	February	300.32155	99.72127	0.123322	0.003901	0.024280	0.0141116	0.117425	5.706734	0.000173	1.6270E-04	0.0168582	2.2743E-03	0.0017442	2.41154E-05	0.001967	0.031675	0.001159	0.1270303	0.001747	6.47491E-06	0.001270	
	March	288.07141	107.25357	0.013672	0.004550	0.030209	0.0233196	0.133404	7.344886	0.000140	3.7274E-04	0.0296999	2.8399E-03	0.0020865	1.96813E-05	0.002442	0.408615	0.001577	0.2321886	0.002143	7.28521E-06	0.000500	
	April	306.52631	71.99567	0.198248	0.003558	0.020780	0.0098511	0.132556	3.251789	0.000219	2.4284E-04	0.0135509	1.2981E-03	0.0011290	9.29245E-05	0.001130	0.070988	0.000259	0.0827670	0.001320	5.10942E-06	0.001656	
	May	129.21972	40.00460	0.119118	0.003914	0.006657	0.0193332	0.081810	2.693167	0.000321	4.5201E-04	0.0113192	1.1003E-03	0.0019492	9.08432E-05	0.001533	0.089603	0.000111	0.0748625	0.001556	4.95856E-06	0.001034	
	June	155.37547	48.54846	0.101721	0.004402	0.021281	0.0073908	0.091982	2.669364	0.000555	4.3982E-04	0.0194066	8.2397E-04	0.0018686	9.82343E-05	0.001208	0.072133	0.000193	0.0670784	0.000827	6.27881E-06	0.001079	
	July	178.26193	51.97639	0.068331	0.004295	0.006324	0.0066130	0.086416	2.453695	0.000438	4.9802E-04	0.0110682	1.6779E-03	0.0011736	7.61202E-05	0.000945	0.042779	0.000209	0.0722021	0.000911	4.76336E-06	0.001159	
	August	153.81524	54.29535	0.108255	0.005120	0.025730	0.0039239	0.072217	3.027833	0.000414	4.0967E-04	0.0139208	1.9560E-03	0.0017460	7.37367E-05	0.001209	0.050462	0.000574	0.0553090	0.000961	6.70248E-06	0.001349	
	September	134.59447	51.18273	0.128112	0.004468	0.026923	0.0061531	0.072944	3.306556	0.000308	2.2309E-04	0.0063964	1.5397E-03	0.0018591	5.81628E-05	0.000727	0.033445	0.000248	0.0625370	0.000646	5.29062E-06	0.001179	
	October	165.91940	63.33173	0.112738	0.004205	0.018991	0.0107792	0.076147	3.364066	0.000120	8.1962E-05	0.0236903	1.6783E-03	0.0020077	4.52651E-05	0.001118	0.058902	0.000464	0.0887963	0.000895	5.51265E-06	0.001321	
	November	231.19308	69.94916	0.110809	0.002794	0.013285	0.0031410	0.096745	2.584524	0.000164	1.5755E-04	0.0133158	1.5120E-03	0.0012249	4.52073E-05	0.001358	0.037725	0.003024	0.1091517	0.001126	2.32776E-05	0.001128	
	December	234.05028	74.38564	0.100884	0.004040	0.012051	0.0084973	0.087798	4.835694	0.000151	1.4299E-04	0.0118534	1.7297E-03	0.0012882	2.62017E-05	0.001471	0.023716	0.000587	0.0621089	0.001210	5.12763E-06	0.000946	
Year 32	January	289.49436	90.14842	0.112849	0.003518	0.037945	0.0147901	0.109900	5.442589	0.000276	3.3831E-04	0.0090234	2.0127E-03	0.0014646	3.02912E-05	0.001767	0.025081	0.001115	0.0997655	0.002481	5.89738E-06	0.000933	
	February	300.32155	99.72127	0.123322	0.003901	0.024280	0.0141116	0.117425	5.706734	0.000173	1.6270E-04	0.0168582	2.2743E-03	0.0017442	2.41154E-05	0.001967	0.031675	0.001159	0.1270303	0.001747	6.47491E-06	0.001270	
	March	288.07141	107.25357	0.013672	0.004550	0.030209	0.0233196	0.133404	7.344886	0.000140	3.7274E-04	0.0296999	2.8399E-03	0.0020865	1.96813E-05	0.002442	0.408615	0.001577	0.2321886	0.002143	7.28521E-06	0.000500	
	April	306.52631	71.99567	0.195160	0.003487	0.020390	0.0098511	0.132556	3.251789	0.000219	2.4284E-04	0.0135509	1.2981E-03	0.0011290	9.29245E-05	0.001130	0.070988	0.000259	0.0827670	0.001320	5.10942E-06	0.001656	
	May	129.21972	40.00460	0.113445	0.003784	0.006416	0.0193332	0.081810	2.693167	0.000321	4.5201E-04	0.0113192	1.1003E-03	0.0019492	9.08432E-05	0.001533	0.089603	0.000111	0.0748625	0.001556	4.95856E-06	0.001034	
	June	155.37547	48.54846	0.095967	0.004257	0.020485	0.0073908	0.091982	2.669364	0.000555	4.3982E-04	0.0194066	8.2397E-04	0.0018686	9.82343E-05	0.001208	0.072133	0.000193	0.0670784	0.000827	6.27881E-06	0.001079	
	July	178.26193	51.97639	0.064347	0.004150	0.006097	0.0066130	0.086416	2.453695	0.000438	4.9802E-04	0.0110682	1.6779E-03	0.0011736	7.61202E-05	0.000945	0.042779	0.000209	0.0722021	0.000911	4.76336E-06	0.001159	
	August	153.81524	54.29535	0.102189	0.004980	0.024963	0.0039239	0.072217	3.027833	0.000414	4.0967E-04	0.0139208	1.9560E-03	0.0017460	7.37367E-05	0.001209	0.050462	0.000574	0.0553090	0.000961	6.70248E-06	0.001349	
	September	134.59447	51.18273	0.121562	0.004318	0.026095	0.0061531	0.072944	3.306556	0.000308	2.2309E-04	0.0063964	1.5397E-03	0.0018591	5.81628E-05	0.000727	0.033445	0.000248	0.0625370	0.000646	5.29062E-06	0.001179	
	October	165.91940	63.33173	0.107812	0.004092	0.018500	0.0107792	0.076147	3.364066	0.000120	8.1962E-05	0.0236903	1.6783E-03	0.0020077	4.52651E-05	0.001118	0.058902	0.000464	0.0887963	0.000895	5.51265E-06	0.001321	
	November	231.19308	69.94916	0.110809	0.002794	0.013285	0.0031410	0.096745	2.584524	0.000164	1.5755E-04	0.0133158	1.5120E-03	0.0012249	4.52073E-05	0.001358	0.037725	0.003024	0.1091517	0.001126	2.32776E-05	0.001128	
	December	234.05028	74.38564	0.100884	0.004040	0.012051	0.0084973	0.087798	4.835694	0.000151	1.4299E-04	0.0118534	1.7297E-03	0.0012882	2.62017E-05	0.001471	0.023716	0.000587	0.0621089	0.001210	5.12763E-06	0.000946	
Year 33	January	289.49436	90.14842	0.112849	0.003518	0.037945	0.0147901	0.109900	5.442589	0.000276	3.3831E-04	0.0090234	2.0127E-03	0.0014646	3.02912E-05	0.001767	0.025081	0.001115	0.0997655	0.002481	5.89738E-06	0.000933	
	February	300.32155	99.72127	0.123322	0.003901	0.024280	0.0141116	0.117425	5.706734	0.000173	1.6270E-04	0.0168582	2.2743E-03	0.0017442	2.41154E-05	0.001967	0.031675	0.001159	0.1270303	0.001747	6.47491E-06	0.001270	
	March	288.07141	107.25357	0.013672	0.004550	0.030209	0.0233196	0.133404	7.344886	0.000140	3.7274E-04	0.0296999	2.8399E-03	0.0020865	1.96813E-05	0.002442	0.408615	0.001577	0.2321886	0.002143	7.28521E-06	0.000500	
	April	306.52631	71.99567	0.192270	0.003420	0.020025	0.0098511	0.132556	3.251789	0.000219	2.4284E-04	0.0135509	1.2981E-03	0.0011290	9.29245E-05	0.001130	0.070988	0.000259	0.0827670	0.001320	5.10942E-06	0.001656	
	May	129.21972	40.00460	0.108136	0.003661	0.006191	0.0193332	0.081810	2.693167	0.000321	4.5201E-04	0.0113192	1.1003E-03	0.0019492	9.08432E-05	0.001533	0.089603	0.000111	0.0748625	0.001556	4.95856E-06	0.001034	
	June	155.37547	48.54846	0.090583	0.004122	0.019740	0.0073908	0.091982	2.669364	0.000555	4.3982E-04	0.0194066	8.2397E-04	0.0018686	9.82343E-05	0.001208	0.072133	0.000193	0.0670784	0.000827	6.27881E-06	0.001079	
	July	178.26193	51.97639	0.060618	0.004015	0.005885	0.0066130	0.086416	2.453695	0.000438	4.9802E-04	0.0110682	1.6779E-03	0.0011736	7.61202E-05	0.000945	0.042779	0.000209	0.0722021	0.000911	4.76336E-06	0.001159	
	August	153.81524	54.29535	0.096512	0.004850	0.024245	0.0039239	0.072217	3.027833	0.000414	4.0967E-04	0.0139208	1.9560E-03	0.0017460	7.37367E-05	0.001209	0.050462	0.000574	0.0553090	0.000961	6.70248E-06	0.001349	
	September	134.59447	51.18273	0.115434	0.004177	0.025320	0.0061531	0.072944	3.306556	0.000308	2.2309E-04	0.0063964	1.5397E-03	0.0018591	5.81628E-05	0.000727	0.033445	0.000248	0.0625370	0.000646	5.29062E-06	0.001179	
	October	165.91940	63.33173	0.103202	0.003986	0.018040	0.0107792	0.076147	3.364066	0.000120	8.1962E-05	0.0236903	1.6783E-03	0.0020077	4.52651E-05	0.001118	0.058902	0.000464	0.0887963	0.000895	5.51265E-06	0.001321	
	November	231.19308	69.94916	0.110809	0.002794	0.013285	0.0031410	0.096745	2.584524	0.000164	1.5755E-04	0.0133158	1.5120E-03	0.0012249	4.52073E-05	0.001358	0.037725	0.003024	0.1091517	0.001126	2.32776E-05	0.001128	
	December	234.05028	74.38564	0.100884	0.004040	0.012051	0.0084973	0.087798	4.835694	0.000151	1.4299E-04	0.0118534	1.7297E-03	0.0012882	2.62017E-05	0.001471	0.023716	0.000587	0.0621089	0.001210	5.12763E-06	0.000946	
Year 34	January	289.49436	90.14842	0.112849	0.003518	0.037945	0.0147901	0.109900	5.442589	0.000276	3.3831E-04	0.0090234	2.0127E-03	0.0014646	3.02912E-05	0.001767	0.025081	0.001115	0.0997655	0.002481	5.89738E-06	0.000933	
	February	300.32155	99.72127	0.123322	0.003901	0.024280	0.0141116	0.117425	5.706734	0.000173	1.6270E-04	0.0168582	2.2743E-03	0.0017442	2.41154E-05	0.001967	0.031675	0.001159	0.1270303	0.001747	6.47491E-06	0.001270	
	March	288.07141	107.25357	0.013672	0.004550	0.030209	0.0233196	0.133404	7.344886	0.000140	3.7274E-04	0.0296999	2.8399E-03	0.0020865	1.96813E-05	0.002442	0.408615	0.001577	0.2321886	0.002143	7.28521E-06	0.000500	
	April	306.52631																					

		Uranium (U) Total	Zinc (Zn) Total	Dissolved Organic Carbon
		mg/L	mg/L	mg/L
Year 31	January	0.004544	0.001516	1.252547
	February	0.004294	0.001568	0.135471
	March	0.003048	0.004524	0.622801
	April	0.006406	0.007145	0.855363
	May	0.003908	0.013539	1.866076
	June	0.003266	0.005317	1.564214
	July	0.003873	0.003714	1.207308
	August	0.004153	0.005618	1.495690
	September	0.004074	0.001800	0.399781
	October	0.004015	0.001586	0.226530
	November	0.003521	0.002124	0.317544
	December	0.003465	0.001142	0.512078
Year 32	January	0.004544	0.001516	1.252547
	February	0.004294	0.001568	0.135471
	March	0.003048	0.004524	0.622801
	April	0.006406	0.007145	0.855363
	May	0.003908	0.013539	1.866076
	June	0.003266	0.005317	1.564214
	July	0.003873	0.003714	1.207308
	August	0.004153	0.005618	1.495690
	September	0.004074	0.001800	0.399781
	October	0.004015	0.001586	0.226530
	November	0.003521	0.002124	0.317544
	December	0.003465	0.001142	0.512078
Year 33	January	0.004544	0.001516	1.252547
	February	0.004294	0.001568	0.135471
	March	0.003048	0.004524	0.622801
	April	0.006406	0.007145	0.855363
	May	0.003908	0.013539	1.866076
	June	0.003266	0.005317	1.564214
	July	0.003873	0.003714	1.207308
	August	0.004153	0.005618	1.495690
	September	0.004074	0.001800	0.399781
	October	0.004015	0.001586	0.226530
	November	0.003521	0.002124	0.317544
	December	0.003465	0.001142	0.512078
Year 34	January	0.004544	0.001516	1.252547
	February	0.004294	0.001568	0.135471
	March	0.003048	0.004524	0.622801
	April	0.006406	0.007145	0.855363
	May	0.003908	0.013539	1.866076
	June	0.003266	0.005317	1.564214
	July	0.003873	0.003714	1.207308
	August	0.004153	0.005618	1.495690
	September	0.004074	0.001800	0.399781
	October	0.004015	0.001586	0.226530
	November	0.003521	0.002124	0.317544
	December	0.003465	0.001142	0.512078

		Hardness (from Total)	Sulphate dissolved	Nitrate (N)	Nitrite (N)	Ammonia (N)	Phosphorus (P)	Fluoride (F)	Chloride (Cl)	Cyanide Total	Cyanide Weak Acid Dissociable	Aluminum (Al) Total	Antimony (Sb) Total	Arsenic (As) Total	Cadmium (Cd) Total	Copper (Cu) Total	Iron (Fe) Total	Lead (Pb) Total	Manganese (Mn) Total	Nickel (Ni) Total	Silver (Ag) Total	Selenium (Se) Total
		mg/L	mg/L	mg/L	mg/L	mg/L	mg/L	mg/L	mg/L	mg/L	mg/L	mg/L	mg/L	mg/L	mg/L	mg/L	mg/L	mg/L	mg/L	mg/L	mg/L	mg/L
Year 35	January	289.49436	90.14842	0.112849	0.003518	0.037945	0.0147901	0.109900	5.442589	0.000276	3.3831E-04	0.0090234	2.0127E-03	0.0014646	3.02912E-05	0.001767	0.025081	0.001115	0.0997655	0.002481	5.89738E-06	0.000933
	February	300.32155	99.72127	0.123322	0.003901	0.024280	0.0141116	0.117425	5.706734	0.000173	1.6270E-04	0.0168582	2.2743E-03	0.0017442	2.41154E-05	0.001967	0.031675	0.001159	0.1270303	0.001747	6.47491E-06	0.001270
	March	288.07141	107.25357	0.013672	0.004550	0.030209	0.0233196	0.133404	7.344886	0.000140	3.7274E-04	0.0296999	2.8399E-03	0.0020865	1.96813E-05	0.002442	0.408615	0.001577	0.2321886	0.002143	7.28521E-06	0.000500
	April	306.52631	71.99567	0.187036	0.003300	0.019363	0.0098511	0.132556	3.251789	0.000219	2.4284E-04	0.0135509	1.2981E-03	0.0011290	9.29245E-05	0.001130	0.070988	0.000259	0.0827670	0.001320	5.10942E-06	0.001656
	May	129.21972	40.00460	0.098521	0.003440	0.005783	0.0193332	0.081810	2.693167	0.000321	4.5201E-04	0.0113192	1.1003E-03	0.0019492	9.08432E-05	0.001533	0.089603	0.000111	0.0748625	0.001556	4.95856E-06	0.001034
	June	155.37547	48.54846	0.080830	0.003877	0.018391	0.0073908	0.091982	2.669364	0.000555	4.3982E-04	0.0194066	8.2397E-04	0.0018686	9.82343E-05	0.001208	0.072133	0.000193	0.0670784	0.000827	6.27881E-06	0.001079
	July	178.26193	51.97639	0.053865	0.003770	0.005500	0.0066130	0.086416	2.453695	0.000438	4.9802E-04	0.0110682	1.6779E-03	0.0011736	7.61202E-05	0.000945	0.042779	0.000209	0.0722021	0.000911	4.76336E-06	0.001159
	August	153.81524	54.29535	0.086230	0.004614	0.022945	0.0039239	0.072217	3.027833	0.000414	4.0967E-04	0.0139208	1.9560E-03	0.0017460	7.37367E-05	0.001209	0.050462	0.000574	0.0553090	0.000961	6.70248E-06	0.001349
	September	134.59447	51.18273	0.104333	0.003922	0.023916	0.0061531	0.072944	3.306556	0.000308	2.2309E-04	0.0063964	1.5397E-03	0.0018591	5.81628E-05	0.000727	0.033445	0.000248	0.0625370	0.000646	5.29062E-06	0.001179
	October	165.91940	63.33173	0.094853	0.003794	0.017207	0.0107792	0.076147	3.364066	0.000120	8.1962E-05	0.0236903	1.6783E-03	0.0020077	4.52651E-05	0.001118	0.058902	0.000464	0.0887963	0.000895	5.51265E-06	0.001321
	November	231.19308	69.94916	0.110809	0.002794	0.013285	0.0031410	0.096745	2.584524	0.000164	1.5755E-04	0.0133158	1.5120E-03	0.0012249	4.52073E-05	0.001358	0.037725	0.003024	0.1091517	0.001126	2.32776E-05	0.001128
	December	234.05028	74.38564	0.100884	0.004040	0.012051	0.0084973	0.087798	4.835694	0.000151	1.4299E-04	0.0118534	1.7297E-03	0.0012882	2.62017E-05	0.001471	0.023716	0.000587	0.0621089	0.001210	5.12763E-06	0.000946
Year 36	January	289.49436	90.14842	0.112849	0.003518	0.037945	0.0147901	0.109900	5.442589	0.000276	3.3831E-04	0.0090234	2.0127E-03	0.0014646	3.02912E-05	0.001767	0.025081	0.001115	0.0997655	0.002481	5.89738E-06	0.000933
	February	300.32155	99.72127	0.123322	0.003901	0.024280	0.0141116	0.117425	5.706734	0.000173	1.6270E-04	0.0168582	2.2743E-03	0.0017442	2.41154E-05	0.001967	0.031675	0.001159	0.1270303	0.001747	6.47491E-06	0.001270
	March	288.07141	107.25357	0.013672	0.004550	0.030209	0.0233196	0.133404	7.344886	0.000140	3.7274E-04	0.0296999	2.8399E-03	0.0020865	1.96813E-05	0.002442	0.408615	0.001577	0.2321886	0.002143	7.28521E-06	0.000500
	April	306.52631	71.99567	0.184668	0.003246	0.019063	0.0098511	0.132556	3.251789	0.000219	2.4284E-04	0.0135509	1.2981E-03	0.0011290	9.29245E-05	0.001130	0.070988	0.000259	0.0827670	0.001320	5.10942E-06	0.001656
	May	129.21972	40.00460	0.094171	0.003340	0.005598	0.0193332	0.081810	2.693167	0.000321	4.5201E-04	0.0113192	1.1003E-03	0.0019492	9.08432E-05	0.001533	0.089603	0.000111	0.0748625	0.001556	4.95856E-06	0.001034
	June	155.37547	48.54846	0.076418	0.003766	0.017781	0.0073908	0.091982	2.669364	0.000555	4.3982E-04	0.0194066	8.2397E-04	0.0018686	9.82343E-05	0.001208	0.072133	0.000193	0.0670784	0.000827	6.27881E-06	0.001079
	July	178.26193	51.97639	0.050810	0.003659	0.005325	0.0066130	0.086416	2.453695	0.000438	4.9802E-04	0.0110682	1.6779E-03	0.0011736	7.61202E-05	0.000945	0.042779	0.000209	0.0722021	0.000911	4.76336E-06	0.001159
	August	153.81524	54.29535	0.081579	0.004507	0.022357	0.0039239	0.072217	3.027833	0.000414	4.0967E-04	0.0139208	1.9560E-03	0.0017460	7.37367E-05	0.001209	0.050462	0.000574	0.0553090	0.000961	6.70248E-06	0.001349
	September	134.59447	51.18273	0.099312	0.003806	0.023281	0.0061531	0.072944	3.306556	0.000308	2.2309E-04	0.0063964	1.5397E-03	0.0018591	5.81628E-05	0.000727	0.033445	0.000248	0.0625370	0.000646	5.29062E-06	0.001179
	October	165.91940	63.33173	0.091077	0.003707	0.016831	0.0107792	0.076147	3.364066	0.000120	8.1962E-05	0.0236903	1.6783E-03	0.0020077	4.52651E-05	0.001118	0.058902	0.000464	0.0887963	0.000895	5.51265E-06	0.001321
	November	231.19308	69.94916	0.110809	0.002794	0.013285	0.0031410	0.096745	2.584524	0.000164	1.5755E-04	0.0133158	1.5120E-03	0.0012249	4.52073E-05	0.001358	0.037725	0.003024	0.1091517	0.001126	2.32776E-05	0.001128
	December	234.05028	74.38564	0.100884	0.004040	0.012051	0.0084973	0.087798	4.835694	0.000151	1.4299E-04	0.0118534	1.7297E-03	0.0012882	2.62017E-05	0.001471	0.023716	0.000587	0.0621089	0.001210	5.12763E-06	0.000946

		Uranium (U) Total	Zinc (Zn) Total	Dissolved Organic Carbon
		mg/L	mg/L	mg/L
Year 35	January	0.004544	0.001516	1.252547
	February	0.004294	0.001568	0.135471
	March	0.003048	0.004524	0.622801
	April	0.006406	0.007145	0.855363
	May	0.003908	0.013539	1.866076
	June	0.003266	0.005317	1.564214
	July	0.003873	0.003714	1.207308
	August	0.004153	0.005618	1.495690
	September	0.004074	0.001800	0.399781
	October	0.004015	0.001586	0.226530
	November	0.003521	0.002124	0.317544
	December	0.003465	0.001142	0.512078
Year 36	January	0.004544	0.001516	1.252547
	February	0.004294	0.001568	0.135471
	March	0.003048	0.004524	0.622801
	April	0.006406	0.007145	0.855363
	May	0.003908	0.013539	1.866076
	June	0.003266	0.005317	1.564214
	July	0.003873	0.003714	1.207308
	August	0.004153	0.005618	1.495690
	September	0.004074	0.001800	0.399781
	October	0.004015	0.001586	0.226530
	November	0.003521	0.002124	0.317544
	December	0.003465	0.001142	0.512078

		Hardness (from Total)	Sulphate Dissolved	Nitrate (N)	Nitrite (N)	Ammonia (N)	Fluoride (F)	Cyanide Total	Cyanide Weak Acid Dissociable	Aluminum (Al) Total	Antimony (Sb) Total	Arsenic (As) Total
		mg/L	mg/L	mg/L	mg/L	mg/L	mg/L	mg/L	mg/L	mg/L	mg/L	mg/L
Year -1	January	88.8000000	13.8000000	0.15400000	0.001000000	0.009000000	0.045000000	6.3000E-04	0.000720000	0.014900000	1.0000E-05	1.8800E-04
	February	84.9000000	13.5000000	0.15900000	0.001000000	0.006600000	0.047000000	2.5000E-04	0.000650000	0.022800000	1.0000E-05	3.0700E-04
	March	91.8000000	14.6000000	0.15100000	0.001000000	0.051000000	0.045000000	2.5000E-04	0.000540000	0.013600000	1.0000E-05	1.9300E-04
	April	98.9000000	13.7000000	0.09350000	0.001000000	0.007400000	0.058000000	5.0000E-04	0.000250000	0.021000000	2.5000E-05	1.5100E-04
	May	47.7000000	5.0000000	0.03440000	0.001800000	0.006300000	0.038000000	5.3000E-04	0.000500000	0.440000000	2.5000E-05	4.0000E-04
	June	60.8000000	10.2000000	0.04000000	0.001000000	0.007300000	0.042000000	5.0000E-04	0.000500000	0.081000000	4.0000E-05	2.5200E-04
	July	70.8000000	11.6000000	0.01980000	0.001000000	0.010200000	0.043000000	5.0000E-04	0.000550000	0.036000000	3.1000E-05	2.6000E-04
	August	65.5000000	9.6000000	0.03780000	0.002500000	0.002500000	0.043000000	3.8000E-04	0.000500000	0.027100000	2.4000E-05	1.7000E-04
	September	66.2000000	10.1000000	0.04560000	0.001800000	0.004700000	0.045000000	6.1000E-04	0.000550000	0.030100000	2.4000E-05	1.5000E-04
	October	76.0000000	13.6000000	0.05810000	0.001000000	0.013400000	0.039000000	2.5000E-04	0.000250000	0.027300000	3.0000E-05	1.8500E-04
	November	83.4000000	16.0000000	0.07930000	0.001000000	0.002500000	0.044000000	5.7000E-04	0.000250000	0.034700000	3.6000E-05	2.1800E-04
	December	79.5000000	12.9000000	0.09780000	0.003000000	0.006700000	0.039000000	2.5000E-04	0.000250000	0.027300000	3.4000E-05	2.2900E-04
Year 0	January	88.8000000	13.8000000	0.15400000	0.001000000	0.009000000	0.045000000	6.3000E-04	0.000720000	0.014900000	1.0000E-05	1.8800E-04
	February	84.9000000	13.5000000	0.15900000	0.001000000	0.006600000	0.047000000	2.5000E-04	0.000650000	0.022800000	1.0000E-05	3.0700E-04
	March	91.8000000	14.6000000	0.15100000	0.001000000	0.051000000	0.045000000	2.5000E-04	0.000540000	0.013600000	1.0000E-05	1.9300E-04
	April	98.9000000	13.7000000	0.09350000	0.001000000	0.007400000	0.058000000	5.0000E-04	0.000250000	0.021000000	2.5000E-05	1.5100E-04
	May	47.7000000	5.0000000	0.03440000	0.001800000	0.006300000	0.038000000	5.3000E-04	0.000500000	0.440000000	2.5000E-05	4.0000E-04
	June	60.8000000	10.2000000	0.04000000	0.001000000	0.007300000	0.042000000	5.0000E-04	0.000500000	0.081000000	4.0000E-05	2.5200E-04
	July	70.8000000	11.6000000	0.01980000	0.001000000	0.010200000	0.043000000	5.0000E-04	0.000550000	0.036000000	3.1000E-05	2.6000E-04
	August	65.5000000	9.6000000	0.03780000	0.002500000	0.002500000	0.043000000	3.8000E-04	0.000500000	0.027100000	2.4000E-05	1.7000E-04
	September	66.2000000	10.1000000	0.04560000	0.001800000	0.004700000	0.045000000	6.1000E-04	0.000550000	0.030100000	2.4000E-05	1.5000E-04
	October	76.0000000	13.6000000	0.05810000	0.001000000	0.013400000	0.039000000	2.5000E-04	0.000250000	0.027300000	3.0000E-05	1.8500E-04
	November	83.4000000	16.0000000	0.07930000	0.001000000	0.002500000	0.044000000	5.7000E-04	0.000250000	0.034700000	3.6000E-05	2.1800E-04
	December	79.5000000	12.9000000	0.09780000	0.003000000	0.006700000	0.039000000	2.5000E-04	0.000250000	0.027300000	3.4000E-05	2.2900E-04
Year 1	January	108.8826096	23.1103777	0.15265530	0.001000000	0.013427728	0.049556934	6.0005E-04	0.000688310	0.012788930	1.4494E-05	2.0326E-04
	February	104.7760190	23.5180174	0.15421076	0.000988772	0.008151326	0.048489785	2.4719E-04	0.000512644	0.021336494	1.7657E-05	3.1657E-04
	March	115.2743224	26.0230773	0.14672988	0.000982743	0.032804057	0.046477661	2.4569E-04	0.000413698	0.012042955	1.8867E-05	2.0225E-04
	April	104.4707020	16.2295100	0.09580856	0.001147517	0.008036435	0.057849564	4.8622E-04	0.000250450	0.020924178	2.5990E-05	1.5414E-04
	May	59.2715362	8.9681360	0.04420395	0.001665719	0.007534117	0.040703702	5.5225E-04	0.000477240	0.347775384	3.0325E-05	3.8982E-04
	June	66.5905874	13.9407843	0.04257577	0.001038237	0.006240683	0.041113100	5.2966E-04	0.000508575	0.066276701	3.9548E-05	2.2927E-04
	July	77.5030412	15.9530254	0.02474588	0.001000000	0.011196212	0.043072459	4.5906E-04	0.000526931	0.033236499	3.4749E-05	2.4908E-04
	August	74.8443074	14.6738644	0.04358203	0.002304995	0.002843952	0.042647576	3.7675E-04	0.000497774	0.025946328	3.6149E-05	1.8275E-04
	September	79.7150392	17.4275845	0.06016847	0.001636143	0.005168494	0.046768523	5.9361E-04	0.000543066	0.026532745	2.5191E-05	1.5253E-04
	October	93.8321816	21.9958167	0.07691260	0.001000000	0.011244935	0.044890875	2.7832E-04	0.000282222	0.022944268	2.8898E-05	1.7532E-04
	November	97.1568119	23.5431037	0.08888251	0.001282355	0.003755384	0.048948053	4.7397E-04	0.000246991	0.028117253	3.6418E-05	2.2411E-04
	December	91.5320500	20.2266110	0.10711047	0.002908561	0.006575585	0.038698997	2.4238E-04	0.000242380	0.022941789	3.4144E-05	2.0834E-04
	January	108.8826096	23.1103777	0.15265530	0.001000000	0.013427728	0.049556934	6.0005E-04	0.000688310	0.012788930	1.4494E-05	2.0326E-04

		Cadmium (Cd) Total	Copper (Cu) Total	Iron (Fe) Total	Lead (Pb) Total	Manganese (Mn) Total	Nickel (Ni) Total	Silver (Ag) Total	Selenium (Se) Total	Uranium (U) Total	Zinc (Zn) Total	Dissolved Organic Carbon
		mg/L	mg/L	mg/L	mg/L	mg/L	mg/L	mg/L	mg/L	mg/L	mg/L	mg/L
Year -1	January	4.1000E-05	3.4700E-04	0.171000000	4.2000E-05	0.082400000	3.6200E-04	2.5000E-06	2.9700E-04	8.6100E-04	0.003880000	1.430000000
	February	4.3000E-05	6.3300E-03	0.357000000	1.0100E-04	0.115000000	4.0800E-04	2.5000E-06	3.0400E-04	7.3300E-04	0.005090000	0.250000000
	March	2.7000E-05	2.6900E-04	0.221000000	2.3000E-05	0.094500000	3.4500E-04	2.5000E-06	3.2800E-04	7.8300E-04	0.002550000	1.290000000
	April	2.1000E-05	5.6000E-04	0.150000000	1.9600E-04	0.045000000	5.0000E-04	5.0000E-06	2.3600E-04	2.0600E-03	0.003800000	3.340000000
	May	4.0000E-05	2.1000E-03	0.085000000	5.0000E-05	0.079000000	2.0000E-03	5.0000E-06	1.3300E-04	6.2300E-04	0.008000000	7.080000000
	June	2.0000E-05	8.4000E-04	0.206000000	2.0400E-04	0.020000000	5.1900E-04	6.0000E-06	1.3800E-04	4.3300E-04	0.005020000	3.130000000
	July	2.7500E-05	6.0000E-04	0.119000000	6.9800E-05	0.038200000	5.0000E-04	5.0000E-06	1.5200E-04	5.8600E-04	0.003800000	2.900000000
	August	3.0000E-05	8.5000E-04	0.085400000	1.0000E-04	0.021500000	5.0000E-04	5.0000E-06	1.1100E-04	4.7300E-04	0.004560000	3.670000000
	September	2.5000E-05	5.7200E-04	0.080200000	1.2200E-04	0.017400000	4.8100E-04	3.8000E-06	1.1200E-04	5.1700E-04	0.004180000	3.560000000
	October	2.6000E-05	4.8300E-04	0.077900000	4.7000E-05	0.023300000	3.9500E-04	2.5000E-06	1.9800E-04	6.7600E-04	0.003160000	3.160000000
	November	4.1000E-05	5.2100E-04	0.103000000	8.5000E-05	0.037600000	4.3000E-04	2.5000E-06	2.5100E-04	8.0400E-04	0.004210000	3.710000000
	December	3.4000E-05	5.0000E-04	0.132000000	5.2000E-05	0.045000000	3.9800E-04	2.5000E-06	2.9600E-04	1.0700E-03	0.003770000	3.090000000
Year 0	January	4.1000E-05	3.4700E-04	0.171000000	4.2000E-05	0.082400000	3.6200E-04	2.5000E-06	2.9700E-04	8.6100E-04	0.003880000	1.430000000
	February	4.3000E-05	6.3300E-03	0.357000000	1.0100E-04	0.115000000	4.0800E-04	2.5000E-06	3.0400E-04	7.3300E-04	0.005090000	0.250000000
	March	2.7000E-05	2.6900E-04	0.221000000	2.3000E-05	0.094500000	3.4500E-04	2.5000E-06	3.2800E-04	7.8300E-04	0.002550000	1.290000000
	April	2.1000E-05	5.6000E-04	0.150000000	1.9600E-04	0.045000000	5.0000E-04	5.0000E-06	2.3600E-04	2.0600E-03	0.003800000	3.340000000
	May	4.0000E-05	2.1000E-03	0.085000000	5.0000E-05	0.079000000	2.0000E-03	5.0000E-06	1.3300E-04	6.2300E-04	0.008000000	7.080000000
	June	2.0000E-05	8.4000E-04	0.206000000	2.0400E-04	0.020000000	5.1900E-04	6.0000E-06	1.3800E-04	4.3300E-04	0.005020000	3.130000000
	July	2.7500E-05	6.0000E-04	0.119000000	6.9800E-05	0.038200000	5.0000E-04	5.0000E-06	1.5200E-04	5.8600E-04	0.003800000	2.900000000
	August	3.0000E-05	8.5000E-04	0.085400000	1.0000E-04	0.021500000	5.0000E-04	5.0000E-06	1.1100E-04	4.7300E-04	0.004560000	3.670000000
	September	2.5000E-05	5.7200E-04	0.080200000	1.2200E-04	0.017400000	4.8100E-04	3.8000E-06	1.1200E-04	5.1700E-04	0.004180000	3.560000000
	October	2.6000E-05	4.8300E-04	0.077900000	4.7000E-05	0.023300000	3.9500E-04	2.5000E-06	1.9800E-04	6.7600E-04	0.003160000	3.160000000
	November	4.1000E-05	5.2100E-04	0.103000000	8.5000E-05	0.037600000	4.3000E-04	2.5000E-06	2.5100E-04	8.0400E-04	0.004210000	3.710000000
	December	3.4000E-05	5.0000E-04	0.132000000	5.2000E-05	0.045000000	3.9800E-04	2.5000E-06	2.9600E-04	1.0700E-03	0.003770000	3.090000000
Year 1	January	8.8426E-05	3.8185E-04	0.226717148	5.8784E-05	0.073321468	3.5857E-04	2.5000E-06	7.0249E-04	1.5584E-03	0.014858387	1.339967330
	February	1.0132E-04	4.4284E-03	0.376345182	2.1328E-04	0.096362053	4.0672E-04	2.4719E-06	7.0482E-04	1.5160E-03	0.017842543	0.247192916
	March	8.8481E-05	3.1280E-04	0.247645146	4.6234E-05	0.072106824	3.4524E-04	2.4569E-06	8.4103E-04	1.8534E-03	0.015494961	1.018897678
	April	3.3338E-05	5.7125E-04	0.160996015	2.0903E-04	0.044060465	5.0151E-04	4.7546E-06	4.0039E-04	2.1990E-03	0.006185804	3.172649326
	May	7.3337E-05	2.1071E-03	0.130269631	1.5425E-04	0.065159394	1.6720E-03	4.4054E-06	3.2912E-04	8.0296E-04	0.012942821	6.256882201
	June	5.0245E-05	8.2735E-04	0.185806375	2.0429E-04	0.018185186	4.9068E-04	5.2444E-06	2.0908E-04	5.2804E-04	0.010124546	2.703743670
	July	6.2956E-05	6.5504E-04	0.120572599	7.6974E-05	0.033339930	4.7426E-04	4.9466E-06	2.3248E-04	7.1161E-04	0.009738676	2.628497227
	August	7.3888E-05	8.6249E-04	0.086853324	1.1746E-04	0.019277613	5.3113E-04	4.9777E-06	1.8169E-04	6.1985E-04	0.010063788	3.306044902
	September	8.4767E-05	6.1663E-04	0.089612713	1.2877E-04	0.016788676	4.7929E-04	3.5337E-06	2.8763E-04	7.9185E-04	0.013628939	3.049168992
	October	7.5825E-05	5.1733E-04	0.084048701	7.9107E-05	0.018964586	3.7104E-04	2.5000E-06	5.1836E-04	1.1732E-03	0.010656377	2.614407057
	November	9.7871E-05	5.1316E-04	0.165613010	8.9860E-05	0.045980958	4.1093E-04	2.4699E-06	5.4400E-04	1.2222E-03	0.014765726	2.836580408
	December	8.7890E-05	4.8750E-04	0.153661474	1.1424E-04	0.038696906	4.1871E-04	2.6497E-06	5.7369E-04	1.4883E-03	0.015525841	2.471469126
January	8.8426E-05	3.8185E-04	0.226717148	5.8784E-05	0.073321468	3.5857E-04	2.5000E-06	7.0249E-04	1.5584E-03	0.014858387	1.339967330	

		Hardness (from Total)	Sulphate Dissolved	Nitrate (N)	Nitrite (N)	Ammonia (N)	Fluoride (F)	Cyanide Total	Cyanide Weak Acid Dissociable	Aluminum (Al) Total	Antimony (Sb) Total	Arsenic (As) Total
		mg/L	mg/L	mg/L	mg/L	mg/L	mg/L	mg/L	mg/L	mg/L	mg/L	mg/L
Year 2	February	104.7760190	23.5180174	0.15421076	0.000988772	0.008151326	0.048489785	2.4719E-04	0.000512644	0.021336494	1.7657E-05	3.1657E-04
	March	115.2743224	26.0230773	0.14672988	0.000982743	0.032804057	0.046477661	2.4569E-04	0.000413698	0.012042955	1.8867E-05	2.0225E-04
	April	104.4707020	16.2295100	0.09580856	0.001147517	0.008036435	0.057849564	4.8622E-04	0.000250450	0.020924178	2.5990E-05	1.5414E-04
	May	59.2715362	8.9681360	0.04420395	0.001665719	0.007534117	0.040703702	5.5225E-04	0.000477240	0.347775384	3.0325E-05	3.8982E-04
	June	66.5905874	13.9407843	0.04257577	0.001038237	0.006240683	0.041113100	5.2966E-04	0.000508575	0.066276701	3.9548E-05	2.2927E-04
	July	77.5030412	15.9530254	0.02474588	0.001000000	0.011196212	0.043072459	4.5906E-04	0.000526931	0.033236499	3.4749E-05	2.4908E-04
	August	74.8443074	14.6738644	0.04358203	0.002304995	0.002843952	0.042647576	3.7675E-04	0.000497774	0.025946328	3.6149E-05	1.8275E-04
	September	79.7150392	17.4275845	0.06016847	0.001636143	0.005168494	0.046768523	5.9361E-04	0.000543066	0.026532745	2.5191E-05	1.5253E-04
	October	93.8321816	21.9958167	0.07691260	0.001000000	0.011244935	0.044890875	2.7832E-04	0.000282222	0.022944268	2.8898E-05	1.7532E-04
	November	97.1568119	23.5431037	0.08888251	0.001282355	0.003755384	0.048948053	4.7397E-04	0.000246991	0.028117253	3.6418E-05	2.2411E-04
	December	91.5320500	20.2266110	0.10711047	0.002908561	0.006575585	0.038698997	2.4238E-04	0.000242380	0.022941789	3.4144E-05	2.0834E-04

		Cadmium (Cd) Total	Copper (Cu) Total	Iron (Fe) Total	Lead (Pb) Total	Manganese (Mn) Total	Nickel (Ni) Total	Silver (Ag) Total	Selenium (Se) Total	Uranium (U) Total	Zinc (Zn) Total	Dissolved Organic Carbon
		mg/L	mg/L	mg/L	mg/L	mg/L	mg/L	mg/L	mg/L	mg/L	mg/L	mg/L
Year 2	February	1.0132E-04	4.4284E-03	0.376345182	2.1328E-04	0.096362053	4.0672E-04	2.4719E-06	7.0482E-04	1.5160E-03	0.017842543	0.247192916
	March	8.8481E-05	3.1280E-04	0.247645146	4.6234E-05	0.072106824	3.4524E-04	2.4569E-06	8.4103E-04	1.8534E-03	0.015494961	1.018897678
	April	3.3338E-05	5.7125E-04	0.160996015	2.0903E-04	0.044060465	5.0151E-04	4.7546E-06	4.0039E-04	2.1990E-03	0.006185804	3.172649326
	May	7.3337E-05	2.1071E-03	0.130269631	1.5425E-04	0.065159394	1.6720E-03	4.4054E-06	3.2912E-04	8.0296E-04	0.012942821	6.256882201
	June	5.0245E-05	8.2735E-04	0.185806375	2.0429E-04	0.018185186	4.9068E-04	5.2444E-06	2.0908E-04	5.2804E-04	0.010124546	2.703743670
	July	6.2956E-05	6.5504E-04	0.120572599	7.6974E-05	0.033339930	4.7426E-04	4.9466E-06	2.3248E-04	7.1161E-04	0.009738676	2.628497227
	August	7.3888E-05	8.6249E-04	0.086853324	1.1746E-04	0.019277613	5.3113E-04	4.9777E-06	1.8169E-04	6.1985E-04	0.010063788	3.306044902
	September	8.4767E-05	6.1663E-04	0.089612713	1.2877E-04	0.016788676	4.7929E-04	3.5337E-06	2.8763E-04	7.9185E-04	0.013628939	3.049168992
	October	7.5825E-05	5.1733E-04	0.084048701	7.9107E-05	0.018964586	3.7104E-04	2.5000E-06	5.1836E-04	1.1732E-03	0.010656377	2.614407057
	November	9.7871E-05	5.1316E-04	0.165613010	8.9860E-05	0.045980958	4.1093E-04	2.4699E-06	5.4400E-04	1.2222E-03	0.014765726	2.836580408
	December	8.7890E-05	4.8750E-04	0.153661474	1.1424E-04	0.038696906	4.1871E-04	2.6497E-06	5.7369E-04	1.4883E-03	0.015525841	2.471469126

		Hardness (from Total)	Sulphate Dissolved	Nitrate (N)	Nitrite (N)	Ammonia (N)	Fluoride (F)	Cyanide Total	Cyanide Weak Acid Dissociable	Aluminum (Al) Total	Antimony (Sb) Total	Arsenic (As) Total
		mg/L	mg/L	mg/L	mg/L	mg/L	mg/L	mg/L	mg/L	mg/L	mg/L	mg/L
Year 3	January	108.8826096	23.1103777	0.15265530	0.001000000	0.013427728	0.049556934	6.0005E-04	0.000688310	0.012788930	1.4494E-05	2.0326E-04
	February	104.7760190	23.5180174	0.15421076	0.000988772	0.008151326	0.048489785	2.4719E-04	0.000512644	0.021336494	1.7657E-05	3.1657E-04
	March	115.2743224	26.0230773	0.14672988	0.000982743	0.032804057	0.046477661	2.4569E-04	0.000413698	0.012042955	1.8867E-05	2.0225E-04
	April	104.4707020	16.2295100	0.09580856	0.001147517	0.008036435	0.057849564	4.8622E-04	0.000250450	0.020924178	2.5990E-05	1.5414E-04
	May	59.2715362	8.9681360	0.04420395	0.001665719	0.007534117	0.040703702	5.5225E-04	0.000477240	0.347775384	3.0325E-05	3.8982E-04
	June	66.5905874	13.9407843	0.04257577	0.001038237	0.006240683	0.041113100	5.2966E-04	0.000508575	0.066276701	3.9548E-05	2.2927E-04
	July	77.5030412	15.9530254	0.02474588	0.001000000	0.011196212	0.043072459	4.5906E-04	0.000526931	0.033236499	3.4749E-05	2.4908E-04
	August	74.8443074	14.6738644	0.04358203	0.002304995	0.002843952	0.042647576	3.7675E-04	0.000497774	0.025946328	3.6149E-05	1.8275E-04
	September	79.7150392	17.4275845	0.06016847	0.001636143	0.005168494	0.046768523	5.9361E-04	0.000543066	0.026532745	2.5191E-05	1.5253E-04
	October	93.8321816	21.9958167	0.07691260	0.001000000	0.011244935	0.044890875	2.7832E-04	0.000282222	0.022944268	2.8898E-05	1.7532E-04
	November	97.1568119	23.5431037	0.08888251	0.001282355	0.003755384	0.048948053	4.7397E-04	0.000246991	0.028117253	3.6418E-05	2.2411E-04
	December	91.5320500	20.2266110	0.10711047	0.002908561	0.006575585	0.038698997	2.4238E-04	0.000242380	0.022941789	3.4144E-05	2.0834E-04
Year 4	January	108.8826096	23.1103777	0.15265530	0.001000000	0.013427728	0.049556934	6.0005E-04	0.000688310	0.012788930	1.4494E-05	2.0326E-04
	February	104.7760190	23.5180174	0.15421076	0.000988772	0.008151326	0.048489785	2.4719E-04	0.000512644	0.021336494	1.7657E-05	3.1657E-04
	March	115.2743224	26.0230773	0.14672988	0.000982743	0.032804057	0.046477661	2.4569E-04	0.000413698	0.012042955	1.8867E-05	2.0225E-04
	April	104.4707020	16.2295100	0.09580856	0.001147517	0.008036435	0.057849564	4.8622E-04	0.000250450	0.020924178	2.5990E-05	1.5414E-04
	May	59.2715362	8.9681360	0.04420395	0.001665719	0.007534117	0.040703702	5.5225E-04	0.000477240	0.347775384	3.0325E-05	3.8982E-04
	June	66.5905874	13.9407843	0.04257577	0.001038237	0.006240683	0.041113100	5.2966E-04	0.000508575	0.066276701	3.9548E-05	2.2927E-04
	July	77.5030412	15.9530254	0.02474588	0.001000000	0.011196212	0.043072459	4.5906E-04	0.000526931	0.033236499	3.4749E-05	2.4908E-04
	August	74.8443074	14.6738644	0.04358203	0.002304995	0.002843952	0.042647576	3.7675E-04	0.000497774	0.025946328	3.6149E-05	1.8275E-04
	September	79.7150392	17.4275845	0.06016847	0.001636143	0.005168494	0.046768523	5.9361E-04	0.000543066	0.026532745	2.5191E-05	1.5253E-04
	October	93.8321816	21.9958167	0.07691260	0.001000000	0.011244935	0.044890875	2.7832E-04	0.000282222	0.022944268	2.8898E-05	1.7532E-04
	November	97.1568119	23.5431037	0.08888251	0.001282355	0.003755384	0.048948053	4.7397E-04	0.000246991	0.028117253	3.6418E-05	2.2411E-04
	December	91.5320500	20.2266110	0.10711047	0.002908561	0.006575585	0.038698997	2.4238E-04	0.000242380	0.022941789	3.4144E-05	2.0834E-04
Year 5	January	108.8826096	23.1103777	0.15265530	0.001000000	0.013427728	0.049556934	6.0005E-04	0.000688310	0.012788930	1.4494E-05	2.0326E-04
	February	104.7760190	23.5180174	0.15421076	0.000988772	0.008151326	0.048489785	2.4719E-04	0.000512644	0.021336494	1.7657E-05	3.1657E-04
	March	115.2743224	26.0230773	0.14672988	0.000982743	0.032804057	0.046477661	2.4569E-04	0.000413698	0.012042955	1.8867E-05	2.0225E-04
	April	104.4707020	16.2295100	0.09580856	0.001147517	0.008036435	0.057849564	4.8622E-04	0.000250450	0.020924178	2.5990E-05	1.5414E-04
	May	59.2715362	8.9681360	0.04420395	0.001665719	0.007534117	0.040703702	5.5225E-04	0.000477240	0.347775384	3.0325E-05	3.8982E-04
	June	66.5905874	13.9407843	0.04257577	0.001038237	0.006240683	0.041113100	5.2966E-04	0.000508575	0.066276701	3.9548E-05	2.2927E-04
	July	77.5030412	15.9530254	0.02474588	0.001000000	0.011196212	0.043072459	4.5906E-04	0.000526931	0.033236499	3.4749E-05	2.4908E-04
	August	74.8443074	14.6738644	0.04358203	0.002304995	0.002843952	0.042647576	3.7675E-04	0.000497774	0.025946328	3.6149E-05	1.8275E-04
	September	79.7150392	17.4275845	0.06016847	0.001636143	0.005168494	0.046768523	5.9361E-04	0.000543066	0.026532745	2.5191E-05	1.5253E-04
	October	93.8321816	21.9958167	0.07691260	0.001000000	0.011244935	0.044890875	2.7832E-04	0.000282222	0.022944268	2.8898E-05	1.7532E-04
	November	97.1568119	23.5431037	0.08888251	0.001282355	0.003755384	0.048948053	4.7397E-04	0.000246991	0.028117253	3.6418E-05	2.2411E-04
	December	91.5320500	20.2266110	0.10711047	0.002908561	0.006575585	0.038698997	2.4238E-04	0.000242380	0.022941789	3.4144E-05	2.0834E-04
	January	108.8826096	23.1103777	0.15265530	0.001000000	0.013427728	0.049556934	6.0005E-04	0.000688310	0.012788930	1.4494E-05	2.0326E-04

		Cadmium (Cd) Total mg/L	Copper (Cu) Total mg/L	Iron (Fe) Total mg/L	Lead (Pb) Total mg/L	Manganese (Mn) Total mg/L	Nickel (Ni) Total mg/L	Silver (Ag) Total mg/L	Selenium (Se) Total mg/L	Uranium (U) Total mg/L	Zinc (Zn) Total mg/L	Dissolved Organic Carbon mg/L
Year 3	January	8.8426E-05	3.8185E-04	0.226717148	5.8784E-05	0.073321468	3.5857E-04	2.5000E-06	7.0249E-04	1.5584E-03	0.014858387	1.339967330
	February	1.0132E-04	4.4284E-03	0.376345182	2.1328E-04	0.096362053	4.0672E-04	2.4719E-06	7.0482E-04	1.5160E-03	0.017842543	0.247192916
	March	8.8481E-05	3.1280E-04	0.247645146	4.6234E-05	0.072106824	3.4524E-04	2.4569E-06	8.4103E-04	1.8534E-03	0.015494961	1.018897678
	April	3.3338E-05	5.7125E-04	0.160996015	2.0903E-04	0.044060465	5.0151E-04	4.7546E-06	4.0039E-04	2.1990E-03	0.006185804	3.172649326
	May	7.3337E-05	2.1071E-03	0.130269631	1.5425E-04	0.065159394	1.6720E-03	4.4054E-06	3.2912E-04	8.0296E-04	0.012942821	6.256882201
	June	5.0245E-05	8.2735E-04	0.185806375	2.0429E-04	0.018185186	4.9068E-04	5.2444E-06	2.0908E-04	5.2804E-04	0.010124546	2.703743670
	July	6.2956E-05	6.5504E-04	0.120572599	7.6974E-05	0.033339930	4.7426E-04	4.9466E-06	2.3248E-04	7.1161E-04	0.009738676	2.628497227
	August	7.3888E-05	8.6249E-04	0.086853324	1.1746E-04	0.019277613	5.3113E-04	4.9777E-06	1.8169E-04	6.1985E-04	0.010063788	3.306044902
	September	8.4767E-05	6.1663E-04	0.089612713	1.2877E-04	0.016788676	4.7929E-04	3.5337E-06	2.8763E-04	7.9185E-04	0.013628939	3.049168992
	October	7.5825E-05	5.1733E-04	0.084048701	7.9107E-05	0.018964586	3.7104E-04	2.5000E-06	5.1836E-04	1.1732E-03	0.010656377	2.614407057
	November	9.7871E-05	5.1316E-04	0.165613010	8.9860E-05	0.045980958	4.1093E-04	2.4699E-06	5.4400E-04	1.2222E-03	0.014765726	2.836580408
	December	8.7890E-05	4.8750E-04	0.153661474	1.1424E-04	0.038696906	4.1871E-04	2.6497E-06	5.7369E-04	1.4883E-03	0.015525841	2.471469126
Year 4	January	8.8426E-05	3.8185E-04	0.226717148	5.8784E-05	0.073321468	3.5857E-04	2.5000E-06	7.0249E-04	1.5584E-03	0.014858387	1.339967330
	February	1.0132E-04	4.4284E-03	0.376345182	2.1328E-04	0.096362053	4.0672E-04	2.4719E-06	7.0482E-04	1.5160E-03	0.017842543	0.247192916
	March	8.8481E-05	3.1280E-04	0.247645146	4.6234E-05	0.072106824	3.4524E-04	2.4569E-06	8.4103E-04	1.8534E-03	0.015494961	1.018897678
	April	3.3338E-05	5.7125E-04	0.160996015	2.0903E-04	0.044060465	5.0151E-04	4.7546E-06	4.0039E-04	2.1990E-03	0.006185804	3.172649326
	May	7.3337E-05	2.1071E-03	0.130269631	1.5425E-04	0.065159394	1.6720E-03	4.4054E-06	3.2912E-04	8.0296E-04	0.012942821	6.256882201
	June	5.0245E-05	8.2735E-04	0.185806375	2.0429E-04	0.018185186	4.9068E-04	5.2444E-06	2.0908E-04	5.2804E-04	0.010124546	2.703743670
	July	6.2956E-05	6.5504E-04	0.120572599	7.6974E-05	0.033339930	4.7426E-04	4.9466E-06	2.3248E-04	7.1161E-04	0.009738676	2.628497227
	August	7.3888E-05	8.6249E-04	0.086853324	1.1746E-04	0.019277613	5.3113E-04	4.9777E-06	1.8169E-04	6.1985E-04	0.010063788	3.306044902
	September	8.4767E-05	6.1663E-04	0.089612713	1.2877E-04	0.016788676	4.7929E-04	3.5337E-06	2.8763E-04	7.9185E-04	0.013628939	3.049168992
	October	7.5825E-05	5.1733E-04	0.084048701	7.9107E-05	0.018964586	3.7104E-04	2.5000E-06	5.1836E-04	1.1732E-03	0.010656377	2.614407057
	November	9.7871E-05	5.1316E-04	0.165613010	8.9860E-05	0.045980958	4.1093E-04	2.4699E-06	5.4400E-04	1.2222E-03	0.014765726	2.836580408
	December	8.7890E-05	4.8750E-04	0.153661474	1.1424E-04	0.038696906	4.1871E-04	2.6497E-06	5.7369E-04	1.4883E-03	0.015525841	2.471469126
Year 5	January	8.8426E-05	3.8185E-04	0.226717148	5.8784E-05	0.073321468	3.5857E-04	2.5000E-06	7.0249E-04	1.5584E-03	0.014858387	1.339967330
	February	1.0132E-04	4.4284E-03	0.376345182	2.1328E-04	0.096362053	4.0672E-04	2.4719E-06	7.0482E-04	1.5160E-03	0.017842543	0.247192916
	March	8.8481E-05	3.1280E-04	0.247645146	4.6234E-05	0.072106824	3.4524E-04	2.4569E-06	8.4103E-04	1.8534E-03	0.015494961	1.018897678
	April	3.3338E-05	5.7125E-04	0.160996015	2.0903E-04	0.044060465	5.0151E-04	4.7546E-06	4.0039E-04	2.1990E-03	0.006185804	3.172649326
	May	7.3337E-05	2.1071E-03	0.130269631	1.5425E-04	0.065159394	1.6720E-03	4.4054E-06	3.2912E-04	8.0296E-04	0.012942821	6.256882201
	June	5.0245E-05	8.2735E-04	0.185806375	2.0429E-04	0.018185186	4.9068E-04	5.2444E-06	2.0908E-04	5.2804E-04	0.010124546	2.703743670
	July	6.2956E-05	6.5504E-04	0.120572599	7.6974E-05	0.033339930	4.7426E-04	4.9466E-06	2.3248E-04	7.1161E-04	0.009738676	2.628497227
	August	7.3888E-05	8.6249E-04	0.086853324	1.1746E-04	0.019277613	5.3113E-04	4.9777E-06	1.8169E-04	6.1985E-04	0.010063788	3.306044902
	September	8.4767E-05	6.1663E-04	0.089612713	1.2877E-04	0.016788676	4.7929E-04	3.5337E-06	2.8763E-04	7.9185E-04	0.013628939	3.049168992
	October	7.5825E-05	5.1733E-04	0.084048701	7.9107E-05	0.018964586	3.7104E-04	2.5000E-06	5.1836E-04	1.1732E-03	0.010656377	2.614407057
	November	9.7871E-05	5.1316E-04	0.165613010	8.9860E-05	0.045980958	4.1093E-04	2.4699E-06	5.4400E-04	1.2222E-03	0.014765726	2.836580408
	December	8.7890E-05	4.8750E-04	0.153661474	1.1424E-04	0.038696906	4.1871E-04	2.6497E-06	5.7369E-04	1.4883E-03	0.015525841	2.471469126
	January	8.8426E-05	3.8185E-04	0.226717148	5.8784E-05	0.073321468	3.5857E-04	2.5000E-06	7.0249E-04	1.5584E-03	0.014858387	1.339967330

		Hardness (from Total)	Sulphate Dissolved	Nitrate (N)	Nitrite (N)	Ammonia (N)	Fluoride (F)	Cyanide Total	Cyanide Weak Acid Dissociable	Aluminum (Al) Total	Antimony (Sb) Total	Arsenic (As) Total
		mg/L	mg/L	mg/L	mg/L	mg/L	mg/L	mg/L	mg/L	mg/L	mg/L	mg/L
Year 6	February	104.7760190	23.5180174	0.15421076	0.000988772	0.008151326	0.048489785	2.4719E-04	0.000512644	0.021336494	1.7657E-05	3.1657E-04
	March	115.2743224	26.0230773	0.14672988	0.000982743	0.032804057	0.046477661	2.4569E-04	0.000413698	0.012042955	1.8867E-05	2.0225E-04
	April	104.4707020	16.2295100	0.09580856	0.001147517	0.008036435	0.057849564	4.8622E-04	0.000250450	0.020924178	2.5990E-05	1.5414E-04
	May	59.2715362	8.9681360	0.04420395	0.001665719	0.007534117	0.040703702	5.5225E-04	0.000477240	0.347775384	3.0325E-05	3.8982E-04
	June	66.5905874	13.9407843	0.04257577	0.001038237	0.006240683	0.041113100	5.2966E-04	0.000508575	0.066276701	3.9548E-05	2.2927E-04
	July	77.5030412	15.9530254	0.02474588	0.001000000	0.011196212	0.043072459	4.5906E-04	0.000526931	0.033236499	3.4749E-05	2.4908E-04
	August	74.8443074	14.6738644	0.04358203	0.002304995	0.002843952	0.042647576	3.7675E-04	0.000497774	0.025946328	3.6149E-05	1.8275E-04
	September	79.7150392	17.4275845	0.06016847	0.001636143	0.005168494	0.046768523	5.9361E-04	0.000543066	0.026532745	2.5191E-05	1.5253E-04
	October	93.8321816	21.9958167	0.07691260	0.001000000	0.011244935	0.044890875	2.7832E-04	0.000282222	0.022944268	2.8898E-05	1.7532E-04
	November	97.1568119	23.5431037	0.08888251	0.001282355	0.003755384	0.048948053	4.7397E-04	0.000246991	0.028117253	3.6418E-05	2.2411E-04
	December	91.5320500	20.2266110	0.10711047	0.002908561	0.006575585	0.038698997	2.4238E-04	0.000242380	0.022941789	3.4144E-05	2.0834E-04

		Cadmium (Cd) Total	Copper (Cu) Total	Iron (Fe) Total	Lead (Pb) Total	Manganese (Mn) Total	Nickel (Ni) Total	Silver (Ag) Total	Selenium (Se) Total	Uranium (U) Total	Zinc (Zn) Total	Dissolved Organic Carbon
		mg/L	mg/L	mg/L	mg/L	mg/L	mg/L	mg/L	mg/L	mg/L	mg/L	mg/L
Year 6	February	1.0132E-04	4.4284E-03	0.376345182	2.1328E-04	0.096362053	4.0672E-04	2.4719E-06	7.0482E-04	1.5160E-03	0.017842543	0.247192916
	March	8.8481E-05	3.1280E-04	0.247645146	4.6234E-05	0.072106824	3.4524E-04	2.4569E-06	8.4103E-04	1.8534E-03	0.015494961	1.018897678
	April	3.3338E-05	5.7125E-04	0.160996015	2.0903E-04	0.044060465	5.0151E-04	4.7546E-06	4.0039E-04	2.1990E-03	0.006185804	3.172649326
	May	7.3337E-05	2.1071E-03	0.130269631	1.5425E-04	0.065159394	1.6720E-03	4.4054E-06	3.2912E-04	8.0296E-04	0.012942821	6.256882201
	June	5.0245E-05	8.2735E-04	0.185806375	2.0429E-04	0.018185186	4.9068E-04	5.2444E-06	2.0908E-04	5.2804E-04	0.010124546	2.703743670
	July	6.2956E-05	6.5504E-04	0.120572599	7.6974E-05	0.033339930	4.7426E-04	4.9466E-06	2.3248E-04	7.1161E-04	0.009738676	2.628497227
	August	7.3888E-05	8.6249E-04	0.086853324	1.1746E-04	0.019277613	5.3113E-04	4.9777E-06	1.8169E-04	6.1985E-04	0.010063788	3.306044902
	September	8.4767E-05	6.1663E-04	0.089612713	1.2877E-04	0.016788676	4.7929E-04	3.5337E-06	2.8763E-04	7.9185E-04	0.013628939	3.049168992
	October	7.5825E-05	5.1733E-04	0.084048701	7.9107E-05	0.018964586	3.7104E-04	2.5000E-06	5.1836E-04	1.1732E-03	0.010656377	2.614407057
	November	9.7871E-05	5.1316E-04	0.165613010	8.9860E-05	0.045980958	4.1093E-04	2.4699E-06	5.4400E-04	1.2222E-03	0.014765726	2.836580408
	December	8.7890E-05	4.8750E-04	0.153661474	1.1424E-04	0.038696906	4.1871E-04	2.6497E-06	5.7369E-04	1.4883E-03	0.015525841	2.471469126

		Hardness (from Total)	Sulphate Dissolved	Nitrate (N)	Nitrite (N)	Ammonia (N)	Fluoride (F)	Cyanide Total	Cyanide Weak Acid Dissociable	Aluminum (Al) Total	Antimony (Sb) Total	Arsenic (As) Total
		mg/L	mg/L	mg/L	mg/L	mg/L	mg/L	mg/L	mg/L	mg/L	mg/L	mg/L
Year 7	January	108.8826096	23.1103777	0.15265530	0.001000000	0.013427728	0.049556934	6.0005E-04	0.000688310	0.012788930	1.4494E-05	2.0326E-04
	February	104.7760190	23.5180174	0.15421076	0.000988772	0.008151326	0.048489785	2.4719E-04	0.000512644	0.021336494	1.7657E-05	3.1657E-04
	March	115.2743224	26.0230773	0.14672988	0.000982743	0.032804057	0.046477661	2.4569E-04	0.000413698	0.012042955	1.8867E-05	2.0225E-04
	April	104.4707020	16.2295100	0.09580856	0.001147517	0.008036435	0.057849564	4.8622E-04	0.000250450	0.020924178	2.5990E-05	1.5414E-04
	May	59.2715362	8.9681360	0.04420395	0.001665719	0.007534117	0.040703702	5.5225E-04	0.000477240	0.347775384	3.0325E-05	3.8982E-04
	June	66.5905874	13.9407843	0.04257577	0.001038237	0.006240683	0.041113100	5.2966E-04	0.000508575	0.066276701	3.9548E-05	2.2927E-04
	July	77.5030412	15.9530254	0.02474588	0.001000000	0.011196212	0.043072459	4.5906E-04	0.000526931	0.033236499	3.4749E-05	2.4908E-04
	August	74.8443074	14.6738644	0.04358203	0.002304995	0.002843952	0.042647576	3.7675E-04	0.000497774	0.025946328	3.6149E-05	1.8275E-04
	September	79.7150392	17.4275845	0.06016847	0.001636143	0.005168494	0.046768523	5.9361E-04	0.000543066	0.026532745	2.5191E-05	1.5253E-04
	October	93.8321816	21.9958167	0.07691260	0.001000000	0.011244935	0.044890875	2.7832E-04	0.000282222	0.022944268	2.8898E-05	1.7532E-04
	November	97.1568119	23.5431037	0.08888251	0.001282355	0.003755384	0.048948053	4.7397E-04	0.000246991	0.028117253	3.6418E-05	2.2411E-04
	December	91.5320500	20.2266110	0.10711047	0.002908561	0.006575585	0.038698997	2.4238E-04	0.000242380	0.022941789	3.4144E-05	2.0834E-04
Year 8	January	108.8826096	23.1103777	0.15265530	0.001000000	0.013427728	0.049556934	6.0005E-04	0.000688310	0.012788930	1.4494E-05	2.0326E-04
	February	104.7760190	23.5180174	0.15421076	0.000988772	0.008151326	0.048489785	2.4719E-04	0.000512644	0.021336494	1.7657E-05	3.1657E-04
	March	115.2743224	26.0230773	0.14672988	0.000982743	0.032804057	0.046477661	2.4569E-04	0.000413698	0.012042955	1.8867E-05	2.0225E-04
	April	104.4707020	16.2295100	0.09580856	0.001147517	0.008036435	0.057849564	4.8622E-04	0.000250450	0.020924178	2.5990E-05	1.5414E-04
	May	59.2715362	8.9681360	0.04420395	0.001665719	0.007534117	0.040703702	5.5225E-04	0.000477240	0.347775384	3.0325E-05	3.8982E-04
	June	66.5905874	13.9407843	0.04257577	0.001038237	0.006240683	0.041113100	5.2966E-04	0.000508575	0.066276701	3.9548E-05	2.2927E-04
	July	77.5030412	15.9530254	0.02474588	0.001000000	0.011196212	0.043072459	4.5906E-04	0.000526931	0.033236499	3.4749E-05	2.4908E-04
	August	74.8443074	14.6738644	0.04358203	0.002304995	0.002843952	0.042647576	3.7675E-04	0.000497774	0.025946328	3.6149E-05	1.8275E-04
	September	79.7150392	17.4275845	0.06016847	0.001636143	0.005168494	0.046768523	5.9361E-04	0.000543066	0.026532745	2.5191E-05	1.5253E-04
	October	93.8321816	21.9958167	0.07691260	0.001000000	0.011244935	0.044890875	2.7832E-04	0.000282222	0.022944268	2.8898E-05	1.7532E-04
	November	97.1568119	23.5431037	0.08888251	0.001282355	0.003755384	0.048948053	4.7397E-04	0.000246991	0.028117253	3.6418E-05	2.2411E-04
	December	91.5320500	20.2266110	0.10711047	0.002908561	0.006575585	0.038698997	2.4238E-04	0.000242380	0.022941789	3.4144E-05	2.0834E-04
Year 9	January	108.8826096	23.1103777	0.15265530	0.001000000	0.013427728	0.049556934	6.0005E-04	0.000688310	0.012788930	1.4494E-05	2.0326E-04
	February	104.7760190	23.5180174	0.15421076	0.000988772	0.008151326	0.048489785	2.4719E-04	0.000512644	0.021336494	1.7657E-05	3.1657E-04
	March	115.2743224	26.0230773	0.14672988	0.000982743	0.032804057	0.046477661	2.4569E-04	0.000413698	0.012042955	1.8867E-05	2.0225E-04
	April	104.4707020	16.2295100	0.09580856	0.001147517	0.008036435	0.057849564	4.8622E-04	0.000250450	0.020924178	2.5990E-05	1.5414E-04
	May	59.2715362	8.9681360	0.04420395	0.001665719	0.007534117	0.040703702	5.5225E-04	0.000477240	0.347775384	3.0325E-05	3.8982E-04
	June	66.5905874	13.9407843	0.04257577	0.001038237	0.006240683	0.0411131	5.2966E-04	0.0005086	0.06627670	3.9548E-05	2.2927E-04
	July	77.5030412	15.9530254	0.02474588	0.001000000	0.011196212	0.043072459	4.5906E-04	0.000526931	0.033236499	3.4749E-05	2.4908E-04
	August	74.8443074	14.6738644	0.04358203	0.002304995	0.002843952	0.042647576	3.7675E-04	0.000497774	0.025946328	3.6149E-05	1.8275E-04
	September	79.7150392	17.4275845	0.06016847	0.001636143	0.005168494	0.046768523	5.9361E-04	0.000543066	0.026532745	2.5191E-05	1.5253E-04
	October	93.8321816	21.9958167	0.07691260	0.001000000	0.011244935	0.044890875	2.7832E-04	0.000282222	0.022944268	2.8898E-05	1.7532E-04
	November	97.1568119	23.5431037	0.08888251	0.001282355	0.003755384	0.048948053	4.7397E-04	0.000246991	0.028117253	3.6418E-05	2.2411E-04
	December	91.5320500	20.2266110	0.10711047	0.002908561	0.006575585	0.038698997	2.4238E-04	0.000242380	0.022941789	3.4144E-05	2.0834E-04
	January	108.8826096	23.1103777	0.15265530	0.001000000	0.013427728	0.049556934	6.0005E-04	0.000688310	0.012788930	1.4494E-05	2.0326E-04

		Cadmium (Cd) Total mg/L	Copper (Cu) Total mg/L	Iron (Fe) Total mg/L	Lead (Pb) Total mg/L	Manganese (Mn) Total mg/L	Nickel (Ni) Total mg/L	Silver (Ag) Total mg/L	Selenium (Se) Total mg/L	Uranium (U) Total mg/L	Zinc (Zn) Total mg/L	Dissolved Organic Carbon mg/L
Year 7	January	8.8426E-05	3.8185E-04	0.226717148	5.8784E-05	0.073321468	3.5857E-04	2.5000E-06	7.0249E-04	1.5584E-03	0.014858387	1.339967330
	February	1.0132E-04	4.4284E-03	0.376345182	2.1328E-04	0.096362053	4.0672E-04	2.4719E-06	7.0482E-04	1.5160E-03	0.017842543	0.247192916
	March	8.8481E-05	3.1280E-04	0.247645146	4.6234E-05	0.072106824	3.4524E-04	2.4569E-06	8.4103E-04	1.8534E-03	0.015494961	1.018897678
	April	3.3338E-05	5.7125E-04	0.160996015	2.0903E-04	0.044060465	5.0151E-04	4.7546E-06	4.0039E-04	2.1990E-03	0.006185804	3.172649326
	May	7.3337E-05	2.1071E-03	0.130269631	1.5425E-04	0.065159394	1.6720E-03	4.4054E-06	3.2912E-04	8.0296E-04	0.012942821	6.256882201
	June	5.0245E-05	8.2735E-04	0.185806375	2.0429E-04	0.018185186	4.9068E-04	5.2444E-06	2.0908E-04	5.2804E-04	0.010124546	2.703743670
	July	6.2956E-05	6.5504E-04	0.120572599	7.6974E-05	0.033339930	4.7426E-04	4.9466E-06	2.3248E-04	7.1161E-04	0.009738676	2.628497227
	August	7.3888E-05	8.6249E-04	0.086853324	1.1746E-04	0.019277613	5.3113E-04	4.9777E-06	1.8169E-04	6.1985E-04	0.010063788	3.306044902
	September	8.4767E-05	6.1663E-04	0.089612713	1.2877E-04	0.016788676	4.7929E-04	3.5337E-06	2.8763E-04	7.9185E-04	0.013628939	3.049168992
	October	7.5825E-05	5.1733E-04	0.084048701	7.9107E-05	0.018964586	3.7104E-04	2.5000E-06	5.1836E-04	1.1732E-03	0.010656377	2.614407057
	November	9.7871E-05	5.1316E-04	0.165613010	8.9860E-05	0.045980958	4.1093E-04	2.4699E-06	5.4400E-04	1.2222E-03	0.014765726	2.836580408
	December	8.7890E-05	4.8750E-04	0.153661474	1.1424E-04	0.038696906	4.1871E-04	2.6497E-06	5.7369E-04	1.4883E-03	0.015525841	2.471469126
Year 8	January	8.8426E-05	3.8185E-04	0.226717148	5.8784E-05	0.073321468	3.5857E-04	2.5000E-06	7.0249E-04	1.5584E-03	0.014858387	1.339967330
	February	1.0132E-04	4.4284E-03	0.376345182	2.1328E-04	0.096362053	4.0672E-04	2.4719E-06	7.0482E-04	1.5160E-03	0.017842543	0.247192916
	March	8.8481E-05	3.1280E-04	0.247645146	4.6234E-05	0.072106824	3.4524E-04	2.4569E-06	8.4103E-04	1.8534E-03	0.015494961	1.018897678
	April	3.3338E-05	5.7125E-04	0.160996015	2.0903E-04	0.044060465	5.0151E-04	4.7546E-06	4.0039E-04	2.1990E-03	0.006185804	3.172649326
	May	7.3337E-05	2.1071E-03	0.130269631	1.5425E-04	0.065159394	1.6720E-03	4.4054E-06	3.2912E-04	8.0296E-04	0.012942821	6.256882201
	June	5.0245E-05	8.2735E-04	0.185806375	2.0429E-04	0.018185186	4.9068E-04	5.2444E-06	2.0908E-04	5.2804E-04	0.010124546	2.703743670
	July	6.2956E-05	6.5504E-04	0.120572599	7.6974E-05	0.033339930	4.7426E-04	4.9466E-06	2.3248E-04	7.1161E-04	0.009738676	2.628497227
	August	7.3888E-05	8.6249E-04	0.086853324	1.1746E-04	0.019277613	5.3113E-04	4.9777E-06	1.8169E-04	6.1985E-04	0.010063788	3.306044902
	September	8.4767E-05	6.1663E-04	0.089612713	1.2877E-04	0.016788676	4.7929E-04	3.5337E-06	2.8763E-04	7.9185E-04	0.013628939	3.049168992
	October	7.5825E-05	5.1733E-04	0.084048701	7.9107E-05	0.018964586	3.7104E-04	2.5000E-06	5.1836E-04	1.1732E-03	0.010656377	2.614407057
	November	9.7871E-05	5.1316E-04	0.165613010	8.9860E-05	0.045980958	4.1093E-04	2.4699E-06	5.4400E-04	1.2222E-03	0.014765726	2.836580408
	December	8.7890E-05	4.8750E-04	0.153661474	1.1424E-04	0.038696906	4.1871E-04	2.6497E-06	5.7369E-04	1.4883E-03	0.015525841	2.471469126
Year 9	January	8.8426E-05	3.8185E-04	0.226717148	5.8784E-05	0.073321468	3.5857E-04	2.5000E-06	7.0249E-04	1.5584E-03	0.014858387	1.339967330
	February	1.0132E-04	4.4284E-03	0.376345182	2.1328E-04	0.096362053	4.0672E-04	2.4719E-06	7.0482E-04	1.5160E-03	0.017842543	0.247192916
	March	8.8481E-05	3.1280E-04	0.247645146	4.6234E-05	0.072106824	3.4524E-04	2.4569E-06	8.4103E-04	1.8534E-03	0.015494961	1.018897678
	April	3.3338E-05	5.7125E-04	0.160996015	2.0903E-04	0.044060465	5.0151E-04	4.7546E-06	4.0039E-04	2.1990E-03	0.006185804	3.172649326
	May	7.3337E-05	2.1071E-03	0.130269631	1.5425E-04	0.065159394	1.6720E-03	4.4054E-06	3.2912E-04	8.0296E-04	0.012942821	6.256882201
	June	5.0245E-05	8.2735E-04	0.185806375	2.0429E-04	0.018185186	4.9068E-04	5.2444E-06	2.0908E-04	0.000528039	0.010124546	2.703743670
	July	6.2956E-05	6.5504E-04	0.120572599	7.6974E-05	0.033339930	4.7426E-04	4.9466E-06	2.3248E-04	7.1161E-04	0.009738676	2.628497227
	August	7.3888E-05	8.6249E-04	0.086853324	1.1746E-04	0.019277613	5.3113E-04	4.9777E-06	1.8169E-04	6.1985E-04	0.010063788	3.306044902
	September	8.4767E-05	6.1663E-04	0.089612713	1.2877E-04	0.016788676	4.7929E-04	3.5337E-06	2.8763E-04	7.9185E-04	0.013628939	3.049168992
	October	7.5825E-05	5.1733E-04	0.084048701	7.9107E-05	0.018964586	3.7104E-04	2.5000E-06	5.1836E-04	1.1732E-03	0.010656377	2.614407057
	November	9.7871E-05	5.1316E-04	0.165613010	8.9860E-05	0.045980958	4.1093E-04	2.4699E-06	5.4400E-04	1.2222E-03	0.014765726	2.836580408
	December	8.7890E-05	4.8750E-04	0.153661474	1.1424E-04	0.038696906	4.1871E-04	2.6497E-06	5.7369E-04	1.4883E-03	0.015525841	2.471469126
January	8.8426E-05	3.8185E-04	0.226717148	5.8784E-05	0.073321468	3.5857E-04	2.5000E-06	7.0249E-04	1.5584E-03	0.014858387	1.339967330	

		Hardness (from Total)	Sulphate Dissolved	Nitrate (N)	Nitrite (N)	Ammonia (N)	Fluoride (F)	Cyanide Total	Cyanide Weak Acid Dissociable	Aluminum (Al) Total	Antimony (Sb) Total	Arsenic (As) Total
		mg/L	mg/L	mg/L	mg/L	mg/L	mg/L	mg/L	mg/L	mg/L	mg/L	mg/L
Year 10	February	104.7760190	23.5180174	0.15421076	0.000988772	0.008151326	0.048489785	2.4719E-04	0.000512644	0.021336494	1.7657E-05	3.1657E-04
	March	115.2743224	26.0230773	0.14672988	0.000982743	0.032804057	0.046477661	2.4569E-04	0.000413698	0.012042955	1.8867E-05	2.0225E-04
	April	104.4707020	16.2295100	0.09580856	0.001147517	0.008036435	0.057849564	4.8622E-04	0.000250450	0.020924178	2.5990E-05	1.5414E-04
	May	59.2715362	8.9681360	0.04420395	0.001665719	0.007534117	0.040703702	5.5225E-04	0.000477240	0.347775384	3.0325E-05	3.8982E-04
	June	66.5905874	13.9407843	0.04257577	0.001038237	0.006240683	0.041113100	5.2966E-04	0.000508575	0.066276701	3.9548E-05	2.2927E-04
	July	77.5030412	15.9530254	0.02474588	0.001000000	0.011196212	0.043072459	4.5906E-04	0.000526931	0.033236499	3.4749E-05	2.4908E-04
	August	74.8443074	14.6738644	0.04358203	0.002304995	0.002843952	0.042647576	3.7675E-04	0.000497774	0.025946328	3.6149E-05	1.8275E-04
	September	79.7150392	17.4275845	0.06016847	0.001636143	0.005168494	0.046768523	5.9361E-04	0.000543066	0.026532745	2.5191E-05	1.5253E-04
	October	93.8321816	21.9958167	0.07691260	0.001000000	0.011244935	0.044890875	2.7832E-04	0.000282222	0.022944268	2.8898E-05	1.7532E-04
	November	97.1568119	23.5431037	0.08888251	0.001282355	0.003755384	0.048948053	4.7397E-04	0.000246991	0.028117253	3.6418E-05	2.2411E-04
	December	91.5320500	20.2266110	0.10711047	0.002908561	0.006575585	0.038698997	2.4238E-04	0.000242380	0.022941789	3.4144E-05	2.0834E-04

		Cadmium (Cd) Total	Copper (Cu) Total	Iron (Fe) Total	Lead (Pb) Total	Manganese (Mn) Total	Nickel (Ni) Total	Silver (Ag) Total	Selenium (Se) Total	Uranium (U) Total	Zinc (Zn) Total	Dissolved Organic Carbon
		mg/L	mg/L	mg/L	mg/L	mg/L	mg/L	mg/L	mg/L	mg/L	mg/L	mg/L
Year 10	February	1.0132E-04	4.4284E-03	0.376345182	2.1328E-04	0.096362053	4.0672E-04	2.4719E-06	7.0482E-04	1.5160E-03	0.017842543	0.247192916
	March	8.8481E-05	3.1280E-04	0.247645146	4.6234E-05	0.072106824	3.4524E-04	2.4569E-06	8.4103E-04	1.8534E-03	0.015494961	1.018897678
	April	3.3338E-05	5.7125E-04	0.160996015	2.0903E-04	0.044060465	5.0151E-04	4.7546E-06	4.0039E-04	2.1990E-03	0.006185804	3.172649326
	May	7.3337E-05	2.1071E-03	0.130269631	1.5425E-04	0.065159394	1.6720E-03	4.4054E-06	3.2912E-04	8.0296E-04	0.012942821	6.256882201
	June	5.0245E-05	8.2735E-04	0.185806375	2.0429E-04	0.018185186	4.9068E-04	5.2444E-06	2.0908E-04	5.2804E-04	0.010124546	2.703743670
	July	6.2956E-05	6.5504E-04	0.120572599	7.6974E-05	0.033339930	4.7426E-04	4.9466E-06	2.3248E-04	7.1161E-04	0.009738676	2.628497227
	August	7.3888E-05	8.6249E-04	0.086853324	1.1746E-04	0.019277613	5.3113E-04	4.9777E-06	1.8169E-04	6.1985E-04	0.010063788	3.306044902
	September	8.4767E-05	6.1663E-04	0.089612713	1.2877E-04	0.016788676	4.7929E-04	3.5337E-06	2.8763E-04	7.9185E-04	0.013628939	3.049168992
	October	7.5825E-05	5.1733E-04	0.084048701	7.9107E-05	0.018964586	3.7104E-04	2.5000E-06	5.1836E-04	1.1732E-03	0.010656377	2.614407057
	November	9.7871E-05	5.1316E-04	0.165613010	8.9860E-05	0.045980958	4.1093E-04	2.4699E-06	5.4400E-04	1.2222E-03	0.014765726	2.836580408
	December	8.7890E-05	4.8750E-04	0.153661474	1.1424E-04	0.038696906	4.1871E-04	2.6497E-06	5.7369E-04	1.4883E-03	0.015525841	2.471469126

		Hardness (from Total)	Sulphate Dissolved	Nitrate (N)	Nitrite (N)	Ammonia (N)	Fluoride (F)	Cyanide Total	Cyanide Weak Acid Dissociable	Aluminum (Al) Total	Antimony (Sb) Total	Arsenic (As) Total
		mg/L	mg/L	mg/L	mg/L	mg/L	mg/L	mg/L	mg/L	mg/L	mg/L	mg/L
Year 11	January	88.8000000	13.8000000	0.15400000	0.001000000	0.009000000	0.045000000	6.3000E-04	0.000720000	0.014900000	1.0000E-05	1.8800E-04
	February	84.9000000	13.5000000	0.15900000	0.001000000	0.006600000	0.047000000	2.5000E-04	0.000650000	0.022800000	1.0000E-05	3.0700E-04
	March	91.8000000	14.6000000	0.15100000	0.001000000	0.051000000	0.045000000	2.5000E-04	0.000540000	0.013600000	1.0000E-05	1.9300E-04
	April	98.9000000	13.7000000	0.09350000	0.001000000	0.007400000	0.058000000	5.0000E-04	0.000250000	0.021000000	2.5000E-05	1.5100E-04
	May	47.7000000	5.0000000	0.03440000	0.001800000	0.006300000	0.038000000	5.3000E-04	0.000500000	0.440000000	2.5000E-05	4.0000E-04
	June	60.8000000	10.2000000	0.04000000	0.001000000	0.007300000	0.042000000	5.0000E-04	0.000500000	0.081000000	4.0000E-05	2.5200E-04
	July	70.8000000	11.6000000	0.01980000	0.001000000	0.010200000	0.043000000	5.0000E-04	0.000550000	0.036000000	3.1000E-05	2.6000E-04
	August	65.5000000	9.6000000	0.03780000	0.002500000	0.002500000	0.043000000	3.8000E-04	0.000500000	0.027100000	2.4000E-05	1.7000E-04
	September	66.2000000	10.1000000	0.04560000	0.001800000	0.004700000	0.045000000	6.1000E-04	0.000550000	0.030100000	2.4000E-05	1.5000E-04
	October	76.0000000	13.6000000	0.05810000	0.001000000	0.013400000	0.039000000	2.5000E-04	0.000250000	0.027300000	3.0000E-05	1.8500E-04
	November	83.4000000	16.0000000	0.07930000	0.001000000	0.002500000	0.044000000	5.7000E-04	0.000250000	0.034700000	3.6000E-05	2.1800E-04
	December	79.5000000	12.9000000	0.09780000	0.003000000	0.006700000	0.039000000	2.5000E-04	0.000250000	0.027300000	3.4000E-05	2.2900E-04
Year 12	January	88.8000000	13.8000000	0.15400000	0.001000000	0.009000000	0.045000000	6.3000E-04	0.000720000	0.014900000	1.0000E-05	1.8800E-04
	February	84.9000000	13.5000000	0.15900000	0.001000000	0.006600000	0.047000000	2.5000E-04	0.000650000	0.022800000	1.0000E-05	3.0700E-04
	March	91.8000000	14.6000000	0.15100000	0.001000000	0.051000000	0.045000000	2.5000E-04	0.000540000	0.013600000	1.0000E-05	1.9300E-04
	April	98.9000000	13.7000000	0.09350000	0.001000000	0.007400000	0.058000000	5.0000E-04	0.000250000	0.021000000	2.5000E-05	1.5100E-04
	May	47.7000000	5.0000000	0.03440000	0.001800000	0.006300000	0.038000000	5.3000E-04	0.000500000	0.440000000	2.5000E-05	4.0000E-04
	June	60.8000000	10.2000000	0.04000000	0.001000000	0.007300000	0.042000000	5.0000E-04	0.000500000	0.081000000	4.0000E-05	2.5200E-04
	July	70.8000000	11.6000000	0.01980000	0.001000000	0.010200000	0.043000000	5.0000E-04	0.000550000	0.036000000	3.1000E-05	2.6000E-04
	August	65.5000000	9.6000000	0.03780000	0.002500000	0.002500000	0.043000000	3.8000E-04	0.000500000	0.027100000	2.4000E-05	1.7000E-04
	September	66.2000000	10.1000000	0.04560000	0.001800000	0.004700000	0.045000000	6.1000E-04	0.000550000	0.030100000	2.4000E-05	1.5000E-04
	October	76.0000000	13.6000000	0.05810000	0.001000000	0.013400000	0.039000000	2.5000E-04	0.000250000	0.027300000	3.0000E-05	1.8500E-04
	November	83.4000000	16.0000000	0.07930000	0.001000000	0.002500000	0.044000000	5.7000E-04	0.000250000	0.034700000	3.6000E-05	2.1800E-04
	December	79.5000000	12.9000000	0.09780000	0.003000000	0.006700000	0.039000000	2.5000E-04	0.000250000	0.027300000	3.4000E-05	2.2900E-04
Year 13	January	88.8000000	13.8000000	0.15400000	0.001000000	0.009000000	0.045000000	6.3000E-04	0.000720000	0.014900000	1.0000E-05	1.8800E-04
	February	84.9000000	13.5000000	0.15900000	0.001000000	0.006600000	0.047000000	2.5000E-04	0.000650000	0.022800000	1.0000E-05	3.0700E-04
	March	91.8000000	14.6000000	0.15100000	0.001000000	0.051000000	0.045000000	2.5000E-04	0.000540000	0.013600000	1.0000E-05	1.9300E-04
	April	98.9000000	13.7000000	0.09350000	0.001000000	0.007400000	0.058000000	5.0000E-04	0.000250000	0.021000000	2.5000E-05	1.5100E-04
	May	47.7000000	5.0000000	0.03440000	0.001800000	0.006300000	0.038000000	5.3000E-04	0.000500000	0.440000000	2.5000E-05	4.0000E-04
	June	60.8000000	10.2000000	0.04000000	0.001000000	0.007300000	0.042000000	5.0000E-04	0.000500000	0.081000000	4.0000E-05	2.5200E-04
	July	70.8000000	11.6000000	0.01980000	0.001000000	0.010200000	0.043000000	5.0000E-04	0.000550000	0.036000000	3.1000E-05	2.6000E-04
	August	65.5000000	9.6000000	0.03780000	0.002500000	0.002500000	0.043000000	3.8000E-04	0.000500000	0.027100000	2.4000E-05	1.7000E-04
	September	66.2000000	10.1000000	0.04560000	0.001800000	0.004700000	0.045000000	6.1000E-04	0.000550000	0.030100000	2.4000E-05	1.5000E-04
	October	76.0000000	13.6000000	0.05810000	0.001000000	0.013400000	0.039000000	2.5000E-04	0.000250000	0.027300000	3.0000E-05	1.8500E-04
	November	83.4000000	16.0000000	0.07930000	0.001000000	0.002500000	0.044000000	5.7000E-04	0.000250000	0.034700000	3.6000E-05	2.1800E-04
	December	79.5000000	12.9000000	0.09780000	0.003000000	0.006700000	0.039000000	2.5000E-04	0.000250000	0.027300000	3.4000E-05	2.2900E-04
	January	88.8000000	13.8000000	0.15400000	0.001000000	0.009000000	0.045000000	6.3000E-04	0.000720000	0.014900000	1.0000E-05	1.8800E-04

		Cadmium (Cd) Total	Copper (Cu) Total	Iron (Fe) Total	Lead (Pb) Total	Manganese (Mn) Total	Nickel (Ni) Total	Silver (Ag) Total	Selenium (Se) Total	Uranium (U) Total	Zinc (Zn) Total	Dissolved Organic Carbon
		mg/L	mg/L	mg/L	mg/L	mg/L	mg/L	mg/L	mg/L	mg/L	mg/L	mg/L
Year 11	January	4.1000E-05	3.4700E-04	0.171000000	4.2000E-05	0.082400000	3.6200E-04	2.5000E-06	2.9700E-04	8.6100E-04	0.003880000	1.430000000
	February	4.3000E-05	6.3300E-03	0.357000000	1.0100E-04	0.115000000	4.0800E-04	2.5000E-06	3.0400E-04	7.3300E-04	0.005090000	0.250000000
	March	2.7000E-05	2.6900E-04	0.221000000	2.3000E-05	0.094500000	3.4500E-04	2.5000E-06	3.2800E-04	7.8300E-04	0.002550000	1.290000000
	April	2.1000E-05	5.6000E-04	0.150000000	1.9600E-04	0.045000000	5.0000E-04	5.0000E-06	2.3600E-04	2.0600E-03	0.003800000	3.340000000
	May	4.0000E-05	2.1000E-03	0.085000000	5.0000E-05	0.079000000	2.0000E-03	5.0000E-06	1.3300E-04	6.2300E-04	0.008000000	7.080000000
	June	2.0000E-05	8.4000E-04	0.206000000	2.0400E-04	0.020000000	5.1900E-04	6.0000E-06	1.3800E-04	4.3300E-04	0.005020000	3.130000000
	July	2.7500E-05	6.0000E-04	0.119000000	6.9800E-05	0.038200000	5.0000E-04	5.0000E-06	1.5200E-04	5.8600E-04	0.003800000	2.900000000
	August	3.0000E-05	8.5000E-04	0.085400000	1.0000E-04	0.021500000	5.0000E-04	5.0000E-06	1.1100E-04	4.7300E-04	0.004560000	3.670000000
	September	2.5000E-05	5.7200E-04	0.080200000	1.2200E-04	0.017400000	4.8100E-04	3.8000E-06	1.1200E-04	5.1700E-04	0.004180000	3.560000000
	October	2.6000E-05	4.8300E-04	0.077900000	4.7000E-05	0.023300000	3.9500E-04	2.5000E-06	1.9800E-04	6.7600E-04	0.003160000	3.160000000
	November	4.1000E-05	5.2100E-04	0.103000000	8.5000E-05	0.037600000	4.3000E-04	2.5000E-06	2.5100E-04	8.0400E-04	0.004210000	3.710000000
	December	3.4000E-05	5.0000E-04	0.132000000	5.2000E-05	0.045000000	3.9800E-04	2.5000E-06	2.9600E-04	1.0700E-03	0.003770000	3.090000000
Year 12	January	4.1000E-05	3.4700E-04	0.171000000	4.2000E-05	0.082400000	3.6200E-04	2.5000E-06	2.9700E-04	8.6100E-04	0.003880000	1.430000000
	February	4.3000E-05	6.3300E-03	0.357000000	1.0100E-04	0.115000000	4.0800E-04	2.5000E-06	3.0400E-04	7.3300E-04	0.005090000	0.250000000
	March	2.7000E-05	2.6900E-04	0.221000000	2.3000E-05	0.094500000	3.4500E-04	2.5000E-06	3.2800E-04	7.8300E-04	0.002550000	1.290000000
	April	2.1000E-05	5.6000E-04	0.150000000	1.9600E-04	0.045000000	5.0000E-04	5.0000E-06	2.3600E-04	2.0600E-03	0.003800000	3.340000000
	May	4.0000E-05	2.1000E-03	0.085000000	5.0000E-05	0.079000000	2.0000E-03	5.0000E-06	1.3300E-04	6.2300E-04	0.008000000	7.080000000
	June	2.0000E-05	8.4000E-04	0.206000000	2.0400E-04	0.020000000	5.1900E-04	6.0000E-06	1.3800E-04	4.3300E-04	0.005020000	3.130000000
	July	2.7500E-05	6.0000E-04	0.119000000	6.9800E-05	0.038200000	5.0000E-04	5.0000E-06	1.5200E-04	5.8600E-04	0.003800000	2.900000000
	August	3.0000E-05	8.5000E-04	0.085400000	1.0000E-04	0.021500000	5.0000E-04	5.0000E-06	1.1100E-04	4.7300E-04	0.004560000	3.670000000
	September	2.5000E-05	5.7200E-04	0.080200000	1.2200E-04	0.017400000	4.8100E-04	3.8000E-06	1.1200E-04	5.1700E-04	0.004180000	3.560000000
	October	2.6000E-05	4.8300E-04	0.077900000	4.7000E-05	0.023300000	3.9500E-04	2.5000E-06	1.9800E-04	6.7600E-04	0.003160000	3.160000000
	November	4.1000E-05	5.2100E-04	0.103000000	8.5000E-05	0.037600000	4.3000E-04	2.5000E-06	2.5100E-04	8.0400E-04	0.004210000	3.710000000
	December	3.4000E-05	5.0000E-04	0.132000000	5.2000E-05	0.045000000	3.9800E-04	2.5000E-06	2.9600E-04	1.0700E-03	0.003770000	3.090000000
Year 13	January	4.1000E-05	3.4700E-04	0.171000000	4.2000E-05	0.082400000	3.6200E-04	2.5000E-06	2.9700E-04	8.6100E-04	0.003880000	1.430000000
	February	4.3000E-05	6.3300E-03	0.357000000	1.0100E-04	0.115000000	4.0800E-04	2.5000E-06	3.0400E-04	7.3300E-04	0.005090000	0.250000000
	March	2.7000E-05	2.6900E-04	0.221000000	2.3000E-05	0.094500000	3.4500E-04	2.5000E-06	3.2800E-04	7.8300E-04	0.002550000	1.290000000
	April	2.1000E-05	5.6000E-04	0.150000000	1.9600E-04	0.045000000	5.0000E-04	5.0000E-06	2.3600E-04	2.0600E-03	0.003800000	3.340000000
	May	4.0000E-05	2.1000E-03	0.085000000	5.0000E-05	0.079000000	2.0000E-03	5.0000E-06	1.3300E-04	6.2300E-04	0.008000000	7.080000000
	June	2.0000E-05	8.4000E-04	0.206000000	2.0400E-04	0.020000000	5.1900E-04	6.0000E-06	1.3800E-04	4.3300E-04	0.005020000	3.130000000
	July	2.7500E-05	6.0000E-04	0.119000000	6.9800E-05	0.038200000	5.0000E-04	5.0000E-06	1.5200E-04	5.8600E-04	0.003800000	2.900000000
	August	3.0000E-05	8.5000E-04	0.085400000	1.0000E-04	0.021500000	5.0000E-04	5.0000E-06	1.1100E-04	4.7300E-04	0.004560000	3.670000000
	September	2.5000E-05	5.7200E-04	0.080200000	1.2200E-04	0.017400000	4.8100E-04	3.8000E-06	1.1200E-04	5.1700E-04	0.004180000	3.560000000
	October	2.6000E-05	4.8300E-04	0.077900000	4.7000E-05	0.023300000	3.9500E-04	2.5000E-06	1.9800E-04	6.7600E-04	0.003160000	3.160000000
	November	4.1000E-05	5.2100E-04	0.103000000	8.5000E-05	0.037600000	4.3000E-04	2.5000E-06	2.5100E-04	8.0400E-04	0.004210000	3.710000000
	December	3.4000E-05	5.0000E-04	0.132000000	5.2000E-05	0.045000000	3.9800E-04	2.5000E-06	2.9600E-04	1.0700E-03	0.003770000	3.090000000
	January	4.1000E-05	3.4700E-04	0.171000000	4.2000E-05	0.082400000	3.6200E-04	2.5000E-06	2.9700E-04	8.6100E-04	0.003880000	1.430000000

		Hardness (from Total)	Sulphate Dissolved	Nitrate (N)	Nitrite (N)	Ammonia (N)	Fluoride (F)	Cyanide Total	Cyanide Weak Acid Dissociable	Aluminum (Al) Total	Antimony (Sb) Total	Arsenic (As) Total
		mg/L	mg/L	mg/L	mg/L	mg/L	mg/L	mg/L	mg/L	mg/L	mg/L	mg/L
Year 14	February	84.9000000	13.5000000	0.15900000	0.001000000	0.006600000	0.047000000	2.5000E-04	0.000650000	0.022800000	1.0000E-05	3.0700E-04
	March	91.8000000	14.6000000	0.15100000	0.001000000	0.051000000	0.045000000	2.5000E-04	0.000540000	0.013600000	1.0000E-05	1.9300E-04
	April	98.9000000	13.7000000	0.09350000	0.001000000	0.007400000	0.058000000	5.0000E-04	0.000250000	0.021000000	2.5000E-05	1.5100E-04
	May	47.7000000	5.0000000	0.03440000	0.001800000	0.006300000	0.038000000	5.3000E-04	0.000500000	0.440000000	2.5000E-05	4.0000E-04
	June	60.8000000	10.2000000	0.04000000	0.001000000	0.007300000	0.042000000	5.0000E-04	0.000500000	0.081000000	4.0000E-05	2.5200E-04
	July	70.8000000	11.6000000	0.01980000	0.001000000	0.010200000	0.043000000	5.0000E-04	0.000550000	0.036000000	3.1000E-05	2.6000E-04
	August	65.5000000	9.6000000	0.03780000	0.002500000	0.002500000	0.043000000	3.8000E-04	0.000500000	0.027100000	2.4000E-05	1.7000E-04
	September	66.2000000	10.1000000	0.04560000	0.001800000	0.004700000	0.045000000	6.1000E-04	0.000550000	0.030100000	2.4000E-05	1.5000E-04
	October	76.0000000	13.6000000	0.05810000	0.001000000	0.013400000	0.039000000	2.5000E-04	0.000250000	0.027300000	3.0000E-05	1.8500E-04
	November	83.4000000	16.0000000	0.07930000	0.001000000	0.002500000	0.044000000	5.7000E-04	0.000250000	0.034700000	3.6000E-05	2.1800E-04
	December	79.5000000	12.9000000	0.09780000	0.003000000	0.006700000	0.039000000	2.5000E-04	0.000250000	0.027300000	3.4000E-05	2.2900E-04

		Cadmium (Cd) Total	Copper (Cu) Total	Iron (Fe) Total	Lead (Pb) Total	Manganese (Mn) Total	Nickel (Ni) Total	Silver (Ag) Total	Selenium (Se) Total	Uranium (U) Total	Zinc (Zn) Total	Dissolved Organic Carbon
		mg/L	mg/L	mg/L	mg/L	mg/L	mg/L	mg/L	mg/L	mg/L	mg/L	mg/L
Year 14	February	4.3000E-05	6.3300E-03	0.357000000	1.0100E-04	0.115000000	4.0800E-04	2.5000E-06	3.0400E-04	7.3300E-04	0.005090000	0.250000000
	March	2.7000E-05	2.6900E-04	0.221000000	2.3000E-05	0.094500000	3.4500E-04	2.5000E-06	3.2800E-04	7.8300E-04	0.002550000	1.290000000
	April	2.1000E-05	5.6000E-04	0.150000000	1.9600E-04	0.045000000	5.0000E-04	5.0000E-06	2.3600E-04	2.0600E-03	0.003800000	3.340000000
	May	4.0000E-05	2.1000E-03	0.085000000	5.0000E-05	0.079000000	2.0000E-03	5.0000E-06	1.3300E-04	6.2300E-04	0.008000000	7.080000000
	June	2.0000E-05	8.4000E-04	0.206000000	2.0400E-04	0.020000000	5.1900E-04	6.0000E-06	1.3800E-04	4.3300E-04	0.005020000	3.130000000
	July	2.7500E-05	6.0000E-04	0.119000000	6.9800E-05	0.038200000	5.0000E-04	5.0000E-06	1.5200E-04	5.8600E-04	0.003800000	2.900000000
	August	3.0000E-05	8.5000E-04	0.085400000	1.0000E-04	0.021500000	5.0000E-04	5.0000E-06	1.1100E-04	4.7300E-04	0.004560000	3.670000000
	September	2.5000E-05	5.7200E-04	0.080200000	1.2200E-04	0.017400000	4.8100E-04	3.8000E-06	1.1200E-04	5.1700E-04	0.004180000	3.560000000
	October	2.6000E-05	4.8300E-04	0.077900000	4.7000E-05	0.023300000	3.9500E-04	2.5000E-06	1.9800E-04	6.7600E-04	0.003160000	3.160000000
	November	4.1000E-05	5.2100E-04	0.103000000	8.5000E-05	0.037600000	4.3000E-04	2.5000E-06	2.5100E-04	8.0400E-04	0.004210000	3.710000000
	December	3.4000E-05	5.0000E-04	0.132000000	5.2000E-05	0.045000000	3.9800E-04	2.5000E-06	2.9600E-04	1.0700E-03	0.003770000	3.090000000

		Hardness (from Total)	Sulphate Dissolved	Nitrate (N)	Nitrite (N)	Ammonia (N)	Fluoride (F)	Cyanide Total	Cyanide Weak Acid Dissociable	Aluminum (Al) Total	Antimony (Sb) Total	Arsenic (As) Total
		mg/L	mg/L	mg/L	mg/L	mg/L	mg/L	mg/L	mg/L	mg/L	mg/L	mg/L
Year -1	January	88.8000000	13.8000000	0.15400000	0.001000000	0.009000000	0.045000000	6.3000E-04	7.2000E-04	0.014900000	1.0000E-05	1.8800E-04
	February	84.9000000	13.5000000	0.15900000	0.001000000	0.006600000	0.047000000	2.5000E-04	6.5000E-04	0.022800000	1.0000E-05	3.0700E-04
	March	91.8000000	14.6000000	0.15100000	0.001000000	0.051000000	0.045000000	2.5000E-04	5.4000E-04	0.013600000	1.0000E-05	1.9300E-04
	April	98.9000000	13.7000000	0.09350000	0.001000000	0.007400000	0.058000000	5.0000E-04	2.5000E-04	0.021000000	2.5000E-05	1.5100E-04
	May	47.7000000	5.0000000	0.03440000	0.001800000	0.006300000	0.038000000	5.3000E-04	5.0000E-04	0.440000000	2.5000E-05	4.0000E-04
	June	60.8000000	10.2000000	0.04000000	0.001000000	0.007300000	0.042000000	5.0000E-04	5.0000E-04	0.081000000	4.0000E-05	2.5200E-04
	July	70.8000000	11.6000000	0.01980000	0.001000000	0.010200000	0.043000000	5.0000E-04	5.5000E-04	0.036000000	3.1000E-05	2.6000E-04
	August	65.5000000	9.6000000	0.03780000	0.002500000	0.002500000	0.043000000	3.8000E-04	5.0000E-04	0.027100000	2.4000E-05	1.7000E-04
	September	66.2000000	10.1000000	0.04560000	0.001800000	0.004700000	0.045000000	6.1000E-04	5.5000E-04	0.030100000	2.4000E-05	1.5000E-04
	October	76.0000000	13.6000000	0.05810000	0.001000000	0.013400000	0.039000000	2.5000E-04	2.5000E-04	0.027300000	3.0000E-05	1.8500E-04
	November	83.4000000	16.0000000	0.07930000	0.001000000	0.002500000	0.044000000	5.7000E-04	2.5000E-04	0.034700000	3.6000E-05	2.1800E-04
	December	79.5000000	12.9000000	0.09780000	0.003000000	0.006700000	0.039000000	2.5000E-04	2.5000E-04	0.027300000	3.4000E-05	2.2900E-04
Year 0	January	88.8000000	13.8000000	0.15400000	0.001000000	0.009000000	0.045000000	6.3000E-04	7.2000E-04	0.014900000	1.0000E-05	1.8800E-04
	February	84.9000000	13.5000000	0.15900000	0.001000000	0.006600000	0.047000000	2.5000E-04	6.5000E-04	0.022800000	1.0000E-05	3.0700E-04
	March	91.8000000	14.6000000	0.15100000	0.001000000	0.051000000	0.045000000	2.5000E-04	5.4000E-04	0.013600000	1.0000E-05	1.9300E-04
	April	98.9000000	13.7000000	0.09350000	0.001000000	0.007400000	0.058000000	5.0000E-04	2.5000E-04	0.021000000	2.5000E-05	1.5100E-04
	May	47.7000000	5.0000000	0.03440000	0.001800000	0.006300000	0.038000000	5.3000E-04	5.0000E-04	0.440000000	2.5000E-05	4.0000E-04
	June	60.8000000	10.2000000	0.04000000	0.001000000	0.007300000	0.042000000	5.0000E-04	5.0000E-04	0.081000000	4.0000E-05	2.5200E-04
	July	70.8000000	11.6000000	0.01980000	0.001000000	0.010200000	0.043000000	5.0000E-04	5.5000E-04	0.036000000	3.1000E-05	2.6000E-04
	August	65.5000000	9.6000000	0.03780000	0.002500000	0.002500000	0.043000000	3.8000E-04	5.0000E-04	0.027100000	2.4000E-05	1.7000E-04
	September	66.2000000	10.1000000	0.04560000	0.001800000	0.004700000	0.045000000	6.1000E-04	5.5000E-04	0.030100000	2.4000E-05	1.5000E-04
	October	76.0000000	13.6000000	0.05810000	0.001000000	0.013400000	0.039000000	2.5000E-04	2.5000E-04	0.027300000	3.0000E-05	1.8500E-04
	November	83.4000000	16.0000000	0.07930000	0.001000000	0.002500000	0.044000000	5.7000E-04	2.5000E-04	0.034700000	3.6000E-05	2.1800E-04
	December	79.5000000	12.9000000	0.09780000	0.003000000	0.006700000	0.039000000	2.5000E-04	2.5000E-04	0.027300000	3.4000E-05	2.2900E-04
Year 1	January	104.4949775	21.0762540	0.15294909	0.001000000	0.012460362	0.048561339	6.0660E-04	6.9523E-04	0.013250155	1.3512E-05	1.9992E-04
	February	100.6066659	21.4165577	0.15521539	0.000991127	0.007825907	0.048177276	2.4778E-04	5.4146E-04	0.021643491	1.6051E-05	3.1456E-04
	March	111.1889146	24.0350357	0.14747304	0.000985746	0.035970829	0.046220493	2.4644E-04	4.3568E-04	0.012313939	1.7324E-05	2.0064E-04
	April	104.2886158	16.1468295	0.09573310	0.001142695	0.008015633	0.057854481	4.8667E-04	2.5044E-04	0.020926656	2.5958E-05	1.5404E-04
	May	59.3659265	9.0005045	0.04428392	0.001664624	0.007544183	0.040725757	5.5243E-04	4.7705E-04	0.347023097	3.0368E-05	3.8974E-04
	June	67.9214121	14.8005120	0.04316775	0.001047025	0.005997225	0.040909268	5.3647E-04	5.1055E-04	0.062892911	3.9444E-05	2.2405E-04
	July	79.7991082	17.4441154	0.02644005	0.001000000	0.011537456	0.043097279	4.4504E-04	5.1903E-04	0.032289886	3.6033E-05	2.4534E-04
	August	75.6089083	15.0890350	0.04405515	0.002289038	0.002872096	0.042618738	3.7648E-04	4.9759E-04	0.025851929	3.7143E-05	1.8380E-04
	September	80.8935695	18.0665602	0.06143886	0.001621854	0.005209347	0.046922741	5.9219E-04	5.4246E-04	0.026221675	2.5295E-05	1.5275E-04
	October	89.9981418	20.1906593	0.07286777	0.001000000	0.011708289	0.043624297	2.7223E-04	2.7529E-04	0.023880780	2.9135E-05	1.7740E-04
	November	94.0471238	21.8380067	0.08671641	0.001218530	0.003471608	0.047829560	4.9568E-04	2.4767E-04	0.029605264	3.6324E-05	2.2273E-04
	December	88.8001881	18.5631131	0.10499654	0.002929322	0.006603833	0.038767340	2.4411E-04	2.4411E-04	0.023931316	3.4112E-05	2.1303E-04
January	104.4949775	21.0762540	0.15294909	0.001000000	0.012460362	0.048561339	6.0660E-04	6.9523E-04	0.013250155	1.3512E-05	1.9992E-04	

		Cadmium (Cd) Total	Copper (Cu) Total	Iron (Fe) Total	Lead (Pb) Total	Manganese (Mn) Total	Nickel (Ni) Total	Silver (Ag) Total	Selenium (Se) Total	Uranium (U) Total	Zinc (Zn) Total	Dissolved Organic Carbon
		mg/L	mg/L	mg/L	mg/L	mg/L	mg/L	mg/L	mg/L	mg/L	mg/L	mg/L
Year -1	January	4.1000E-05	3.4700E-04	0.171000000	4.2000E-05	0.082400000	3.6200E-04	2.5000E-06	2.9700E-04	8.6100E-04	0.003880000	1.430000000
	February	4.3000E-05	6.3300E-03	0.357000000	1.0100E-04	0.115000000	4.0800E-04	2.5000E-06	3.0400E-04	7.3300E-04	0.005090000	0.250000000
	March	2.7000E-05	2.6900E-04	0.221000000	2.3000E-05	0.094500000	3.4500E-04	2.5000E-06	3.2800E-04	7.8300E-04	0.002550000	1.290000000
	April	2.1000E-05	5.6000E-04	0.150000000	1.9600E-04	0.045000000	5.0000E-04	5.0000E-06	2.3600E-04	2.0600E-03	0.003800000	3.340000000
	May	4.0000E-05	2.1000E-03	0.085000000	5.0000E-05	0.079000000	2.0000E-03	5.0000E-06	1.3300E-04	6.2300E-04	0.008000000	7.080000000
	June	2.0000E-05	8.4000E-04	0.206000000	2.0400E-04	0.020000000	5.1900E-04	6.0000E-06	1.3800E-04	4.3300E-04	0.005020000	3.130000000
	July	2.7500E-05	6.0000E-04	0.119000000	6.9800E-05	0.038200000	5.0000E-04	5.0000E-06	1.5200E-04	5.8600E-04	0.003800000	2.900000000
	August	3.0000E-05	8.5000E-04	0.085400000	1.0000E-04	0.021500000	5.0000E-04	5.0000E-06	1.1100E-04	4.7300E-04	0.004560000	3.670000000
	September	2.5000E-05	5.7200E-04	0.080200000	1.2200E-04	0.017400000	4.8100E-04	3.8000E-06	1.1200E-04	5.1700E-04	0.004180000	3.560000000
	October	2.6000E-05	4.8300E-04	0.077900000	4.7000E-05	0.023300000	3.9500E-04	2.5000E-06	1.9800E-04	6.7600E-04	0.003160000	3.160000000
	November	4.1000E-05	5.2100E-04	0.103000000	8.5000E-05	0.037600000	4.3000E-04	2.5000E-06	2.5100E-04	8.0400E-04	0.004210000	3.710000000
	December	3.4000E-05	5.0000E-04	0.132000000	5.2000E-05	0.045000000	3.9800E-04	2.5000E-06	2.9600E-04	1.0700E-03	0.003770000	3.090000000
Year 0	January	4.1000E-05	3.4700E-04	0.171000000	4.2000E-05	0.082400000	3.6200E-04	2.5000E-06	2.9700E-04	8.6100E-04	0.003880000	1.430000000
	February	4.3000E-05	6.3300E-03	0.357000000	1.0100E-04	0.115000000	4.0800E-04	2.5000E-06	3.0400E-04	7.3300E-04	0.005090000	0.250000000
	March	2.7000E-05	2.6900E-04	0.221000000	2.3000E-05	0.094500000	3.4500E-04	2.5000E-06	3.2800E-04	7.8300E-04	0.002550000	1.290000000
	April	2.1000E-05	5.6000E-04	0.150000000	1.9600E-04	0.045000000	5.0000E-04	5.0000E-06	2.3600E-04	2.0600E-03	0.003800000	3.340000000
	May	4.0000E-05	2.1000E-03	0.085000000	5.0000E-05	0.079000000	2.0000E-03	5.0000E-06	1.3300E-04	6.2300E-04	0.008000000	7.080000000
	June	2.0000E-05	8.4000E-04	0.206000000	2.0400E-04	0.020000000	5.1900E-04	6.0000E-06	1.3800E-04	4.3300E-04	0.005020000	3.130000000
	July	2.7500E-05	6.0000E-04	0.119000000	6.9800E-05	0.038200000	5.0000E-04	5.0000E-06	1.5200E-04	5.8600E-04	0.003800000	2.900000000
	August	3.0000E-05	8.5000E-04	0.085400000	1.0000E-04	0.021500000	5.0000E-04	5.0000E-06	1.1100E-04	4.7300E-04	0.004560000	3.670000000
	September	2.5000E-05	5.7200E-04	0.080200000	1.2200E-04	0.017400000	4.8100E-04	3.8000E-06	1.1200E-04	5.1700E-04	0.004180000	3.560000000
	October	2.6000E-05	4.8300E-04	0.077900000	4.7000E-05	0.023300000	3.9500E-04	2.5000E-06	1.9800E-04	6.7600E-04	0.003160000	3.160000000
	November	4.1000E-05	5.2100E-04	0.103000000	8.5000E-05	0.037600000	4.3000E-04	2.5000E-06	2.5100E-04	8.0400E-04	0.004210000	3.710000000
	December	3.4000E-05	5.0000E-04	0.132000000	5.2000E-05	0.045000000	3.9800E-04	2.5000E-06	2.9600E-04	1.0700E-03	0.003770000	3.090000000
Year 1	January	7.8065E-05	3.7423E-04	0.214544111	5.5117E-05	0.075304938	3.5932E-04	2.5000E-06	6.1390E-04	1.4060E-03	0.012459838	1.359637594
	February	8.9090E-05	4.8273E-03	0.372287181	1.8973E-04	0.100271698	4.0699E-04	2.4778E-06	6.2074E-04	1.3517E-03	0.015167467	0.247781752
	March	7.7781E-05	3.0518E-04	0.243007897	4.2190E-05	0.076004072	3.4519E-04	2.4644E-06	7.5175E-04	1.6671E-03	0.013242055	1.066079595
	April	3.2935E-05	5.7088E-04	0.160636595	2.0860E-04	0.044091175	5.0146E-04	4.7626E-06	3.9502E-04	2.1945E-03	0.006107820	3.178119417
	May	7.3609E-05	2.1071E-03	0.130638901	1.5510E-04	0.065046494	1.6693E-03	4.4006E-06	3.3072E-04	8.0443E-04	0.012983140	6.250167934
	June	5.7197E-05	8.2444E-04	0.181165365	2.0436E-04	0.017768095	4.8417E-04	5.0708E-06	2.2541E-04	5.4988E-04	0.011297700	2.605779087
	July	7.5101E-05	6.7390E-04	0.121111279	7.9432E-05	0.031675157	4.6545E-04	4.9284E-06	2.6005E-04	7.5464E-04	0.011772916	2.535496372
	August	7.7479E-05	8.6351E-04	0.086972243	1.1889E-04	0.019095766	5.3367E-04	4.9759E-06	1.8748E-04	6.3187E-04	0.010514137	3.276264160
	September	8.9979E-05	6.2052E-04	0.090433514	1.2936E-04	0.016735367	4.7914E-04	3.5105E-06	3.0294E-04	8.1582E-04	0.014452900	3.004623812
	October	6.5112E-05	5.0995E-04	0.082726689	7.2204E-05	0.019896729	3.7619E-04	2.5000E-06	4.4948E-04	1.0663E-03	0.009044605	2.731713235
	November	8.5015E-05	5.1493E-04	0.151459518	8.8762E-05	0.044086467	4.1524E-04	2.4767E-06	4.7777E-04	1.1277E-03	0.012379634	3.034014415
	December	7.5654E-05	4.9034E-04	0.148743264	1.0011E-04	0.040128016	4.1401E-04	2.6157E-06	5.1064E-04	1.3934E-03	0.012856692	2.611905787
January	7.8065E-05	3.7423E-04	0.214544111	5.5117E-05	0.075304938	3.5932E-04	2.5000E-06	6.1390E-04	1.4060E-03	0.012459838	1.359637594	

		Hardness (from Total)	Sulphate Dissolved	Nitrate (N)	Nitrite (N)	Ammonia (N)	Fluoride (F)	Cyanide Total	Cyanide Weak Acid Dissociable	Aluminum (Al) Total	Antimony (Sb) Total	Arsenic (As) Total
		mg/L	mg/L	mg/L	mg/L	mg/L	mg/L	mg/L	mg/L	mg/L	mg/L	mg/L
Year 2	February	100.6066659	21.4165577	0.15521539	0.000991127	0.007825907	0.048177276	2.4778E-04	5.4146E-04	0.021643491	1.6051E-05	3.1456E-04
	March	111.1889146	24.0350357	0.14747304	0.000985746	0.035970829	0.046220493	2.4644E-04	4.3568E-04	0.012313939	1.7324E-05	2.0064E-04
	April	104.2886158	16.1468295	0.09573310	0.001142695	0.008015633	0.057854481	4.8667E-04	2.5044E-04	0.020926656	2.5958E-05	1.5404E-04
	May	59.3659265	9.0005045	0.04428392	0.001664624	0.007544183	0.040725757	5.5243E-04	4.7705E-04	0.347023097	3.0368E-05	3.8974E-04
	June	67.9214121	14.8005120	0.04316775	0.001047025	0.005997225	0.040909268	5.3647E-04	5.1055E-04	0.062892911	3.9444E-05	2.2405E-04
	July	79.7991082	17.4441154	0.02644005	0.001000000	0.011537456	0.043097279	4.4504E-04	5.1903E-04	0.032289886	3.6033E-05	2.4534E-04
	August	75.6089083	15.0890350	0.04405515	0.002289038	0.002872096	0.042618738	3.7648E-04	4.9759E-04	0.025851929	3.7143E-05	1.8380E-04
	September	80.8935695	18.0665602	0.06143886	0.001621854	0.005209347	0.046922741	5.9219E-04	5.4246E-04	0.026221675	2.5295E-05	1.5275E-04
	October	89.9981418	20.1906593	0.07286777	0.001000000	0.011708289	0.043624297	2.7223E-04	2.7529E-04	0.023880780	2.9135E-05	1.7740E-04
	November	94.0471238	21.8380067	0.08671641	0.001218530	0.003471608	0.047829560	4.9568E-04	2.4767E-04	0.029605264	3.6324E-05	2.2273E-04
	December	88.8001881	18.5631131	0.10499654	0.002929322	0.006603833	0.038767340	2.4411E-04	2.4411E-04	0.023931316	3.4112E-05	2.1303E-04

		Cadmium (Cd) Total	Copper (Cu) Total	Iron (Fe) Total	Lead (Pb) Total	Manganese (Mn) Total	Nickel (Ni) Total	Silver (Ag) Total	Selenium (Se) Total	Uranium (U) Total	Zinc (Zn) Total	Dissolved Organic Carbon
		mg/L	mg/L	mg/L	mg/L	mg/L	mg/L	mg/L	mg/L	mg/L	mg/L	mg/L
Year 2	February	8.9090E-05	4.8273E-03	0.372287181	1.8973E-04	0.100271698	4.0699E-04	2.4778E-06	6.2074E-04	1.3517E-03	0.015167467	0.247781752
	March	7.7781E-05	3.0518E-04	0.243007897	4.2190E-05	0.076004072	3.4519E-04	2.4644E-06	7.5175E-04	1.6671E-03	0.013242055	1.066079595
	April	3.2935E-05	5.7088E-04	0.160636595	2.0860E-04	0.044091175	5.0146E-04	4.7626E-06	3.9502E-04	2.1945E-03	0.006107820	3.178119417
	May	7.3609E-05	2.1071E-03	0.130638901	1.5510E-04	0.065046494	1.6693E-03	4.4006E-06	3.3072E-04	8.0443E-04	0.012983140	6.250167934
	June	5.7197E-05	8.2444E-04	0.181165365	2.0436E-04	0.017768095	4.8417E-04	5.0708E-06	2.2541E-04	5.4988E-04	0.011297700	2.605779087
	July	7.5101E-05	6.7390E-04	0.121111279	7.9432E-05	0.031675157	4.6545E-04	4.9284E-06	2.6005E-04	7.5464E-04	0.011772916	2.535496372
	August	7.7479E-05	8.6351E-04	0.086972243	1.1889E-04	0.019095766	5.3367E-04	4.9759E-06	1.8748E-04	6.3187E-04	0.010514137	3.276264160
	September	8.9979E-05	6.2052E-04	0.090433514	1.2936E-04	0.016735367	4.7914E-04	3.5105E-06	3.0294E-04	8.1582E-04	0.014452900	3.004623812
	October	6.5112E-05	5.0995E-04	0.082726689	7.2204E-05	0.019896729	3.7619E-04	2.5000E-06	4.4948E-04	1.0663E-03	0.009044605	2.731713235
	November	8.5015E-05	5.1493E-04	0.151459518	8.8762E-05	0.044086467	4.1524E-04	2.4767E-06	4.7777E-04	1.1277E-03	0.012379634	3.034014415
	December	7.5654E-05	4.9034E-04	0.148743264	1.0011E-04	0.040128016	4.1401E-04	2.6157E-06	5.1064E-04	1.3934E-03	0.012856692	2.611905787

		Hardness (from Total)	Sulphate Dissolved	Nitrate (N)	Nitrite (N)	Ammonia (N)	Fluoride (F)	Cyanide Total	Cyanide Weak Acid Dissociable	Aluminum (Al) Total	Antimony (Sb) Total	Arsenic (As) Total
		mg/L	mg/L	mg/L	mg/L	mg/L	mg/L	mg/L	mg/L	mg/L	mg/L	mg/L
Year 3	January	104.4949775	21.0762540	0.15294909	0.001000000	0.012460362	0.048561339	6.0660E-04	6.9523E-04	0.013250155	1.3512E-05	1.9992E-04
	February	100.6066659	21.4165577	0.15521539	0.000991127	0.007825907	0.048177276	2.4778E-04	5.4146E-04	0.021643491	1.6051E-05	3.1456E-04
	March	111.1889146	24.0350357	0.14747304	0.000985746	0.035970829	0.046220493	2.4644E-04	4.3568E-04	0.012313939	1.7324E-05	2.0064E-04
	April	104.2886158	16.1468295	0.09573310	0.001142695	0.008015633	0.057854481	4.8667E-04	2.5044E-04	0.020926656	2.5958E-05	1.5404E-04
	May	59.3659265	9.0005045	0.04428392	0.001664624	0.007544183	0.040725757	5.5243E-04	4.7705E-04	0.347023097	3.0368E-05	3.8974E-04
	June	67.9214121	14.8005120	0.04316775	0.001047025	0.005997225	0.040909268	5.3647E-04	5.1055E-04	0.062892911	3.9444E-05	2.2405E-04
	July	79.7991082	17.4441154	0.02644005	0.001000000	0.011537456	0.043097279	4.4504E-04	5.1903E-04	0.032289886	3.6033E-05	2.4534E-04
	August	75.6089083	15.0890350	0.04405515	0.002289038	0.002872096	0.042618738	3.7648E-04	4.9759E-04	0.025851929	3.7143E-05	1.8380E-04
	September	80.8935695	18.0665602	0.06143886	0.001621854	0.005209347	0.046922741	5.9219E-04	5.4246E-04	0.026221675	2.5295E-05	1.5275E-04
	October	89.9981418	20.1906593	0.07286777	0.001000000	0.011708289	0.043624297	2.7223E-04	2.7529E-04	0.023880780	2.9135E-05	1.7740E-04
	November	94.0471238	21.8380067	0.08671641	0.001218530	0.003471608	0.047829560	4.9568E-04	2.4767E-04	0.029605264	3.6324E-05	2.2273E-04
	December	88.8001881	18.5631131	0.10499654	0.002929322	0.006603833	0.038767340	2.4411E-04	2.4411E-04	0.023931316	3.4112E-05	2.1303E-04
Year 4	January	104.4949775	21.0762540	0.15294909	0.001000000	0.012460362	0.048561339	6.0660E-04	6.9523E-04	0.013250155	1.3512E-05	1.9992E-04
	February	100.6066659	21.4165577	0.15521539	0.000991127	0.007825907	0.048177276	2.4778E-04	5.4146E-04	0.021643491	1.6051E-05	3.1456E-04
	March	111.1889146	24.0350357	0.14747304	0.000985746	0.035970829	0.046220493	2.4644E-04	4.3568E-04	0.012313939	1.7324E-05	2.0064E-04
	April	104.2886158	16.1468295	0.09573310	0.001142695	0.008015633	0.057854481	4.8667E-04	2.5044E-04	0.020926656	2.5958E-05	1.5404E-04
	May	59.3659265	9.0005045	0.04428392	0.001664624	0.007544183	0.040725757	5.5243E-04	4.7705E-04	0.347023097	3.0368E-05	3.8974E-04
	June	67.9214121	14.8005120	0.04316775	0.001047025	0.005997225	0.040909268	5.3647E-04	5.1055E-04	0.062892911	3.9444E-05	2.2405E-04
	July	79.7991082	17.4441154	0.02644005	0.001000000	0.011537456	0.043097279	4.4504E-04	5.1903E-04	0.032289886	3.6033E-05	2.4534E-04
	August	75.6089083	15.0890350	0.04405515	0.002289038	0.002872096	0.042618738	3.7648E-04	4.9759E-04	0.025851929	3.7143E-05	1.8380E-04
	September	80.8935695	18.0665602	0.06143886	0.001621854	0.005209347	0.046922741	5.9219E-04	5.4246E-04	0.026221675	2.5295E-05	1.5275E-04
	October	89.9981418	20.1906593	0.07286777	0.001000000	0.011708289	0.043624297	2.7223E-04	2.7529E-04	0.023880780	2.9135E-05	1.7740E-04
	November	94.0471238	21.8380067	0.08671641	0.001218530	0.003471608	0.047829560	4.9568E-04	2.4767E-04	0.029605264	3.6324E-05	2.2273E-04
	December	88.8001881	18.5631131	0.10499654	0.002929322	0.006603833	0.038767340	2.4411E-04	2.4411E-04	0.023931316	3.4112E-05	2.1303E-04
Year 5	January	104.4949775	21.0762540	0.15294909	0.001000000	0.012460362	0.048561339	6.0660E-04	6.9523E-04	0.013250155	1.3512E-05	1.9992E-04
	February	100.6066659	21.4165577	0.15521539	0.000991127	0.007825907	0.048177276	2.4778E-04	5.4146E-04	0.021643491	1.6051E-05	3.1456E-04
	March	111.1889146	24.0350357	0.14747304	0.000985746	0.035970829	0.046220493	2.4644E-04	4.3568E-04	0.012313939	1.7324E-05	2.0064E-04
	April	104.2886158	16.1468295	0.09573310	0.001142695	0.008015633	0.057854481	4.8667E-04	2.5044E-04	0.020926656	2.5958E-05	1.5404E-04
	May	59.3659265	9.0005045	0.04428392	0.001664624	0.007544183	0.040725757	5.5243E-04	4.7705E-04	0.347023097	3.0368E-05	3.8974E-04
	June	67.9214121	14.8005120	0.04316775	0.001047025	0.005997225	0.040909268	5.3647E-04	5.1055E-04	0.062892911	3.9444E-05	2.2405E-04
	July	79.7991082	17.4441154	0.02644005	0.001000000	0.011537456	0.043097279	4.4504E-04	5.1903E-04	0.032289886	3.6033E-05	2.4534E-04
	August	75.6089083	15.0890350	0.04405515	0.002289038	0.002872096	0.042618738	3.7648E-04	4.9759E-04	0.025851929	3.7143E-05	1.8380E-04
	September	80.8935695	18.0665602	0.06143886	0.001621854	0.005209347	0.046922741	5.9219E-04	5.4246E-04	0.026221675	2.5295E-05	1.5275E-04
	October	89.9981418	20.1906593	0.07286777	0.001000000	0.011708289	0.043624297	2.7223E-04	2.7529E-04	0.023880780	2.9135E-05	1.7740E-04
	November	94.0471238	21.8380067	0.08671641	0.001218530	0.003471608	0.047829560	4.9568E-04	2.4767E-04	0.029605264	3.6324E-05	2.2273E-04
	December	88.8001881	18.5631131	0.10499654	0.002929322	0.006603833	0.038767340	2.4411E-04	2.4411E-04	0.023931316	3.4112E-05	2.1303E-04
	January	104.4949775	21.0762540	0.15294909	0.001000000	0.012460362	0.048561339	6.0660E-04	6.9523E-04	0.013250155	1.3512E-05	1.9992E-04

		Cadmium (Cd) Total	Copper (Cu) Total	Iron (Fe) Total	Lead (Pb) Total	Manganese (Mn) Total	Nickel (Ni) Total	Silver (Ag) Total	Selenium (Se) Total	Uranium (U) Total	Zinc (Zn) Total	Dissolved Organic Carbon
		mg/L	mg/L	mg/L	mg/L	mg/L	mg/L	mg/L	mg/L	mg/L	mg/L	mg/L
Year 3	January	7.8065E-05	3.7423E-04	0.214544111	5.5117E-05	0.075304938	3.5932E-04	2.5000E-06	6.1390E-04	1.4060E-03	0.012459838	1.359637594
	February	8.9090E-05	4.8273E-03	0.372287181	1.8973E-04	0.100271698	4.0699E-04	2.4778E-06	6.2074E-04	1.3517E-03	0.015167467	0.247781752
	March	7.7781E-05	3.0518E-04	0.243007897	4.2190E-05	0.076004072	3.4519E-04	2.4644E-06	7.5175E-04	1.6671E-03	0.013242055	1.066079595
	April	3.2935E-05	5.7088E-04	0.160636595	2.0860E-04	0.044091175	5.0146E-04	4.7626E-06	3.9502E-04	2.1945E-03	0.006107820	3.178119417
	May	7.3609E-05	2.1071E-03	0.130638901	1.5510E-04	0.065046494	1.6693E-03	4.4006E-06	3.3072E-04	8.0443E-04	0.012983140	6.250167934
	June	5.7197E-05	8.2444E-04	0.181165365	2.0436E-04	0.017768095	4.8417E-04	5.0708E-06	2.2541E-04	5.4988E-04	0.011297700	2.605779087
	July	7.5101E-05	6.7390E-04	0.121111279	7.9432E-05	0.031675157	4.6545E-04	4.9284E-06	2.6005E-04	7.5464E-04	0.011772916	2.535496372
	August	7.7479E-05	8.6351E-04	0.086972243	1.1889E-04	0.019095766	5.3367E-04	4.9759E-06	1.8748E-04	6.3187E-04	0.010514137	3.276264160
	September	8.9979E-05	6.2052E-04	0.090433514	1.2936E-04	0.016735367	4.7914E-04	3.5105E-06	3.0294E-04	8.1582E-04	0.014452900	3.004623812
	October	6.5112E-05	5.0995E-04	0.082726689	7.2204E-05	0.019896729	3.7619E-04	2.5000E-06	4.4948E-04	1.0663E-03	0.009044605	2.731713235
	November	8.5015E-05	5.1493E-04	0.151459518	8.8762E-05	0.044086467	4.1524E-04	2.4767E-06	4.7777E-04	1.1277E-03	0.012379634	3.034014415
	December	7.5654E-05	4.9034E-04	0.148743264	1.0011E-04	0.040128016	4.1401E-04	2.6157E-06	5.1064E-04	1.3934E-03	0.012856692	2.611905787
Year 4	January	7.8065E-05	3.7423E-04	0.214544111	5.5117E-05	0.075304938	3.5932E-04	2.5000E-06	6.1390E-04	1.4060E-03	0.012459838	1.359637594
	February	8.9090E-05	4.8273E-03	0.372287181	1.8973E-04	0.100271698	4.0699E-04	2.4778E-06	6.2074E-04	1.3517E-03	0.015167467	0.247781752
	March	7.7781E-05	3.0518E-04	0.243007897	4.2190E-05	0.076004072	3.4519E-04	2.4644E-06	7.5175E-04	1.6671E-03	0.013242055	1.066079595
	April	3.2935E-05	5.7088E-04	0.160636595	2.0860E-04	0.044091175	5.0146E-04	4.7626E-06	3.9502E-04	2.1945E-03	0.006107820	3.178119417
	May	7.3609E-05	2.1071E-03	0.130638901	1.5510E-04	0.065046494	1.6693E-03	4.4006E-06	3.3072E-04	8.0443E-04	0.012983140	6.250167934
	June	5.7197E-05	8.2444E-04	0.181165365	2.0436E-04	0.017768095	4.8417E-04	5.0708E-06	2.2541E-04	5.4988E-04	0.011297700	2.605779087
	July	7.5101E-05	6.7390E-04	0.121111279	7.9432E-05	0.031675157	4.6545E-04	4.9284E-06	2.6005E-04	7.5464E-04	0.011772916	2.535496372
	August	7.7479E-05	8.6351E-04	0.086972243	1.1889E-04	0.019095766	5.3367E-04	4.9759E-06	1.8748E-04	6.3187E-04	0.010514137	3.276264160
	September	8.9979E-05	6.2052E-04	0.090433514	1.2936E-04	0.016735367	4.7914E-04	3.5105E-06	3.0294E-04	8.1582E-04	0.014452900	3.004623812
	October	6.5112E-05	5.0995E-04	0.082726689	7.2204E-05	0.019896729	3.7619E-04	2.5000E-06	4.4948E-04	1.0663E-03	0.009044605	2.731713235
	November	8.5015E-05	5.1493E-04	0.151459518	8.8762E-05	0.044086467	4.1524E-04	2.4767E-06	4.7777E-04	1.1277E-03	0.012379634	3.034014415
	December	7.5654E-05	4.9034E-04	0.148743264	1.0011E-04	0.040128016	4.1401E-04	2.6157E-06	5.1064E-04	1.3934E-03	0.012856692	2.611905787
Year 5	January	7.8065E-05	3.7423E-04	0.214544111	5.5117E-05	0.075304938	3.5932E-04	2.5000E-06	6.1390E-04	1.4060E-03	0.012459838	1.359637594
	February	8.9090E-05	4.8273E-03	0.372287181	1.8973E-04	0.100271698	4.0699E-04	2.4778E-06	6.2074E-04	1.3517E-03	0.015167467	0.247781752
	March	7.7781E-05	3.0518E-04	0.243007897	4.2190E-05	0.076004072	3.4519E-04	2.4644E-06	7.5175E-04	1.6671E-03	0.013242055	1.066079595
	April	3.2935E-05	5.7088E-04	0.160636595	2.0860E-04	0.044091175	5.0146E-04	4.7626E-06	3.9502E-04	2.1945E-03	0.006107820	3.178119417
	May	7.3609E-05	2.1071E-03	0.130638901	1.5510E-04	0.065046494	1.6693E-03	4.4006E-06	3.3072E-04	8.0443E-04	0.012983140	6.250167934
	June	5.7197E-05	8.2444E-04	0.181165365	2.0436E-04	0.017768095	4.8417E-04	5.0708E-06	2.2541E-04	5.4988E-04	0.011297700	2.605779087
	July	7.5101E-05	6.7390E-04	0.121111279	7.9432E-05	0.031675157	4.6545E-04	4.9284E-06	2.6005E-04	7.5464E-04	0.011772916	2.535496372
	August	7.7479E-05	8.6351E-04	0.086972243	1.1889E-04	0.019095766	5.3367E-04	4.9759E-06	1.8748E-04	6.3187E-04	0.010514137	3.276264160
	September	8.9979E-05	6.2052E-04	0.090433514	1.2936E-04	0.016735367	4.7914E-04	3.5105E-06	3.0294E-04	8.1582E-04	0.014452900	3.004623812
	October	6.5112E-05	5.0995E-04	0.082726689	7.2204E-05	0.019896729	3.7619E-04	2.5000E-06	4.4948E-04	1.0663E-03	0.009044605	2.731713235
	November	8.5015E-05	5.1493E-04	0.151459518	8.8762E-05	0.044086467	4.1524E-04	2.4767E-06	4.7777E-04	1.1277E-03	0.012379634	3.034014415
	December	7.5654E-05	4.9034E-04	0.148743264	1.0011E-04	0.040128016	4.1401E-04	2.6157E-06	5.1064E-04	1.3934E-03	0.012856692	2.611905787
January	7.8065E-05	3.7423E-04	0.214544111	5.5117E-05	0.075304938	3.5932E-04	2.5000E-06	6.1390E-04	1.4060E-03	0.012459838	1.359637594	

		Hardness (from Total)	Sulphate Dissolved	Nitrate (N)	Nitrite (N)	Ammonia (N)	Fluoride (F)	Cyanide Total	Cyanide Weak Acid Dissociable	Aluminum (Al) Total	Antimony (Sb) Total	Arsenic (As) Total
		mg/L	mg/L	mg/L	mg/L	mg/L	mg/L	mg/L	mg/L	mg/L	mg/L	mg/L
Year 6	February	100.6066659	21.4165577	0.15521539	0.000991127	0.007825907	0.048177276	2.4778E-04	5.4146E-04	0.021643491	1.6051E-05	3.1456E-04
	March	111.1889146	24.0350357	0.14747304	0.000985746	0.035970829	0.046220493	2.4644E-04	4.3568E-04	0.012313939	1.7324E-05	2.0064E-04
	April	104.2886158	16.1468295	0.09573310	0.001142695	0.008015633	0.057854481	4.8667E-04	2.5044E-04	0.020926656	2.5958E-05	1.5404E-04
	May	59.3659265	9.0005045	0.04428392	0.001664624	0.007544183	0.040725757	5.5243E-04	4.7705E-04	0.347023097	3.0368E-05	3.8974E-04
	June	67.9214121	14.8005120	0.04316775	0.001047025	0.005997225	0.040909268	5.3647E-04	5.1055E-04	0.062892911	3.9444E-05	2.2405E-04
	July	79.7991082	17.4441154	0.02644005	0.001000000	0.011537456	0.043097279	4.4504E-04	5.1903E-04	0.032289886	3.6033E-05	2.4534E-04
	August	75.6089083	15.0890350	0.04405515	0.002289038	0.002872096	0.042618738	3.7648E-04	4.9759E-04	0.025851929	3.7143E-05	1.8380E-04
	September	80.8935695	18.0665602	0.06143886	0.001621854	0.005209347	0.046922741	5.9219E-04	5.4246E-04	0.026221675	2.5295E-05	1.5275E-04
	October	89.9981418	20.1906593	0.07286777	0.001000000	0.011708289	0.043624297	2.7223E-04	2.7529E-04	0.023880780	2.9135E-05	1.7740E-04
	November	94.0471238	21.8380067	0.08671641	0.001218530	0.003471608	0.047829560	4.9568E-04	2.4767E-04	0.029605264	3.6324E-05	2.2273E-04
	December	88.8001881	18.5631131	0.10499654	0.002929322	0.006603833	0.038767340	2.4411E-04	2.4411E-04	0.023931316	3.4112E-05	2.1303E-04

		Cadmium (Cd) Total	Copper (Cu) Total	Iron (Fe) Total	Lead (Pb) Total	Manganese (Mn) Total	Nickel (Ni) Total	Silver (Ag) Total	Selenium (Se) Total	Uranium (U) Total	Zinc (Zn) Total	Dissolved Organic Carbon
		mg/L	mg/L	mg/L	mg/L	mg/L	mg/L	mg/L	mg/L	mg/L	mg/L	mg/L
Year 6	February	8.9090E-05	4.8273E-03	0.372287181	1.8973E-04	0.100271698	4.0699E-04	2.4778E-06	6.2074E-04	1.3517E-03	0.015167467	0.247781752
	March	7.7781E-05	3.0518E-04	0.243007897	4.2190E-05	0.076004072	3.4519E-04	2.4644E-06	7.5175E-04	1.6671E-03	0.013242055	1.066079595
	April	3.2935E-05	5.7088E-04	0.160636595	2.0860E-04	0.044091175	5.0146E-04	4.7626E-06	3.9502E-04	2.1945E-03	0.006107820	3.178119417
	May	7.3609E-05	2.1071E-03	0.130638901	1.5510E-04	0.065046494	1.6693E-03	4.4006E-06	3.3072E-04	8.0443E-04	0.012983140	6.250167934
	June	5.7197E-05	8.2444E-04	0.181165365	2.0436E-04	0.017768095	4.8417E-04	5.0708E-06	2.2541E-04	5.4988E-04	0.011297700	2.605779087
	July	7.5101E-05	6.7390E-04	0.121111279	7.9432E-05	0.031675157	4.6545E-04	4.9284E-06	2.6005E-04	7.5464E-04	0.011772916	2.535496372
	August	7.7479E-05	8.6351E-04	0.086972243	1.1889E-04	0.019095766	5.3367E-04	4.9759E-06	1.8748E-04	6.3187E-04	0.010514137	3.276264160
	September	8.9979E-05	6.2052E-04	0.090433514	1.2936E-04	0.016735367	4.7914E-04	3.5105E-06	3.0294E-04	8.1582E-04	0.014452900	3.004623812
	October	6.5112E-05	5.0995E-04	0.082726689	7.2204E-05	0.019896729	3.7619E-04	2.5000E-06	4.4948E-04	1.0663E-03	0.009044605	2.731713235
	November	8.5015E-05	5.1493E-04	0.151459518	8.8762E-05	0.044086467	4.1524E-04	2.4767E-06	4.7777E-04	1.1277E-03	0.012379634	3.034014415
	December	7.5654E-05	4.9034E-04	0.148743264	1.0011E-04	0.040128016	4.1401E-04	2.6157E-06	5.1064E-04	1.3934E-03	0.012856692	2.611905787

		Hardness (from Total)	Sulphate Dissolved	Nitrate (N)	Nitrite (N)	Ammonia (N)	Fluoride (F)	Cyanide Total	Cyanide Weak Acid Dissociable	Aluminum (Al) Total	Antimony (Sb) Total	Arsenic (As) Total
		mg/L	mg/L	mg/L	mg/L	mg/L	mg/L	mg/L	mg/L	mg/L	mg/L	mg/L
Year 7	January	104.4949775	21.0762540	0.15294909	0.001000000	0.012460362	0.048561339	6.0660E-04	6.9523E-04	0.013250155	1.3512E-05	1.9992E-04
	February	100.6066659	21.4165577	0.15521539	0.000991127	0.007825907	0.048177276	2.4778E-04	5.4146E-04	0.021643491	1.6051E-05	3.1456E-04
	March	111.1889146	24.0350357	0.14747304	0.000985746	0.035970829	0.046220493	2.4644E-04	4.3568E-04	0.012313939	1.7324E-05	2.0064E-04
	April	104.2886158	16.1468295	0.09573310	0.001142695	0.008015633	0.057854481	4.8667E-04	2.5044E-04	0.020926656	2.5958E-05	1.5404E-04
	May	59.3659265	9.0005045	0.04428392	0.001664624	0.007544183	0.040725757	5.5243E-04	4.7705E-04	0.347023097	3.0368E-05	3.8974E-04
	June	67.9214121	14.8005120	0.04316775	0.001047025	0.005997225	0.040909268	5.3647E-04	5.1055E-04	0.062892911	3.9444E-05	2.2405E-04
	July	79.7991082	17.4441154	0.02644005	0.001000000	0.011537456	0.043097279	4.4504E-04	5.1903E-04	0.032289886	3.6033E-05	2.4534E-04
	August	75.6089083	15.0890350	0.04405515	0.002289038	0.002872096	0.042618738	3.7648E-04	4.9759E-04	0.025851929	3.7143E-05	1.8380E-04
	September	80.8935695	18.0665602	0.06143886	0.001621854	0.005209347	0.046922741	5.9219E-04	5.4246E-04	0.026221675	2.5295E-05	1.5275E-04
	October	89.9981418	20.1906593	0.07286777	0.001000000	0.011708289	0.043624297	2.7223E-04	2.7529E-04	0.023880780	2.9135E-05	1.7740E-04
	November	94.0471238	21.8380067	0.08671641	0.001218530	0.003471608	0.047829560	4.9568E-04	2.4767E-04	0.029605264	3.6324E-05	2.2273E-04
	December	88.8001881	18.5631131	0.10499654	0.002929322	0.006603833	0.038767340	2.4411E-04	2.4411E-04	0.023931316	3.4112E-05	2.1303E-04
Year 8	January	104.4949775	21.0762540	0.15294909	0.001000000	0.012460362	0.048561339	6.0660E-04	6.9523E-04	0.013250155	1.3512E-05	1.9992E-04
	February	100.6066659	21.4165577	0.15521539	0.000991127	0.007825907	0.048177276	2.4778E-04	5.4146E-04	0.021643491	1.6051E-05	3.1456E-04
	March	111.1889146	24.0350357	0.14747304	0.000985746	0.035970829	0.046220493	2.4644E-04	4.3568E-04	0.012313939	1.7324E-05	2.0064E-04
	April	104.2886158	16.1468295	0.09573310	0.001142695	0.008015633	0.057854481	4.8667E-04	2.5044E-04	0.020926656	2.5958E-05	1.5404E-04
	May	59.3659265	9.0005045	0.04428392	0.001664624	0.007544183	0.040725757	5.5243E-04	4.7705E-04	0.347023097	3.0368E-05	3.8974E-04
	June	67.9214121	14.8005120	0.04316775	0.001047025	0.005997225	0.040909268	5.3647E-04	5.1055E-04	0.062892911	3.9444E-05	2.2405E-04
	July	79.7991082	17.4441154	0.02644005	0.001000000	0.011537456	0.043097279	4.4504E-04	5.1903E-04	0.032289886	3.6033E-05	2.4534E-04
	August	75.6089083	15.0890350	0.04405515	0.002289038	0.002872096	0.042618738	3.7648E-04	4.9759E-04	0.025851929	3.7143E-05	1.8380E-04
	September	80.8935695	18.0665602	0.06143886	0.001621854	0.005209347	0.046922741	5.9219E-04	5.4246E-04	0.026221675	2.5295E-05	1.5275E-04
	October	89.9981418	20.1906593	0.07286777	0.001000000	0.011708289	0.043624297	2.7223E-04	2.7529E-04	0.023880780	2.9135E-05	1.7740E-04
	November	94.0471238	21.8380067	0.08671641	0.001218530	0.003471608	0.047829560	4.9568E-04	2.4767E-04	0.029605264	3.6324E-05	2.2273E-04
	December	88.8001881	18.5631131	0.10499654	0.002929322	0.006603833	0.038767340	2.4411E-04	2.4411E-04	0.023931316	3.4112E-05	2.1303E-04
Year 9	January	104.4949775	21.0762540	0.15294909	0.001000000	0.012460362	0.048561339	6.0660E-04	6.9523E-04	0.013250155	1.3512E-05	1.9992E-04
	February	100.6066659	21.4165577	0.15521539	0.000991127	0.007825907	0.048177276	2.4778E-04	5.4146E-04	0.021643491	1.6051E-05	3.1456E-04
	March	111.1889146	24.0350357	0.14747304	0.000985746	0.035970829	0.046220493	2.4644E-04	4.3568E-04	0.012313939	1.7324E-05	2.0064E-04
	April	104.2886158	16.1468295	0.09573310	0.001142695	0.008015633	0.057854481	4.8667E-04	2.5044E-04	0.020926656	2.5958E-05	1.5404E-04
	May	59.3659265	9.0005045	0.04428392	0.001664624	0.007544183	0.040725757	5.5243E-04	4.7705E-04	0.347023097	3.0368E-05	3.8974E-04
	June	67.9214121	14.8005120	0.04316775	0.001047025	0.005997225	0.040909268	5.3647E-04	5.1055E-04	0.062892911	3.9444E-05	2.2405E-04
	July	79.7991082	17.4441154	0.02644005	0.001000000	0.011537456	0.043097279	4.4504E-04	5.1903E-04	0.032289886	3.6033E-05	2.4534E-04
	August	75.6089083	15.0890350	0.04405515	0.002289038	0.002872096	0.042618738	3.7648E-04	4.9759E-04	0.025851929	3.7143E-05	1.8380E-04
	September	80.8935695	18.0665602	0.06143886	0.001621854	0.005209347	0.046922741	5.9219E-04	5.4246E-04	0.026221675	2.5295E-05	1.5275E-04
	October	89.9981418	20.1906593	0.07286777	0.001000000	0.011708289	0.043624297	2.7223E-04	2.7529E-04	0.023880780	2.9135E-05	1.7740E-04
	November	94.0471238	21.8380067	0.08671641	0.001218530	0.003471608	0.047829560	4.9568E-04	2.4767E-04	0.029605264	3.6324E-05	2.2273E-04
	December	88.8001881	18.5631131	0.10499654	0.002929322	0.006603833	0.038767340	2.4411E-04	2.4411E-04	0.023931316	3.4112E-05	2.1303E-04
	January	104.4949775	21.0762540	0.15294909	0.001000000	0.012460362	0.048561339	6.0660E-04	6.9523E-04	0.013250155	1.3512E-05	1.9992E-04

		Cadmium (Cd) Total	Copper (Cu) Total	Iron (Fe) Total	Lead (Pb) Total	Manganese (Mn) Total	Nickel (Ni) Total	Silver (Ag) Total	Selenium (Se) Total	Uranium (U) Total	Zinc (Zn) Total	Dissolved Organic Carbon
		mg/L	mg/L	mg/L	mg/L	mg/L	mg/L	mg/L	mg/L	mg/L	mg/L	mg/L
Year 7	January	7.8065E-05	3.7423E-04	0.214544111	5.5117E-05	0.075304938	3.5932E-04	2.5000E-06	6.1390E-04	1.4060E-03	0.012459838	1.359637594
	February	8.9090E-05	4.8273E-03	0.372287181	1.8973E-04	0.100271698	4.0699E-04	2.4778E-06	6.2074E-04	1.3517E-03	0.015167467	0.247781752
	March	7.7781E-05	3.0518E-04	0.243007897	4.2190E-05	0.076004072	3.4519E-04	2.4644E-06	7.5175E-04	1.6671E-03	0.013242055	1.066079595
	April	3.2935E-05	5.7088E-04	0.160636595	2.0860E-04	0.044091175	5.0146E-04	4.7626E-06	3.9502E-04	2.1945E-03	0.006107820	3.178119417
	May	7.3609E-05	2.1071E-03	0.130638901	1.5510E-04	0.065046494	1.6693E-03	4.4006E-06	3.3072E-04	8.0443E-04	0.012983140	6.250167934
	June	5.7197E-05	8.2444E-04	0.181165365	2.0436E-04	0.017768095	4.8417E-04	5.0708E-06	2.2541E-04	5.4988E-04	0.011297700	2.605779087
	July	7.5101E-05	6.7390E-04	0.121111279	7.9432E-05	0.031675157	4.6545E-04	4.9284E-06	2.6005E-04	7.5464E-04	0.011772916	2.535496372
	August	7.7479E-05	8.6351E-04	0.086972243	1.1889E-04	0.019095766	5.3367E-04	4.9759E-06	1.8748E-04	6.3187E-04	0.010514137	3.276264160
	September	8.9979E-05	6.2052E-04	0.090433514	1.2936E-04	0.016735367	4.7914E-04	3.5105E-06	3.0294E-04	8.1582E-04	0.014452900	3.004623812
	October	6.5112E-05	5.0995E-04	0.082726689	7.2204E-05	0.019896729	3.7619E-04	2.5000E-06	4.4948E-04	1.0663E-03	0.009044605	2.731713235
	November	8.5015E-05	5.1493E-04	0.151459518	8.8762E-05	0.044086467	4.1524E-04	2.4767E-06	4.7777E-04	1.1277E-03	0.012379634	3.034014415
	December	7.5654E-05	4.9034E-04	0.148743264	1.0011E-04	0.040128016	4.1401E-04	2.6157E-06	5.1064E-04	1.3934E-03	0.012856692	2.611905787
Year 8	January	7.8065E-05	3.7423E-04	0.214544111	5.5117E-05	0.075304938	3.5932E-04	2.5000E-06	6.1390E-04	1.4060E-03	0.012459838	1.359637594
	February	8.9090E-05	4.8273E-03	0.372287181	1.8973E-04	0.100271698	4.0699E-04	2.4778E-06	6.2074E-04	1.3517E-03	0.015167467	0.247781752
	March	7.7781E-05	3.0518E-04	0.243007897	4.2190E-05	0.076004072	3.4519E-04	2.4644E-06	7.5175E-04	1.6671E-03	0.013242055	1.066079595
	April	3.2935E-05	5.7088E-04	0.160636595	2.0860E-04	0.044091175	5.0146E-04	4.7626E-06	3.9502E-04	2.1945E-03	0.006107820	3.178119417
	May	7.3609E-05	2.1071E-03	0.130638901	1.5510E-04	0.065046494	1.6693E-03	4.4006E-06	3.3072E-04	8.0443E-04	0.012983140	6.250167934
	June	5.7197E-05	8.2444E-04	0.181165365	2.0436E-04	0.017768095	4.8417E-04	5.0708E-06	2.2541E-04	5.4988E-04	0.011297700	2.605779087
	July	7.5101E-05	6.7390E-04	0.121111279	7.9432E-05	0.031675157	4.6545E-04	4.9284E-06	2.6005E-04	7.5464E-04	0.011772916	2.535496372
	August	7.7479E-05	8.6351E-04	0.086972243	1.1889E-04	0.019095766	5.3367E-04	4.9759E-06	1.8748E-04	6.3187E-04	0.010514137	3.276264160
	September	8.9979E-05	6.2052E-04	0.090433514	1.2936E-04	0.016735367	4.7914E-04	3.5105E-06	3.0294E-04	8.1582E-04	0.014452900	3.004623812
	October	6.5112E-05	5.0995E-04	0.082726689	7.2204E-05	0.019896729	3.7619E-04	2.5000E-06	4.4948E-04	1.0663E-03	0.009044605	2.731713235
	November	8.5015E-05	5.1493E-04	0.151459518	8.8762E-05	0.044086467	4.1524E-04	2.4767E-06	4.7777E-04	1.1277E-03	0.012379634	3.034014415
	December	7.5654E-05	4.9034E-04	0.148743264	1.0011E-04	0.040128016	4.1401E-04	2.6157E-06	5.1064E-04	1.3934E-03	0.012856692	2.611905787
Year 9	January	7.8065E-05	3.7423E-04	0.214544111	5.5117E-05	0.075304938	3.5932E-04	2.5000E-06	6.1390E-04	1.4060E-03	0.012459838	1.359637594
	February	8.9090E-05	4.8273E-03	0.372287181	1.8973E-04	0.100271698	4.0699E-04	2.4778E-06	6.2074E-04	1.3517E-03	0.015167467	0.247781752
	March	7.7781E-05	3.0518E-04	0.243007897	4.2190E-05	0.076004072	3.4519E-04	2.4644E-06	7.5175E-04	1.6671E-03	0.013242055	1.066079595
	April	3.2935E-05	5.7088E-04	0.160636595	2.0860E-04	0.044091175	5.0146E-04	4.7626E-06	3.9502E-04	2.1945E-03	0.006107820	3.178119417
	May	7.3609E-05	2.1071E-03	0.130638901	1.5510E-04	0.065046494	1.6693E-03	4.4006E-06	3.3072E-04	8.0443E-04	0.012983140	6.250167934
	June	5.7197E-05	8.2444E-04	0.181165365	2.0436E-04	0.017768095	4.8417E-04	5.0708E-06	2.2541E-04	0.000549882	0.011297700	2.605779087
	July	7.5101E-05	6.7390E-04	0.121111279	7.9432E-05	0.031675157	4.6545E-04	4.9284E-06	2.6005E-04	7.5464E-04	0.011772916	2.535496372
	August	7.7479E-05	8.6351E-04	0.086972243	1.1889E-04	0.019095766	5.3367E-04	4.9759E-06	1.8748E-04	6.3187E-04	0.010514137	3.276264160
	September	8.9979E-05	6.2052E-04	0.090433514	1.2936E-04	0.016735367	4.7914E-04	3.5105E-06	3.0294E-04	8.1582E-04	0.014452900	3.004623812
	October	6.5112E-05	5.0995E-04	0.082726689	7.2204E-05	0.019896729	3.7619E-04	2.5000E-06	4.4948E-04	1.0663E-03	0.009044605	2.731713235
	November	8.5015E-05	5.1493E-04	0.151459518	8.8762E-05	0.044086467	4.1524E-04	2.4767E-06	4.7777E-04	1.1277E-03	0.012379634	3.034014415
	December	7.5654E-05	4.9034E-04	0.148743264	1.0011E-04	0.040128016	4.1401E-04	2.6157E-06	5.1064E-04	1.3934E-03	0.012856692	2.611905787
January	7.8065E-05	3.7423E-04	0.214544111	5.5117E-05	0.075304938	3.5932E-04	2.5000E-06	6.1390E-04	1.4060E-03	0.012459838	1.359637594	

		Hardness (from Total)	Sulphate Dissolved	Nitrate (N)	Nitrite (N)	Ammonia (N)	Fluoride (F)	Cyanide Total	Cyanide Weak Acid Dissociable	Aluminum (Al) Total	Antimony (Sb) Total	Arsenic (As) Total
		mg/L	mg/L	mg/L	mg/L	mg/L	mg/L	mg/L	mg/L	mg/L	mg/L	mg/L
Year 10	February	100.6066659	21.4165577	0.15521539	0.000991127	0.007825907	0.048177276	2.4778E-04	5.4146E-04	0.021643491	1.6051E-05	3.1456E-04
	March	111.1889146	24.0350357	0.14747304	0.000985746	0.035970829	0.046220493	2.4644E-04	4.3568E-04	0.012313939	1.7324E-05	2.0064E-04
	April	104.2886158	16.1468295	0.09573310	0.001142695	0.008015633	0.057854481	4.8667E-04	2.5044E-04	0.020926656	2.5958E-05	1.5404E-04
	May	59.3659265	9.0005045	0.04428392	0.001664624	0.007544183	0.040725757	5.5243E-04	4.7705E-04	0.347023097	3.0368E-05	3.8974E-04
	June	67.9214121	14.8005120	0.04316775	0.001047025	0.005997225	0.040909268	5.3647E-04	5.1055E-04	0.062892911	3.9444E-05	2.2405E-04
	July	79.7991082	17.4441154	0.02644005	0.001000000	0.011537456	0.043097279	4.4504E-04	5.1903E-04	0.032289886	3.6033E-05	2.4534E-04
	August	75.6089083	15.0890350	0.04405515	0.002289038	0.002872096	0.042618738	3.7648E-04	4.9759E-04	0.025851929	3.7143E-05	1.8380E-04
	September	80.8935695	18.0665602	0.06143886	0.001621854	0.005209347	0.046922741	5.9219E-04	5.4246E-04	0.026221675	2.5295E-05	1.5275E-04
	October	89.9981418	20.1906593	0.07286777	0.001000000	0.011708289	0.043624297	2.7223E-04	2.7529E-04	0.023880780	2.9135E-05	1.7740E-04
	November	94.0471238	21.8380067	0.08671641	0.001218530	0.003471608	0.047829560	4.9568E-04	2.4767E-04	0.029605264	3.6324E-05	2.2273E-04
	December	88.8001881	18.5631131	0.10499654	0.002929322	0.006603833	0.038767340	2.4411E-04	2.4411E-04	0.023931316	3.4112E-05	2.1303E-04

		Cadmium (Cd) Total	Copper (Cu) Total	Iron (Fe) Total	Lead (Pb) Total	Manganese (Mn) Total	Nickel (Ni) Total	Silver (Ag) Total	Selenium (Se) Total	Uranium (U) Total	Zinc (Zn) Total	Dissolved Organic Carbon
		mg/L	mg/L	mg/L	mg/L	mg/L	mg/L	mg/L	mg/L	mg/L	mg/L	mg/L
Year 10	February	8.9090E-05	4.8273E-03	0.372287181	1.8973E-04	0.100271698	4.0699E-04	2.4778E-06	6.2074E-04	1.3517E-03	0.015167467	0.247781752
	March	7.7781E-05	3.0518E-04	0.243007897	4.2190E-05	0.076004072	3.4519E-04	2.4644E-06	7.5175E-04	1.6671E-03	0.013242055	1.066079595
	April	3.2935E-05	5.7088E-04	0.160636595	2.0860E-04	0.044091175	5.0146E-04	4.7626E-06	3.9502E-04	2.1945E-03	0.006107820	3.178119417
	May	7.3609E-05	2.1071E-03	0.130638901	1.5510E-04	0.065046494	1.6693E-03	4.4006E-06	3.3072E-04	8.0443E-04	0.012983140	6.250167934
	June	5.7197E-05	8.2444E-04	0.181165365	2.0436E-04	0.017768095	4.8417E-04	5.0708E-06	2.2541E-04	5.4988E-04	0.011297700	2.605779087
	July	7.5101E-05	6.7390E-04	0.121111279	7.9432E-05	0.031675157	4.6545E-04	4.9284E-06	2.6005E-04	7.5464E-04	0.011772916	2.535496372
	August	7.7479E-05	8.6351E-04	0.086972243	1.1889E-04	0.019095766	5.3367E-04	4.9759E-06	1.8748E-04	6.3187E-04	0.010514137	3.276264160
	September	8.9979E-05	6.2052E-04	0.090433514	1.2936E-04	0.016735367	4.7914E-04	3.5105E-06	3.0294E-04	8.1582E-04	0.014452900	3.004623812
	October	6.5112E-05	5.0995E-04	0.082726689	7.2204E-05	0.019896729	3.7619E-04	2.5000E-06	4.4948E-04	1.0663E-03	0.009044605	2.731713235
	November	8.5015E-05	5.1493E-04	0.151459518	8.8762E-05	0.044086467	4.1524E-04	2.4767E-06	4.7777E-04	1.1277E-03	0.012379634	3.034014415
	December	7.5654E-05	4.9034E-04	0.148743264	1.0011E-04	0.040128016	4.1401E-04	2.6157E-06	5.1064E-04	1.3934E-03	0.012856692	2.611905787

		Hardness (from Total)	Sulphate Dissolved	Nitrate (N)	Nitrite (N)	Ammonia (N)	Fluoride (F)	Cyanide Total	Cyanide Weak Acid Dissociable	Aluminum (Al) Total	Antimony (Sb) Total	Arsenic (As) Total
		mg/L	mg/L	mg/L	mg/L	mg/L	mg/L	mg/L	mg/L	mg/L	mg/L	mg/L
Year 11	January	88.8000000	13.8000000	0.15400000	0.001000000	0.009000000	0.045000000	6.3000E-04	7.2000E-04	0.014900000	1.0000E-05	1.8800E-04
	February	84.9000000	13.5000000	0.15900000	0.001000000	0.006600000	0.047000000	2.5000E-04	6.5000E-04	0.022800000	1.0000E-05	3.0700E-04
	March	91.8000000	14.6000000	0.15100000	0.001000000	0.051000000	0.045000000	2.5000E-04	5.4000E-04	0.013600000	1.0000E-05	1.9300E-04
	April	98.9000000	13.7000000	0.09350000	0.001000000	0.007400000	0.058000000	5.0000E-04	2.5000E-04	0.021000000	2.5000E-05	1.5100E-04
	May	47.7000000	5.0000000	0.03440000	0.001800000	0.006300000	0.038000000	5.3000E-04	5.0000E-04	0.440000000	2.5000E-05	4.0000E-04
	June	60.8000000	10.2000000	0.04000000	0.001000000	0.007300000	0.042000000	5.0000E-04	5.0000E-04	0.081000000	4.0000E-05	2.5200E-04
	July	70.8000000	11.6000000	0.01980000	0.001000000	0.010200000	0.043000000	5.0000E-04	5.5000E-04	0.036000000	3.1000E-05	2.6000E-04
	August	65.5000000	9.6000000	0.03780000	0.002500000	0.002500000	0.043000000	3.8000E-04	5.0000E-04	0.027100000	2.4000E-05	1.7000E-04
	September	66.2000000	10.1000000	0.04560000	0.001800000	0.004700000	0.045000000	6.1000E-04	5.5000E-04	0.030100000	2.4000E-05	1.5000E-04
	October	76.0000000	13.6000000	0.05810000	0.001000000	0.013400000	0.039000000	2.5000E-04	2.5000E-04	0.027300000	3.0000E-05	1.8500E-04
	November	83.4000000	16.0000000	0.07930000	0.001000000	0.002500000	0.044000000	5.7000E-04	2.5000E-04	0.034700000	3.6000E-05	2.1800E-04
	December	79.5000000	12.9000000	0.09780000	0.003000000	0.006700000	0.039000000	2.5000E-04	2.5000E-04	0.027300000	3.4000E-05	2.2900E-04
Year 12	January	88.8000000	13.8000000	0.15400000	0.001000000	0.009000000	0.045000000	6.3000E-04	7.2000E-04	0.014900000	1.0000E-05	1.8800E-04
	February	84.9000000	13.5000000	0.15900000	0.001000000	0.006600000	0.047000000	2.5000E-04	6.5000E-04	0.022800000	1.0000E-05	3.0700E-04
	March	91.8000000	14.6000000	0.15100000	0.001000000	0.051000000	0.045000000	2.5000E-04	5.4000E-04	0.013600000	1.0000E-05	1.9300E-04
	April	98.9000000	13.7000000	0.09350000	0.001000000	0.007400000	0.058000000	5.0000E-04	2.5000E-04	0.021000000	2.5000E-05	1.5100E-04
	May	47.7000000	5.0000000	0.03440000	0.001800000	0.006300000	0.038000000	5.3000E-04	5.0000E-04	0.440000000	2.5000E-05	4.0000E-04
	June	60.8000000	10.2000000	0.04000000	0.001000000	0.007300000	0.042000000	5.0000E-04	5.0000E-04	0.081000000	4.0000E-05	2.5200E-04
	July	70.8000000	11.6000000	0.01980000	0.001000000	0.010200000	0.043000000	5.0000E-04	5.5000E-04	0.036000000	3.1000E-05	2.6000E-04
	August	65.5000000	9.6000000	0.03780000	0.002500000	0.002500000	0.043000000	3.8000E-04	5.0000E-04	0.027100000	2.4000E-05	1.7000E-04
	September	66.2000000	10.1000000	0.04560000	0.001800000	0.004700000	0.045000000	6.1000E-04	5.5000E-04	0.030100000	2.4000E-05	1.5000E-04
	October	76.0000000	13.6000000	0.05810000	0.001000000	0.013400000	0.039000000	2.5000E-04	2.5000E-04	0.027300000	3.0000E-05	1.8500E-04
	November	83.4000000	16.0000000	0.07930000	0.001000000	0.002500000	0.044000000	5.7000E-04	2.5000E-04	0.034700000	3.6000E-05	2.1800E-04
	December	79.5000000	12.9000000	0.09780000	0.003000000	0.006700000	0.039000000	2.5000E-04	2.5000E-04	0.027300000	3.4000E-05	2.2900E-04
Year 13	January	88.8000000	13.8000000	0.15400000	0.001000000	0.009000000	0.045000000	6.3000E-04	7.2000E-04	0.014900000	1.0000E-05	1.8800E-04
	February	84.9000000	13.5000000	0.15900000	0.001000000	0.006600000	0.047000000	2.5000E-04	6.5000E-04	0.022800000	1.0000E-05	3.0700E-04
	March	91.8000000	14.6000000	0.15100000	0.001000000	0.051000000	0.045000000	2.5000E-04	5.4000E-04	0.013600000	1.0000E-05	1.9300E-04
	April	98.9000000	13.7000000	0.09350000	0.001000000	0.007400000	0.058000000	5.0000E-04	2.5000E-04	0.021000000	2.5000E-05	1.5100E-04
	May	47.7000000	5.0000000	0.03440000	0.001800000	0.006300000	0.038000000	5.3000E-04	5.0000E-04	0.440000000	2.5000E-05	4.0000E-04
	June	60.8000000	10.2000000	0.04000000	0.001000000	0.007300000	0.042000000	5.0000E-04	5.0000E-04	0.081000000	4.0000E-05	2.5200E-04
	July	70.8000000	11.6000000	0.01980000	0.001000000	0.010200000	0.043000000	5.0000E-04	5.5000E-04	0.036000000	3.1000E-05	2.6000E-04
	August	65.5000000	9.6000000	0.03780000	0.002500000	0.002500000	0.043000000	3.8000E-04	5.0000E-04	0.027100000	2.4000E-05	1.7000E-04
	September	66.2000000	10.1000000	0.04560000	0.001800000	0.004700000	0.045000000	6.1000E-04	5.5000E-04	0.030100000	2.4000E-05	1.5000E-04
	October	76.0000000	13.6000000	0.05810000	0.001000000	0.013400000	0.039000000	2.5000E-04	2.5000E-04	0.027300000	3.0000E-05	1.8500E-04
	November	83.4000000	16.0000000	0.07930000	0.001000000	0.002500000	0.044000000	5.7000E-04	2.5000E-04	0.034700000	3.6000E-05	2.1800E-04
	December	79.5000000	12.9000000	0.09780000	0.003000000	0.006700000	0.039000000	2.5000E-04	2.5000E-04	0.027300000	3.4000E-05	2.2900E-04
	January	88.8000000	13.8000000	0.15400000	0.001000000	0.009000000	0.045000000	6.3000E-04	7.2000E-04	0.014900000	1.0000E-05	1.8800E-04

		Cadmium (Cd) Total	Copper (Cu) Total	Iron (Fe) Total	Lead (Pb) Total	Manganese (Mn) Total	Nickel (Ni) Total	Silver (Ag) Total	Selenium (Se) Total	Uranium (U) Total	Zinc (Zn) Total	Dissolved Organic Carbon
		mg/L	mg/L	mg/L	mg/L	mg/L	mg/L	mg/L	mg/L	mg/L	mg/L	mg/L
Year 11	January	4.1000E-05	3.4700E-04	0.171000000	4.2000E-05	0.082400000	3.6200E-04	2.5000E-06	2.9700E-04	8.6100E-04	0.003880000	1.430000000
	February	4.3000E-05	6.3300E-03	0.357000000	1.0100E-04	0.115000000	4.0800E-04	2.5000E-06	3.0400E-04	7.3300E-04	0.005090000	0.250000000
	March	2.7000E-05	2.6900E-04	0.221000000	2.3000E-05	0.094500000	3.4500E-04	2.5000E-06	3.2800E-04	7.8300E-04	0.002550000	1.290000000
	April	2.1000E-05	5.6000E-04	0.150000000	1.9600E-04	0.045000000	5.0000E-04	5.0000E-06	2.3600E-04	2.0600E-03	0.003800000	3.340000000
	May	4.0000E-05	2.1000E-03	0.085000000	5.0000E-05	0.079000000	2.0000E-03	5.0000E-06	1.3300E-04	6.2300E-04	0.008000000	7.080000000
	June	2.0000E-05	8.4000E-04	0.206000000	2.0400E-04	0.020000000	5.1900E-04	6.0000E-06	1.3800E-04	4.3300E-04	0.005020000	3.130000000
	July	2.7500E-05	6.0000E-04	0.119000000	6.9800E-05	0.038200000	5.0000E-04	5.0000E-06	1.5200E-04	5.8600E-04	0.003800000	2.900000000
	August	3.0000E-05	8.5000E-04	0.085400000	1.0000E-04	0.021500000	5.0000E-04	5.0000E-06	1.1100E-04	4.7300E-04	0.004560000	3.670000000
	September	2.5000E-05	5.7200E-04	0.080200000	1.2200E-04	0.017400000	4.8100E-04	3.8000E-06	1.1200E-04	5.1700E-04	0.004180000	3.560000000
	October	2.6000E-05	4.8300E-04	0.077900000	4.7000E-05	0.023300000	3.9500E-04	2.5000E-06	1.9800E-04	6.7600E-04	0.003160000	3.160000000
	November	4.1000E-05	5.2100E-04	0.103000000	8.5000E-05	0.037600000	4.3000E-04	2.5000E-06	2.5100E-04	8.0400E-04	0.004210000	3.710000000
	December	3.4000E-05	5.0000E-04	0.132000000	5.2000E-05	0.045000000	3.9800E-04	2.5000E-06	2.9600E-04	1.0700E-03	0.003770000	3.090000000
Year 12	January	4.1000E-05	3.4700E-04	0.171000000	4.2000E-05	0.082400000	3.6200E-04	2.5000E-06	2.9700E-04	8.6100E-04	0.003880000	1.430000000
	February	4.3000E-05	6.3300E-03	0.357000000	1.0100E-04	0.115000000	4.0800E-04	2.5000E-06	3.0400E-04	7.3300E-04	0.005090000	0.250000000
	March	2.7000E-05	2.6900E-04	0.221000000	2.3000E-05	0.094500000	3.4500E-04	2.5000E-06	3.2800E-04	7.8300E-04	0.002550000	1.290000000
	April	2.1000E-05	5.6000E-04	0.150000000	1.9600E-04	0.045000000	5.0000E-04	5.0000E-06	2.3600E-04	2.0600E-03	0.003800000	3.340000000
	May	4.0000E-05	2.1000E-03	0.085000000	5.0000E-05	0.079000000	2.0000E-03	5.0000E-06	1.3300E-04	6.2300E-04	0.008000000	7.080000000
	June	2.0000E-05	8.4000E-04	0.206000000	2.0400E-04	0.020000000	5.1900E-04	6.0000E-06	1.3800E-04	4.3300E-04	0.005020000	3.130000000
	July	2.7500E-05	6.0000E-04	0.119000000	6.9800E-05	0.038200000	5.0000E-04	5.0000E-06	1.5200E-04	5.8600E-04	0.003800000	2.900000000
	August	3.0000E-05	8.5000E-04	0.085400000	1.0000E-04	0.021500000	5.0000E-04	5.0000E-06	1.1100E-04	4.7300E-04	0.004560000	3.670000000
	September	2.5000E-05	5.7200E-04	0.080200000	1.2200E-04	0.017400000	4.8100E-04	3.8000E-06	1.1200E-04	5.1700E-04	0.004180000	3.560000000
	October	2.6000E-05	4.8300E-04	0.077900000	4.7000E-05	0.023300000	3.9500E-04	2.5000E-06	1.9800E-04	6.7600E-04	0.003160000	3.160000000
	November	4.1000E-05	5.2100E-04	0.103000000	8.5000E-05	0.037600000	4.3000E-04	2.5000E-06	2.5100E-04	8.0400E-04	0.004210000	3.710000000
	December	3.4000E-05	5.0000E-04	0.132000000	5.2000E-05	0.045000000	3.9800E-04	2.5000E-06	2.9600E-04	1.0700E-03	0.003770000	3.090000000
Year 13	January	4.1000E-05	3.4700E-04	0.171000000	4.2000E-05	0.082400000	3.6200E-04	2.5000E-06	2.9700E-04	8.6100E-04	0.003880000	1.430000000
	February	4.3000E-05	6.3300E-03	0.357000000	1.0100E-04	0.115000000	4.0800E-04	2.5000E-06	3.0400E-04	7.3300E-04	0.005090000	0.250000000
	March	2.7000E-05	2.6900E-04	0.221000000	2.3000E-05	0.094500000	3.4500E-04	2.5000E-06	3.2800E-04	7.8300E-04	0.002550000	1.290000000
	April	2.1000E-05	5.6000E-04	0.150000000	1.9600E-04	0.045000000	5.0000E-04	5.0000E-06	2.3600E-04	2.0600E-03	0.003800000	3.340000000
	May	4.0000E-05	2.1000E-03	0.085000000	5.0000E-05	0.079000000	2.0000E-03	5.0000E-06	1.3300E-04	6.2300E-04	0.008000000	7.080000000
	June	2.0000E-05	8.4000E-04	0.206000000	2.0400E-04	0.020000000	5.1900E-04	6.0000E-06	1.3800E-04	4.3300E-04	0.005020000	3.130000000
	July	2.7500E-05	6.0000E-04	0.119000000	6.9800E-05	0.038200000	5.0000E-04	5.0000E-06	1.5200E-04	5.8600E-04	0.003800000	2.900000000
	August	3.0000E-05	8.5000E-04	0.085400000	1.0000E-04	0.021500000	5.0000E-04	5.0000E-06	1.1100E-04	4.7300E-04	0.004560000	3.670000000
	September	2.5000E-05	5.7200E-04	0.080200000	1.2200E-04	0.017400000	4.8100E-04	3.8000E-06	1.1200E-04	5.1700E-04	0.004180000	3.560000000
	October	2.6000E-05	4.8300E-04	0.077900000	4.7000E-05	0.023300000	3.9500E-04	2.5000E-06	1.9800E-04	6.7600E-04	0.003160000	3.160000000
	November	4.1000E-05	5.2100E-04	0.103000000	8.5000E-05	0.037600000	4.3000E-04	2.5000E-06	2.5100E-04	8.0400E-04	0.004210000	3.710000000
	December	3.4000E-05	5.0000E-04	0.132000000	5.2000E-05	0.045000000	3.9800E-04	2.5000E-06	2.9600E-04	1.0700E-03	0.003770000	3.090000000
	January	4.1000E-05	3.4700E-04	0.171000000	4.2000E-05	0.082400000	3.6200E-04	2.5000E-06	2.9700E-04	8.6100E-04	0.003880000	1.430000000

		Hardness (from Total)	Sulphate Dissolved	Nitrate (N)	Nitrite (N)	Ammonia (N)	Fluoride (F)	Cyanide Total	Cyanide Weak Acid Dissociable	Aluminum (Al) Total	Antimony (Sb) Total	Arsenic (As) Total
		mg/L	mg/L	mg/L	mg/L	mg/L	mg/L	mg/L	mg/L	mg/L	mg/L	mg/L
Year 14	February	84.9000000	13.5000000	0.15900000	0.001000000	0.006600000	0.047000000	2.5000E-04	6.5000E-04	0.022800000	1.0000E-05	3.0700E-04
	March	91.8000000	14.6000000	0.15100000	0.001000000	0.051000000	0.045000000	2.5000E-04	5.4000E-04	0.013600000	1.0000E-05	1.9300E-04
	April	98.9000000	13.7000000	0.09350000	0.001000000	0.007400000	0.058000000	5.0000E-04	2.5000E-04	0.021000000	2.5000E-05	1.5100E-04
	May	47.7000000	5.0000000	0.03440000	0.001800000	0.006300000	0.038000000	5.3000E-04	5.0000E-04	0.440000000	2.5000E-05	4.0000E-04
	June	60.8000000	10.2000000	0.04000000	0.001000000	0.007300000	0.042000000	5.0000E-04	5.0000E-04	0.081000000	4.0000E-05	2.5200E-04
	July	70.8000000	11.6000000	0.01980000	0.001000000	0.010200000	0.043000000	5.0000E-04	5.5000E-04	0.036000000	3.1000E-05	2.6000E-04
	August	65.5000000	9.6000000	0.03780000	0.002500000	0.002500000	0.043000000	3.8000E-04	5.0000E-04	0.027100000	2.4000E-05	1.7000E-04
	September	66.2000000	10.1000000	0.04560000	0.001800000	0.004700000	0.045000000	6.1000E-04	5.5000E-04	0.030100000	2.4000E-05	1.5000E-04
	October	76.0000000	13.6000000	0.05810000	0.001000000	0.013400000	0.039000000	2.5000E-04	2.5000E-04	0.027300000	3.0000E-05	1.8500E-04
	November	83.4000000	16.0000000	0.07930000	0.001000000	0.002500000	0.044000000	5.7000E-04	2.5000E-04	0.034700000	3.6000E-05	2.1800E-04
	December	79.5000000	12.9000000	0.09780000	0.003000000	0.006700000	0.039000000	2.5000E-04	2.5000E-04	0.027300000	3.4000E-05	2.2900E-04

		Cadmium (Cd) Total	Copper (Cu) Total	Iron (Fe) Total	Lead (Pb) Total	Manganese (Mn) Total	Nickel (Ni) Total	Silver (Ag) Total	Selenium (Se) Total	Uranium (U) Total	Zinc (Zn) Total	Dissolved Organic Carbon
		mg/L	mg/L	mg/L	mg/L	mg/L	mg/L	mg/L	mg/L	mg/L	mg/L	mg/L
Year 14	February	4.3000E-05	6.3300E-03	0.357000000	1.0100E-04	0.115000000	4.0800E-04	2.5000E-06	3.0400E-04	7.3300E-04	0.005090000	0.250000000
	March	2.7000E-05	2.6900E-04	0.221000000	2.3000E-05	0.094500000	3.4500E-04	2.5000E-06	3.2800E-04	7.8300E-04	0.002550000	1.290000000
	April	2.1000E-05	5.6000E-04	0.150000000	1.9600E-04	0.045000000	5.0000E-04	5.0000E-06	2.3600E-04	2.0600E-03	0.003800000	3.340000000
	May	4.0000E-05	2.1000E-03	0.085000000	5.0000E-05	0.079000000	2.0000E-03	5.0000E-06	1.3300E-04	6.2300E-04	0.008000000	7.080000000
	June	2.0000E-05	8.4000E-04	0.206000000	2.0400E-04	0.020000000	5.1900E-04	6.0000E-06	1.3800E-04	4.3300E-04	0.005020000	3.130000000
	July	2.7500E-05	6.0000E-04	0.119000000	6.9800E-05	0.038200000	5.0000E-04	5.0000E-06	1.5200E-04	5.8600E-04	0.003800000	2.900000000
	August	3.0000E-05	8.5000E-04	0.085400000	1.0000E-04	0.021500000	5.0000E-04	5.0000E-06	1.1100E-04	4.7300E-04	0.004560000	3.670000000
	September	2.5000E-05	5.7200E-04	0.080200000	1.2200E-04	0.017400000	4.8100E-04	3.8000E-06	1.1200E-04	5.1700E-04	0.004180000	3.560000000
	October	2.6000E-05	4.8300E-04	0.077900000	4.7000E-05	0.023300000	3.9500E-04	2.5000E-06	1.9800E-04	6.7600E-04	0.003160000	3.160000000
	November	4.1000E-05	5.2100E-04	0.103000000	8.5000E-05	0.037600000	4.3000E-04	2.5000E-06	2.5100E-04	8.0400E-04	0.004210000	3.710000000
	December	3.4000E-05	5.0000E-04	0.132000000	5.2000E-05	0.045000000	3.9800E-04	2.5000E-06	2.9600E-04	1.0700E-03	0.003770000	3.090000000