

Your P.O. #: 215955  
 Your Project #: MINTO ENV.MONITORING  
 Site Location: YUKON  
 Your C.O.C. #: 2015-05-19A

**Attention:MINTO DISTRIBUTION LIST**

MINTO EXPLORATIONS LTD.  
 Yukon/Whitehorse  
 2 - 25 Pilgrim Way  
 Whitehorse, YT  
 CANADA Y1A 6E6

**Report Date: 2015/05/29**  
 Report #: R1966991  
 Version: 1 - Final

**CERTIFICATE OF ANALYSIS**

**MAXXAM JOB #: B541513**

**Received: 2015/05/20, 14:30**

Sample Matrix: Water  
 # Samples Received: 15

Analyses	Quantity	Date		Laboratory Method	Analytical Method
		Extracted	Analyzed		
Alkalinity - Water	13	2015/05/21	2015/05/22	BBY6SOP-00026	SM 22 2320 B m
Alkalinity - Water	1	2015/05/27	2015/05/27	BBY6SOP-00026	SM 22 2320 B m
Alkalinity - Water	1	2015/05/28	2015/05/28	BBY6SOP-00026	SM 22 2320 B m
Chloride by Automated Colourimetry	14	N/A	2015/05/21	BBY6SOP-00011	SM 22 4500-Cl- G m
Chloride by Automated Colourimetry	1	N/A	2015/05/27	BBY6SOP-00011	SM 22 4500-Cl- G m
Conductance - water	15	N/A	2015/05/22	BBY6SOP-00026	SM 22 2510 B m
Fluoride	15	N/A	2015/05/21	BBY6SOP-00048	SM 22 4500-F C m
Hardness (calculated as CaCO3)	13	N/A	2015/05/26	BBY7SOP-00002	EPA 6020a R1 m
Hardness (calculated as CaCO3)	1	N/A	2015/05/27	BBY7SOP-00002	EPA 6020a R1 m
Hardness (calculated as CaCO3)	1	N/A	2015/05/28	BBY7SOP-00002	EPA 6020a R1 m
Mercury (Dissolved) by CVAf	7	N/A	2015/05/25	BBY7SOP-00015	BCMOE BCLM Oct2013 m
Mercury (Dissolved) by CVAf	8	N/A	2015/05/26	BBY7SOP-00015	BCMOE BCLM Oct2013 m
Na, K, Ca, Mg, S by CRC ICPMS (diss.)	14	N/A	2015/05/26	BBY7SOP-00002	EPA 6020A R1 m
Na, K, Ca, Mg, S by CRC ICPMS (diss.)	1	N/A	2015/05/27	BBY7SOP-00002	EPA 6020A R1 m
Elements by CRC ICPMS (dissolved)	15	N/A	2015/05/26	BBY7SOP-00002	EPA 6020A R1 m
Ammonia-N (Preserved)	15	N/A	2015/05/22	BBY6SOP-00009	SM 22 4500-NH3- G m
Nitrate + Nitrite (N)	15	N/A	2015/05/21	BBY6SOP-00010	SM 22 4500-NO3- I m
Nitrite (N) by CFA	15	N/A	2015/05/21	BBY6SOP-00010	SM 22 4500-NO3- I m
Nitrogen - Nitrate (as N)	15	N/A	2015/05/21	BBY6SOP-00010	SM 22 4500-NO3 I m
Filter and HNO3 Preserve for Metals	15	N/A	2015/05/22	BBY7 WI-00004	BCMOE Reqs 08/14
pH Water (1)	15	N/A	2015/05/22	BBY6SOP-00026	SM 22 4500-H+ B m
Sulphate by Automated Colourimetry	13	N/A	2015/05/21	BBY6SOP-00017	SM 22 4500-SO42- E m
Sulphate by Automated Colourimetry	1	N/A	2015/05/22	BBY6SOP-00017	SM 22 4500-SO42- E m
Sulphate by Automated Colourimetry	1	N/A	2015/05/28	BBY6SOP-00017	SM 22 4500-SO42- E m
Total Dissolved Solids (Filt. Residue)	15	2015/05/21	2015/05/22	BBY6SOP-00033	SM 22 2540 C m

Reference Method suffix "m" indicates test methods incorporate validated modifications from specific reference methods to improve performance.

\* RPDs calculated using raw data. The rounding of final results may result in the apparent difference.

(1) The BC-MOE and APHA Standard Method require pH to be analysed within 15 minutes of sampling and therefore field analysis is required for compliance. All Laboratory pH analyses in this report are reported past the BC-MOE/APHA Standard Method holding time.

Your P.O. #: 215955  
Your Project #: MINTO ENV.MONITORING  
Site Location: YUKON  
Your C.O.C. #: 2015-05-19A

**Attention:MINTO DISTRIBUTION LIST**

MINTO EXPLORATIONS LTD.  
Yukon/Whitehorse  
2 - 25 Pilgrim Way  
Whitehorse, YT  
CANADA Y1A 6E6

**Report Date: 2015/05/29**  
Report #: R1966991  
Version: 1 - Final

**CERTIFICATE OF ANALYSIS**

**MAXXAM JOB #: B541513**  
**Received: 2015/05/20, 14:30**

Encryption Key

Please direct all questions regarding this Certificate of Analysis to your Project Manager.

Ken Pomeroy, Project Manager

Email: KPomeroy@maxxam.ca

Phone# (604)638-5020

=====  
This report has been generated and distributed using a secure automated process.

Maxxam has procedures in place to guard against improper use of the electronic signature and have the required "signatories", as per section 5.10.2 of ISO/IEC 17025:2005(E), signing the reports. For Service Group specific validation please refer to the Validation Signature Page.

Maxxam Job #: B541513  
Report Date: 2015/05/29

MINTO EXPLORATIONS LTD.  
Client Project #: MINTO ENV.MONITORING  
Site Location: YUKON  
Your P.O. #: 215955  
Sampler Initials: SR

**RESULTS OF CHEMICAL ANALYSES OF WATER**

Maxxam ID		MG8633		MG8634			MG8635		
Sampling Date		2015/05/15 14:05		2015/05/15 14:25			2015/05/15 14:50		
COC Number		2015-05-19A		2015-05-19A			2015-05-19A		
	Units	SS34	QC Batch	SS35	RDL	QC Batch	SS32	RDL	QC Batch
<b>ANIONS</b>									
Nitrite (N)	mg/L	<0.0050 (1)	7908662	0.0083 (1)	0.0050	7908662	<0.0050 (1)	0.0050	7908666
<b>Calculated Parameters</b>									
Filter and HNO3 Preservation	N/A	FIELD	ONSITE	FIELD	N/A	ONSITE	FIELD	N/A	ONSITE
Nitrate (N)	mg/L	9.20	7906493	10.1	0.20	7906493	0.287	0.020	7906493
<b>Misc. Inorganics</b>									
Fluoride (F)	mg/L	0.420	7908772	0.490	0.010	7908772	0.310	0.010	7908772
Alkalinity (Total as CaCO3)	mg/L	302	7908297	283	0.50	7908292	91.2	0.50	7908297
Alkalinity (PP as CaCO3)	mg/L	1.82	7908297	<0.50	0.50	7908292	<0.50	0.50	7908297
Bicarbonate (HCO3)	mg/L	364	7908297	345	0.50	7908292	111	0.50	7908297
Carbonate (CO3)	mg/L	2.18	7908297	<0.50	0.50	7908292	<0.50	0.50	7908297
Hydroxide (OH)	mg/L	<0.50	7908297	<0.50	0.50	7908292	<0.50	0.50	7908297
<b>Anions</b>									
Dissolved Sulphate (SO4)	mg/L	114	7909044	119	0.50	7909037	6.34	0.50	7909044
Dissolved Chloride (Cl)	mg/L	24	7909040	23	0.50	7909034	0.69	0.50	7909040
<b>Nutrients</b>									
Total Ammonia (N)	mg/L	0.029	7910343	0.027	0.0050	7910245	0.012	0.0050	7910343
Nitrate plus Nitrite (N)	mg/L	9.20 (1)	7908660	10.1 (1)	0.20	7908660	0.287 (1)	0.020	7908663
<b>Physical Properties</b>									
Conductivity	uS/cm	904	7908299	896	1.0	7908294	198	1.0	7908299
pH	pH	8.31	7908301	8.21	N/A	7908295	7.92	N/A	7908301
<b>Physical Properties</b>									
Total Dissolved Solids	mg/L	590	7907933	600	10	7907951	136	10	7907951
RDL = Reportable Detection Limit N/A = Not Applicable (1) Sample arrived to laboratory past recommended hold time.									

Maxxam Job #: B541513  
Report Date: 2015/05/29

MINTO EXPLORATIONS LTD.  
Client Project #: MINTO ENV.MONITORING  
Site Location: YUKON  
Your P.O. #: 215955  
Sampler Initials: SR

**RESULTS OF CHEMICAL ANALYSES OF WATER**

Maxxam ID		MG8636			MG8637			MG8638		
Sampling Date		2015/05/15 15:20			2015/05/15 16:10			2015/05/15 16:35		
COC Number		2015-05-19A			2015-05-19A			2015-05-19A		
	Units	SS19	RDL	QC Batch	SS18	RDL	QC Batch	SS9	RDL	QC Batch
<b>ANIONS</b>										
Nitrite (N)	mg/L	<0.050 (1)	0.050	7908662	<0.050 (1)	0.050	7908662	<0.050 (1)	0.050	7908662
<b>Calculated Parameters</b>										
Filter and HNO3 Preservation	N/A	FIELD	N/A	ONSITE	FIELD	N/A	ONSITE	FIELD	N/A	ONSITE
Nitrate (N)	mg/L	<0.20	0.20	7906493	<0.20	0.20	7906493	1.11	0.20	7906493
<b>Misc. Inorganics</b>										
Fluoride (F)	mg/L	0.190	0.010	7908772	0.490	0.010	7908772	0.360	0.010	7908772
Alkalinity (Total as CaCO3)	mg/L	137	0.50	7908297	293	0.50	7916036	167	0.50	7908297
Alkalinity (PP as CaCO3)	mg/L	<0.50	0.50	7908297	<0.50	0.50	7916036	<0.50	0.50	7908297
Bicarbonate (HCO3)	mg/L	168	0.50	7908297	358	0.50	7916036	204	0.50	7908297
Carbonate (CO3)	mg/L	<0.50	0.50	7908297	<0.50	0.50	7916036	<0.50	0.50	7908297
Hydroxide (OH)	mg/L	<0.50	0.50	7908297	<0.50	0.50	7916036	<0.50	0.50	7908297
<b>Anions</b>										
Dissolved Sulphate (SO4)	mg/L	9.23	0.50	7909044	292	5.0	7916105	75.7	0.50	7909044
Dissolved Chloride (Cl)	mg/L	2.9	0.50	7909040	7.1	0.50	7909034	2.8	0.50	7909040
<b>Nutrients</b>										
Total Ammonia (N)	mg/L	0.032	0.0050	7910343	0.061	0.0050	7910343	0.031	0.0050	7910343
Nitrate plus Nitrite (N)	mg/L	<0.20 (1)	0.20	7908660	<0.20 (1)	0.20	7908660	1.11 (1)	0.20	7908660
<b>Physical Properties</b>										
Conductivity	uS/cm	298	1.0	7908299	1070	1.0	7908294	500	1.0	7908299
pH	pH	7.99	N/A	7908301	8.02	N/A	7908295	8.00	N/A	7908301
<b>Physical Properties</b>										
Total Dissolved Solids	mg/L	212	10	7907951	806	10	7907951	358	10	7907951
RDL = Reportable Detection Limit N/A = Not Applicable (1) RDL raised due to sample matrix interference. Sample arrived to laboratory past recommended hold time.										

Maxxam Job #: B541513  
Report Date: 2015/05/29

MINTO EXPLORATIONS LTD.  
Client Project #: MINTO ENV.MONITORING  
Site Location: YUKON  
Your P.O. #: 215955  
Sampler Initials: SR

**RESULTS OF CHEMICAL ANALYSES OF WATER**

Maxxam ID		MG8639			MG8640			MG8641		
Sampling Date		2015/05/15 16:55			2015/05/15 17:10			2015/05/16 13:25		
COC Number		2015-05-19A			2015-05-19A			2015-05-19A		
	Units	SS36	RDL	QC Batch	SS37	RDL	QC Batch	SS7	RDL	QC Batch

**ANIONS**

Nitrite (N)	mg/L	<0.050 (1)	0.050	7908666	<0.050 (1)	0.050	7908662	0.980 (2)	0.025	7908666
-------------	------	------------	-------	---------	------------	-------	---------	-----------	-------	---------

**Calculated Parameters**

Filter and HNO3 Preservation	N/A	FIELD	N/A	ONSITE	FIELD	N/A	ONSITE	FIELD	N/A	ONSITE
Nitrate (N)	mg/L	<0.20	0.20	7906493	<0.20	0.20	7906493	97.4	2.0	7906493

**Misc. Inorganics**

Fluoride (F)	mg/L	0.100	0.010	7908772	0.120	0.010	7908772	0.560	0.010	7908772
Alkalinity (Total as CaCO3)	mg/L	11.0	0.50	7914676	32.9	0.50	7908292	195	0.50	7908297
Alkalinity (PP as CaCO3)	mg/L	<0.50	0.50	7914676	<0.50	0.50	7908292	<0.50	0.50	7908297
Bicarbonate (HCO3)	mg/L	13.5	0.50	7914676	40.2	0.50	7908292	238	0.50	7908297
Carbonate (CO3)	mg/L	<0.50	0.50	7914676	<0.50	0.50	7908292	<0.50	0.50	7908297
Hydroxide (OH)	mg/L	<0.50	0.50	7914676	<0.50	0.50	7908292	<0.50	0.50	7908297

**Anions**

Dissolved Sulphate (SO4)	mg/L	11.4	0.50	7909044	<5.0 (3)	5.0	7911459	369	5.0	7909044
Dissolved Chloride (Cl)	mg/L	2.6	0.50	7909040	4.1	0.50	7914792	12	0.50	7909040

**Nutrients**

Total Ammonia (N)	mg/L	0.12 (3)	0.050	7910339	0.12 (3)	0.050	7910245	0.13	0.0050	7910343
Nitrate plus Nitrite (N)	mg/L	<0.20 (1)	0.20	7908663	<0.20 (1)	0.20	7908660	98.4 (2)	2.0	7908663

**Physical Properties**

Conductivity	uS/cm	101	1.0	7908299	113	1.0	7908294	1770	1.0	7908299
pH	pH	6.34	N/A	7908301	7.20	N/A	7908295	8.07	N/A	7908301

**Physical Properties**

Total Dissolved Solids	mg/L	82	10	7907951	96	10	7907951	1520	10	7907951
------------------------	------	----	----	---------	----	----	---------	------	----	---------

RDL = Reportable Detection Limit

N/A = Not Applicable

(1) RDL raised due to sample matrix interference. Sample arrived to laboratory past recommended hold time.

(2) Sample arrived to laboratory past recommended hold time.

(3) RDL raised due to sample matrix interference.

Maxxam Job #: B541513  
Report Date: 2015/05/29

MINTO EXPLORATIONS LTD.  
Client Project #: MINTO ENV.MONITORING  
Site Location: YUKON  
Your P.O. #: 215955  
Sampler Initials: SR

**RESULTS OF CHEMICAL ANALYSES OF WATER**

<b>Maxxam ID</b>		MG8642		MG8643			MG8644		MG8645		
<b>Sampling Date</b>		2015/05/16 13:45		2015/05/16 13:50			2015/05/16 14:05		2015/05/16 14:50		
<b>COC Number</b>		2015-05-19A		2015-05-19A			2015-05-19A		2015-05-19A		
	<b>Units</b>	<b>SS6</b>	<b>QC Batch</b>	<b>SS33</b>	<b>RDL</b>	<b>QC Batch</b>	<b>SS38</b>	<b>RDL</b>	<b>SS39</b>	<b>RDL</b>	<b>QC Batch</b>

<b>ANIONS</b>											
Nitrite (N)	mg/L	0.174 (1)	7908666	0.122 (1)	0.0050	7908662	0.148 (1)	0.0050	0.0112 (1)	0.0050	7908666
<b>Calculated Parameters</b>											
Filter and HNO3 Preservation	N/A	FIELD	ONSITE	FIELD	N/A	ONSITE	FIELD	N/A	FIELD	N/A	ONSITE
Nitrate (N)	mg/L	82.2	7906493	46.6	2.0	7906493	24.0	1.0	15.9	0.20	7906493
<b>Misc. Inorganics</b>											
Fluoride (F)	mg/L	0.460	7908772	0.410	0.010	7908772	0.690	0.010	0.270	0.010	7908772
Alkalinity (Total as CaCO3)	mg/L	205	7908297	195	0.50	7908297	102	0.50	238	0.50	7908297
Alkalinity (PP as CaCO3)	mg/L	<0.50	7908297	<0.50	0.50	7908297	<0.50	0.50	<0.50	0.50	7908297
Bicarbonate (HCO3)	mg/L	250	7908297	238	0.50	7908297	124	0.50	291	0.50	7908297
Carbonate (CO3)	mg/L	<0.50	7908297	<0.50	0.50	7908297	<0.50	0.50	<0.50	0.50	7908297
Hydroxide (OH)	mg/L	<0.50	7908297	<0.50	0.50	7908297	<0.50	0.50	<0.50	0.50	7908297
<b>Anions</b>											
Dissolved Sulphate (SO4)	mg/L	360	7909044	230	5.0	7909044	268	5.0	82.7	0.50	7909044
Dissolved Chloride (Cl)	mg/L	12	7909040	7.2	0.50	7909040	40	0.50	2.9	0.50	7909040
<b>Nutrients</b>											
Total Ammonia (N)	mg/L	0.11	7910343	0.12	0.0050	7910343	0.025	0.0050	0.032	0.0050	7910343
Nitrate plus Nitrite (N)	mg/L	82.3 (1)	7908663	46.7 (1)	2.0	7908660	24.1 (1)	1.0	16.0 (1)	0.20	7908663
<b>Physical Properties</b>											
Conductivity	uS/cm	1660	7908299	1130	1.0	7908299	1030	1.0	732	1.0	7908299
pH	pH	8.16	7908301	8.20	N/A	7908301	7.99	N/A	8.16	N/A	7908301
<b>Physical Properties</b>											
Total Dissolved Solids	mg/L	1400	7907951	850	10	7907951	770	10	488	10	7907951
RDL = Reportable Detection Limit N/A = Not Applicable (1) Sample arrived to laboratory past recommended hold time.											

Maxxam Job #: B541513  
Report Date: 2015/05/29

MINTO EXPLORATIONS LTD.  
Client Project #: MINTO ENV.MONITORING  
Site Location: YUKON  
Your P.O. #: 215955  
Sampler Initials: SR

**RESULTS OF CHEMICAL ANALYSES OF WATER**

Maxxam ID		MG8646		MG8647		
Sampling Date		2015/05/16 16:00		2015/05/16 16:10		
COC Number		2015-05-19A		2015-05-19A		
	Units	SS1	RDL	SS40	RDL	QC Batch
<b>ANIONS</b>						
Nitrite (N)	mg/L	0.0444 (1)	0.0050	0.222 (1)	0.0050	7908666
<b>Calculated Parameters</b>						
Filter and HNO3 Preservation	N/A	FIELD	N/A	FIELD	N/A	ONSITE
Nitrate (N)	mg/L	0.237	0.020	18.3	0.40	7906493
<b>Misc. Inorganics</b>						
Fluoride (F)	mg/L	0.330	0.010	0.300	0.010	7908772
Alkalinity (Total as CaCO3)	mg/L	216	0.50	190	0.50	7908297
Alkalinity (PP as CaCO3)	mg/L	<0.50	0.50	<0.50	0.50	7908297
Bicarbonate (HCO3)	mg/L	263	0.50	232	0.50	7908297
Carbonate (CO3)	mg/L	<0.50	0.50	<0.50	0.50	7908297
Hydroxide (OH)	mg/L	<0.50	0.50	<0.50	0.50	7908297
<b>Anions</b>						
Dissolved Sulphate (SO4)	mg/L	131	0.50	166	0.50	7909044
Dissolved Chloride (Cl)	mg/L	5.4	0.50	5.1	0.50	7909040
<b>Nutrients</b>						
Total Ammonia (N)	mg/L	0.41	0.0050	0.088	0.0050	7910343
Nitrate plus Nitrite (N)	mg/L	0.281 (1)	0.020	18.5 (1)	0.40	7908663
<b>Physical Properties</b>						
Conductivity	uS/cm	689	1.0	837	1.0	7908299
pH	pH	8.02	N/A	8.07	N/A	7908301
<b>Physical Properties</b>						
Total Dissolved Solids	mg/L	478	10	592	10	7907951
RDL = Reportable Detection Limit N/A = Not Applicable (1) Sample arrived to laboratory past recommended hold time.						

Maxxam Job #: B541513  
Report Date: 2015/05/29

MINTO EXPLORATIONS LTD.  
Client Project #: MINTO ENV.MONITORING  
Site Location: YUKON  
Your P.O. #: 215955  
Sampler Initials: SR

**CCME DISSOLVED METALS IN WATER (WATER)**

Maxxam ID		MG8633	MG8634	MG8635	MG8636		MG8637		
Sampling Date		2015/05/15 14:05	2015/05/15 14:25	2015/05/15 14:50	2015/05/15 15:20		2015/05/15 16:10		
COC Number		2015-05-19A	2015-05-19A	2015-05-19A	2015-05-19A		2015-05-19A		
	Units	SS34	SS35	SS32	SS19	QC Batch	SS18	RDL	QC Batch
<b>Misc. Inorganics</b>									
Dissolved Hardness (CaCO3)	mg/L	468	515	98.5	164	7907508	704	0.50	7913581
<b>Elements</b>									
Dissolved Mercury (Hg)	ug/L	<0.010	<0.010	<0.010	<0.010	7911834	<0.010	0.010	7911834
<b>Dissolved Metals by ICPMS</b>									
Dissolved Aluminum (Al)	ug/L	11.2	7.1	<3.0	13.3	7909427	18.1	3.0	7909427
Dissolved Antimony (Sb)	ug/L	<0.50	<0.50	<0.50	<0.50	7909427	<0.50	0.50	7909427
Dissolved Arsenic (As)	ug/L	0.34	0.32	0.13	0.36	7909427	1.21	0.10	7909427
Dissolved Barium (Ba)	ug/L	128	89.1	16.8	31.1	7909427	93.3	1.0	7909427
Dissolved Beryllium (Be)	ug/L	<0.10	<0.10	<0.10	<0.10	7909427	<0.10	0.10	7909427
Dissolved Bismuth (Bi)	ug/L	<1.0	<1.0	<1.0	<1.0	7909427	<1.0	1.0	7909427
Dissolved Boron (B)	ug/L	<50	<50	<50	<50	7909427	<50	50	7909427
Dissolved Cadmium (Cd)	ug/L	0.032	0.017	<0.010	<0.010	7909427	0.050	0.010	7909427
Dissolved Chromium (Cr)	ug/L	<1.0	<1.0	<1.0	<1.0	7909427	<1.0	1.0	7909427
Dissolved Cobalt (Co)	ug/L	<0.50	<0.50	<0.50	<0.50	7909427	0.75	0.50	7909427
Dissolved Copper (Cu)	ug/L	61.1	51.1	0.82	56.1	7909427	97.7	0.20	7909427
Dissolved Iron (Fe)	ug/L	84.4	33.7	<5.0	63.4	7909427	398	5.0	7909427
Dissolved Lead (Pb)	ug/L	<0.20	<0.20	<0.20	<0.20	7909427	<0.20	0.20	7909427
Dissolved Lithium (Li)	ug/L	<5.0	<5.0	<5.0	<5.0	7909427	8.6	5.0	7909427
Dissolved Manganese (Mn)	ug/L	200	132	<1.0	62.9	7909427	1050	1.0	7909427
Dissolved Molybdenum (Mo)	ug/L	7.7	9.2	3.6	2.8	7909427	9.9	1.0	7909427
Dissolved Nickel (Ni)	ug/L	<1.0	<1.0	<1.0	<1.0	7909427	1.9	1.0	7909427
Dissolved Phosphorus (P)	ug/L	13	16	<10	11	7909427	126	10	7909427
Dissolved Selenium (Se)	ug/L	3.98	4.83	0.11	0.45	7909427	6.29	0.10	7909427
Dissolved Silicon (Si)	ug/L	8310	8830	6690	5820	7909427	6490	100	7909427
Dissolved Silver (Ag)	ug/L	<0.020	<0.020	<0.020	<0.020	7909427	<0.020	0.020	7909427
Dissolved Strontium (Sr)	ug/L	1420	1570	159	302	7909427	4120	1.0	7909427
Dissolved Thallium (Tl)	ug/L	<0.050	<0.050	<0.050	<0.050	7909427	<0.050	0.050	7909427
Dissolved Tin (Sn)	ug/L	<5.0	<5.0	<5.0	<5.0	7909427	<5.0	5.0	7909427
Dissolved Titanium (Ti)	ug/L	<5.0	<5.0	<5.0	<5.0	7909427	<5.0	5.0	7909427
Dissolved Uranium (U)	ug/L	4.03	5.00	0.41	0.60	7909427	2.72	0.10	7909427
Dissolved Vanadium (V)	ug/L	<5.0	<5.0	<5.0	<5.0	7909427	<5.0	5.0	7909427
Dissolved Zinc (Zn)	ug/L	<5.0	<5.0	<5.0	<5.0	7909427	<5.0	5.0	7909427
Dissolved Zirconium (Zr)	ug/L	<0.50	<0.50	<0.50	<0.50	7909427	<0.50	0.50	7909427
Dissolved Calcium (Ca)	mg/L	127	139	31.2	49.7	7906524	177	0.050	7912753
RDL = Reportable Detection Limit									



Maxxam Job #: B541513  
Report Date: 2015/05/29

MINTO EXPLORATIONS LTD.  
Client Project #: MINTO ENV.MONITORING  
Site Location: YUKON  
Your P.O. #: 215955  
Sampler Initials: SR

**CCME DISSOLVED METALS IN WATER (WATER)**

Maxxam ID		MG8633	MG8634	MG8635	MG8636		MG8637		
Sampling Date		2015/05/15 14:05	2015/05/15 14:25	2015/05/15 14:50	2015/05/15 15:20		2015/05/15 16:10		
COC Number		2015-05-19A	2015-05-19A	2015-05-19A	2015-05-19A		2015-05-19A		
	Units	SS34	SS35	SS32	SS19	QC Batch	SS18	RDL	QC Batch
Dissolved Magnesium (Mg)	mg/L	36.8	40.4	4.98	9.79	7906524	63.4	0.050	7912753
Dissolved Potassium (K)	mg/L	4.85	5.57	1.23	2.05	7906524	26.3	0.050	7912753
Dissolved Sodium (Na)	mg/L	19.7	20.7	3.49	5.21	7906524	71.0	0.050	7912753
Dissolved Sulphur (S)	mg/L	42.0	42.2	<3.0	3.5	7906524	154	3.0	7912753
RDL = Reportable Detection Limit									

Maxxam Job #: B541513  
Report Date: 2015/05/29

MINTO EXPLORATIONS LTD.  
Client Project #: MINTO ENV.MONITORING  
Site Location: YUKON  
Your P.O. #: 215955  
Sampler Initials: SR

**CCME DISSOLVED METALS IN WATER (WATER)**

Maxxam ID		MG8638		MG8639		MG8640		MG8641		
Sampling Date		2015/05/15 16:35		2015/05/15 16:55		2015/05/15 17:10		2015/05/16 13:25		
COC Number		2015-05-19A		2015-05-19A		2015-05-19A		2015-05-19A		
	Units	SS9	QC Batch	SS36	QC Batch	SS37	QC Batch	SS7	RDL	QC Batch

Misc. Inorganics										
Dissolved Hardness (CaCO3)	mg/L	199	7907508	43.9	7915241	63.8	7907508	912	0.50	7907508
Elements										
Dissolved Mercury (Hg)	ug/L	<0.010	7911834	<0.010	7911834	<0.010	7912186	<0.010	0.010	7912186
Dissolved Metals by ICPMS										
Dissolved Aluminum (Al)	ug/L	12.0	7909427	292	7915909	726	7909427	11.3	3.0	7909427
Dissolved Antimony (Sb)	ug/L	<0.50	7909427	<0.50	7909427	<0.50	7909427	<0.50	0.50	7909427
Dissolved Arsenic (As)	ug/L	0.82	7909427	0.59	7909427	1.90	7909427	0.52	0.10	7909427
Dissolved Barium (Ba)	ug/L	74.0	7909427	39.9	7909427	74.3	7909427	72.1	1.0	7909427
Dissolved Beryllium (Be)	ug/L	<0.10	7909427	<0.10	7909427	<0.10	7909427	<0.10	0.10	7909427
Dissolved Bismuth (Bi)	ug/L	<1.0	7909427	<1.0	7909427	<1.0	7909427	<1.0	1.0	7909427
Dissolved Boron (B)	ug/L	<50	7909427	<50	7909427	<50	7909427	81	50	7909427
Dissolved Cadmium (Cd)	ug/L	0.025	7909427	0.084	7909427	0.197	7909427	0.027	0.010	7909427
Dissolved Chromium (Cr)	ug/L	<1.0	7909427	<1.0	7909427	2.4	7909427	<1.0	1.0	7909427
Dissolved Cobalt (Co)	ug/L	<0.50	7909427	<0.50	7909427	1.24	7909427	1.48	0.50	7909427
Dissolved Copper (Cu)	ug/L	30.5	7909427	126	7909427	227	7909427	70.2	0.20	7909427
Dissolved Iron (Fe)	ug/L	30.3	7909427	404	7909427	753	7909427	13.2	5.0	7909427
Dissolved Lead (Pb)	ug/L	<0.20	7909427	<0.20	7909427	<0.20	7909427	<0.20	0.20	7909427
Dissolved Lithium (Li)	ug/L	<5.0	7909427	<5.0	7909427	<5.0	7909427	10.9	5.0	7909427
Dissolved Manganese (Mn)	ug/L	4.4	7909427	58.2	7909427	187	7909427	885	1.0	7909427
Dissolved Molybdenum (Mo)	ug/L	<1.0	7909427	<1.0	7909427	<1.0	7909427	14.3	1.0	7909427
Dissolved Nickel (Ni)	ug/L	<1.0	7909427	1.7	7909427	4.6	7909427	<1.0	1.0	7909427
Dissolved Phosphorus (P)	ug/L	32	7909427	37	7909427	82	7909427	14	10	7909427
Dissolved Selenium (Se)	ug/L	3.26	7909427	0.24	7909427	0.60	7909427	69.1	0.10	7909427
Dissolved Silicon (Si)	ug/L	6120	7909427	4840	7909427	7860	7909427	8050	100	7909427
Dissolved Silver (Ag)	ug/L	<0.020	7909427	0.039	7909427	0.081	7909427	<0.020	0.020	7909427
Dissolved Strontium (Sr)	ug/L	1380	7909427	60.7	7909427	89.3	7909427	3990	1.0	7909427
Dissolved Thallium (Tl)	ug/L	<0.050	7909427	<0.050	7909427	<0.050	7909427	<0.050	0.050	7909427
Dissolved Tin (Sn)	ug/L	<5.0	7909427	<5.0	7909427	<5.0	7909427	<5.0	5.0	7909427
Dissolved Titanium (Ti)	ug/L	<5.0	7909427	<5.0	7909427	11.9	7909427	<5.0	5.0	7909427
Dissolved Uranium (U)	ug/L	<0.10	7909427	<0.10	7909427	0.26	7909427	9.60	0.10	7909427
Dissolved Vanadium (V)	ug/L	<5.0	7909427	<5.0	7909427	<5.0	7909427	<5.0	5.0	7909427
Dissolved Zinc (Zn)	ug/L	<5.0	7909427	8.7	7909427	12.6	7909427	<5.0	5.0	7909427
Dissolved Zirconium (Zr)	ug/L	<0.50	7909427	<0.50	7909427	1.93	7909427	<0.50	0.50	7909427
Dissolved Calcium (Ca)	mg/L	55.4	7906524	11.7	7915358	19.6	7906524	261	0.050	7906524

RDL = Reportable Detection Limit

Maxxam Job #: B541513  
Report Date: 2015/05/29

MINTO EXPLORATIONS LTD.  
Client Project #: MINTO ENV.MONITORING  
Site Location: YUKON  
Your P.O. #: 215955  
Sampler Initials: SR

**CCME DISSOLVED METALS IN WATER (WATER)**

Maxxam ID		MG8638		MG8639		MG8640		MG8641		
Sampling Date		2015/05/15 16:35		2015/05/15 16:55		2015/05/15 17:10		2015/05/16 13:25		
COC Number		2015-05-19A		2015-05-19A		2015-05-19A		2015-05-19A		
	Units	SS9	QC Batch	SS36	QC Batch	SS37	QC Batch	SS7	RDL	QC Batch
Dissolved Magnesium (Mg)	mg/L	14.7	7906524	3.59	7906524	3.62	7906524	62.8	0.050	7906524
Dissolved Potassium (K)	mg/L	4.98	7906524	0.691	7906524	4.38	7915358	10.4	0.050	7906524
Dissolved Sodium (Na)	mg/L	32.8	7906524	6.25	7906524	2.50	7915358	46.4	0.050	7906524
Dissolved Sulphur (S)	mg/L	26.6	7906524	7.5	7906524	4.4	7915358	135	3.0	7906524
RDL = Reportable Detection Limit										

Maxxam Job #: B541513  
Report Date: 2015/05/29

MINTO EXPLORATIONS LTD.  
Client Project #: MINTO ENV.MONITORING  
Site Location: YUKON  
Your P.O. #: 215955  
Sampler Initials: SR

**CCME DISSOLVED METALS IN WATER (WATER)**

Maxxam ID		MG8642	MG8643	MG8644	MG8645	MG8646		MG8647		
Sampling Date		2015/05/16 13:45	2015/05/16 13:50	2015/05/16 14:05	2015/05/16 14:50	2015/05/16 16:00		2015/05/16 16:10		
COC Number		2015-05-19A	2015-05-19A	2015-05-19A	2015-05-19A	2015-05-19A		2015-05-19A		
	Units	SS6	SS33	SS38	SS39	SS1	RDL	SS40	RDL	QC Batch
<b>Misc. Inorganics</b>										
Dissolved Hardness (CaCO3)	mg/L	828	589	486	382	367	0.50	476	0.50	7907508
<b>Elements</b>										
Dissolved Mercury (Hg)	ug/L	<0.010	<0.010	<0.010	<0.010	<0.010	0.010	<0.010	0.010	7912186
<b>Dissolved Metals by ICPMS</b>										
Dissolved Aluminum (Al)	ug/L	8.4	4.0	6.7	10.6	29.9	3.0	54.7	6.0	7909427
Dissolved Antimony (Sb)	ug/L	<0.50	<0.50	<0.50	<0.50	<0.50	0.50	<1.0	1.0	7909427
Dissolved Arsenic (As)	ug/L	0.46	0.36	0.27	0.36	1.06	0.10	0.59	0.20	7909427
Dissolved Barium (Ba)	ug/L	62.1	82.8	38.8	177	125	1.0	87.9	2.0	7909427
Dissolved Beryllium (Be)	ug/L	<0.10	<0.10	<0.10	<0.10	<0.10	0.10	<0.20	0.20	7909427
Dissolved Bismuth (Bi)	ug/L	<1.0	<1.0	<1.0	<1.0	<1.0	1.0	<2.0	2.0	7909427
Dissolved Boron (B)	ug/L	75	53	<50	<50	<50	50	<100	100	7909427
Dissolved Cadmium (Cd)	ug/L	0.070	0.148	0.094	0.043	0.031	0.010	<0.020	0.020	7909427
Dissolved Chromium (Cr)	ug/L	<1.0	<1.0	<1.0	<1.0	<1.0	1.0	<2.0	2.0	7909427
Dissolved Cobalt (Co)	ug/L	0.63	<0.50	<0.50	<0.50	0.86	0.50	<1.0	1.0	7909427
Dissolved Copper (Cu)	ug/L	138	212	39.5	65.1	41.3	0.20	19.0	0.40	7909427
Dissolved Iron (Fe)	ug/L	12.3	5.7	7.0	93.9	126	5.0	112	10	7909427
Dissolved Lead (Pb)	ug/L	<0.20	<0.20	<0.20	<0.20	<0.20	0.20	<0.40	0.40	7909427
Dissolved Lithium (Li)	ug/L	9.4	<5.0	5.2	<5.0	<5.0	5.0	<10	10	7909427
Dissolved Manganese (Mn)	ug/L	423	413	78.1	154	1030	1.0	118	2.0	7909427
Dissolved Molybdenum (Mo)	ug/L	10.6	10.1	6.9	3.4	2.2	1.0	5.7	2.0	7909427
Dissolved Nickel (Ni)	ug/L	<1.0	<1.0	<1.0	<1.0	1.1	1.0	<2.0	2.0	7909427
Dissolved Phosphorus (P)	ug/L	14	11	<10	11	120	10	52	20	7909427
Dissolved Selenium (Se)	ug/L	57.3	40.1	8.89	5.04	0.76	0.10	4.73	0.20	7909427
Dissolved Silicon (Si)	ug/L	8230	5180	4110	6640	5630	100	6350	200	7909427
Dissolved Silver (Ag)	ug/L	<0.020	<0.020	<0.020 (1)	<0.020	<0.020	0.020	<0.040	0.040	7909427
Dissolved Strontium (Sr)	ug/L	3210	3320	1470	1330	1530	1.0	1580	2.0	7909427
Dissolved Thallium (Tl)	ug/L	<0.050	<0.050	<0.050	<0.050	<0.050	0.050	<0.10	0.10	7909427
Dissolved Tin (Sn)	ug/L	<5.0	<5.0	<5.0	<5.0	<5.0	5.0	<10	10	7909427
Dissolved Titanium (Ti)	ug/L	<5.0	<5.0	<5.0	<5.0	<5.0	5.0	<10	10	7909427
Dissolved Uranium (U)	ug/L	23.4	6.13	2.60	2.05	0.59	0.10	1.92	0.20	7909427
Dissolved Vanadium (V)	ug/L	<5.0	<5.0	<5.0	<5.0	<5.0	5.0	<10	10	7909427
Dissolved Zinc (Zn)	ug/L	<5.0	15.5	<5.0	<5.0	<5.0	5.0	<10	10	7909427
Dissolved Zirconium (Zr)	ug/L	<0.50	<0.50	<0.50	<0.50	<0.50	0.50	<1.0	1.0	7909427

RDL = Reportable Detection Limit

(1) Matrix Spike outside acceptance criteria (10% of analytes failure allowed).

Maxxam Job #: B541513  
Report Date: 2015/05/29

MINTO EXPLORATIONS LTD.  
Client Project #: MINTO ENV.MONITORING  
Site Location: YUKON  
Your P.O. #: 215955  
Sampler Initials: SR

**CCME DISSOLVED METALS IN WATER (WATER)**

Maxxam ID		MG8642	MG8643	MG8644	MG8645	MG8646		MG8647		
Sampling Date		2015/05/16 13:45	2015/05/16 13:50	2015/05/16 14:05	2015/05/16 14:50	2015/05/16 16:00		2015/05/16 16:10		
COC Number		2015-05-19A	2015-05-19A	2015-05-19A	2015-05-19A	2015-05-19A		2015-05-19A		
	Units	SS6	SS33	SS38	SS39	SS1	RDL	SS40	RDL	QC Batch
Dissolved Calcium (Ca)	mg/L	242	169	138	109	97.6	0.050	126	0.10	7906524
Dissolved Magnesium (Mg)	mg/L	54.6	40.8	34.5	26.5	29.9	0.050	39.2	0.10	7906524
Dissolved Potassium (K)	mg/L	10.1	5.32	6.65	3.82	10.3	0.050	8.97	0.10	7906524
Dissolved Sodium (Na)	mg/L	44.4	25.2	18.8	12.7	19.0	0.050	22.1	0.10	7906524
Dissolved Sulphur (S)	mg/L	122	75.4	90.7	30.5	51.3	3.0	1800	6.0	7906524
RDL = Reportable Detection Limit										

Maxxam Job #: B541513  
Report Date: 2015/05/29

MINTO EXPLORATIONS LTD.  
Client Project #: MINTO ENV.MONITORING  
Site Location: YUKON  
Your P.O. #: 215955  
Sampler Initials: SR

### GENERAL COMMENTS

Effective October 1, 2013, the BC MOE SAMPLE PRESERVATION & HOLDING TIME REQUIREMENTS states that Mercury in water requires a glass or PTFE container with Hydrochloric Acid (HCl) preservation. Sample containers and preservation received were not in compliance. Maxxam added HCl to stabilize Mercury in these samples prior to analysis.

#### CCME DISSOLVED METALS IN WATER (WATER) Comments

Sample MG8647-02 Elements by CRC ICPMS (dissolved): RDL raised due to sample matrix interference sample dilution required.

Sample MG8639, Elements by CRC ICPMS (dissolved): Test repeated.

Sample MG8639, Na, K, Ca, Mg, S by CRC ICPMS (diss.): Test repeated.

Sample MG8640, Na, K, Ca, Mg, S by CRC ICPMS (diss.): Test repeated.

**Results relate only to the items tested.**

Maxxam Job #: B541513  
Report Date: 2015/05/29

**QUALITY ASSURANCE REPORT**

MINTO EXPLORATIONS LTD.  
Client Project #: MINTO ENV.MONITORING  
Site Location: YUKON  
Your P.O. #: 215955  
Sampler Initials: SR

QC Batch	Parameter	Date	Matrix Spike		Spiked Blank		Method Blank		RPD	
			% Recovery	QC Limits	% Recovery	QC Limits	Value	Units	Value (%)	QC Limits
7907933	Total Dissolved Solids	2015/05/22	101	80 - 120	96	80 - 120	<10	mg/L	10	20
7907951	Total Dissolved Solids	2015/05/22	102	80 - 120	98	80 - 120	<10	mg/L	1.9	20
7908292	Alkalinity (PP as CaCO3)	2015/05/22					<0.50	mg/L	NC	20
7908292	Alkalinity (Total as CaCO3)	2015/05/22	NC	80 - 120	91	80 - 120	<0.50	mg/L	NC	20
7908292	Bicarbonate (HCO3)	2015/05/22					<0.50	mg/L	NC	20
7908292	Carbonate (CO3)	2015/05/22					<0.50	mg/L	NC	20
7908292	Hydroxide (OH)	2015/05/22					<0.50	mg/L	NC	20
7908294	Conductivity	2015/05/22			100	80 - 120	1.0, RDL=1.0	uS/cm	NC	20
7908295	pH	2015/05/22			102	97 - 103	5.56	pH	3.3	N/A
7908297	Alkalinity (PP as CaCO3)	2015/05/22					<0.50	mg/L	NC	20
7908297	Alkalinity (Total as CaCO3)	2015/05/22	NC	80 - 120	95	80 - 120	<0.50	mg/L	1.6	20
7908297	Bicarbonate (HCO3)	2015/05/22					<0.50	mg/L	1.7	20
7908297	Carbonate (CO3)	2015/05/22					<0.50	mg/L	NC	20
7908297	Hydroxide (OH)	2015/05/22					<0.50	mg/L	NC	20
7908299	Conductivity	2015/05/22			100	80 - 120	1.0, RDL=1.0	uS/cm	0.49	20
7908301	pH	2015/05/22			102	97 - 103			0.25	N/A
7908660	Nitrate plus Nitrite (N)	2015/05/21	NC	80 - 120	104	80 - 120	<0.020	mg/L	0.48	25
7908662	Nitrite (N)	2015/05/21	102	80 - 120	98	80 - 120	<0.0050	mg/L	NC	20
7908663	Nitrate plus Nitrite (N)	2015/05/21	NC	80 - 120	103	80 - 120	<0.020	mg/L	1.1	25
7908666	Nitrite (N)	2015/05/21	NC	80 - 120	101	80 - 120	<0.0050	mg/L	0	20
7908772	Fluoride (F)	2015/05/21	NC	80 - 120	106	80 - 120	<0.010	mg/L	0	20
7909034	Dissolved Chloride (Cl)	2015/05/21	106	80 - 120	98	80 - 120	<0.50	mg/L	NC	20
7909037	Dissolved Sulphate (SO4)	2015/05/21			94	80 - 120	0.51, RDL=0.50	mg/L		
7909040	Dissolved Chloride (Cl)	2015/05/21	NC	80 - 120	90	80 - 120	<0.50	mg/L	0.85	20
7909044	Dissolved Sulphate (SO4)	2015/05/21	NC	80 - 120	93	80 - 120	0.57, RDL=0.50	mg/L	2.0	20
7909427	Dissolved Aluminum (Al)	2015/05/26	109	80 - 120	103	80 - 120	<3.0	ug/L	NC	20
7909427	Dissolved Antimony (Sb)	2015/05/26	107	80 - 120	105	80 - 120	<0.50	ug/L	NC	20
7909427	Dissolved Arsenic (As)	2015/05/26	98	80 - 120	104	80 - 120	<0.10	ug/L	NC	20
7909427	Dissolved Barium (Ba)	2015/05/26	NC	80 - 120	104	80 - 120	<1.0	ug/L	2.5	20
7909427	Dissolved Beryllium (Be)	2015/05/26	105	80 - 120	104	80 - 120	<0.10	ug/L	NC	20

Maxxam Job #: B541513  
Report Date: 2015/05/29

**QUALITY ASSURANCE REPORT(CONT'D)**

MINTO EXPLORATIONS LTD.  
Client Project #: MINTO ENV.MONITORING  
Site Location: YUKON  
Your P.O. #: 215955  
Sampler Initials: SR

QC Batch	Parameter	Date	Matrix Spike		Spiked Blank		Method Blank		RPD	
			% Recovery	QC Limits	% Recovery	QC Limits	Value	Units	Value (%)	QC Limits
7909427	Dissolved Bismuth (Bi)	2015/05/26	94	80 - 120	99	80 - 120	<1.0	ug/L	NC	20
7909427	Dissolved Boron (B)	2015/05/26					<50	ug/L	NC	20
7909427	Dissolved Cadmium (Cd)	2015/05/26	102	80 - 120	100	80 - 120	<0.010	ug/L	1.9	20
7909427	Dissolved Chromium (Cr)	2015/05/26	96	80 - 120	98	80 - 120	<1.0	ug/L	NC	20
7909427	Dissolved Cobalt (Co)	2015/05/26	97	80 - 120	100	80 - 120	<0.50	ug/L	NC	20
7909427	Dissolved Copper (Cu)	2015/05/26	NC	80 - 120	101	80 - 120	<0.20	ug/L	2.0	20
7909427	Dissolved Iron (Fe)	2015/05/26	104	80 - 120	105	80 - 120	<5.0	ug/L	NC	20
7909427	Dissolved Lead (Pb)	2015/05/26	105	80 - 120	101	80 - 120	<0.20	ug/L	NC	20
7909427	Dissolved Lithium (Li)	2015/05/26	NC	80 - 120	102	80 - 120	<5.0	ug/L	NC	20
7909427	Dissolved Manganese (Mn)	2015/05/26	NC	80 - 120	99	80 - 120	<1.0	ug/L	3.5	20
7909427	Dissolved Molybdenum (Mo)	2015/05/26	NC	80 - 120	102	80 - 120	<1.0	ug/L	1.8	20
7909427	Dissolved Nickel (Ni)	2015/05/26	98	80 - 120	99	80 - 120	<1.0	ug/L	NC	20
7909427	Dissolved Phosphorus (P)	2015/05/26					<10	ug/L	NC	20
7909427	Dissolved Selenium (Se)	2015/05/26	NC	80 - 120	106	80 - 120	<0.10	ug/L	1.2	20
7909427	Dissolved Silicon (Si)	2015/05/26					<100	ug/L	0.53	20
7909427	Dissolved Silver (Ag)	2015/05/26	79 (1)	80 - 120	93	80 - 120	<0.020	ug/L	NC	20
7909427	Dissolved Strontium (Sr)	2015/05/26	NC	80 - 120	99	80 - 120	<1.0	ug/L	0.34	20
7909427	Dissolved Thallium (Tl)	2015/05/26	88	80 - 120	91	80 - 120	<0.050	ug/L	NC	20
7909427	Dissolved Tin (Sn)	2015/05/26	107	80 - 120	102	80 - 120	<5.0	ug/L	NC	20
7909427	Dissolved Titanium (Ti)	2015/05/26	93	80 - 120	105	80 - 120	<5.0	ug/L	NC	20
7909427	Dissolved Uranium (U)	2015/05/26	102	80 - 120	98	80 - 120	<0.10	ug/L	0.54	20
7909427	Dissolved Vanadium (V)	2015/05/26	102	80 - 120	101	80 - 120	<5.0	ug/L	NC	20
7909427	Dissolved Zinc (Zn)	2015/05/26	92	80 - 120	101	80 - 120	<5.0	ug/L	NC	20
7909427	Dissolved Zirconium (Zr)	2015/05/26					<0.50	ug/L	NC	20
7910245	Total Ammonia (N)	2015/05/22	105	80 - 120	95	80 - 120	<0.0050	mg/L	NC	20
7910339	Total Ammonia (N)	2015/05/22	NC	80 - 120	99	80 - 120	<0.0050	mg/L	12	20
7910343	Total Ammonia (N)	2015/05/22			98	80 - 120	0.0067, RDL=0.0050	mg/L		
7911459	Dissolved Sulphate (SO4)	2015/05/22	105	80 - 120	92	80 - 120	<0.50	mg/L	NC	20
7911834	Dissolved Mercury (Hg)	2015/05/25	98	80 - 120	99	80 - 120	<0.010	ug/L	NC	20



Maxxam Job #: B541513  
Report Date: 2015/05/29

**QUALITY ASSURANCE REPORT(CONT'D)**

MINTO EXPLORATIONS LTD.  
Client Project #: MINTO ENV.MONITORING  
Site Location: YUKON  
Your P.O. #: 215955  
Sampler Initials: SR

QC Batch	Parameter	Date	Matrix Spike		Spiked Blank		Method Blank		RPD	
			% Recovery	QC Limits	% Recovery	QC Limits	Value	Units	Value (%)	QC Limits
7912186	Dissolved Mercury (Hg)	2015/05/26	91	80 - 120	108	80 - 120	<0.010	ug/L	NC	20
7914676	Alkalinity (PP as CaCO3)	2015/05/27					<0.50	mg/L		
7914676	Alkalinity (Total as CaCO3)	2015/05/27			90	80 - 120	<0.50	mg/L		
7914676	Bicarbonate (HCO3)	2015/05/27					<0.50	mg/L		
7914676	Carbonate (CO3)	2015/05/27					<0.50	mg/L		
7914676	Hydroxide (OH)	2015/05/27					<0.50	mg/L		
7914792	Dissolved Chloride (Cl)	2015/05/27			105	80 - 120	<0.50	mg/L		
7915909	Dissolved Aluminum (Al)	2015/05/28			103	80 - 120	<3.0	ug/L		
7916036	Alkalinity (PP as CaCO3)	2015/05/28					<0.50	mg/L		
7916036	Alkalinity (Total as CaCO3)	2015/05/28			95	80 - 120	<0.50	mg/L		
7916036	Bicarbonate (HCO3)	2015/05/28					<0.50	mg/L		
7916036	Carbonate (CO3)	2015/05/28					<0.50	mg/L		
7916036	Hydroxide (OH)	2015/05/28					<0.50	mg/L		
7916105	Dissolved Sulphate (SO4)	2015/05/28			98	80 - 120	<0.50	mg/L		

N/A = Not Applicable

Duplicate: Paired analysis of a separate portion of the same sample. Used to evaluate the variance in the measurement.

Matrix Spike: A sample to which a known amount of the analyte of interest has been added. Used to evaluate sample matrix interference.

Spiked Blank: A blank matrix sample to which a known amount of the analyte, usually from a second source, has been added. Used to evaluate method accuracy.

Method Blank: A blank matrix containing all reagents used in the analytical procedure. Used to identify laboratory contamination.

NC (Matrix Spike): The recovery in the matrix spike was not calculated. The relative difference between the concentration in the parent sample and the spiked amount was too small to permit a reliable recovery calculation (matrix spike concentration was less than 2x that of the native sample concentration).

NC (Duplicate RPD): The duplicate RPD was not calculated. The concentration in the sample and/or duplicate was too low to permit a reliable RPD calculation (one or both samples < 5x RDL).


(1) Recovery or RPD for this parameter is outside control limits. The overall quality control for this analysis meets acceptability criteria.

Maxxam Job #: B541513  
Report Date: 2015/05/29

MINTO EXPLORATIONS LTD.  
Client Project #: MINTO ENV.MONITORING  
Site Location: YUKON  
Your P.O. #: 215955  
Sampler Initials: SR

### VALIDATION SIGNATURE PAGE

The analytical data and all QC contained in this report were reviewed and validated by the following individual(s).



Andy Lu, Data Validation Coordinator

---

Maxxam has procedures in place to guard against improper use of the electronic signature and have the required "signatories", as per section 5.10.2 of ISO/IEC 17025:2005(E), signing the reports. For Service Group specific validation please refer to the Validation Signature Page.



[Click here to get the COC number](#)

Maxxam Job #: \_\_\_\_\_ COC #: **2015-05-19 A** Page: **1** of **1**

Invoice To: Require Report? Yes  No

Report To:

Company Name: Minto Explorations Ltd  
 Contact Name: Elvina Wong  
 Address: Suite 900 - 999 West Hastings St  
Vancouver, B.C. PC: V6C 2W2  
 Phone / Fax#: Ph: 604-684-8894 Fax: 604-688-2120  
 E-mail: \_\_\_\_\_

Company Name: Minto Explorations Ltd  
 Contact Name: Minto Environment  
 Address: Suite 900-999 West Hastings St  
Vancouver, B.C. PC: V6C 2W2  
 Phone / Fax#: Ph: 604-684-8894 Fax: 604-688-2120  
 E-mail: minto\_environment@mintomine.com

PO #: 215955  
 Quotation #:  
 Project #:  
 Proj. Name: Minto Env. Monitoring  
 Location: Yukon  
 Sampled by: Shaun Roberts, Martin Crill

REGULATORY REQUIREMENTS: SERVICE REQUESTED:

- CSR  Regular Turn Around Time (TAT) (5 days for most tests)  
 CCME  BC Water Quality  Other \_\_\_\_\_  DRINKING WATER  
 RUSH (Please contact the lab)  1 Day  2 Day  3 Day  
 Date Required: \_\_\_\_\_

SPECIAL INSTRUCTIONS:

Return Cooler  Ship Sample Bottles (please specify)

ANALYSIS REQUESTED

Sample Identification	Lab Identification	Sample Type	Date/Time(24hr) Sampled	Field Filtered? Y N	Field Acidified? Y N	Total Metals (DM) Y N	Nitrate Y N	Ammonia Y N	Total Suspended Solids (TSS) Y N	pH Conductivity Y N	Alkalinity Y N	Chloride Y N	Fluoride Y N	Sulphate Y N	Phosphate Y N	DOC (Diss'd Organic Carbon) Y N	TOC (Total Organic Carbon) Y N	Ra 226 Y N	Number of Containers
1 SS34	M6 8633	Water	15/05/15 14:05	X	X	X	X	X	X	X	X	X	X	X	X				3
2 SS35	M6 8634	Water	15/05/15 14:25	X	X	X	X	X	X	X	X	X	X	X	X				3
3 SS32	M6 8635	Water	15/05/15 14:50	X	X	X	X	X	X	X	X	X	X	X	X				3
4 SS19	M6 8636	Water	15/05/15 15:20	X	X	X	X	X	X	X	X	X	X	X	X				3
5 SS18	M6 8637	Water	15/05/15 16:10	X	X	X	X	X	X	X	X	X	X	X	X				3
6 SS9	M6 8638	Water	15/05/15 16:35	X	X	X	X	X	X	X	X	X	X	X	X				3
7 SS36	M6 8639	Water	15/05/15 16:55	X	X	X	X	X	X	X	X	X	X	X	X				3
8 SS37	M6 8640	Water	15/05/15 17:10	X	X	X	X	X	X	X	X	X	X	X	X				3
9 SS7	M6 8641	Water	15/05/16 13:25	X	X	X	X	X	X	X	X	X	X	X	X				3
10 SS6	M6 8642	Water	15/05/16 13:45	X	X	X	X	X	X	X	X	X	X	X	X				3
11 SS33	M6 8643	Water	15/05/16 13:50	X	X	X	X	X	X	X	X	X	X	X	X				3
12 SS38	M6 8644	Water	15/05/16 14:05	X	X	X	X	X	X	X	X	X	X	X	X				3
13 SS39	M6 8645	Water	15/05/16 14:50	X	X	X	X	X	X	X	X	X	X	X	X				3
14 SS1	M6 8646	Water	15/05/16 16:00	X	X	X	X	X	X	X	X	X	X	X	X				3
15 SS40	M6 8647	Water	15/05/16 16:10	X	X	X	X	X	X	X	X	X	X	X	X				3



8541513

Print name and sign			Print name and sign			Laboratory Use Only						
*Relinquished By:	Date (yy/mm/dd):	Time (24hr):	Received by:	Date (yy/mm/dd):	Time (24 hr):	Time Sensitive	Temperature on Receipt (°C)			Custody Seal	Yes	No
Shaun Roberts	15/05/19	9:30	<i>Shaun Roberts</i>	15/05/20	14:30	<input checked="" type="checkbox"/>	A) 8	B) 9	C) 8	Present?	<input type="checkbox"/>	<input type="checkbox"/>
Just sampled & rec'd on ice: <input type="checkbox"/>							Intact? <input type="checkbox"/>					

IT IS THE RESPONSIBILITY OF THE RELINQUISHER TO ENSURE THE ACCURACY OF THE CHAIN OF CUSTODY RECORDS. AN INCOMPLETE CHAIN OF CUSTODY MAY RESULT IN ANALYTICAL TAT DELAYS.

Your P.O. #: 215955  
 Your Project #: MINTO ENV. MONITORING  
 Site Location: YUKON  
 Your C.O.C. #: 2015-05-19B

**Attention:MINTO DISTRIBUTION LIST**

MINTO EXPLORATIONS LTD.  
 Yukon/Whitehorse  
 2 - 25 Pilgrim Way  
 Whitehorse, YT  
 CANADA Y1A 6E6

**Report Date: 2015/05/26**  
 Report #: R1964467  
 Version: 1 - Final

**CERTIFICATE OF ANALYSIS**

**MAXXAM JOB #: B541527**

**Received: 2015/05/20, 14:30**

Sample Matrix: Water  
 # Samples Received: 7

Analyses	Quantity	Date		Laboratory Method	Analytical Method
		Extracted	Analyzed		
Alkalinity - Water	7	2015/05/21	2015/05/22	BBY6SOP-00026	SM 22 2320 B m
Chloride by Automated Colourimetry	7	N/A	2015/05/21	BBY6SOP-00011	SM 22 4500-Cl- G m
Conductance - water	7	N/A	2015/05/22	BBY6SOP-00026	SM 22 2510 B m
Fluoride	7	N/A	2015/05/21	BBY6SOP-00048	SM 22 4500-F C m
Hardness (calculated as CaCO3)	7	N/A	2015/05/26	BBY7SOP-00002	EPA 6020a R1 m
Mercury (Dissolved) by CVAf	7	N/A	2015/05/25	BBY7SOP-00015	BCMOE BCLM Oct2013 m
Na, K, Ca, Mg, S by CRC ICPMS (diss.)	7	N/A	2015/05/26	BBY7SOP-00002	EPA 6020A R1 m
Elements by CRC ICPMS (dissolved)	7	N/A	2015/05/26	BBY7SOP-00002	EPA 6020A R1 m
Ammonia-N (Preserved)	6	N/A	2015/05/22	BBY6SOP-00009	SM 22 4500-NH3- G m
Ammonia-N (Preserved)	1	N/A	2015/05/26	BBY6SOP-00009	SM 22 4500-NH3- G m
Nitrate + Nitrite (N)	7	N/A	2015/05/21	BBY6SOP-00010	SM 22 4500-NO3- I m
Nitrite (N) by CFA	7	N/A	2015/05/21	BBY6SOP-00010	SM 22 4500-NO3- I m
Nitrogen - Nitrate (as N)	7	N/A	2015/05/21	BBY6SOP-00010	SM 22 4500-NO3 I m
Filter and HNO3 Preserve for Metals	7	N/A	2015/05/24	BBY7 WI-00004	BCMOE Reqs 08/14
pH Water (1)	7	N/A	2015/05/22	BBY6SOP-00026	SM 22 4500-H+ B m
Sulphate by Automated Colourimetry	5	N/A	2015/05/21	BBY6SOP-00017	SM 22 4500-SO42- E m
Sulphate by Automated Colourimetry	2	N/A	2015/05/22	BBY6SOP-00017	SM 22 4500-SO42- E m
Total Dissolved Solids (Filt. Residue)	7	2015/05/22	2015/05/24	BBY6SOP-00033	SM 22 2540 C m

Reference Method suffix "m" indicates test methods incorporate validated modifications from specific reference methods to improve performance.

\* RPDs calculated using raw data. The rounding of final results may result in the apparent difference.

(1) The BC-MOE and APHA Standard Method require pH to be analysed within 15 minutes of sampling and therefore field analysis is required for compliance. All Laboratory pH analyses in this report are reported past the BC-MOE/APHA Standard Method holding time.

Your P.O. #: 215955  
Your Project #: MINTO ENV. MONITORING  
Site Location: YUKON  
Your C.O.C. #: 2015-05-19B

**Attention:MINTO DISTRIBUTION LIST**

MINTO EXPLORATIONS LTD.  
Yukon/Whitehorse  
2 - 25 Pilgrim Way  
Whitehorse, YT  
CANADA Y1A 6E6

**Report Date: 2015/05/26**  
Report #: R1964467  
Version: 1 - Final

**CERTIFICATE OF ANALYSIS**

**MAXXAM JOB #: B541527**  
**Received: 2015/05/20, 14:30**

Encryption Key

Please direct all questions regarding this Certificate of Analysis to your Project Manager.

Ken Pomeroy, Project Manager

Email: KPomeroy@maxxam.ca

Phone# (604)638-5020

=====  
This report has been generated and distributed using a secure automated process.

Maxxam has procedures in place to guard against improper use of the electronic signature and have the required "signatories", as per section 5.10.2 of ISO/IEC 17025:2005(E), signing the reports. For Service Group specific validation please refer to the Validation Signature Page.

Maxxam Job #: B541527  
Report Date: 2015/05/26

MINTO EXPLORATIONS LTD.  
Client Project #: MINTO ENV. MONITORING  
Site Location: YUKON  
Your P.O. #: 215955  
Sampler Initials: SR

**RESULTS OF CHEMICAL ANALYSES OF WATER**

Maxxam ID		MG8695	MG8696		MG8697			MG8698		
Sampling Date		2015/05/16 16:35	2015/05/16 16:50		2015/05/16 17:10			2015/05/18 10:40		
COC Number		2015-05-19B	2015-05-19B		2015-05-19B			2015-05-19B		
	Units	SS28	SS21	RDL	SS42	RDL	QC Batch	SS43	RDL	QC Batch
<b>ANIONS</b>										
Nitrite (N)	mg/L	0.0313 (1)	0.0324 (1)	0.0050	<0.0050 (1)	0.0050	7908662	0.0440	0.0050	7908662
<b>Calculated Parameters</b>										
Filter and HNO3 Preservation	N/A	FIELD	FIELD	N/A	FIELD	N/A	ONSITE	FIELD	N/A	ONSITE
Nitrate (N)	mg/L	38.1	31.9	1.0	<0.020	0.020	7906493	18.2	0.20	7906493
<b>Misc. Inorganics</b>										
Fluoride (F)	mg/L	0.460	0.480	0.010	0.460	0.010	7908769	0.300	0.010	7908772
Alkalinity (Total as CaCO3)	mg/L	295	252	0.50	262	0.50	7908292	375	0.50	7908297
Alkalinity (PP as CaCO3)	mg/L	<0.50	<0.50	0.50	<0.50	0.50	7908292	<0.50	0.50	7908297
Bicarbonate (HCO3)	mg/L	360	307	0.50	320	0.50	7908292	458	0.50	7908297
Carbonate (CO3)	mg/L	<0.50	<0.50	0.50	<0.50	0.50	7908292	<0.50	0.50	7908297
Hydroxide (OH)	mg/L	<0.50	<0.50	0.50	<0.50	0.50	7908292	<0.50	0.50	7908297
<b>Anions</b>										
Dissolved Sulphate (SO4)	mg/L	329	282	5.0	73.3	0.50	7909037	68.2	0.50	7909044
Dissolved Chloride (Cl)	mg/L	4.5	5.2	0.50	5.8	0.50	7909034	4.7	0.50	7909040
<b>Nutrients</b>										
Total Ammonia (N)	mg/L	0.039	0.050	0.0050	0.76	0.0050	7910344	0.17	0.0050	7910344
Nitrate plus Nitrite (N)	mg/L	38.1 (1)	31.9 (1)	1.0	<0.020 (1)	0.020	7908660	18.2	0.20	7908660
<b>Physical Properties</b>										
Conductivity	uS/cm	1410	1220	1.0	656	1.0	7908294	960	1.0	7908299
pH	pH	8.05	8.09	N/A	7.86	N/A	7908295	8.05	N/A	7908301
<b>Physical Properties</b>										
Total Dissolved Solids	mg/L	1030	850	10	410	10	7908690	602	10	7908690
RDL = Reportable Detection Limit N/A = Not Applicable (1) Sample arrived to laboratory past recommended hold time.										

Maxxam Job #: B541527  
Report Date: 2015/05/26

MINTO EXPLORATIONS LTD.  
Client Project #: MINTO ENV. MONITORING  
Site Location: YUKON  
Your P.O. #: 215955  
Sampler Initials: SR

**RESULTS OF CHEMICAL ANALYSES OF WATER**

Maxxam ID		MG8699			MG8700			MG8701		
Sampling Date		2015/05/18 10:55			2015/05/18 11:26			2015/05/16 14:50		
COC Number		2015-05-19B			2015-05-19B			2015-05-19B		
	Units	SS31	RDL	QC Batch	SS44	RDL	QC Batch	F-BL	RDL	QC Batch
<b>ANIONS</b>										
Nitrite (N)	mg/L	0.814	0.025	7908662	<0.050 (1)	0.050	7908662	<0.0050 (2)	0.0050	7908662
<b>Calculated Parameters</b>										
Filter and HNO3 Preservation	N/A	FIELD	N/A	ONSITE	FIELD	N/A	ONSITE	FIELD	N/A	ONSITE
Nitrate (N)	mg/L	5.33	0.20	7906493	<0.20	0.20	7906493	<0.020	0.020	7906493
<b>Misc. Inorganics</b>										
Fluoride (F)	mg/L	0.180	0.010	7908772	0.180	0.010	7908769	<0.010	0.010	7908769
Alkalinity (Total as CaCO3)	mg/L	245	0.50	7908297	57.3	0.50	7908292	<0.50	0.50	7908292
Alkalinity (PP as CaCO3)	mg/L	<0.50	0.50	7908297	<0.50	0.50	7908292	<0.50	0.50	7908292
Bicarbonate (HCO3)	mg/L	299	0.50	7908297	69.9	0.50	7908292	<0.50	0.50	7908292
Carbonate (CO3)	mg/L	<0.50	0.50	7908297	<0.50	0.50	7908292	<0.50	0.50	7908292
Hydroxide (OH)	mg/L	<0.50	0.50	7908297	<0.50	0.50	7908292	<0.50	0.50	7908292
<b>Anions</b>										
Dissolved Sulphate (SO4)	mg/L	32.7	0.50	7909044	34.4	0.50	7911459	<0.50	0.50	7911459
Dissolved Chloride (Cl)	mg/L	3.9	0.50	7909040	3.8	0.50	7909034	<0.50	0.50	7909034
<b>Nutrients</b>										
Total Ammonia (N)	mg/L	0.64	0.0050	7910339	0.53 (1)	0.050	7910344	<0.0050	0.0050	7913491
Nitrate plus Nitrite (N)	mg/L	6.14	0.20	7908660	<0.20 (1)	0.20	7908660	<0.020 (2)	0.020	7908660
<b>Physical Properties</b>										
Conductivity	uS/cm	613	1.0	7908299	201	1.0	7908294	<1.0	1.0	7908294
pH	pH	7.89	N/A	7908301	7.54	N/A	7908295	6.08	N/A	7908295
<b>Physical Properties</b>										
Total Dissolved Solids	mg/L	386	10	7908690	182	10	7908690	<10	10	7908690
RDL = Reportable Detection Limit N/A = Not Applicable (1) RDL raised due to sample matrix interference. (2) Sample arrived to laboratory past recommended hold time.										

Maxxam Job #: B541527  
Report Date: 2015/05/26

MINTO EXPLORATIONS LTD.  
Client Project #: MINTO ENV. MONITORING  
Site Location: YUKON  
Your P.O. #: 215955  
Sampler Initials: SR

**CCME DISSOLVED METALS IN WATER (WATER)**

Maxxam ID		MG8695	MG8696	MG8697	MG8698	MG8699	MG8700		
Sampling Date		2015/05/16 16:35	2015/05/16 16:50	2015/05/16 17:10	2015/05/18 10:40	2015/05/18 10:55	2015/05/18 11:26		
COC Number		2015-05-19B	2015-05-19B	2015-05-19B	2015-05-19B	2015-05-19B	2015-05-19B		
	Units	SS28	SS21	SS42	SS43	SS31	SS44	RDL	QC Batch
<b>Misc. Inorganics</b>									
Dissolved Hardness (CaCO3)	mg/L	733	655	320	512	261	81.9	0.50	7907508
<b>Elements</b>									
Dissolved Mercury (Hg)	ug/L	<0.010	<0.010	<0.010	<0.010	<0.010	0.018	0.010	7911834
<b>Dissolved Metals by ICPMS</b>									
Dissolved Aluminum (Al)	ug/L	10.6	10.0	5.2	7.2	4.3	39.4	3.0	7908414
Dissolved Antimony (Sb)	ug/L	<0.50	<0.50	<0.50	<0.50	<0.50	<0.50	0.50	7908414
Dissolved Arsenic (As)	ug/L	0.23	0.18	1.09	0.32	0.46	0.30	0.10	7908414
Dissolved Barium (Ba)	ug/L	80.6	88.7	99.3	138	72.4	81.0	1.0	7908414
Dissolved Beryllium (Be)	ug/L	<0.10	<0.10	<0.10	<0.10	<0.10	<0.10	0.10	7908414
Dissolved Bismuth (Bi)	ug/L	<1.0	<1.0	<1.0	<1.0	<1.0	<1.0	1.0	7908414
Dissolved Boron (B)	ug/L	63	<50	60	<50	<50	<50	50	7908414
Dissolved Cadmium (Cd)	ug/L	0.011	0.064	<0.010	0.071	0.016	0.021	0.010	7908414
Dissolved Chromium (Cr)	ug/L	<1.0	<1.0	<1.0	<1.0	<1.0	<1.0	1.0	7908414
Dissolved Cobalt (Co)	ug/L	<0.50	<0.50	3.15	<0.50	1.04	<0.50	0.50	7908414
Dissolved Copper (Cu)	ug/L	14.6	31.9	5.52	254	23.4	16.1	0.20	7908414
Dissolved Iron (Fe)	ug/L	51.0	17.1	757	115	44.3	38.2	5.0	7908414
Dissolved Lead (Pb)	ug/L	<0.20	<0.20	<0.20	<0.20	<0.20	<0.20	0.20	7908414
Dissolved Lithium (Li)	ug/L	<5.0	<5.0	<5.0	<5.0	<5.0	<5.0	5.0	7908414
Dissolved Manganese (Mn)	ug/L	81.4	22.0	1350	244	682	333	1.0	7908414
Dissolved Molybdenum (Mo)	ug/L	10.0	9.9	19.1	5.1	2.8	<1.0	1.0	7908414
Dissolved Nickel (Ni)	ug/L	<1.0	<1.0	1.1	<1.0	<1.0	<1.0	1.0	7908414
Dissolved Phosphorus (P)	ug/L	27	16	66	25	42	110	10	7908414
Dissolved Selenium (Se)	ug/L	11.1	9.87	5.02	4.34	2.48	2.48	0.10	7908414
Dissolved Silicon (Si)	ug/L	6540	6500	5990	8110	4550	3000	100	7908414
Dissolved Silver (Ag)	ug/L	<0.020	<0.020	<0.020	<0.020	<0.020	<0.020	0.020	7908414
Dissolved Strontium (Sr)	ug/L	3510	3160	2060	1100	457	131	1.0	7908414
Dissolved Thallium (Tl)	ug/L	<0.050	<0.050	<0.050	<0.050	<0.050	<0.050	0.050	7908414
Dissolved Tin (Sn)	ug/L	<5.0	<5.0	<5.0	<5.0	<5.0	<5.0	5.0	7908414
Dissolved Titanium (Ti)	ug/L	<5.0	<5.0	<5.0	<5.0	<5.0	<5.0	5.0	7908414
Dissolved Uranium (U)	ug/L	5.61	4.78	1.78	5.34	2.21	<0.10	0.10	7908414
Dissolved Vanadium (V)	ug/L	<5.0	<5.0	<5.0	<5.0	<5.0	<5.0	5.0	7908414
Dissolved Zinc (Zn)	ug/L	<5.0	<5.0	<5.0	<5.0	<5.0	<5.0	5.0	7908414
Dissolved Zirconium (Zr)	ug/L	<0.50	<0.50	<0.50	<0.50	<0.50	<0.50	0.50	7908414
Dissolved Calcium (Ca)	mg/L	210	189	93.0	153	78.4	21.0	0.050	7906524
RDL = Reportable Detection Limit									



Maxxam Job #: B541527  
Report Date: 2015/05/26

MINTO EXPLORATIONS LTD.  
Client Project #: MINTO ENV. MONITORING  
Site Location: YUKON  
Your P.O. #: 215955  
Sampler Initials: SR

**CCME DISSOLVED METALS IN WATER (WATER)**

Maxxam ID		MG8695	MG8696	MG8697	MG8698	MG8699	MG8700		
Sampling Date		2015/05/16 16:35	2015/05/16 16:50	2015/05/16 17:10	2015/05/18 10:40	2015/05/18 10:55	2015/05/18 11:26		
COC Number		2015-05-19B	2015-05-19B	2015-05-19B	2015-05-19B	2015-05-19B	2015-05-19B		
	Units	SS28	SS21	SS42	SS43	SS31	SS44	RDL	QC Batch
Dissolved Magnesium (Mg)	mg/L	50.8	44.4	21.3	31.8	15.8	7.15	0.050	7906524
Dissolved Potassium (K)	mg/L	5.91	5.64	10.1	5.16	5.15	7.82	0.050	7906524
Dissolved Sodium (Na)	mg/L	28.7	26.7	17.7	12.5	7.01	6.71	0.050	7906524
Dissolved Sulphur (S)	mg/L	112	95.7	27.1	23.7	9.8	11.6	3.0	7906524
RDL = Reportable Detection Limit									

Maxxam Job #: B541527  
Report Date: 2015/05/26

MINTO EXPLORATIONS LTD.  
Client Project #: MINTO ENV. MONITORING  
Site Location: YUKON  
Your P.O. #: 215955  
Sampler Initials: SR

**CCME DISSOLVED METALS IN WATER (WATER)**

Maxxam ID		MG8701		
Sampling Date		2015/05/16 14:50		
COC Number		2015-05-19B		
	Units	F-BL	RDL	QC Batch
<b>Misc. Inorganics</b>				
Dissolved Hardness (CaCO3)	mg/L	<0.50	0.50	7907508
<b>Elements</b>				
Dissolved Mercury (Hg)	ug/L	<0.010	0.010	7911834
<b>Dissolved Metals by ICPMS</b>				
Dissolved Aluminum (Al)	ug/L	<3.0	3.0	7908414
Dissolved Antimony (Sb)	ug/L	<0.50	0.50	7908414
Dissolved Arsenic (As)	ug/L	<0.10	0.10	7908414
Dissolved Barium (Ba)	ug/L	<1.0	1.0	7908414
Dissolved Beryllium (Be)	ug/L	<0.10	0.10	7908414
Dissolved Bismuth (Bi)	ug/L	<1.0	1.0	7908414
Dissolved Boron (B)	ug/L	<50	50	7908414
Dissolved Cadmium (Cd)	ug/L	<0.010	0.010	7908414
Dissolved Chromium (Cr)	ug/L	<1.0	1.0	7908414
Dissolved Cobalt (Co)	ug/L	<0.50	0.50	7908414
Dissolved Copper (Cu)	ug/L	0.21	0.20	7908414
Dissolved Iron (Fe)	ug/L	<5.0	5.0	7908414
Dissolved Lead (Pb)	ug/L	<0.20	0.20	7908414
Dissolved Lithium (Li)	ug/L	<5.0	5.0	7908414
Dissolved Manganese (Mn)	ug/L	<1.0	1.0	7908414
Dissolved Molybdenum (Mo)	ug/L	<1.0	1.0	7908414
Dissolved Nickel (Ni)	ug/L	<1.0	1.0	7908414
Dissolved Phosphorus (P)	ug/L	<10	10	7908414
Dissolved Selenium (Se)	ug/L	<0.10	0.10	7908414
Dissolved Silicon (Si)	ug/L	<100	100	7908414
Dissolved Silver (Ag)	ug/L	<0.020	0.020	7908414
Dissolved Strontium (Sr)	ug/L	<1.0	1.0	7908414
Dissolved Thallium (Tl)	ug/L	<0.050	0.050	7908414
Dissolved Tin (Sn)	ug/L	<5.0	5.0	7908414
Dissolved Titanium (Ti)	ug/L	<5.0	5.0	7908414
Dissolved Uranium (U)	ug/L	<0.10	0.10	7908414
Dissolved Vanadium (V)	ug/L	<5.0	5.0	7908414
Dissolved Zinc (Zn)	ug/L	<5.0	5.0	7908414
Dissolved Zirconium (Zr)	ug/L	<0.50	0.50	7908414
Dissolved Calcium (Ca)	mg/L	<0.050	0.050	7906524
RDL = Reportable Detection Limit				

Maxxam Job #: B541527  
Report Date: 2015/05/26

MINTO EXPLORATIONS LTD.  
Client Project #: MINTO ENV. MONITORING  
Site Location: YUKON  
Your P.O. #: 215955  
Sampler Initials: SR

**CCME DISSOLVED METALS IN WATER (WATER)**

<b>Maxxam ID</b>		MG8701		
<b>Sampling Date</b>		2015/05/16 14:50		
<b>COC Number</b>		2015-05-19B		
	<b>Units</b>	<b>F-BL</b>	<b>RDL</b>	<b>QC Batch</b>
Dissolved Magnesium (Mg)	mg/L	<0.050	0.050	7906524
Dissolved Potassium (K)	mg/L	<0.050	0.050	7906524
Dissolved Sodium (Na)	mg/L	<0.050	0.050	7906524
Dissolved Sulphur (S)	mg/L	<3.0	3.0	7906524
RDL = Reportable Detection Limit				

Maxxam Job #: B541527  
Report Date: 2015/05/26

MINTO EXPLORATIONS LTD.  
Client Project #: MINTO ENV. MONITORING  
Site Location: YUKON  
Your P.O. #: 215955  
Sampler Initials: SR

### GENERAL COMMENTS

Effective October 1, 2013, the BC MOE SAMPLE PRESERVATION & HOLDING TIME REQUIREMENTS states that Mercury in water requires a glass or PTFE container with Hydrochloric Acid (HCl) preservation. Sample containers and preservation received were not in compliance. Maxxam added HCl to stabilize Mercury in these samples prior to analysis.

**Results relate only to the items tested.**

Maxxam Job #: B541527  
Report Date: 2015/05/26

**QUALITY ASSURANCE REPORT**

MINTO EXPLORATIONS LTD.  
Client Project #: MINTO ENV. MONITORING  
Site Location: YUKON  
Your P.O. #: 215955  
Sampler Initials: SR

QC Batch	Parameter	Date	Matrix Spike		Spiked Blank		Method Blank		RPD	
			% Recovery	QC Limits	% Recovery	QC Limits	Value	Units	Value (%)	QC Limits
7908292	Alkalinity (PP as CaCO3)	2015/05/22					<0.50	mg/L	NC	20
7908292	Alkalinity (Total as CaCO3)	2015/05/22	NC	80 - 120	91	80 - 120	<0.50	mg/L	NC	20
7908292	Bicarbonate (HCO3)	2015/05/22					<0.50	mg/L	NC	20
7908292	Carbonate (CO3)	2015/05/22					<0.50	mg/L	NC	20
7908292	Hydroxide (OH)	2015/05/22					<0.50	mg/L	NC	20
7908294	Conductivity	2015/05/22			100	80 - 120	1.0, RDL=1.0	uS/cm	NC	20
7908295	pH	2015/05/22			102	97 - 103	5.56	pH	3.3	N/A
7908297	Alkalinity (PP as CaCO3)	2015/05/22					<0.50	mg/L	NC	20
7908297	Alkalinity (Total as CaCO3)	2015/05/22	NC	80 - 120	95	80 - 120	<0.50	mg/L	1.6	20
7908297	Bicarbonate (HCO3)	2015/05/22					<0.50	mg/L	1.7	20
7908297	Carbonate (CO3)	2015/05/22					<0.50	mg/L	NC	20
7908297	Hydroxide (OH)	2015/05/22					<0.50	mg/L	NC	20
7908299	Conductivity	2015/05/22			100	80 - 120	1.0, RDL=1.0	uS/cm	0.49	20
7908301	pH	2015/05/22			102	97 - 103			0.25	N/A
7908414	Dissolved Aluminum (Al)	2015/05/26	103	80 - 120	105	80 - 120	<3.0	ug/L	NC	20
7908414	Dissolved Antimony (Sb)	2015/05/26	113	80 - 120	103	80 - 120	<0.50	ug/L	NC	20
7908414	Dissolved Arsenic (As)	2015/05/26	101	80 - 120	103	80 - 120	<0.10	ug/L	NC	20
7908414	Dissolved Barium (Ba)	2015/05/26	106	80 - 120	104	80 - 120	<1.0	ug/L	NC	20
7908414	Dissolved Beryllium (Be)	2015/05/26	106	80 - 120	103	80 - 120	<0.10	ug/L	NC	20
7908414	Dissolved Bismuth (Bi)	2015/05/26	96	80 - 120	98	80 - 120	<1.0	ug/L	NC	20
7908414	Dissolved Boron (B)	2015/05/26					<50	ug/L	NC	20
7908414	Dissolved Cadmium (Cd)	2015/05/26	107	80 - 120	102	80 - 120	<0.010	ug/L	NC	20
7908414	Dissolved Chromium (Cr)	2015/05/26	100	80 - 120	107	80 - 120	<1.0	ug/L	NC	20
7908414	Dissolved Cobalt (Co)	2015/05/26	101	80 - 120	106	80 - 120	<0.50	ug/L	NC	20
7908414	Dissolved Copper (Cu)	2015/05/26	102	80 - 120	105	80 - 120	<0.20	ug/L	NC	20
7908414	Dissolved Iron (Fe)	2015/05/26	103	80 - 120	102	80 - 120	<5.0	ug/L	NC	20
7908414	Dissolved Lead (Pb)	2015/05/26	105	80 - 120	103	80 - 120	<0.20	ug/L	NC	20
7908414	Dissolved Lithium (Li)	2015/05/26	104	80 - 120	100	80 - 120	<5.0	ug/L	NC	20
7908414	Dissolved Manganese (Mn)	2015/05/26	99	80 - 120	106	80 - 120	<1.0	ug/L	NC	20
7908414	Dissolved Molybdenum (Mo)	2015/05/26	NC	80 - 120	107	80 - 120	<1.0	ug/L	NC	20

Maxxam Job #: B541527  
Report Date: 2015/05/26

**QUALITY ASSURANCE REPORT(CONT'D)**

MINTO EXPLORATIONS LTD.  
Client Project #: MINTO ENV. MONITORING  
Site Location: YUKON  
Your P.O. #: 215955  
Sampler Initials: SR

QC Batch	Parameter	Date	Matrix Spike		Spiked Blank		Method Blank		RPD	
			% Recovery	QC Limits	% Recovery	QC Limits	Value	Units	Value (%)	QC Limits
7908414	Dissolved Nickel (Ni)	2015/05/26	101	80 - 120	107	80 - 120	<1.0	ug/L	NC	20
7908414	Dissolved Phosphorus (P)	2015/05/26					<10	ug/L	NC	20
7908414	Dissolved Selenium (Se)	2015/05/26	106	80 - 120	105	80 - 120	<0.10	ug/L	NC	20
7908414	Dissolved Silicon (Si)	2015/05/26					<100	ug/L	NC	20
7908414	Dissolved Silver (Ag)	2015/05/26	87	80 - 120	94	80 - 120	<0.020	ug/L	NC	20
7908414	Dissolved Strontium (Sr)	2015/05/26	97	80 - 120	98	80 - 120	<1.0	ug/L	NC	20
7908414	Dissolved Thallium (Tl)	2015/05/26	99	80 - 120	93	80 - 120	<0.050	ug/L	NC	20
7908414	Dissolved Tin (Sn)	2015/05/26	107	80 - 120	102	80 - 120	<5.0	ug/L	NC	20
7908414	Dissolved Titanium (Ti)	2015/05/26	97	80 - 120	93	80 - 120	<5.0	ug/L	NC	20
7908414	Dissolved Uranium (U)	2015/05/26	103	80 - 120	102	80 - 120	<0.10	ug/L	NC	20
7908414	Dissolved Vanadium (V)	2015/05/26	97	80 - 120	103	80 - 120	<5.0	ug/L	NC	20
7908414	Dissolved Zinc (Zn)	2015/05/26	102	80 - 120	112	80 - 120	<5.0	ug/L	NC	20
7908414	Dissolved Zirconium (Zr)	2015/05/26					<0.50	ug/L	NC	20
7908660	Nitrate plus Nitrite (N)	2015/05/21	NC	80 - 120	104	80 - 120	<0.020	mg/L	0.48	25
7908662	Nitrite (N)	2015/05/21	102	80 - 120	98	80 - 120	<0.0050	mg/L	NC	20
7908690	Total Dissolved Solids	2015/05/24	100	80 - 120	92	80 - 120	<10	mg/L	4.0	20
7908769	Fluoride (F)	2015/05/21	102	80 - 120	100	80 - 120	0.013, RDL=0.010	mg/L	0	20
7908772	Fluoride (F)	2015/05/21	NC	80 - 120	106	80 - 120	<0.010	mg/L	0	20
7909034	Dissolved Chloride (Cl)	2015/05/21	106	80 - 120	98	80 - 120	<0.50	mg/L	NC	20
7909037	Dissolved Sulphate (SO4)	2015/05/21			94	80 - 120	0.51, RDL=0.50	mg/L		
7909040	Dissolved Chloride (Cl)	2015/05/21	NC	80 - 120	90	80 - 120	<0.50	mg/L	0.85	20
7909044	Dissolved Sulphate (SO4)	2015/05/21	NC	80 - 120	93	80 - 120	0.57, RDL=0.50	mg/L	2.0	20
7910339	Total Ammonia (N)	2015/05/22	NC	80 - 120	99	80 - 120	<0.0050	mg/L	12	20
7910344	Total Ammonia (N)	2015/05/22	95	80 - 120	95	80 - 120	<0.0050	mg/L		
7911459	Dissolved Sulphate (SO4)	2015/05/22	105	80 - 120	92	80 - 120	<0.50	mg/L	NC	20
7911834	Dissolved Mercury (Hg)	2015/05/25	98	80 - 120	99	80 - 120	<0.010	ug/L	NC	20

Maxxam Job #: B541527  
Report Date: 2015/05/26

**QUALITY ASSURANCE REPORT(CONT'D)**

MINTO EXPLORATIONS LTD.  
Client Project #: MINTO ENV. MONITORING  
Site Location: YUKON  
Your P.O. #: 215955  
Sampler Initials: SR

QC Batch	Parameter	Date	Matrix Spike		Spiked Blank		Method Blank		RPD	
			% Recovery	QC Limits	% Recovery	QC Limits	Value	Units	Value (%)	QC Limits
7913491	Total Ammonia (N)	2015/05/26	92	80 - 120	98	80 - 120	<0.0050	mg/L	11	20

N/A = Not Applicable

Duplicate: Paired analysis of a separate portion of the same sample. Used to evaluate the variance in the measurement.

Matrix Spike: A sample to which a known amount of the analyte of interest has been added. Used to evaluate sample matrix interference.

Spiked Blank: A blank matrix sample to which a known amount of the analyte, usually from a second source, has been added. Used to evaluate method accuracy.

Method Blank: A blank matrix containing all reagents used in the analytical procedure. Used to identify laboratory contamination.

NC (Matrix Spike): The recovery in the matrix spike was not calculated. The relative difference between the concentration in the parent sample and the spiked amount was too small to permit a reliable recovery calculation (matrix spike concentration was less than 2x that of the native sample concentration).


NC (Duplicate RPD): The duplicate RPD was not calculated. The concentration in the sample and/or duplicate was too low to permit a reliable RPD calculation (one or both samples < 5x RDL).

Maxxam Job #: B541527  
Report Date: 2015/05/26

MINTO EXPLORATIONS LTD.  
Client Project #: MINTO ENV. MONITORING  
Site Location: YUKON  
Your P.O. #: 215955  
Sampler Initials: SR

### VALIDATION SIGNATURE PAGE

The analytical data and all QC contained in this report were reviewed and validated by the following individual(s).



Andy Lu, Data Validation Coordinator

---

Maxxam has procedures in place to guard against improper use of the electronic signature and have the required "signatories", as per section 5.10.2 of ISO/IEC 17025:2005(E), signing the reports. For Service Group specific validation please refer to the Validation Signature Page.





Your P.O. #: 215955  
 Your Project #: MINTO ENV. MONITORING  
 Site Location: YUKON  
 Your C.O.C. #: 2015-09-15 B

**Attention:MINTO DISTRIBUTION LIST**

MINTO EXPLORATIONS LTD.  
 Yukon/Whitehorse  
 2 - 25 Pilgrim Way  
 Whitehorse, YT  
 CANADA Y1A 6E6

**Report Date: 2015/09/23**  
 Report #: R2046613  
 Version: 1 - Final

**CERTIFICATE OF ANALYSIS**

**MAXXAM JOB #: B581193**

**Received: 2015/09/17, 10:00**

Sample Matrix: Water  
 # Samples Received: 12

Analyses	Quantity	Date		Laboratory Method	Analytical Method
		Extracted	Analyzed		
Alkalinity - Water	12	2015/09/18	2015/09/19	BBY6SOP-00026	SM 22 2320 B m
Chloride by Automated Colourimetry	12	N/A	2015/09/18	BBY6SOP-00011	SM 22 4500-Cl- G m
Conductance - water	12	N/A	2015/09/19	BBY6SOP-00026	SM 22 2510 B m
Fluoride	12	N/A	2015/09/18	BBY6SOP-00048	SM 22 4500-F C m
Hardness (calculated as CaCO3)	12	N/A	2015/09/22	BBY7SOP-00002	EPA 6020a R1 m
Mercury (Dissolved) by CVAf	12	N/A	2015/09/23	BBY7SOP-00015	BCMOE BCLM Oct2013 m
Na, K, Ca, Mg, S by CRC ICPMS (diss.)	12	N/A	2015/09/22	BBY7SOP-00002	EPA 6020A R1 m
Elements by CRC ICPMS (dissolved)	12	N/A	2015/09/21	BBY7SOP-00002	EPA 6020A R1 m
Ammonia-N (Preserved)	12	N/A	2015/09/18	BBY6SOP-00009	SM 22 4500-NH3- G m
Nitrate + Nitrite (N)	12	N/A	2015/09/18	BBY6SOP-00010	SM 22 4500-NO3- I m
Nitrite (N) by CFA	12	N/A	2015/09/18	BBY6SOP-00010	SM 22 4500-NO3- I m
Nitrogen - Nitrate (as N)	12	N/A	2015/09/19	BBY6SOP-00010	SM 22 4500-NO3 I m
Filter and HNO3 Preserve for Metals	12	N/A	2015/09/22	BBY7 WI-00004	BCMOE Reqs 08/14
pH Water (1)	12	N/A	2015/09/19	BBY6SOP-00026	SM 22 4500-H+ B m
Sulphate by Automated Colourimetry	10	N/A	2015/09/18	BBY6SOP-00017	SM 22 4500-SO42- E m
Sulphate by Automated Colourimetry	2	N/A	2015/09/21	BBY6SOP-00017	SM 22 4500-SO42- E m
Total Dissolved Solids (Filt. Residue)	3	2015/09/18	2015/09/21	BBY6SOP-00033	SM 22 2540 C m
Total Dissolved Solids (Filt. Residue)	8	2015/09/21	2015/09/22	BBY6SOP-00033	SM 22 2540 C m
Total Dissolved Solids (Filt. Residue)	1	2015/09/22	2015/09/23	BBY6SOP-00033	SM 22 2540 C m

Reference Method suffix "m" indicates test methods incorporate validated modifications from specific reference methods to improve performance.

\* RPDs calculated using raw data. The rounding of final results may result in the apparent difference.

(1) The BC-MOE and APHA Standard Method require pH to be analysed within 15 minutes of sampling and therefore field analysis is required for compliance. All Laboratory pH analyses in this report are reported past the BC-MOE/APHA Standard Method holding time.

Your P.O. #: 215955  
Your Project #: MINTO ENV. MONITORING  
Site Location: YUKON  
Your C.O.C. #: 2015-09-15 B

**Attention:MINTO DISTRIBUTION LIST**

MINTO EXPLORATIONS LTD.  
Yukon/Whitehorse  
2 - 25 Pilgrim Way  
Whitehorse, YT  
CANADA Y1A 6E6

**Report Date: 2015/09/23**  
Report #: R2046613  
Version: 1 - Final

**CERTIFICATE OF ANALYSIS**

**MAXXAM JOB #: B581193**  
**Received: 2015/09/17, 10:00**

Encryption Key

Please direct all questions regarding this Certificate of Analysis to your Project Manager.  
Morgan Melnychuk, Burnaby Project Manager  
Email: MMelnychuk@maxxam.ca  
Phone# (604)638-8034 Ext:8034

=====  
This report has been generated and distributed using a secure automated process.

Maxxam has procedures in place to guard against improper use of the electronic signature and have the required "signatories", as per section 5.10.2 of ISO/IEC 17025:2005(E), signing the reports. For Service Group specific validation please refer to the Validation Signature Page.

Maxxam Job #: B581193  
Report Date: 2015/09/23

MINTO EXPLORATIONS LTD.  
Client Project #: MINTO ENV. MONITORING  
Site Location: YUKON  
Your P.O. #: 215955  
Sampler Initials: SR

**RESULTS OF CHEMICAL ANALYSES OF WATER**

<b>Maxxam ID</b>		ND5734			ND5735			ND5736		
<b>Sampling Date</b>		2015/09/13 09:15			2015/09/13 16:25			2015/09/13 17:00		
<b>COC Number</b>		2015-09-15 B			2015-09-15 B			2015-09-15 B		
	<b>UNITS</b>	<b>SS12</b>	<b>RDL</b>	<b>QC Batch</b>	<b>SS48</b>	<b>RDL</b>	<b>QC Batch</b>	<b>SS49</b>	<b>RDL</b>	<b>QC Batch</b>

**ANIONS**

Nitrite (N)	mg/L	0.0152 (1)	0.0050	8043381	2.35 (1)	0.050	8043377	0.221 (1)	0.0050	8043381
-------------	------	------------	--------	---------	----------	-------	---------	-----------	--------	---------

**Calculated Parameters**

Filter and HNO3 Preservation	N/A	FIELD	N/A	ONSITE	FIELD	N/A	ONSITE	FIELD	N/A	ONSITE
Nitrate (N)	mg/L	58.3	2.0	8040641	254	10	8040641	43.4	1.0	8040641

**Misc. Inorganics**

Fluoride (F)	mg/L	0.600	0.010	8043145	1.60	0.010	8043145	0.680	0.010	8043145
Alkalinity (Total as CaCO3)	mg/L	108	0.50	8042794	129	0.50	8042782	142	0.50	8042794
Alkalinity (PP as CaCO3)	mg/L	<0.50	0.50	8042794	<0.50	0.50	8042782	<0.50	0.50	8042794
Bicarbonate (HCO3)	mg/L	132	0.50	8042794	157	0.50	8042782	173	0.50	8042794
Carbonate (CO3)	mg/L	<0.50	0.50	8042794	<0.50	0.50	8042782	<0.50	0.50	8042794
Hydroxide (OH)	mg/L	<0.50	0.50	8042794	<0.50	0.50	8042782	<0.50	0.50	8042794

**Anions**

Dissolved Sulphate (SO4)	mg/L	200	5.0	8043970	405	5.0	8043970	115	0.50	8043970
Dissolved Chloride (Cl)	mg/L	1.3	0.50	8043969	16	0.50	8043969	8.6	0.50	8043969

**Nutrients**

Total Ammonia (N)	mg/L	0.33	0.0050	8043310	0.45	0.0050	8043310	0.052	0.0050	8043310
Nitrate plus Nitrite (N)	mg/L	58.3 (1)	2.0	8043380	256 (1)	10	8043376	43.6 (1)	1.0	8043380

**Physical Properties**

Conductivity	uS/cm	1120	1.0	8042795	2850	1.0	8042786	876	1.0	8042795
pH	pH	8.16	N/A	8042796	8.13	N/A	8042788	8.09	N/A	8042796

**Physical Properties**

Total Dissolved Solids	mg/L	860	10	8042511	2550 (2)	10	8046126	560	10	8042511
------------------------	------	-----	----	---------	----------	----	---------	-----	----	---------

RDL = Reportable Detection Limit

N/A = Not Applicable

(1) Sample arrived to laboratory past recommended hold time.

(2) Sample was originally analysed within hold time. Data quality required investigation. Re-analysis was completed past recommended hold time.

Maxxam Job #: B581193  
Report Date: 2015/09/23

MINTO EXPLORATIONS LTD.  
Client Project #: MINTO ENV. MONITORING  
Site Location: YUKON  
Your P.O. #: 215955  
Sampler Initials: SR

**RESULTS OF CHEMICAL ANALYSES OF WATER**

<b>Maxxam ID</b>		ND5737			ND5738			ND5739		
<b>Sampling Date</b>		2015/09/13 17:15			2015/09/14 08:55			2015/09/14 09:25		
<b>COC Number</b>		2015-09-15 B			2015-09-15 B			2015-09-15 B		
	<b>UNITS</b>	<b>SS50</b>	<b>RDL</b>	<b>QC Batch</b>	<b>SS39</b>	<b>RDL</b>	<b>QC Batch</b>	<b>SS28</b>	<b>RDL</b>	<b>QC Batch</b>

<b>ANIONS</b>										
Nitrite (N)	mg/L	1.37 (1)	0.050	8043377	0.0120 (2)	0.0050	8043381	<0.0050 (2)	0.0050	8043381
<b>Calculated Parameters</b>										
Filter and HNO3 Preservation	N/A	FIELD	N/A	ONSITE	FIELD	N/A	ONSITE	FIELD	N/A	ONSITE
Nitrate (N)	mg/L	169	2.0	8040641	32.9	1.0	8040641	42.7	2.0	8040641
<b>Misc. Inorganics</b>										
Fluoride (F)	mg/L	1.10	0.010	8043145	0.370	0.010	8043145	0.370	0.010	8043145
Alkalinity (Total as CaCO3)	mg/L	133	0.50	8042782	233	0.50	8042794	255	0.50	8042782
Alkalinity (PP as CaCO3)	mg/L	<0.50	0.50	8042782	4.07	0.50	8042794	5.11	0.50	8042782
Bicarbonate (HCO3)	mg/L	162	0.50	8042782	275	0.50	8042794	299	0.50	8042782
Carbonate (CO3)	mg/L	<0.50	0.50	8042782	4.88	0.50	8042794	6.13	0.50	8042782
Hydroxide (OH)	mg/L	<0.50	0.50	8042782	<0.50	0.50	8042794	<0.50	0.50	8042782
<b>Anions</b>										
Dissolved Sulphate (SO4)	mg/L	208	5.0	8046102	164	0.50	8046102	226	5.0	8043970
Dissolved Chloride (Cl)	mg/L	14	0.50	8043969	4.3	0.50	8043969	3.4	0.50	8043969
<b>Nutrients</b>										
Total Ammonia (N)	mg/L	0.53	0.0050	8043310	0.043	0.0050	8043310	0.012	0.0050	8043310
Nitrate plus Nitrite (N)	mg/L	170 (1)	2.0	8043376	32.9 (2)	1.0	8043380	42.7 (2)	2.0	8043380
<b>Physical Properties</b>										
Conductivity	uS/cm	2060	1.0	8042786	991	1.0	8042795	1250	1.0	8042786
pH	pH	8.14	N/A	8042788	8.37	N/A	8042796	8.40	N/A	8042788
<b>Physical Properties</b>										
Total Dissolved Solids	mg/L	1640	10	8042511	692	10	8044574	922	10	8044574

RDL = Reportable Detection Limit  
N/A = Not Applicable  
(1) Sample arrived to laboratory past recommended hold time.  
(2) Sample analysed past hold time: sample was received on the hold time expiry date which did not allow sufficient time for preparation and analysis.

Maxxam Job #: B581193  
Report Date: 2015/09/23

MINTO EXPLORATIONS LTD.  
Client Project #: MINTO ENV. MONITORING  
Site Location: YUKON  
Your P.O. #: 215955  
Sampler Initials: SR

**RESULTS OF CHEMICAL ANALYSES OF WATER**

Maxxam ID		ND5740			ND5741		ND5742		
Sampling Date		2015/09/14 09:40			2015/09/14 09:55		2015/09/14 10:15		
COC Number		2015-09-15 B			2015-09-15 B		2015-09-15 B		
	UNITS	SS29	RDL	QC Batch	SS30	QC Batch	SS43	RDL	QC Batch
<b>ANIONS</b>									
Nitrite (N)	mg/L	<0.0050 (1)	0.0050	8043381	<0.0050 (1)	8043381	<0.0050 (1)	0.0050	8043381
<b>Calculated Parameters</b>									
Filter and HNO3 Preservation	N/A	FIELD	N/A	ONSITE	FIELD	ONSITE	FIELD	N/A	ONSITE
Nitrate (N)	mg/L	49.9	1.0	8040641	23.8	8040641	26.6	1.0	8040641
<b>Misc. Inorganics</b>									
Fluoride (F)	mg/L	0.470	0.010	8043145	0.280	8043145	0.220	0.010	8043145
Alkalinity (Total as CaCO3)	mg/L	224	0.50	8042794	348	8042794	317	0.50	8042782
Alkalinity (PP as CaCO3)	mg/L	3.86	0.50	8042794	8.75	8042794	7.13	0.50	8042782
Bicarbonate (HCO3)	mg/L	264	0.50	8042794	403	8042794	369	0.50	8042782
Carbonate (CO3)	mg/L	4.63	0.50	8042794	10.5	8042794	8.56	0.50	8042782
Hydroxide (OH)	mg/L	<0.50	0.50	8042794	<0.50	8042794	<0.50	0.50	8042782
<b>Anions</b>									
Dissolved Sulphate (SO4)	mg/L	317	5.0	8043972	113	8043972	97.2	0.50	8043970
Dissolved Chloride (Cl)	mg/L	4.5	0.50	8043971	4.7	8043971	3.9	0.50	8043969
<b>Nutrients</b>									
Total Ammonia (N)	mg/L	0.029	0.0050	8043310	0.015	8043311	0.015	0.0050	8043311
Nitrate plus Nitrite (N)	mg/L	49.9 (1)	1.0	8043380	23.8 (1)	8043380	26.6 (1)	1.0	8043380
<b>Physical Properties</b>									
Conductivity	uS/cm	1430	1.0	8042795	1010	8042795	948	1.0	8042786
pH	pH	8.37	N/A	8042796	8.44	8042796	8.43	N/A	8042788
<b>Physical Properties</b>									
Total Dissolved Solids	mg/L	1090	10	8044574	720	8044574	646	10	8044574
RDL = Reportable Detection Limit N/A = Not Applicable (1) Sample analysed past hold time: sample was received on the hold time expiry date which did not allow sufficient time for preparation and analysis.									

Maxxam Job #: B581193  
Report Date: 2015/09/23

MINTO EXPLORATIONS LTD.  
Client Project #: MINTO ENV. MONITORING  
Site Location: YUKON  
Your P.O. #: 215955  
Sampler Initials: SR

**RESULTS OF CHEMICAL ANALYSES OF WATER**

<b>Maxxam ID</b>		ND5743			ND5744			ND5745		
<b>Sampling Date</b>		2015/09/14 10:25			2015/09/14 10:50			2015/09/14 13:20		
<b>COC Number</b>		2015-09-15 B			2015-09-15 B			2015-09-15 B		
	<b>UNITS</b>	<b>SS31</b>	<b>RDL</b>	<b>QC Batch</b>	<b>SS22</b>	<b>RDL</b>	<b>QC Batch</b>	<b>SS51</b>	<b>RDL</b>	<b>QC Batch</b>

<b>ANIONS</b>										
Nitrite (N)	mg/L	0.0715 (1)	0.0050	8043381	0.247 (1)	0.0050	8043381	0.0121 (1)	0.0050	8043381
<b>Calculated Parameters</b>										
Filter and HNO3 Preservation	N/A	FIELD	N/A	ONSITE	FIELD	N/A	ONSITE	FIELD	N/A	ONSITE
Nitrate (N)	mg/L	29.4	1.0	8040641	138	2.0	8040641	30.6	1.0	8040641
<b>Misc. Inorganics</b>										
Fluoride (F)	mg/L	0.250	0.010	8043145	0.310	0.010	8043145	0.080	0.010	8043145
Alkalinity (Total as CaCO3)	mg/L	312	0.50	8042794	197	0.50	8042782	90.7	0.50	8042794
Alkalinity (PP as CaCO3)	mg/L	<0.50	0.50	8042794	<0.50	0.50	8042782	<0.50	0.50	8042794
Bicarbonate (HCO3)	mg/L	381	0.50	8042794	241	0.50	8042782	111	0.50	8042794
Carbonate (CO3)	mg/L	<0.50	0.50	8042794	<0.50	0.50	8042782	<0.50	0.50	8042794
Hydroxide (OH)	mg/L	<0.50	0.50	8042794	<0.50	0.50	8042782	<0.50	0.50	8042794
<b>Anions</b>										
Dissolved Sulphate (SO4)	mg/L	100	0.50	8043970	446	5.0	8043970	196	0.50	8043970
Dissolved Chloride (Cl)	mg/L	3.8	0.50	8043969	6.2	0.50	8043969	2.4	0.50	8043969
<b>Nutrients</b>										
Total Ammonia (N)	mg/L	0.073	0.0050	8043310	0.32	0.0050	8043310	0.018	0.0050	8043311
Nitrate plus Nitrite (N)	mg/L	29.5 (1)	1.0	8043380	139 (1)	2.0	8043380	30.7 (1)	1.0	8043380
<b>Physical Properties</b>										
Conductivity	uS/cm	990	1.0	8042795	2220	1.0	8042786	863	1.0	8042795
pH	pH	8.25	N/A	8042796	8.15	N/A	8042788	8.11	N/A	8042796
<b>Physical Properties</b>										
Total Dissolved Solids	mg/L	686	10	8044574	2080	10	8044574	650	10	8044574
RDL = Reportable Detection Limit N/A = Not Applicable (1) Sample analysed past hold time: sample was received on the hold time expiry date which did not allow sufficient time for preparation and analysis.										

Maxxam Job #: B581193  
Report Date: 2015/09/23

MINTO EXPLORATIONS LTD.  
Client Project #: MINTO ENV. MONITORING  
Site Location: YUKON  
Your P.O. #: 215955  
Sampler Initials: SR

**CCME DISSOLVED METALS IN WATER (WATER)**

Maxxam ID		ND5734	ND5735	ND5736	ND5737	ND5738	ND5739		
Sampling Date		2015/09/13 09:15	2015/09/13 16:25	2015/09/13 17:00	2015/09/13 17:15	2015/09/14 08:55	2015/09/14 09:25		
COC Number		2015-09-15 B	2015-09-15 B	2015-09-15 B	2015-09-15 B	2015-09-15 B	2015-09-15 B		
	<b>UNITS</b>	<b>SS12</b>	<b>SS48</b>	<b>SS49</b>	<b>SS50</b>	<b>SS39</b>	<b>SS28</b>	<b>RDL</b>	<b>QC Batch</b>

<b>Misc. Inorganics</b>									
Dissolved Hardness (CaCO3)	mg/L	518	1360	356	915	495	620	0.50	8041827
<b>Elements</b>									
Dissolved Mercury (Hg)	ug/L	<0.010	<0.010	<0.010	<0.010	<0.010	<0.010	0.010	8047640
<b>Dissolved Metals by ICPMS</b>									
Dissolved Aluminum (Al)	ug/L	3.8	8.9	5.9	5.4	6.1	15.6	3.0	8042965
Dissolved Antimony (Sb)	ug/L	<0.50	<0.50	<0.50	<0.50	<0.50	<0.50	0.50	8042965
Dissolved Arsenic (As)	ug/L	0.51	0.85	0.36	0.79	0.47	0.21	0.10	8042965
Dissolved Barium (Ba)	ug/L	51.8	113	104	120	158	79.5	1.0	8042965
Dissolved Beryllium (Be)	ug/L	<0.10	<0.10	<0.10	<0.10	<0.10	<0.10	0.10	8042965
Dissolved Bismuth (Bi)	ug/L	<1.0	<1.0	<1.0	<1.0	<1.0	<1.0	1.0	8042965
Dissolved Boron (B)	ug/L	58	218	171	163	<50	<50	50	8042965
Dissolved Cadmium (Cd)	ug/L	0.059	0.045	<0.010	0.053	0.032	<0.010	0.010	8042965
Dissolved Chromium (Cr)	ug/L	<1.0	<1.0	<1.0	<1.0	<1.0	<1.0	1.0	8042965
Dissolved Cobalt (Co)	ug/L	<0.50	<0.50	<0.50	<0.50	<0.50	<0.50	0.50	8042965
Dissolved Copper (Cu)	ug/L	44.5	24.6	17.0	43.3	40.1	3.70	0.20	8042965
Dissolved Iron (Fe)	ug/L	<5.0	15.3	<5.0	5.3	52.0	20.8	5.0	8042965
Dissolved Lead (Pb)	ug/L	<0.20	<0.20	<0.20	<0.20	<0.20	<0.20	0.20	8042965
Dissolved Lithium (Li)	ug/L	<5.0	9.9	7.6	10.4	<5.0	<5.0	5.0	8042965
Dissolved Manganese (Mn)	ug/L	27.8	190	2.1	230	82.6	2.0	1.0	8042965
Dissolved Molybdenum (Mo)	ug/L	8.7	37.0	7.3	22.0	8.6	6.8	1.0	8042965
Dissolved Nickel (Ni)	ug/L	<1.0	<1.0	<1.0	<1.0	<1.0	<1.0	1.0	8042965
Dissolved Phosphorus (P)	ug/L	<10	<10	<10	27	11	<10	10	8042965
Dissolved Selenium (Se)	ug/L	35.0	92.3	4.75	62.6	12.1	5.70	0.10	8042965
Dissolved Silicon (Si)	ug/L	4350	4500	1770	4330	6070	6280	100	8042965
Dissolved Silver (Ag)	ug/L	<0.020	0.026	<0.020	<0.020	<0.020	<0.020	0.020	8042965
Dissolved Strontium (Sr)	ug/L	4270	15500	2410	7760	2610	2750	1.0	8042965
Dissolved Thallium (Tl)	ug/L	<0.050	<0.050	<0.050	<0.050	<0.050	<0.050	0.050	8042965
Dissolved Tin (Sn)	ug/L	<5.0	<5.0	<5.0	<5.0	<5.0	<5.0	5.0	8042965
Dissolved Titanium (Ti)	ug/L	<5.0	<5.0	<5.0	<5.0	<5.0	<5.0	5.0	8042965
Dissolved Uranium (U)	ug/L	5.24	17.1	3.11	8.24	4.75	3.31	0.10	8042965
Dissolved Vanadium (V)	ug/L	<5.0	<5.0	<5.0	<5.0	<5.0	<5.0	5.0	8042965
Dissolved Zinc (Zn)	ug/L	<5.0	<5.0	<5.0	<5.0	<5.0	<5.0	5.0	8042965
Dissolved Zirconium (Zr)	ug/L	<0.50	<0.50	<0.50	<0.50	<0.50	<0.50	0.50	8042965
Dissolved Calcium (Ca)	mg/L	163	271	87.3	197	137	168	0.050	8040639

RDL = Reportable Detection Limit



Maxxam Job #: B581193  
Report Date: 2015/09/23

MINTO EXPLORATIONS LTD.  
Client Project #: MINTO ENV. MONITORING  
Site Location: YUKON  
Your P.O. #: 215955  
Sampler Initials: SR

**CCME DISSOLVED METALS IN WATER (WATER)**

Maxxam ID		ND5734	ND5735	ND5736	ND5737	ND5738	ND5739		
Sampling Date		2015/09/13 09:15	2015/09/13 16:25	2015/09/13 17:00	2015/09/13 17:15	2015/09/14 08:55	2015/09/14 09:25		
COC Number		2015-09-15 B	2015-09-15 B	2015-09-15 B	2015-09-15 B	2015-09-15 B	2015-09-15 B		
	UNITS	SS12	SS48	SS49	SS50	SS39	SS28	RDL	QC Batch
Dissolved Magnesium (Mg)	mg/L	26.8	167	33.5	103	37.1	48.4	0.050	8040639
Dissolved Potassium (K)	mg/L	2.79	11.1	12.4	12.9	5.21	4.99	0.050	8040639
Dissolved Sodium (Na)	mg/L	21.3	88.4	28.6	61.8	23.1	29.6	0.050	8040639
Dissolved Sulphur (S)	mg/L	85.1	164	38.1	87.1	55.6	2130	3.0	8040639
RDL = Reportable Detection Limit									

Maxxam Job #: B581193  
Report Date: 2015/09/23

MINTO EXPLORATIONS LTD.  
Client Project #: MINTO ENV. MONITORING  
Site Location: YUKON  
Your P.O. #: 215955  
Sampler Initials: SR

**CCME DISSOLVED METALS IN WATER (WATER)**

Maxxam ID		ND5740	ND5741	ND5742	ND5743	ND5744	ND5745		
Sampling Date		2015/09/14 09:40	2015/09/14 09:55	2015/09/14 10:15	2015/09/14 10:25	2015/09/14 10:50	2015/09/14 13:20		
COC Number		2015-09-15 B	2015-09-15 B	2015-09-15 B	2015-09-15 B	2015-09-15 B	2015-09-15 B		
	UNITS	SS29	SS30	SS43	SS31	SS22	SS51	RDL	QC Batch

Misc. Inorganics									
Dissolved Hardness (CaCO3)	mg/L	744	567	517	540	1150	506	0.50	8041827
Elements									
Dissolved Mercury (Hg)	ug/L	<0.010	<0.010	<0.010	<0.010	<0.010	<0.010	0.010	8047640
Dissolved Metals by ICPMS									
Dissolved Aluminum (Al)	ug/L	4.6	10.3	6.1	5.1	8.8	9.5	3.0	8042965
Dissolved Antimony (Sb)	ug/L	<0.50	<0.50	<0.50	<0.50	<0.50	<0.50	0.50	8042965
Dissolved Arsenic (As)	ug/L	0.34	0.31	0.25	0.18	0.41	0.19	0.10	8042965
Dissolved Barium (Ba)	ug/L	104	108	105	96.9	490	261	1.0	8042965
Dissolved Beryllium (Be)	ug/L	<0.10	<0.10	<0.10	<0.10	<0.10	<0.10	0.10	8042965
Dissolved Bismuth (Bi)	ug/L	<1.0	<1.0	<1.0	<1.0	<1.0	<1.0	1.0	8042965
Dissolved Boron (B)	ug/L	<50	<50	<50	<50	<50	<50	50	8042965
Dissolved Cadmium (Cd)	ug/L	<0.010	<0.010	0.019	0.049	0.533	0.010	0.010	8042965
Dissolved Chromium (Cr)	ug/L	<1.0	<1.0	<1.0	<1.0	<1.0	<1.0	1.0	8042965
Dissolved Cobalt (Co)	ug/L	<0.50	<0.50	<0.50	<0.50	1.51	<0.50	0.50	8042965
Dissolved Copper (Cu)	ug/L	4.06	36.3	106	47.7	308	3.81	0.20	8042965
Dissolved Iron (Fe)	ug/L	<5.0	14.6	5.8	110	17.0	11.0	5.0	8042965
Dissolved Lead (Pb)	ug/L	<0.20	<0.20	<0.20	<0.20	<0.20	<0.20	0.20	8042965
Dissolved Lithium (Li)	ug/L	<5.0	<5.0	<5.0	<5.0	5.2	<5.0	5.0	8042965
Dissolved Manganese (Mn)	ug/L	<1.0	3.4	<1.0	478	1560	9.7	1.0	8042965
Dissolved Molybdenum (Mo)	ug/L	6.4	4.2	3.4	4.3	2.1	<1.0	1.0	8042965
Dissolved Nickel (Ni)	ug/L	<1.0	<1.0	<1.0	<1.0	<1.0	<1.0	1.0	8042965
Dissolved Phosphorus (P)	ug/L	<10	20	18	11	25	10	10	8042965
Dissolved Selenium (Se)	ug/L	18.8	7.24	5.89	6.79	51.5	23.6	0.10	8042965
Dissolved Silicon (Si)	ug/L	5670	9150	7870	7850	7910	5440	100	8042965
Dissolved Silver (Ag)	ug/L	<0.020	<0.020	<0.020	<0.020	<0.020	<0.020	0.020	8042965
Dissolved Strontium (Sr)	ug/L	4190	1370	810	922	7750	1210	1.0	8042965
Dissolved Thallium (Tl)	ug/L	<0.050	<0.050	<0.050	<0.050	<0.050	<0.050	0.050	8042965
Dissolved Tin (Sn)	ug/L	<5.0	<5.0	<5.0	<5.0	<5.0	<5.0	5.0	8042965
Dissolved Titanium (Ti)	ug/L	<5.0	<5.0	<5.0	<5.0	<5.0	<5.0	5.0	8042965
Dissolved Uranium (U)	ug/L	2.68	3.92	5.12	6.30	1.55	0.12	0.10	8042965
Dissolved Vanadium (V)	ug/L	<5.0	<5.0	<5.0	<5.0	<5.0	<5.0	5.0	8042965
Dissolved Zinc (Zn)	ug/L	<5.0	<5.0	<5.0	<5.0	10.6	<5.0	5.0	8042965
Dissolved Zirconium (Zr)	ug/L	<0.50	<0.50	<0.50	<0.50	<0.50	<0.50	0.50	8042965
Dissolved Calcium (Ca)	mg/L	202	163	151	164	322	129	0.050	8040639

RDL = Reportable Detection Limit

Maxxam Job #: B581193  
Report Date: 2015/09/23

MINTO EXPLORATIONS LTD.  
Client Project #: MINTO ENV. MONITORING  
Site Location: YUKON  
Your P.O. #: 215955  
Sampler Initials: SR

**CCME DISSOLVED METALS IN WATER (WATER)**

Maxxam ID		ND5740	ND5741	ND5742	ND5743	ND5744	ND5745		
Sampling Date		2015/09/14 09:40	2015/09/14 09:55	2015/09/14 10:15	2015/09/14 10:25	2015/09/14 10:50	2015/09/14 13:20		
COC Number		2015-09-15 B	2015-09-15 B	2015-09-15 B	2015-09-15 B	2015-09-15 B	2015-09-15 B		
	UNITS	SS29	SS30	SS43	SS31	SS22	SS51	RDL	QC Batch
Dissolved Magnesium (Mg)	mg/L	58.3	38.5	34.2	31.5	84.8	44.5	0.050	8040639
Dissolved Potassium (K)	mg/L	6.70	5.08	4.79	5.16	11.9	5.07	0.050	8040639
Dissolved Sodium (Na)	mg/L	39.5	15.6	13.8	13.2	48.3	21.9	0.050	8040639
Dissolved Sulphur (S)	mg/L	147	38.0	39.3	37.2	190	101	3.0	8040639
RDL = Reportable Detection Limit									

Maxxam Job #: B581193  
Report Date: 2015/09/23

MINTO EXPLORATIONS LTD.  
Client Project #: MINTO ENV. MONITORING  
Site Location: YUKON  
Your P.O. #: 215955  
Sampler Initials: SR

### GENERAL COMMENTS

Effective October 1, 2013, the BC MOE SAMPLE PRESERVATION & HOLDING TIME REQUIREMENTS states that Mercury in water requires a glass or PTFE container with Hydrochloric Acid (HCl) preservation. Sample containers and preservation received were not in compliance. Maxxam added HCl to stabilize Mercury in these samples prior to analysis.

**Results relate only to the items tested.**

Maxxam Job #: B581193  
Report Date: 2015/09/23

**QUALITY ASSURANCE REPORT**

MINTO EXPLORATIONS LTD.  
Client Project #: MINTO ENV. MONITORING  
Site Location: YUKON  
Your P.O. #: 215955  
Sampler Initials: SR

QC Batch	Parameter	Date	Matrix Spike		Spiked Blank		Method Blank		RPD	
			% Recovery	QC Limits	% Recovery	QC Limits	Value	UNITS	Value (%)	QC Limits
8042511	Total Dissolved Solids	2015/09/21	100	80 - 120	90	80 - 120	<10	mg/L	1.9	20
8042782	Alkalinity (PP as CaCO3)	2015/09/19					<0.50	mg/L	NC	20
8042782	Alkalinity (Total as CaCO3)	2015/09/19	104	80 - 120	96	80 - 120	<0.50	mg/L	1.6	20
8042782	Bicarbonate (HCO3)	2015/09/19					<0.50	mg/L	1.6	20
8042782	Carbonate (CO3)	2015/09/19					<0.50	mg/L	NC	20
8042782	Hydroxide (OH)	2015/09/19					<0.50	mg/L	NC	20
8042786	Conductivity	2015/09/19			100	80 - 120	1.1, RDL=1.0	uS/cm	1.1	20
8042788	pH	2015/09/19			102	97 - 103			0.12	N/A
8042794	Alkalinity (PP as CaCO3)	2015/09/19					<0.50	mg/L		
8042794	Alkalinity (Total as CaCO3)	2015/09/19	NC	80 - 120	92	80 - 120	0.69, RDL=0.50	mg/L		
8042794	Bicarbonate (HCO3)	2015/09/19					0.84, RDL=0.50	mg/L		
8042794	Carbonate (CO3)	2015/09/19					<0.50	mg/L		
8042794	Hydroxide (OH)	2015/09/19					<0.50	mg/L		
8042795	Conductivity	2015/09/19			101	80 - 120	1.5, RDL=1.0	uS/cm		
8042796	pH	2015/09/19			102	97 - 103				
8042965	Dissolved Aluminum (Al)	2015/09/21	101	80 - 120	109	80 - 120	<3.0	ug/L	NC	20
8042965	Dissolved Antimony (Sb)	2015/09/21	99	80 - 120	100	80 - 120	<0.50	ug/L	NC	20
8042965	Dissolved Arsenic (As)	2015/09/21	110	80 - 120	98	80 - 120	<0.10	ug/L	NC	20
8042965	Dissolved Barium (Ba)	2015/09/21	NC	80 - 120	105	80 - 120	<1.0	ug/L	2.7	20
8042965	Dissolved Beryllium (Be)	2015/09/21	103	80 - 120	105	80 - 120	<0.10	ug/L	NC	20
8042965	Dissolved Bismuth (Bi)	2015/09/21	95	80 - 120	99	80 - 120	<1.0	ug/L	NC	20
8042965	Dissolved Boron (B)	2015/09/21					<50	ug/L	NC	20
8042965	Dissolved Cadmium (Cd)	2015/09/21	96	80 - 120	100	80 - 120	<0.010	ug/L	5.0	20
8042965	Dissolved Chromium (Cr)	2015/09/21	98	80 - 120	98	80 - 120	<1.0	ug/L	NC	20
8042965	Dissolved Cobalt (Co)	2015/09/21	92	80 - 120	96	80 - 120	<0.50	ug/L	NC	20
8042965	Dissolved Copper (Cu)	2015/09/21	NC	80 - 120	98	80 - 120	<0.20	ug/L	4.9	20
8042965	Dissolved Iron (Fe)	2015/09/21	106	80 - 120	116	80 - 120	<5.0	ug/L	NC	20
8042965	Dissolved Lead (Pb)	2015/09/21	94	80 - 120	97	80 - 120	<0.20	ug/L	NC	20
8042965	Dissolved Lithium (Li)	2015/09/21	107	80 - 120	102	80 - 120	<5.0	ug/L	NC	20
8042965	Dissolved Manganese (Mn)	2015/09/21	NC	80 - 120	101	80 - 120	<1.0	ug/L	1.3	20

Maxxam Job #: B581193  
Report Date: 2015/09/23

**QUALITY ASSURANCE REPORT(CONT'D)**

MINTO EXPLORATIONS LTD.  
Client Project #: MINTO ENV. MONITORING  
Site Location: YUKON  
Your P.O. #: 215955  
Sampler Initials: SR

QC Batch	Parameter	Date	Matrix Spike		Spiked Blank		Method Blank		RPD	
			% Recovery	QC Limits	% Recovery	QC Limits	Value	UNITS	Value (%)	QC Limits
8042965	Dissolved Molybdenum (Mo)	2015/09/21	NC	80 - 120	97	80 - 120	<1.0	ug/L	0.53	20
8042965	Dissolved Nickel (Ni)	2015/09/21	94	80 - 120	101	80 - 120	<1.0	ug/L	NC	20
8042965	Dissolved Phosphorus (P)	2015/09/21					<10	ug/L	NC	20
8042965	Dissolved Selenium (Se)	2015/09/21	NC	80 - 120	101	80 - 120	<0.10	ug/L	0.93	20
8042965	Dissolved Silicon (Si)	2015/09/21					<100	ug/L	4.1	20
8042965	Dissolved Silver (Ag)	2015/09/21	98	80 - 120	102	80 - 120	<0.020	ug/L	NC	20
8042965	Dissolved Strontium (Sr)	2015/09/21	NC	80 - 120	107	80 - 120	<1.0	ug/L	0.99	20
8042965	Dissolved Thallium (Tl)	2015/09/21	97	80 - 120	98	80 - 120	<0.050	ug/L	NC	20
8042965	Dissolved Tin (Sn)	2015/09/21	104	80 - 120	99	80 - 120	<5.0	ug/L	NC	20
8042965	Dissolved Titanium (Ti)	2015/09/21	104	80 - 120	103	80 - 120	<5.0	ug/L	NC	20
8042965	Dissolved Uranium (U)	2015/09/21	NC	80 - 120	98	80 - 120	<0.10	ug/L	2.2	20
8042965	Dissolved Vanadium (V)	2015/09/21	97	80 - 120	95	80 - 120	<5.0	ug/L	NC	20
8042965	Dissolved Zinc (Zn)	2015/09/21	84	80 - 120	96	80 - 120	<5.0	ug/L	NC	20
8042965	Dissolved Zirconium (Zr)	2015/09/21					<0.50	ug/L	NC	20
8043145	Fluoride (F)	2015/09/18	NC	80 - 120	100	80 - 120	<0.010	mg/L	1.3	20
8043310	Total Ammonia (N)	2015/09/18	NC	80 - 120	92	80 - 120	<0.0050	mg/L	0.037	20
8043311	Total Ammonia (N)	2015/09/18	NC	80 - 120	94	80 - 120	<0.0050	mg/L	1.8	20
8043376	Nitrate plus Nitrite (N)	2015/09/18	NC	80 - 120	93	80 - 120	<0.020	mg/L	0.45	25
8043377	Nitrite (N)	2015/09/18	NC	80 - 120	95	80 - 120	<0.0050	mg/L	1.2	20
8043380	Nitrate plus Nitrite (N)	2015/09/18	NC	80 - 120	100	80 - 120	<0.020	mg/L	1.4	25
8043381	Nitrite (N)	2015/09/18	NC	80 - 120	97	80 - 120	<0.0050	mg/L	0.12	20
8043969	Dissolved Chloride (Cl)	2015/09/18	105	80 - 120	99	80 - 120	<0.50	mg/L	1.5	20
8043970	Dissolved Sulphate (SO4)	2015/09/18	NC	80 - 120	90	80 - 120	0.55, RDL=0.50	mg/L	2.7	20
8043971	Dissolved Chloride (Cl)	2015/09/18	NC	80 - 120	97	80 - 120	<0.50	mg/L	NC	20
8043972	Dissolved Sulphate (SO4)	2015/09/18	NC	80 - 120	92	80 - 120	0.81, RDL=0.50	mg/L	NC	20
8044574	Total Dissolved Solids	2015/09/22	101	80 - 120	114	80 - 120	12, RDL=10	mg/L	0.84	20
8046102	Dissolved Sulphate (SO4)	2015/09/21			98	80 - 120	<0.50	mg/L		
8046126	Total Dissolved Solids	2015/09/23	103	80 - 120	104	80 - 120	<10	mg/L	1.7	20

Maxxam Job #: B581193  
Report Date: 2015/09/23

**QUALITY ASSURANCE REPORT(CONT'D)**

MINTO EXPLORATIONS LTD.  
Client Project #: MINTO ENV. MONITORING  
Site Location: YUKON  
Your P.O. #: 215955  
Sampler Initials: SR

QC Batch	Parameter	Date	Matrix Spike		Spiked Blank		Method Blank		RPD	
			% Recovery	QC Limits	% Recovery	QC Limits	Value	UNITS	Value (%)	QC Limits
8047640	Dissolved Mercury (Hg)	2015/09/23	110	80 - 120	105	80 - 120	<0.010	ug/L	NC	20

N/A = Not Applicable

Duplicate: Paired analysis of a separate portion of the same sample. Used to evaluate the variance in the measurement.

Matrix Spike: A sample to which a known amount of the analyte of interest has been added. Used to evaluate sample matrix interference.

Spiked Blank: A blank matrix sample to which a known amount of the analyte, usually from a second source, has been added. Used to evaluate method accuracy.

Method Blank: A blank matrix containing all reagents used in the analytical procedure. Used to identify laboratory contamination.

NC (Matrix Spike): The recovery in the matrix spike was not calculated. The relative difference between the concentration in the parent sample and the spiked amount was too small to permit a reliable recovery calculation (matrix spike concentration was less than 2x that of the native sample concentration).


NC (Duplicate RPD): The duplicate RPD was not calculated. The concentration in the sample and/or duplicate was too low to permit a reliable RPD calculation (one or both samples < 5x RDL).

Maxxam Job #: B581193  
Report Date: 2015/09/23

MINTO EXPLORATIONS LTD.  
Client Project #: MINTO ENV. MONITORING  
Site Location: YUKON  
Your P.O. #: 215955  
Sampler Initials: SR

### VALIDATION SIGNATURE PAGE

The analytical data and all QC contained in this report were reviewed and validated by the following individual(s).



Andy Lu, Data Validation Coordinator

---

Maxxam has procedures in place to guard against improper use of the electronic signature and have the required "signatories", as per section 5.10.2 of ISO/IEC 17025:2005(E), signing the reports. For Service Group specific validation please refer to the Validation Signature Page.





Maxxam Job #: **B581193**

[Click here to get the COC number](#)

COC #: **2015-09-15 B**

Page: **1** of **1**

Invoice To: Require Report? Yes  No

Report To:

Company Name: Minto Explorations Ltd  
 Contact Name: Elvina Wong  
 Address: Suite 900 - 999 West Hastings St  
Vancouver, B.C. PC: V6C 2W2  
 Phone / Fax#: Ph: 604-684-8894 Fax: 604-688-2120  
 E-mail: \_\_\_\_\_

Company Name: Minto Explorations Ltd  
 Contact Name: Minto Environment  
 Address: Suite 900-999 West Hastings St  
Vancouver, B.C. PC: V6C 2W2  
 Phone / Fax#: Ph: 604-684-8894 Fax: 604-688-2120  
 E-mail: minto\_environment@mintomine.com

PO #: 215955  
 Quotation #: \_\_\_\_\_  
 Project #: \_\_\_\_\_  
 Proj. Name: Minto Env. Monitoring  
 Location: Yukon  
 Sampled by: Shaun Roberts, Dan Potvin

**REGULATORY REQUIREMENTS: SERVICE REQUESTED:**

- CSR
- CCME
- BC Water Quality
- Other \_\_\_\_\_
- DRINKING WATER
- Regular Turn Around Time (TAT)  
(5 days for most tests)
- RUSH** (Please contact the lab)  
 1 Day  2 Day  3 Day  
 Date Required: \_\_\_\_\_

**SPECIAL INSTRUCTIONS:**

Return Cooler  Ship Sample Bottles (please specify)

**ANALYSIS REQUESTED**

Sample Identification	Lab Identification	Sample Type	Date/Time(24hr) Sampled	Field Filled?	Field Acidified?	Field Acidified?	Nitrite	Ammonia	Total Suspended Solids (TSS)	pH	Conductivity	Chloride	Fluoride	Sulphate	Phosphate	DOC (Diss'd Organic Carbon)	TOC (Total Organic Carbon)	Ra 226	Number of Containers	
				Y	N	Y	N	Y	N	Y	N	Y	N	Y	N	Y	N	Y		N
1 SS12	NDS 734	Water	15/09/13 9:15	X	X	X	X	X	X	X	X									3
2 SS48	NDS 735	Water	15/09/13 16:25	X	X	X	X	X	X	X	X									3
3 SS49	NDS 736	Water	15/09/13 17:00	X	X	X	X	X	X	X	X									3
4 SS50	NDS 737	Water	15/09/13 17:15	X	X	X	X	X	X	X	X									3
5 SS39	NDS 738	Water	15/09/14 8:55	X	X	X	X	X	X	X	X									3
6 SS28	NDS 739	Water	15/09/14 9:25	X	X	X	X	X	X	X	X									3
7 SS29	NDS 740	Water	15/09/14 9:40	X	X	X	X	X	X	X	X									3
8 SS30	NDS 741	Water	15/09/14 9:55	X	X	X	X	X	X	X	X									3
9 SS43	NDS 742	Water	15/09/14 10:15	X	X	X	X	X	X	X	X									3
10 SS31	NDS 743	Water	15/09/14 10:25	X	X	X	X	X	X	X	X									3
11 SS22	NDS 744	Water	15/09/14 10:50	X	X	X	X	X	X	X	X									3
12 SS51	NDS 745	Water	15/09/14 13:20	X	X	X	X	X	X	X	X									3



B581193

Print name and sign			Print name and sign			Laboratory Use Only						
*Relinquished By:	Date (yy/mm/dd):	Time (24hr):	Received by:	Date (yy/mm/dd):	Time (24 hr):	Time Sensitive	Temperature on Receipt (°C)			Custody Seal	Yes	No
Shaun Roberts	15/09/15	8:30	<i>Laurel Bamer</i>	2015/09/17	10:00	<input checked="" type="checkbox"/>	A) 5	B) 4	C) 6	Present?	<input type="checkbox"/>	<input checked="" type="checkbox"/>
							Just sampled & rec'd on ice: <input type="checkbox"/>			Intact?	<input type="checkbox"/>	<input checked="" type="checkbox"/>

IT IS THE RESPONSIBILITY OF THE RELINQUISHER TO ENSURE THE ACCURACY OF THE CHAIN OF CUSTODY RECORDS. AN INCOMPLETE CHAIN OF CUSTODY MAY RESULT IN ANALYTICAL TAT DELAYS.

Your P.O. #: 215955  
 Your Project #: MINTO ENV. MONITORING  
 Site Location: YUKON  
 Your C.O.C. #: 2015-09-15 C

**Attention:MINTO DISTRIBUTION LIST**

MINTO EXPLORATIONS LTD.  
 Yukon/Whitehorse  
 2 - 25 Pilgrim Way  
 Whitehorse, YT  
 CANADA Y1A 6E6

**Report Date: 2015/09/24**  
 Report #: R2047077  
 Version: 1 - Final

**CERTIFICATE OF ANALYSIS**

**MAXXAM JOB #: B581208**

**Received: 2015/09/17, 10:00**

Sample Matrix: Water  
 # Samples Received: 6

Analyses	Quantity	Date	Date	Laboratory Method	Analytical Method
		Extracted	Analyzed		
Alkalinity - Water	5	2015/09/18	2015/09/19	BBY6SOP-00026	SM 22 2320 B m
Alkalinity - Water	1	2015/09/19	2015/09/19	BBY6SOP-00026	SM 22 2320 B m
Chloride by Automated Colourimetry	6	N/A	2015/09/18	BBY6SOP-00011	SM 22 4500-Cl- G m
Conductance - water	6	N/A	2015/09/19	BBY6SOP-00026	SM 22 2510 B m
Fluoride	6	N/A	2015/09/18	BBY6SOP-00048	SM 22 4500-F C m
Hardness (calculated as CaCO3)	6	N/A	2015/09/22	BBY7SOP-00002	EPA 6020a R1 m
Mercury (Dissolved) by CVAf	6	N/A	2015/09/23	BBY7SOP-00015	BCMOE BCLM Oct2013 m
Na, K, Ca, Mg, S by CRC ICPMS (diss.)	6	N/A	2015/09/22	BBY7SOP-00002	EPA 6020A R1 m
Elements by CRC ICPMS (dissolved)	6	N/A	2015/09/21	BBY7SOP-00002	EPA 6020A R1 m
Ammonia-N (Preserved)	5	N/A	2015/09/18	BBY6SOP-00009	SM 22 4500-NH3- G m
Ammonia-N (Preserved)	1	N/A	2015/09/23	BBY6SOP-00009	SM 22 4500-NH3- G m
Nitrate + Nitrite (N)	6	N/A	2015/09/18	BBY6SOP-00010	SM 22 4500-NO3- I m
Nitrite (N) by CFA	6	N/A	2015/09/18	BBY6SOP-00010	SM 22 4500-NO3- I m
Nitrogen - Nitrate (as N)	6	N/A	2015/09/19	BBY6SOP-00010	SM 22 4500-NO3 I m
Filter and HNO3 Preserve for Metals	6	N/A	2015/09/21	BBY7 WI-00004	BCMOE Reqs 08/14
pH Water (1)	6	N/A	2015/09/19	BBY6SOP-00026	SM 22 4500-H+ B m
Sulphate by Automated Colourimetry	4	N/A	2015/09/18	BBY6SOP-00017	SM 22 4500-SO42- E m
Sulphate by Automated Colourimetry	2	N/A	2015/09/21	BBY6SOP-00017	SM 22 4500-SO42- E m
Total Dissolved Solids (Filt. Residue)	2	2015/09/18	2015/09/21	BBY6SOP-00033	SM 22 2540 C m
Total Dissolved Solids (Filt. Residue)	4	2015/09/21	2015/09/22	BBY6SOP-00033	SM 22 2540 C m

Reference Method suffix "m" indicates test methods incorporate validated modifications from specific reference methods to improve performance.

\* RPDs calculated using raw data. The rounding of final results may result in the apparent difference.

(1) The BC-MOE and APHA Standard Method require pH to be analysed within 15 minutes of sampling and therefore field analysis is required for compliance. All Laboratory pH analyses in this report are reported past the BC-MOE/APHA Standard Method holding time.

Your P.O. #: 215955  
Your Project #: MINTO ENV. MONITORING  
Site Location: YUKON  
Your C.O.C. #: 2015-09-15 C

**Attention:MINTO DISTRIBUTION LIST**

MINTO EXPLORATIONS LTD.  
Yukon/Whitehorse  
2 - 25 Pilgrim Way  
Whitehorse, YT  
CANADA Y1A 6E6

**Report Date: 2015/09/24**  
Report #: R2047077  
Version: 1 - Final

**CERTIFICATE OF ANALYSIS**

**MAXXAM JOB #: B581208**  
**Received: 2015/09/17, 10:00**

Encryption Key

Please direct all questions regarding this Certificate of Analysis to your Project Manager.  
Morgan Melnychuk, Burnaby Project Manager  
Email: MMelnychuk@maxxam.ca  
Phone# (604)638-8034 Ext:8034

=====  
This report has been generated and distributed using a secure automated process.

Maxxam has procedures in place to guard against improper use of the electronic signature and have the required "signatories", as per section 5.10.2 of ISO/IEC 17025:2005(E), signing the reports. For Service Group specific validation please refer to the Validation Signature Page.

Maxxam Job #: B581208  
Report Date: 2015/09/24

MINTO EXPLORATIONS LTD.  
Client Project #: MINTO ENV. MONITORING  
Site Location: YUKON  
Your P.O. #: 215955  
Sampler Initials: SR

**RESULTS OF CHEMICAL ANALYSES OF WATER**

Maxxam ID		ND5797		ND5798			ND5799		
Sampling Date		2015/09/14 13:40		2015/09/14 13:45			2015/09/14 14:40		
COC Number		2015-09-15 C		2015-09-15 C			2015-09-15 C		
	<b>UNITS</b>	<b>SS44</b>	<b>RDL</b>	<b>SS52</b>	<b>RDL</b>	<b>QC Batch</b>	<b>W38</b>	<b>RDL</b>	<b>QC Batch</b>
<b>ANIONS</b>									
Nitrite (N)	mg/L	0.0163 (1)	0.0050	0.0103 (1)	0.0050	8043368	0.0148 (1)	0.0050	8043377
<b>Calculated Parameters</b>									
Filter and HNO3 Preservation	N/A	FIELD	N/A	FIELD	N/A	ONSITE	FIELD	N/A	ONSITE
Nitrate (N)	mg/L	48.8	1.0	19.2	0.20	8040641	32.4	0.40	8040641
<b>Misc. Inorganics</b>									
Fluoride (F)	mg/L	0.068	0.010	0.092	0.010	8043142	0.300	0.010	8043142
Alkalinity (Total as CaCO3)	mg/L	69.6	0.50	215	0.50	8042765	247	0.50	8042765
Alkalinity (PP as CaCO3)	mg/L	<0.50	0.50	<0.50	0.50	8042765	5.04	0.50	8042765
Bicarbonate (HCO3)	mg/L	84.9	0.50	262	0.50	8042765	289	0.50	8042765
Carbonate (CO3)	mg/L	<0.50	0.50	<0.50	0.50	8042765	6.05	0.50	8042765
Hydroxide (OH)	mg/L	<0.50	0.50	<0.50	0.50	8042765	<0.50	0.50	8042765
<b>Anions</b>									
Dissolved Sulphate (SO4)	mg/L	530	5.0	71.1	0.50	8043968	161	0.50	8046102
Dissolved Chloride (Cl)	mg/L	2.4	0.50	2.1	0.50	8043967	7.9	0.50	8043967
<b>Nutrients</b>									
Total Ammonia (N)	mg/L	0.14	0.0050	0.032	0.0050	8043310	0.029	0.0050	8043310
Nitrate plus Nitrite (N)	mg/L	48.9 (1)	1.0	19.2 (1)	0.20	8043360	32.4 (1)	0.40	8043376
<b>Physical Properties</b>									
Conductivity	uS/cm	1490	1.0	701	1.0	8042775	1010	1.0	8042775
pH	pH	7.79	N/A	8.25	N/A	8042777	8.40	N/A	8042777
<b>Physical Properties</b>									
Total Dissolved Solids	mg/L	1200	10	462	10	8044644	704	10	8044574
RDL = Reportable Detection Limit N/A = Not Applicable (1) Sample analysed past hold time: sample was received on the hold time expiry date which did not allow sufficient time for preparation and analysis.									

Maxxam Job #: B581208  
Report Date: 2015/09/24

MINTO EXPLORATIONS LTD.  
Client Project #: MINTO ENV. MONITORING  
Site Location: YUKON  
Your P.O. #: 215955  
Sampler Initials: SR

**RESULTS OF CHEMICAL ANALYSES OF WATER**

Maxxam ID		ND5800			ND5801			ND5802		
Sampling Date		2015/09/12			2015/09/14 08:55			2015/09/14		
COC Number		2015-09-15 C			2015-09-15 C			2015-09-15 C		
	UNITS	DUP	RDL	QC Batch	F-BL	RDL	QC Batch	DUP	RDL	QC Batch
<b>ANIONS</b>										
Nitrite (N)	mg/L	0.0145 (1)	0.0050	8043368	<0.0050 (2)	0.0050	8043377	0.0087 (2)	0.0050	8043368
<b>Calculated Parameters</b>										
Filter and HNO3 Preservation	N/A	FIELD	N/A	ONSITE	FIELD	N/A	ONSITE	FIELD	N/A	ONSITE
Nitrate (N)	mg/L	76.9	1.0	8040641	<0.020	0.020	8040641	19.7	0.40	8040641
<b>Misc. Inorganics</b>										
Fluoride (F)	mg/L	0.370	0.010	8043142	<0.010	0.010	8043142	0.082	0.010	8043142
Alkalinity (Total as CaCO3)	mg/L	298	0.50	8042765	0.71	0.50	8043914	218	0.50	8042765
Alkalinity (PP as CaCO3)	mg/L	<0.50	0.50	8042765	<0.50	0.50	8043914	<0.50	0.50	8042765
Bicarbonate (HCO3)	mg/L	363	0.50	8042765	0.87	0.50	8043914	266	0.50	8042765
Carbonate (CO3)	mg/L	<0.50	0.50	8042765	<0.50	0.50	8043914	<0.50	0.50	8042765
Hydroxide (OH)	mg/L	<0.50	0.50	8042765	<0.50	0.50	8043914	<0.50	0.50	8042765
<b>Anions</b>										
Dissolved Sulphate (SO4)	mg/L	328	5.0	8043968	0.62	0.50	8043968	77.1	0.50	8046102
Dissolved Chloride (Cl)	mg/L	9.7	0.50	8043967	<0.50	0.50	8043967	2.2	0.50	8043967
<b>Nutrients</b>										
Total Ammonia (N)	mg/L	0.022	0.0050	8043308	0.023	0.0050	8048229	0.019	0.0050	8043308
Nitrate plus Nitrite (N)	mg/L	76.9 (1)	1.0	8043360	<0.020 (2)	0.020	8043376	19.7 (2)	0.40	8043360
<b>Physical Properties</b>										
Conductivity	uS/cm	1750	1.0	8042775	<1.0	1.0	8043913	707	1.0	8042775
pH	pH	8.02	N/A	8042777	6.58	N/A	8042777	8.29	N/A	8042777
<b>Physical Properties</b>										
Total Dissolved Solids	mg/L	1360	10	8042511	<10	10	8044644	420	10	8042511
RDL = Reportable Detection Limit N/A = Not Applicable (1) Sample arrived to laboratory past recommended hold time. (2) Sample analysed past hold time: sample was received on the hold time expiry date which did not allow sufficient time for preparation and analysis.										

Maxxam Job #: B581208  
Report Date: 2015/09/24

MINTO EXPLORATIONS LTD.  
Client Project #: MINTO ENV. MONITORING  
Site Location: YUKON  
Your P.O. #: 215955  
Sampler Initials: SR

**CCME DISSOLVED METALS IN WATER (WATER)**

Maxxam ID		ND5797	ND5798	ND5799	ND5800	ND5801	ND5802		
Sampling Date		2015/09/14 13:40	2015/09/14 13:45	2015/09/14 14:40	2015/09/12	2015/09/14 08:55	2015/09/14		
COC Number		2015-09-15 C	2015-09-15 C	2015-09-15 C	2015-09-15 C	2015-09-15 C	2015-09-15 C		
	<b>UNITS</b>	<b>SS44</b>	<b>SS52</b>	<b>W38</b>	<b>DUP</b>	<b>F-BL</b>	<b>DUP</b>	<b>RDL</b>	<b>QC Batch</b>

<b>Misc. Inorganics</b>									
Dissolved Hardness (CaCO3)	mg/L	719	356	507	918	<0.50	357	0.50	8040636
<b>Elements</b>									
Dissolved Mercury (Hg)	ug/L	<0.010	<0.010	<0.010	<0.010	<0.010	<0.010	0.010	8047640
<b>Dissolved Metals by ICPMS</b>									
Dissolved Aluminum (Al)	ug/L	13.5	9.9	12.3	9.4	<3.0	8.0	3.0	8042551
Dissolved Antimony (Sb)	ug/L	1.87	1.31	1.07	0.86	<0.50	0.76	0.50	8042551
Dissolved Arsenic (As)	ug/L	0.23	0.23	0.37	0.33	<0.10	0.18	0.10	8042551
Dissolved Barium (Ba)	ug/L	129	311	149	60.9	<1.0	313	1.0	8042551
Dissolved Beryllium (Be)	ug/L	<0.10	<0.10	<0.10	<0.10	<0.10	<0.10	0.10	8042551
Dissolved Bismuth (Bi)	ug/L	<1.0	<1.0	<1.0	<1.0	<1.0	<1.0	1.0	8042551
Dissolved Boron (B)	ug/L	<50	<50	<50	63	<50	<50	50	8042551
Dissolved Cadmium (Cd)	ug/L	0.015	<0.010	0.047	0.079	<0.010	<0.010	0.010	8042551
Dissolved Chromium (Cr)	ug/L	<1.0	<1.0	<1.0	<1.0	<1.0	<1.0	1.0	8042551
Dissolved Cobalt (Co)	ug/L	<0.50	<0.50	<0.50	<0.50	<0.50	<0.50	0.50	8042551
Dissolved Copper (Cu)	ug/L	1.31	3.27	63.4	128	<0.20	3.33	0.20	8042551
Dissolved Iron (Fe)	ug/L	10.5	10.8	60.8	7.1	<5.0	7.4	5.0	8042551
Dissolved Lead (Pb)	ug/L	<0.20	<0.20	<0.20	<0.20	<0.20	<0.20	0.20	8042551
Dissolved Lithium (Li)	ug/L	5.0	<5.0	<5.0	6.0	<5.0	<5.0	5.0	8042551
Dissolved Manganese (Mn)	ug/L	239	41.1	83.2	92.0	<1.0	36.1	1.0	8042551
Dissolved Molybdenum (Mo)	ug/L	<1.0	<1.0	5.5	8.9	<1.0	<1.0	1.0	8042551
Dissolved Nickel (Ni)	ug/L	<1.0	<1.0	<1.0	<1.0	<1.0	<1.0	1.0	8042551
Dissolved Phosphorus (P)	ug/L	11	45	20	40	<10	41	10	8042551
Dissolved Selenium (Se)	ug/L	42.2	8.61	9.03	47.1	<0.10	8.28	0.10	8042551
Dissolved Silicon (Si)	ug/L	3970	4380	6510	6900	<100	4230	100	8042551
Dissolved Silver (Ag)	ug/L	0.099	0.045	0.034	0.054	<0.020	<0.020	0.020	8042551
Dissolved Strontium (Sr)	ug/L	1580	719	1980	4820	<1.0	715	1.0	8042551
Dissolved Thallium (Tl)	ug/L	<0.050	<0.050	<0.050	<0.050	<0.050	<0.050	0.050	8042551
Dissolved Tin (Sn)	ug/L	<5.0	<5.0	<5.0	<5.0	<5.0	<5.0	5.0	8042551
Dissolved Titanium (Ti)	ug/L	<5.0	<5.0	<5.0	<5.0	<5.0	<5.0	5.0	8042551
Dissolved Uranium (U)	ug/L	<0.10	0.58	3.67	10.1	<0.10	0.76	0.10	8042551
Dissolved Vanadium (V)	ug/L	<5.0	<5.0	<5.0	<5.0	<5.0	<5.0	5.0	8042551
Dissolved Zinc (Zn)	ug/L	<5.0	<5.0	<5.0	<5.0	<5.0	<5.0	5.0	8042551
Dissolved Zirconium (Zr)	ug/L	<0.50	<0.50	<0.50	<0.50	<0.50	<0.50	0.50	8042551
Dissolved Calcium (Ca)	mg/L	170	97.0	145	255	<0.050	96.3	0.050	8040639

RDL = Reportable Detection Limit

Maxxam Job #: B581208  
Report Date: 2015/09/24

MINTO EXPLORATIONS LTD.  
Client Project #: MINTO ENV. MONITORING  
Site Location: YUKON  
Your P.O. #: 215955  
Sampler Initials: SR

**CCME DISSOLVED METALS IN WATER (WATER)**

Maxxam ID		ND5797	ND5798	ND5799	ND5800	ND5801	ND5802		
Sampling Date		2015/09/14 13:40	2015/09/14 13:45	2015/09/14 14:40	2015/09/12	2015/09/14 08:55	2015/09/14		
COC Number		2015-09-15 C	2015-09-15 C	2015-09-15 C	2015-09-15 C	2015-09-15 C	2015-09-15 C		
	UNITS	SS44	SS52	W38	DUP	F-BL	DUP	RDL	QC Batch
Dissolved Magnesium (Mg)	mg/L	71.5	27.6	35.3	68.1	<0.050	28.3	0.050	8040639
Dissolved Potassium (K)	mg/L	6.32	2.00	5.20	7.31	<0.050	1.94	0.050	8040639
Dissolved Sodium (Na)	mg/L	43.6	8.08	18.4	43.1	<0.050	8.35	0.050	8040639
Dissolved Sulphur (S)	mg/L	195	23.8	58.3	125	<3.0	23.9	3.0	8040639
RDL = Reportable Detection Limit									

Maxxam Job #: B581208  
Report Date: 2015/09/24

MINTO EXPLORATIONS LTD.  
Client Project #: MINTO ENV. MONITORING  
Site Location: YUKON  
Your P.O. #: 215955  
Sampler Initials: SR

### GENERAL COMMENTS

Effective October 1, 2013, the BC MOE SAMPLE PRESERVATION & HOLDING TIME REQUIREMENTS states that Mercury in water requires a glass or PTFE container with Hydrochloric Acid (HCl) preservation. Sample containers and preservation received were not in compliance. Maxxam added HCl to stabilize Mercury in these samples prior to analysis.

**Results relate only to the items tested.**



Maxxam Job #: B581208  
Report Date: 2015/09/24

**QUALITY ASSURANCE REPORT**

MINTO EXPLORATIONS LTD.  
Client Project #: MINTO ENV. MONITORING  
Site Location: YUKON  
Your P.O. #: 215955  
Sampler Initials: SR

QC Batch	Parameter	Date	Matrix Spike		Spiked Blank		Method Blank		RPD	
			% Recovery	QC Limits	% Recovery	QC Limits	Value	UNITS	Value (%)	QC Limits
8042511	Total Dissolved Solids	2015/09/21	100	80 - 120	90	80 - 120	<10	mg/L	1.9	20
8042551	Dissolved Aluminum (Al)	2015/09/21	106	80 - 120	108	80 - 120	<3.0	ug/L	NC	20
8042551	Dissolved Antimony (Sb)	2015/09/21	105	80 - 120	97	80 - 120	<0.50	ug/L	NC	20
8042551	Dissolved Arsenic (As)	2015/09/21	103	80 - 120	100	80 - 120	<0.10	ug/L	NC	20
8042551	Dissolved Barium (Ba)	2015/09/21	100	80 - 120	103	80 - 120	<1.0	ug/L	NC	20
8042551	Dissolved Beryllium (Be)	2015/09/21	106	80 - 120	100	80 - 120	<0.10	ug/L	NC	20
8042551	Dissolved Bismuth (Bi)	2015/09/21	95	80 - 120	95	80 - 120	<1.0	ug/L	NC	20
8042551	Dissolved Boron (B)	2015/09/21					<50	ug/L	NC	20
8042551	Dissolved Cadmium (Cd)	2015/09/21	102	80 - 120	99	80 - 120	<0.010	ug/L	NC	20
8042551	Dissolved Chromium (Cr)	2015/09/21	102	80 - 120	102	80 - 120	<1.0	ug/L	NC	20
8042551	Dissolved Cobalt (Co)	2015/09/21	99	80 - 120	99	80 - 120	<0.50	ug/L	NC	20
8042551	Dissolved Copper (Cu)	2015/09/21	100	80 - 120	100	80 - 120	<0.20	ug/L	NC	20
8042551	Dissolved Iron (Fe)	2015/09/21	110	80 - 120	108	80 - 120	<5.0	ug/L	NC	20
8042551	Dissolved Lead (Pb)	2015/09/21	94	80 - 120	95	80 - 120	<0.20	ug/L	NC	20
8042551	Dissolved Lithium (Li)	2015/09/21	102	80 - 120	98	80 - 120	<5.0	ug/L	NC	20
8042551	Dissolved Manganese (Mn)	2015/09/21	97	80 - 120	102	80 - 120	<1.0	ug/L	NC	20
8042551	Dissolved Molybdenum (Mo)	2015/09/21	92	80 - 120	102	80 - 120	<1.0	ug/L	NC	20
8042551	Dissolved Nickel (Ni)	2015/09/21	100	80 - 120	103	80 - 120	<1.0	ug/L	NC	20
8042551	Dissolved Phosphorus (P)	2015/09/21					<10	ug/L	NC	20
8042551	Dissolved Selenium (Se)	2015/09/21	106	80 - 120	99	80 - 120	<0.10	ug/L	NC	20
8042551	Dissolved Silicon (Si)	2015/09/21					<100	ug/L	NC	20
8042551	Dissolved Silver (Ag)	2015/09/21	106	80 - 120	101	80 - 120	<0.020	ug/L	NC	20
8042551	Dissolved Strontium (Sr)	2015/09/21	103	80 - 120	107	80 - 120	<1.0	ug/L	NC	20
8042551	Dissolved Thallium (Tl)	2015/09/21	95	80 - 120	96	80 - 120	<0.050	ug/L	NC	20
8042551	Dissolved Tin (Sn)	2015/09/21	95	80 - 120	94	80 - 120	<5.0	ug/L	NC	20
8042551	Dissolved Titanium (Ti)	2015/09/21	102	80 - 120	98	80 - 120	<5.0	ug/L	NC	20
8042551	Dissolved Uranium (U)	2015/09/21	96	80 - 120	95	80 - 120	<0.10	ug/L	NC	20
8042551	Dissolved Vanadium (V)	2015/09/21	98	80 - 120	97	80 - 120	<5.0	ug/L	NC	20
8042551	Dissolved Zinc (Zn)	2015/09/21	107	80 - 120	99	80 - 120	<5.0	ug/L	NC	20
8042551	Dissolved Zirconium (Zr)	2015/09/21					<0.50	ug/L	NC	20

Maxxam Job #: B581208  
Report Date: 2015/09/24

**QUALITY ASSURANCE REPORT(CONT'D)**

MINTO EXPLORATIONS LTD.  
Client Project #: MINTO ENV. MONITORING  
Site Location: YUKON  
Your P.O. #: 215955  
Sampler Initials: SR

QC Batch	Parameter	Date	Matrix Spike		Spiked Blank		Method Blank		RPD	
			% Recovery	QC Limits	% Recovery	QC Limits	Value	UNITS	Value (%)	QC Limits
8042765	Alkalinity (PP as CaCO3)	2015/09/19					<0.50	mg/L		
8042765	Alkalinity (Total as CaCO3)	2015/09/19	NC	80 - 120	96	80 - 120	0.63, RDL=0.50	mg/L		
8042765	Bicarbonate (HCO3)	2015/09/19					0.77, RDL=0.50	mg/L		
8042765	Carbonate (CO3)	2015/09/19					<0.50	mg/L		
8042765	Hydroxide (OH)	2015/09/19					<0.50	mg/L		
8042775	Conductivity	2015/09/19			100	80 - 120	1.2, RDL=1.0	uS/cm		
8042777	pH	2015/09/19			102	97 - 103				
8043142	Fluoride (F)	2015/09/18	101	80 - 120	98	80 - 120	<0.010	mg/L	0	20
8043308	Total Ammonia (N)	2015/09/18	NC	80 - 120	96	80 - 120	0.0061, RDL=0.0050	mg/L	1.5	20
8043310	Total Ammonia (N)	2015/09/18	NC	80 - 120	92	80 - 120	<0.0050	mg/L	0.037	20
8043360	Nitrate plus Nitrite (N)	2015/09/18	98	80 - 120	95	80 - 120	<0.020	mg/L	NC	25
8043368	Nitrite (N)	2015/09/18	101	80 - 120	95	80 - 120	<0.0050	mg/L	NC	20
8043376	Nitrate plus Nitrite (N)	2015/09/18	NC	80 - 120	93	80 - 120	<0.020	mg/L	0.45	25
8043377	Nitrite (N)	2015/09/18	NC	80 - 120	95	80 - 120	<0.0050	mg/L	1.2	20
8043913	Conductivity	2015/09/19			98	80 - 120	1.1, RDL=1.0	uS/cm	0.10	20
8043914	Alkalinity (PP as CaCO3)	2015/09/20					<0.50	mg/L		
8043914	Alkalinity (Total as CaCO3)	2015/09/20			92	80 - 120	0.68, RDL=0.50	mg/L		
8043914	Bicarbonate (HCO3)	2015/09/20					0.83, RDL=0.50	mg/L		
8043914	Carbonate (CO3)	2015/09/20					<0.50	mg/L		
8043914	Hydroxide (OH)	2015/09/20					<0.50	mg/L		
8043967	Dissolved Chloride (Cl)	2015/09/18	108	80 - 120	98	80 - 120	<0.50	mg/L	NC	20
8043968	Dissolved Sulphate (SO4)	2015/09/18	NC	80 - 120	91	80 - 120	<0.50	mg/L	2.2	20
8044574	Total Dissolved Solids	2015/09/22	101	80 - 120	114	80 - 120	12, RDL=10	mg/L	0.84	20
8044644	Total Dissolved Solids	2015/09/22	96	80 - 120	96	80 - 120	<10	mg/L	3.3	20
8046102	Dissolved Sulphate (SO4)	2015/09/21			98	80 - 120	<0.50	mg/L		
8047640	Dissolved Mercury (Hg)	2015/09/23	110	80 - 120	105	80 - 120	<0.010	ug/L	NC	20

Maxxam Job #: B581208  
Report Date: 2015/09/24

**QUALITY ASSURANCE REPORT(CONT'D)**

MINTO EXPLORATIONS LTD.  
Client Project #: MINTO ENV. MONITORING  
Site Location: YUKON  
Your P.O. #: 215955  
Sampler Initials: SR

QC Batch	Parameter	Date	Matrix Spike		Spiked Blank		Method Blank		RPD	
			% Recovery	QC Limits	% Recovery	QC Limits	Value	UNITS	Value (%)	QC Limits
8048229	Total Ammonia (N)	2015/09/23	NC	80 - 120	99	80 - 120	0.0062, RDL=0.0050	mg/L	3.2	20

Duplicate: Paired analysis of a separate portion of the same sample. Used to evaluate the variance in the measurement.

Matrix Spike: A sample to which a known amount of the analyte of interest has been added. Used to evaluate sample matrix interference.

Spiked Blank: A blank matrix sample to which a known amount of the analyte, usually from a second source, has been added. Used to evaluate method accuracy.

Method Blank: A blank matrix containing all reagents used in the analytical procedure. Used to identify laboratory contamination.

NC (Matrix Spike): The recovery in the matrix spike was not calculated. The relative difference between the concentration in the parent sample and the spiked amount was too small to permit a reliable recovery calculation (matrix spike concentration was less than 2x that of the native sample concentration).


NC (Duplicate RPD): The duplicate RPD was not calculated. The concentration in the sample and/or duplicate was too low to permit a reliable RPD calculation (one or both samples < 5x RDL).

Maxxam Job #: B581208  
Report Date: 2015/09/24

MINTO EXPLORATIONS LTD.  
Client Project #: MINTO ENV. MONITORING  
Site Location: YUKON  
Your P.O. #: 215955  
Sampler Initials: SR

### VALIDATION SIGNATURE PAGE

The analytical data and all QC contained in this report were reviewed and validated by the following individual(s).



Rob Reinert, Data Validation Coordinator

---

Maxxam has procedures in place to guard against improper use of the electronic signature and have the required "signatories", as per section 5.10.2 of ISO/IEC 17025:2005(E), signing the reports. For Service Group specific validation please refer to the Validation Signature Page.



Maxxam Job #:

B581208

COC #:

Click here to get the COC number

2015-09-15 C

Page: 1 of 1

Invoice To: Require Report? Yes [x] No [ ]

Company Name: Minto Explorations Ltd
Contact Name: Elvina Wong
Address: Suite 900 - 999 West Hastings St
Vancouver, B.C. PC: V6C 2W2
Phone / Fax#: Ph: 604-684-8894 Fax: 604-688-2120
E-mail:

Company Name: Minto Explorations Ltd
Contact Name: Minto Environment
Address: Suite 900-999 West Hastings St
Vancouver, B.C. PC: V6C 2W2
Phone / Fax#: Ph: 604-684-8894 Fax: 604-688-2120
E-mail: minto\_environment@mintomine.com

Table with 2 columns: Field Name, Value. Fields include PO #: 215955, Quotation #, Project #, Proj. Name: Minto Env. Monitoring, Location: Yukon, Sampled by: Shaun Roberts, Dan Potvin.

REGULATORY REQUIREMENTS: SERVICE REQUESTED:

- CSR
CCME
BC Water Quality
Other
DRINKING WATER
Regular Turn Around Time (TAT)
RUSH (Please contact the lab)
Date Required:

SPECIAL INSTRUCTIONS:

Return Cooler [ ] Ship Sample Bottles (please specify) [ ]

ANALYSIS REQUESTED

Main analysis table with columns for Sample Identification, Lab Identification, Sample Type, Date/Time(24hr) Sampled, and various chemical analysis parameters like Dissolved Metals, Nitrate, Ammonia, etc.



B581208

Bottom section table for Relinquished By, Received by, Date, Time, Temperature on Receipt, and Custody Seal status.

(on ice)

Your P.O. #: 215955  
 Your Project #: MINTO ENV. MONITORING  
 Site Location: YUKON  
 Your C.O.C. #: 2015-09-15 A

**Attention:MINTO DISTRIBUTION LIST**

MINTO EXPLORATIONS LTD.  
 Yukon/Whitehorse  
 2 - 25 Pilgrim Way  
 Whitehorse, YT  
 CANADA Y1A 6E6

**Report Date: 2015/09/24**  
 Report #: R2047169  
 Version: 1 - Final

**CERTIFICATE OF ANALYSIS**

**MAXXAM JOB #: B581219**

**Received: 2015/09/17, 10:00**

Sample Matrix: Water  
 # Samples Received: 14

Analyses	Quantity	Date		Laboratory Method	Analytical Method
		Extracted	Analyzed		
Alkalinity - Water	14	2015/09/18	2015/09/19	BBY6SOP-00026	SM 22 2320 B m
Chloride by Automated Colourimetry	14	N/A	2015/09/18	BBY6SOP-00011	SM 22 4500-Cl- G m
Conductance - water	14	N/A	2015/09/19	BBY6SOP-00026	SM 22 2510 B m
Fluoride	14	N/A	2015/09/18	BBY6SOP-00048	SM 22 4500-F C m
Hardness (calculated as CaCO3)	14	N/A	2015/09/22	BBY7SOP-00002	EPA 6020a R1 m
Mercury (Dissolved) by CVAf	14	N/A	2015/09/23	BBY7SOP-00015	BCMOE BCLM Oct2013 m
Na, K, Ca, Mg, S by CRC ICPMS (diss.)	14	N/A	2015/09/22	BBY7SOP-00002	EPA 6020A R1 m
Elements by CRC ICPMS (dissolved)	14	N/A	2015/09/22	BBY7SOP-00002	EPA 6020A R1 m
Ammonia-N (Preserved)	14	N/A	2015/09/18	BBY6SOP-00009	SM 22 4500-NH3- G m
Nitrate + Nitrite (N)	14	N/A	2015/09/18	BBY6SOP-00010	SM 22 4500-NO3- I m
Nitrite (N) by CFA	14	N/A	2015/09/18	BBY6SOP-00010	SM 22 4500-NO3- I m
Nitrogen - Nitrate (as N)	14	N/A	2015/09/19	BBY6SOP-00010	SM 22 4500-NO3 I m
Filter and HNO3 Preserve for Metals	14	N/A	2015/09/18	BBY7 WI-00004	BCMOE Reqs 08/14
pH Water (1)	14	N/A	2015/09/19	BBY6SOP-00026	SM 22 4500-H+ B m
Sulphate by Automated Colourimetry	12	N/A	2015/09/18	BBY6SOP-00017	SM 22 4500-SO42- E m
Sulphate by Automated Colourimetry	2	N/A	2015/09/21	BBY6SOP-00017	SM 22 4500-SO42- E m
Total Dissolved Solids (Filt. Residue)	12	2015/09/18	2015/09/21	BBY6SOP-00033	SM 22 2540 C m
Total Dissolved Solids (Filt. Residue)	2	2015/09/22	2015/09/23	BBY6SOP-00033	SM 22 2540 C m

Reference Method suffix "m" indicates test methods incorporate validated modifications from specific reference methods to improve performance.

\* RPDs calculated using raw data. The rounding of final results may result in the apparent difference.

(1) The BC-MOE and APHA Standard Method require pH to be analysed within 15 minutes of sampling and therefore field analysis is required for compliance. All Laboratory pH analyses in this report are reported past the BC-MOE/APHA Standard Method holding time.

Your P.O. #: 215955  
Your Project #: MINTO ENV. MONITORING  
Site Location: YUKON  
Your C.O.C. #: 2015-09-15 A

**Attention:MINTO DISTRIBUTION LIST**

MINTO EXPLORATIONS LTD.  
Yukon/Whitehorse  
2 - 25 Pilgrim Way  
Whitehorse, YT  
CANADA Y1A 6E6

**Report Date: 2015/09/24**  
Report #: R2047169  
Version: 1 - Final

**CERTIFICATE OF ANALYSIS**

**MAXXAM JOB #: B581219**  
**Received: 2015/09/17, 10:00**

Encryption Key

Please direct all questions regarding this Certificate of Analysis to your Project Manager.  
Morgan Melnychuk, Burnaby Project Manager  
Email: MMelnychuk@maxxam.ca  
Phone# (604)638-8034 Ext:8034

=====

This report has been generated and distributed using a secure automated process.

Maxxam has procedures in place to guard against improper use of the electronic signature and have the required "signatories", as per section 5.10.2 of ISO/IEC 17025:2005(E), signing the reports. For Service Group specific validation please refer to the Validation Signature Page.

Maxxam Job #: B581219  
Report Date: 2015/09/24

MINTO EXPLORATIONS LTD.  
Client Project #: MINTO ENV. MONITORING  
Site Location: YUKON  
Your P.O. #: 215955  
Sampler Initials: SR

**RESULTS OF CHEMICAL ANALYSES OF WATER**

<b>Maxxam ID</b>		ND5865			ND5866			ND5867		
<b>Sampling Date</b>		2015/09/12 09:15			2015/09/12 09:55			2015/09/12 10:30		
<b>COC Number</b>		2015-09-15 A			2015-09-15 A			2015-09-15 A		
	<b>UNITS</b>	<b>SS32</b>	<b>RDL</b>	<b>QC Batch</b>	<b>SS35</b>	<b>RDL</b>	<b>QC Batch</b>	<b>SS36</b>	<b>RDL</b>	<b>QC Batch</b>

<b>ANIONS</b>										
Nitrite (N)	mg/L	<0.0050 (1)	0.0050	8043377	0.0170 (1)	0.0050	8043377	<0.050 (2)	0.050	8043377
<b>Calculated Parameters</b>										
Filter and HNO3 Preservation	N/A	FIELD	N/A	ONSITE	FIELD	N/A	ONSITE	FIELD	N/A	ONSITE
Nitrate (N)	mg/L	0.288	0.020	8040641	14.4	0.20	8040641	<0.20	0.20	8040641
<b>Misc. Inorganics</b>										
Fluoride (F)	mg/L	0.270	0.010	8043142	0.490	0.010	8043145	0.076	0.010	8043145
Alkalinity (Total as CaCO3)	mg/L	92.4	0.50	8042765	246	0.50	8042782	9.68	0.50	8042782
Alkalinity (PP as CaCO3)	mg/L	<0.50	0.50	8042765	2.09	0.50	8042782	<0.50	0.50	8042782
Bicarbonate (HCO3)	mg/L	113	0.50	8042765	295	0.50	8042782	11.8	0.50	8042782
Carbonate (CO3)	mg/L	<0.50	0.50	8042765	2.51	0.50	8042782	<0.50	0.50	8042782
Hydroxide (OH)	mg/L	<0.50	0.50	8042765	<0.50	0.50	8042782	<0.50	0.50	8042782
<b>Anions</b>										
Dissolved Sulphate (SO4)	mg/L	5.86	0.50	8046102	196	0.50	8043970	2.47	0.50	8043970
Dissolved Chloride (Cl)	mg/L	0.65	0.50	8043967	21	0.50	8043969	2.8	0.50	8043969
<b>Nutrients</b>										
Total Ammonia (N)	mg/L	0.023	0.0050	8043306	0.041	0.0050	8043308	0.47	0.0050	8043306
Nitrate plus Nitrite (N)	mg/L	0.288 (1)	0.020	8043376	14.5 (1)	0.20	8043376	<0.20 (2)	0.20	8043376
<b>Physical Properties</b>										
Conductivity	uS/cm	198	1.0	8042775	1030	1.0	8042786	89.1	1.0	8042786
pH	pH	8.17	N/A	8042777	8.33	N/A	8042788	6.41	N/A	8042788
<b>Physical Properties</b>										
Total Dissolved Solids	mg/L	118	10	8042511	682	10	8042511	170 (3)	10	8046126

RDL = Reportable Detection Limit  
N/A = Not Applicable  
(1) Sample arrived to laboratory past recommended hold time.  
(2) RDL raised due to sample matrix interference. Sample arrived to laboratory past recommended hold time.  
(3) Sample was originally analysed within hold time. Data quality required investigation. Re-analysis was completed past recommended hold time.



Maxxam Job #: B581219  
Report Date: 2015/09/24

MINTO EXPLORATIONS LTD.  
Client Project #: MINTO ENV. MONITORING  
Site Location: YUKON  
Your P.O. #: 215955  
Sampler Initials: SR

**RESULTS OF CHEMICAL ANALYSES OF WATER**

Maxxam ID		ND5868		ND5869		ND5870		
Sampling Date		2015/09/12 10:45		2015/09/12 10:55		2015/09/12 11:30		
COC Number		2015-09-15 A		2015-09-15 A		2015-09-15 A		
	UNITS	SS10	QC Batch	SS9	QC Batch	SS45	RDL	QC Batch
<b>ANIONS</b>								
Nitrite (N)	mg/L	<0.0050 (1)	8043377	<0.0050 (1)	8043368	0.0139 (1)	0.0050	8043377
<b>Calculated Parameters</b>								
Filter and HNO3 Preservation	N/A	FIELD	ONSITE	FIELD	ONSITE	FIELD	N/A	ONSITE
Nitrate (N)	mg/L	2.44	8040641	2.62	8040641	2.93	0.10	8040641
<b>Misc. Inorganics</b>								
Fluoride (F)	mg/L	0.260	8043145	0.260	8043142	0.200	0.010	8043142
Alkalinity (Total as CaCO3)	mg/L	168	8042782	177	8042765	119	0.50	8042782
Alkalinity (PP as CaCO3)	mg/L	<0.50	8042782	<0.50	8042765	<0.50	0.50	8042782
Bicarbonate (HCO3)	mg/L	205	8042782	215	8042765	146	0.50	8042782
Carbonate (CO3)	mg/L	<0.50	8042782	<0.50	8042765	<0.50	0.50	8042782
Hydroxide (OH)	mg/L	<0.50	8042782	<0.50	8042765	<0.50	0.50	8042782
<b>Anions</b>								
Dissolved Sulphate (SO4)	mg/L	56.5	8043968	45.2	8043968	107	0.50	8046102
Dissolved Chloride (Cl)	mg/L	2.0	8043967	2.2	8043967	2.7	0.50	8043967
<b>Nutrients</b>								
Total Ammonia (N)	mg/L	0.025	8043308	0.031	8043306	0.044	0.0050	8043308
Nitrate plus Nitrite (N)	mg/L	2.44 (1)	8043376	2.62 (1)	8043360	2.94 (1)	0.10	8043376
<b>Physical Properties</b>								
Conductivity	uS/cm	456	8042786	445	8042775	457	1.0	8042786
pH	pH	8.28	8042788	8.28	8042777	8.20	N/A	8042788
<b>Physical Properties</b>								
Total Dissolved Solids	mg/L	308	8042511	324	8042511	340	10	8042511
RDL = Reportable Detection Limit N/A = Not Applicable (1) Sample arrived to laboratory past recommended hold time.								

Maxxam Job #: B581219  
Report Date: 2015/09/24

MINTO EXPLORATIONS LTD.  
Client Project #: MINTO ENV. MONITORING  
Site Location: YUKON  
Your P.O. #: 215955  
Sampler Initials: SR

**RESULTS OF CHEMICAL ANALYSES OF WATER**

<b>Maxxam ID</b>		ND5871			ND5872			ND5873		
<b>Sampling Date</b>		2015/09/12 11:45			2015/09/12 13:35			2015/09/12 13:45		
<b>COC Number</b>		2015-09-15 A			2015-09-15 A			2015-09-15 A		
	<b>UNITS</b>	<b>SS17</b>	<b>RDL</b>	<b>QC Batch</b>	<b>SS8</b>	<b>RDL</b>	<b>QC Batch</b>	<b>SS7</b>	<b>RDL</b>	<b>QC Batch</b>

<b>ANIONS</b>										
Nitrite (N)	mg/L	0.0288 (1)	0.0050	8043368	0.783 (2)	0.050	8043377	0.794 (1)	0.025	8043377
<b>Calculated Parameters</b>										
Filter and HNO3 Preservation	N/A	FIELD	N/A	ONSITE	FIELD	N/A	ONSITE	FIELD	N/A	ONSITE
Nitrate (N)	mg/L	11.4	0.20	8040641	95.4	2.0	8040641	79.2	2.0	8040641
<b>Misc. Inorganics</b>										
Fluoride (F)	mg/L	0.360	0.010	8043142	0.270	0.010	8043142	0.380	0.010	8043142
Alkalinity (Total as CaCO3)	mg/L	233	0.50	8042765	271	0.50	8042765	326	0.50	8042765
Alkalinity (PP as CaCO3)	mg/L	<0.50	0.50	8042765	<0.50	0.50	8042765	<0.50	0.50	8042765
Bicarbonate (HCO3)	mg/L	284	0.50	8042765	331	0.50	8042765	398	0.50	8042765
Carbonate (CO3)	mg/L	<0.50	0.50	8042765	<0.50	0.50	8042765	<0.50	0.50	8042765
Hydroxide (OH)	mg/L	<0.50	0.50	8042765	<0.50	0.50	8042765	<0.50	0.50	8042765
<b>Anions</b>										
Dissolved Sulphate (SO4)	mg/L	322	5.0	8043968	374	5.0	8043968	339	5.0	8043968
Dissolved Chloride (Cl)	mg/L	3.4	0.50	8043967	9.9	0.50	8043967	10	0.50	8043967
<b>Nutrients</b>										
Total Ammonia (N)	mg/L	0.071	0.0050	8043306	0.20	0.0050	8043308	0.21	0.0050	8043310
Nitrate plus Nitrite (N)	mg/L	11.4 (1)	0.20	8043360	96.2 (1)	2.0	8043376	80.0 (1)	2.0	8043376
<b>Physical Properties</b>										
Conductivity	uS/cm	1160	1.0	8042775	1950	1.0	8042775	1850	1.0	8042775
pH	pH	8.16	N/A	8042777	7.85		8042777	8.06	N/A	8042777
<b>Physical Properties</b>										
Total Dissolved Solids	mg/L	810	10	8042511	1610	10	8042511	1470	10	8042511
RDL = Reportable Detection Limit N/A = Not Applicable (1) Sample arrived to laboratory past recommended hold time. (2) RDL raised due to sample matrix interference. Sample arrived to laboratory past recommended hold time.										

Maxxam Job #: B581219  
Report Date: 2015/09/24

MINTO EXPLORATIONS LTD.  
Client Project #: MINTO ENV. MONITORING  
Site Location: YUKON  
Your P.O. #: 215955  
Sampler Initials: SR

**RESULTS OF CHEMICAL ANALYSES OF WATER**

<b>Maxxam ID</b>		ND5874			ND5875			ND5876		
<b>Sampling Date</b>		2015/09/12 14:10			2015/09/12 14:40			2015/09/12 14:30		
<b>COC Number</b>		2015-09-15 A			2015-09-15 A			2015-09-15 A		
	<b>UNITS</b>	<b>SS6</b>	<b>RDL</b>	<b>QC Batch</b>	<b>SS33</b>	<b>RDL</b>	<b>QC Batch</b>	<b>SS38</b>	<b>RDL</b>	<b>QC Batch</b>

<b>ANIONS</b>										
Nitrite (N)	mg/L	0.0161 (1)	0.0050	8043377	0.479 (2)	0.050	8043377	0.107 (1)	0.0050	8043377
<b>Calculated Parameters</b>										
Filter and HNO3 Preservation	N/A	FIELD	N/A	ONSITE	FIELD	N/A	ONSITE	FIELD	N/A	ONSITE
Nitrate (N)	mg/L	75.2	2.0	8040641	64.8	2.0	8040641	34.9	0.40	8040641
<b>Misc. Inorganics</b>										
Fluoride (F)	mg/L	0.370	0.010	8043142	0.500	0.010	8043142	0.600	0.010	8043145
Alkalinity (Total as CaCO3)	mg/L	288	0.50	8042765	328	0.50	8042782	230	0.50	8042782
Alkalinity (PP as CaCO3)	mg/L	<0.50	0.50	8042765	<0.50	0.50	8042782	<0.50	0.50	8042782
Bicarbonate (HCO3)	mg/L	352	0.50	8042765	400	0.50	8042782	281	0.50	8042782
Carbonate (CO3)	mg/L	<0.50	0.50	8042765	<0.50	0.50	8042782	<0.50	0.50	8042782
Hydroxide (OH)	mg/L	<0.50	0.50	8042765	<0.50	0.50	8042782	<0.50	0.50	8042782
<b>Anions</b>										
Dissolved Sulphate (SO4)	mg/L	316	5.0	8043968	294	5.0	8043968	458	5.0	8043970
Dissolved Chloride (Cl)	mg/L	10	0.50	8043967	10	0.50	8043967	43	0.50	8043969
<b>Nutrients</b>										
Total Ammonia (N)	mg/L	0.032	0.0050	8043308	0.32	0.0050	8043308	0.017	0.0050	8043308
Nitrate plus Nitrite (N)	mg/L	75.2 (1)	2.0	8043376	65.3 (1)	2.0	8043376	35.0 (1)	0.40	8043376
<b>Physical Properties</b>										
Conductivity	uS/cm	1740	1.0	8042775	1680	1.0	8042786	1640	1.0	8042786
pH	pH	8.00	N/A	8042777	8.12	N/A	8042788	8.17	N/A	8042788
<b>Physical Properties</b>										
Total Dissolved Solids	mg/L	1390	10	8042511	1230	10	8042511	1270	10	8042511
RDL = Reportable Detection Limit N/A = Not Applicable (1) Sample arrived to laboratory past recommended hold time. (2) RDL raised due to sample matrix interference. Sample arrived to laboratory past recommended hold time.										

Maxxam Job #: B581219  
Report Date: 2015/09/24

MINTO EXPLORATIONS LTD.  
Client Project #: MINTO ENV. MONITORING  
Site Location: YUKON  
Your P.O. #: 215955  
Sampler Initials: SR

**RESULTS OF CHEMICAL ANALYSES OF WATER**

Maxxam ID		ND5877		ND5878		
Sampling Date		2015/09/12 15:40		2015/09/12 16:00		
COC Number		2015-09-15 A		2015-09-15 A		
	UNITS	SS46	QC Batch	SS47	RDL	QC Batch
<b>ANIONS</b>						
Nitrite (N)	mg/L	0.234 (1)	8043377	0.433 (1)	0.0050	8043377
<b>Calculated Parameters</b>						
Filter and HNO3 Preservation	N/A	FIELD	ONSITE	FIELD	N/A	ONSITE
Nitrate (N)	mg/L	661	8040641	507	10	8040641
<b>Misc. Inorganics</b>						
Fluoride (F)	mg/L	0.180	8043142	0.240	0.010	8043145
Alkalinity (Total as CaCO3)	mg/L	172	8042765	193	0.50	8042782
Alkalinity (PP as CaCO3)	mg/L	<0.50	8042765	<0.50	0.50	8042782
Bicarbonate (HCO3)	mg/L	209	8042765	235	0.50	8042782
Carbonate (CO3)	mg/L	<0.50	8042765	<0.50	0.50	8042782
Hydroxide (OH)	mg/L	<0.50	8042765	<0.50	0.50	8042782
<b>Anions</b>						
Dissolved Sulphate (SO4)	mg/L	263	8043968	322	5.0	8043970
Dissolved Chloride (Cl)	mg/L	8.2	8043967	10	0.50	8043969
<b>Nutrients</b>						
Total Ammonia (N)	mg/L	1.4	8043308	0.81	0.0050	8043308
Nitrate plus Nitrite (N)	mg/L	661 (1)	8043376	507 (1)	10	8043376
<b>Physical Properties</b>						
Conductivity	uS/cm	5650	8042775	4710	1.0	8042786
pH	pH	8.11	8042777	8.04	N/A	8042788
<b>Physical Properties</b>						
Total Dissolved Solids	mg/L	5520	8042511	5010 (2)	50	8046126
RDL = Reportable Detection Limit N/A = Not Applicable (1) Sample arrived to laboratory past recommended hold time. (2) Sample was originally analysed within hold time. Data quality required investigation. Re-analysis was completed past recommended hold time.						

Maxxam Job #: B581219  
Report Date: 2015/09/24

MINTO EXPLORATIONS LTD.  
Client Project #: MINTO ENV. MONITORING  
Site Location: YUKON  
Your P.O. #: 215955  
Sampler Initials: SR

**CCME DISSOLVED METALS IN WATER (WATER)**

Maxxam ID		ND5865	ND5866	ND5867	ND5868	ND5869	ND5870		
Sampling Date		2015/09/12 09:15	2015/09/12 09:55	2015/09/12 10:30	2015/09/12 10:45	2015/09/12 10:55	2015/09/12 11:30		
COC Number		2015-09-15 A	2015-09-15 A	2015-09-15 A	2015-09-15 A	2015-09-15 A	2015-09-15 A		
	UNITS	SS32	SS35	SS36	SS10	SS9	SS45	RDL	QC Batch
<b>Misc. Inorganics</b>									
Dissolved Hardness (CaCO3)	mg/L	94.1	516	40.4	200	204	215	0.50	8040636
<b>Elements</b>									
Dissolved Mercury (Hg)	ug/L	<0.010	<0.010	<0.010	<0.010	<0.010	<0.010	0.010	8047929
<b>Dissolved Metals by ICPMS</b>									
Dissolved Aluminum (Al)	ug/L	12.8	11.6	350	18.1	15.3	35.7	3.0	8042964
Dissolved Antimony (Sb)	ug/L	<0.50	<0.50	<0.50	<0.50	<0.50	<0.50	0.50	8042964
Dissolved Arsenic (As)	ug/L	0.16	0.47	0.51	0.73	0.82	0.51	0.10	8042964
Dissolved Barium (Ba)	ug/L	16.0	128	16.5	67.0	66.2	82.7	1.0	8042964
Dissolved Beryllium (Be)	ug/L	<0.10	<0.10	<0.10	<0.10	<0.10	<0.10	0.10	8042964
Dissolved Bismuth (Bi)	ug/L	<1.0	<1.0	<1.0	<1.0	<1.0	<1.0	1.0	8042964
Dissolved Boron (B)	ug/L	<50	<50	<50	<50	<50	<50	50	8042964
Dissolved Cadmium (Cd)	ug/L	<0.010	0.085	0.028	0.022	0.018	0.045	0.010	8042964
Dissolved Chromium (Cr)	ug/L	<1.0	<1.0	<1.0	<1.0	<1.0	<1.0	1.0	8042964
Dissolved Cobalt (Co)	ug/L	<0.50	<0.50	<0.50	<0.50	<0.50	<0.50	0.50	8042964
Dissolved Copper (Cu)	ug/L	0.64	67.4	34.0	27.6	18.0	126	0.20	8042964
Dissolved Iron (Fe)	ug/L	10.4	73.7	201	47.0	46.1	68.2	5.0	8042964
Dissolved Lead (Pb)	ug/L	<0.20	<0.20	<0.20	<0.20	<0.20	<0.20	0.20	8042964
Dissolved Lithium (Li)	ug/L	<5.0	<5.0	<5.0	<5.0	<5.0	<5.0	5.0	8042964
Dissolved Manganese (Mn)	ug/L	<1.0	354	10.0	8.2	<1.0	16.8	1.0	8042964
Dissolved Molybdenum (Mo)	ug/L	2.5	11.0	<1.0	<1.0	<1.0	<1.0	1.0	8042964
Dissolved Nickel (Ni)	ug/L	<1.0	<1.0	1.5	<1.0	<1.0	1.6	1.0	8042964
Dissolved Phosphorus (P)	ug/L	<10	15	23	14	18	20	10	8042964
Dissolved Selenium (Se)	ug/L	0.11	11.1	0.10	2.29	2.37	1.42	0.10	8042964
Dissolved Silicon (Si)	ug/L	6600	7600	3960	6760	6600	7030	100	8042964
Dissolved Silver (Ag)	ug/L	<0.020	<0.020	<0.020	<0.020	<0.020	<0.020	0.020	8042964
Dissolved Strontium (Sr)	ug/L	152	1740	43.7	1250	1330	715	1.0	8042964
Dissolved Thallium (Tl)	ug/L	<0.050	<0.050	<0.050	<0.050	<0.050	<0.050	0.050	8042964
Dissolved Tin (Sn)	ug/L	<5.0	<5.0	<5.0	<5.0	<5.0	<5.0	5.0	8042964
Dissolved Titanium (Ti)	ug/L	<5.0	<5.0	5.9	<5.0	<5.0	<5.0	5.0	8042964
Dissolved Uranium (U)	ug/L	0.33	3.36	<0.10	0.10	0.11	0.48	0.10	8042964
Dissolved Vanadium (V)	ug/L	<5.0	<5.0	<5.0	<5.0	<5.0	<5.0	5.0	8042964
Dissolved Zinc (Zn)	ug/L	<5.0	6.1	9.8	<5.0	<5.0	<5.0	5.0	8042964
Dissolved Zirconium (Zr)	ug/L	<0.50	<0.50	<0.50	<0.50	<0.50	<0.50	0.50	8042964
Dissolved Calcium (Ca)	mg/L	29.6	142	10.5	52.9	53.4	59.0	0.050	8040639
RDL = Reportable Detection Limit									

Maxxam Job #: B581219  
Report Date: 2015/09/24

MINTO EXPLORATIONS LTD.  
Client Project #: MINTO ENV. MONITORING  
Site Location: YUKON  
Your P.O. #: 215955  
Sampler Initials: SR

**CCME DISSOLVED METALS IN WATER (WATER)**

Maxxam ID		ND5865	ND5866	ND5867	ND5868	ND5869	ND5870		
Sampling Date		2015/09/12 09:15	2015/09/12 09:55	2015/09/12 10:30	2015/09/12 10:45	2015/09/12 10:55	2015/09/12 11:30		
COC Number		2015-09-15 A	2015-09-15 A	2015-09-15 A	2015-09-15 A	2015-09-15 A	2015-09-15 A		
	UNITS	SS32	SS35	SS36	SS10	SS9	SS45	RDL	QC Batch
Dissolved Magnesium (Mg)	mg/L	4.88	38.9	3.46	16.6	17.2	16.5	0.050	8040639
Dissolved Potassium (K)	mg/L	1.07	5.17	0.092	3.70	3.89	4.38	0.050	8040639
Dissolved Sodium (Na)	mg/L	3.18	24.5	5.08	20.6	18.5	15.8	0.050	8040639
Dissolved Sulphur (S)	mg/L	<3.0	74.7	7.6	20.1	14.8	34.3	3.0	8040639
RDL = Reportable Detection Limit									

Maxxam Job #: B581219  
Report Date: 2015/09/24

MINTO EXPLORATIONS LTD.  
Client Project #: MINTO ENV. MONITORING  
Site Location: YUKON  
Your P.O. #: 215955  
Sampler Initials: SR

**CCME DISSOLVED METALS IN WATER (WATER)**

Maxxam ID		ND5871	ND5872	ND5873	ND5874	ND5875	ND5876		
Sampling Date		2015/09/12 11:45	2015/09/12 13:35	2015/09/12 13:45	2015/09/12 14:10	2015/09/12 14:40	2015/09/12 14:30		
COC Number		2015-09-15 A	2015-09-15 A	2015-09-15 A	2015-09-15 A	2015-09-15 A	2015-09-15 A		
	UNITS	SS17	SS8	SS7	SS6	SS33	SS38	RDL	QC Batch
<b>Misc. Inorganics</b>									
Dissolved Hardness (CaCO3)	mg/L	547	1070	981	946	854	848	0.50	8040636
<b>Elements</b>									
Dissolved Mercury (Hg)	ug/L	<0.010	<0.010	<0.010	<0.010	<0.010	<0.010	0.010	8047929
<b>Dissolved Metals by ICPMS</b>									
Dissolved Aluminum (Al)	ug/L	56.4	14.7	7.6	11.3	10.9	9.9	3.0	8042964
Dissolved Antimony (Sb)	ug/L	<0.50	<0.50	<0.50	<0.50	<0.50	<0.50	0.50	8042964
Dissolved Arsenic (As)	ug/L	0.61	0.51	0.46	0.39	0.45	0.24	0.10	8042964
Dissolved Barium (Ba)	ug/L	98.8	53.1	55.9	62.2	123	30.8	1.0	8042964
Dissolved Beryllium (Be)	ug/L	<0.10	<0.10	<0.10	<0.10	<0.10	<0.10	0.10	8042964
Dissolved Bismuth (Bi)	ug/L	<1.0	<1.0	<1.0	<1.0	<1.0	<1.0	1.0	8042964
Dissolved Boron (B)	ug/L	<50	69	74	63	63	61	50	8042964
Dissolved Cadmium (Cd)	ug/L	0.220	0.064	0.087	0.078	0.467	0.080	0.010	8042964
Dissolved Chromium (Cr)	ug/L	<1.0	<1.0	<1.0	<1.0	<1.0	<1.0	1.0	8042964
Dissolved Cobalt (Co)	ug/L	<0.50	<0.50	<0.50	<0.50	<0.50	<0.50	0.50	8042964
Dissolved Copper (Cu)	ug/L	132	121	96.6	123	155	47.9	0.20	8042964
Dissolved Iron (Fe)	ug/L	136	8.7	5.6	8.1	17.2	<5.0	5.0	8042964
Dissolved Lead (Pb)	ug/L	<0.20	<0.20	<0.20	<0.20	<0.20	<0.20	0.20	8042964
Dissolved Lithium (Li)	ug/L	5.8	8.0	6.3	6.1	5.5	8.0	5.0	8042964
Dissolved Manganese (Mn)	ug/L	162	225	325	95.7	889	9.7	1.0	8042964
Dissolved Molybdenum (Mo)	ug/L	2.5	5.9	8.4	8.8	13.7	6.0	1.0	8042964
Dissolved Nickel (Ni)	ug/L	1.8	<1.0	<1.0	<1.0	<1.0	<1.0	1.0	8042964
Dissolved Phosphorus (P)	ug/L	36	34	10	<10	13	<10	10	8042964
Dissolved Selenium (Se)	ug/L	4.33	58.0	50.2	44.6	46.4	6.81	0.10	8042964
Dissolved Silicon (Si)	ug/L	7040	7900	7850	8300	7330	7780	100	8042964
Dissolved Silver (Ag)	ug/L	<0.020	<0.020	0.027	0.021	0.026	<0.020	0.020	8042964
Dissolved Strontium (Sr)	ug/L	2420	4080	5250	4520	5440	2050	1.0	8042964
Dissolved Thallium (Tl)	ug/L	<0.050	<0.050	<0.050	<0.050	<0.050	<0.050	0.050	8042964
Dissolved Tin (Sn)	ug/L	<5.0	<5.0	<5.0	<5.0	<5.0	<5.0	5.0	8042964
Dissolved Titanium (Ti)	ug/L	6.9	<5.0	<5.0	<5.0	<5.0	<5.0	5.0	8042964
Dissolved Uranium (U)	ug/L	1.07	9.09	8.04	10.2	7.14	7.95	0.10	8042964
Dissolved Vanadium (V)	ug/L	<5.0	<5.0	<5.0	<5.0	<5.0	<5.0	5.0	8042964
Dissolved Zinc (Zn)	ug/L	9.9	<5.0	<5.0	<5.0	<5.0	<5.0	5.0	8042964
Dissolved Zirconium (Zr)	ug/L	<0.50	<0.50	<0.50	<0.50	<0.50	<0.50	0.50	8042964
Dissolved Calcium (Ca)	mg/L	120	313	285	276	243	246	0.050	8040639
RDL = Reportable Detection Limit									

Maxxam Job #: B581219  
Report Date: 2015/09/24

MINTO EXPLORATIONS LTD.  
Client Project #: MINTO ENV. MONITORING  
Site Location: YUKON  
Your P.O. #: 215955  
Sampler Initials: SR

**CCME DISSOLVED METALS IN WATER (WATER)**

Maxxam ID		ND5871	ND5872	ND5873	ND5874	ND5875	ND5876		
Sampling Date		2015/09/12 11:45	2015/09/12 13:35	2015/09/12 13:45	2015/09/12 14:10	2015/09/12 14:40	2015/09/12 14:30		
COC Number		2015-09-15 A	2015-09-15 A	2015-09-15 A	2015-09-15 A	2015-09-15 A	2015-09-15 A		
	UNITS	SS17	SS8	SS7	SS6	SS33	SS38	RDL	QC Batch
Dissolved Magnesium (Mg)	mg/L	60.1	69.4	65.7	62.3	60.4	56.6	0.050	8040639
Dissolved Potassium (K)	mg/L	5.61	7.35	6.59	6.77	6.46	8.72	0.050	8040639
Dissolved Sodium (Na)	mg/L	46.7	45.5	43.2	40.0	37.4	36.4	0.050	8040639
Dissolved Sulphur (S)	mg/L	125	161	131	126	114	164	3.0	8040639
RDL = Reportable Detection Limit									



Maxxam Job #: B581219  
Report Date: 2015/09/24

MINTO EXPLORATIONS LTD.  
Client Project #: MINTO ENV. MONITORING  
Site Location: YUKON  
Your P.O. #: 215955  
Sampler Initials: SR

**CCME DISSOLVED METALS IN WATER (WATER)**

Maxxam ID		ND5877	ND5878		
Sampling Date		2015/09/12 15:40	2015/09/12 16:00		
COC Number		2015-09-15 A	2015-09-15 A		
	<b>UNITS</b>	<b>SS46</b>	<b>SS47</b>	<b>RDL</b>	<b>QC Batch</b>
<b>Misc. Inorganics</b>					
Dissolved Hardness (CaCO3)	mg/L	2680	2240	0.50	8040636
<b>Elements</b>					
Dissolved Mercury (Hg)	ug/L	<0.010	<0.010	0.010	8047929
<b>Dissolved Metals by ICPMS</b>					
Dissolved Aluminum (Al)	ug/L	72.4	14.5	3.0	8042964
Dissolved Antimony (Sb)	ug/L	<0.50	<0.50	0.50	8042964
Dissolved Arsenic (As)	ug/L	0.97	0.56	0.10	8042964
Dissolved Barium (Ba)	ug/L	217	397	1.0	8042964
Dissolved Beryllium (Be)	ug/L	<0.10	<0.10	0.10	8042964
Dissolved Bismuth (Bi)	ug/L	<1.0	<1.0	1.0	8042964
Dissolved Boron (B)	ug/L	88	500	50	8042964
Dissolved Cadmium (Cd)	ug/L	0.055	0.106	0.010	8042964
Dissolved Chromium (Cr)	ug/L	<1.0	<1.0	1.0	8042964
Dissolved Cobalt (Co)	ug/L	<0.50	<0.50	0.50	8042964
Dissolved Copper (Cu)	ug/L	59.1	44.3	0.20	8042964
Dissolved Iron (Fe)	ug/L	144	23.0	5.0	8042964
Dissolved Lead (Pb)	ug/L	<0.20	<0.20	0.20	8042964
Dissolved Lithium (Li)	ug/L	8.5	9.5	5.0	8042964
Dissolved Manganese (Mn)	ug/L	101	463	1.0	8042964
Dissolved Molybdenum (Mo)	ug/L	2.8	4.0	1.0	8042964
Dissolved Nickel (Ni)	ug/L	1.9	1.4	1.0	8042964
Dissolved Phosphorus (P)	ug/L	104	13	10	8042964
Dissolved Selenium (Se)	ug/L	6.08	6.50	0.10	8042964
Dissolved Silicon (Si)	ug/L	5720	6490	100	8042964
Dissolved Silver (Ag)	ug/L	<0.020	<0.020	0.020	8042964
Dissolved Strontium (Sr)	ug/L	9930	7090	1.0	8042964
Dissolved Thallium (Tl)	ug/L	<0.050	<0.050	0.050	8042964
Dissolved Tin (Sn)	ug/L	<5.0	<5.0	5.0	8042964
Dissolved Titanium (Ti)	ug/L	6.1	<5.0	5.0	8042964
Dissolved Uranium (U)	ug/L	1.90	8.01	0.10	8042964
Dissolved Vanadium (V)	ug/L	<5.0	<5.0	5.0	8042964
Dissolved Zinc (Zn)	ug/L	<5.0	5.1	5.0	8042964
Dissolved Zirconium (Zr)	ug/L	<0.50	<0.50	0.50	8042964
Dissolved Calcium (Ca)	mg/L	638	656	0.050	8040639
RDL = Reportable Detection Limit					

Maxxam Job #: B581219  
Report Date: 2015/09/24

MINTO EXPLORATIONS LTD.  
Client Project #: MINTO ENV. MONITORING  
Site Location: YUKON  
Your P.O. #: 215955  
Sampler Initials: SR

**CCME DISSOLVED METALS IN WATER (WATER)**

Maxxam ID		ND5877	ND5878		
Sampling Date		2015/09/12 15:40	2015/09/12 16:00		
COC Number		2015-09-15 A	2015-09-15 A		
	UNITS	SS46	SS47	RDL	QC Batch
Dissolved Magnesium (Mg)	mg/L	265	147	0.050	8040639
Dissolved Potassium (K)	mg/L	21.2	12.0	0.050	8040639
Dissolved Sodium (Na)	mg/L	107	75.9	0.050	8040639
Dissolved Sulphur (S)	mg/L	2010	126	3.0	8040639
RDL = Reportable Detection Limit					

Maxxam Job #: B581219  
Report Date: 2015/09/24

MINTO EXPLORATIONS LTD.  
Client Project #: MINTO ENV. MONITORING  
Site Location: YUKON  
Your P.O. #: 215955  
Sampler Initials: SR

### GENERAL COMMENTS

Effective October 1, 2013, the BC MOE SAMPLE PRESERVATION & HOLDING TIME REQUIREMENTS states that Mercury in water requires a glass or PTFE container with Hydrochloric Acid (HCl) preservation. Sample containers and preservation received were not in compliance. Maxxam added HCl to stabilize Mercury in these samples prior to analysis.

**Results relate only to the items tested.**

Maxxam Job #: B581219  
Report Date: 2015/09/24

**QUALITY ASSURANCE REPORT**

MINTO EXPLORATIONS LTD.  
Client Project #: MINTO ENV. MONITORING  
Site Location: YUKON  
Your P.O. #: 215955  
Sampler Initials: SR

QC Batch	Parameter	Date	Matrix Spike		Spiked Blank		Method Blank		RPD	
			% Recovery	QC Limits	% Recovery	QC Limits	Value	UNITS	Value (%)	QC Limits
8042511	Total Dissolved Solids	2015/09/21	100	80 - 120	90	80 - 120	<10	mg/L	1.9	20
8042765	Alkalinity (PP as CaCO3)	2015/09/19					<0.50	mg/L		
8042765	Alkalinity (Total as CaCO3)	2015/09/19	NC	80 - 120	96	80 - 120	0.63, RDL=0.50	mg/L		
8042765	Bicarbonate (HCO3)	2015/09/19					0.77, RDL=0.50	mg/L		
8042765	Carbonate (CO3)	2015/09/19					<0.50	mg/L		
8042765	Hydroxide (OH)	2015/09/19					<0.50	mg/L		
8042775	Conductivity	2015/09/19			100	80 - 120	1.2, RDL=1.0	uS/cm		
8042777	pH	2015/09/19			102	97 - 103				
8042782	Alkalinity (PP as CaCO3)	2015/09/19					<0.50	mg/L	NC	20
8042782	Alkalinity (Total as CaCO3)	2015/09/19	104	80 - 120	96	80 - 120	<0.50	mg/L	1.6	20
8042782	Bicarbonate (HCO3)	2015/09/19					<0.50	mg/L	1.6	20
8042782	Carbonate (CO3)	2015/09/19					<0.50	mg/L	NC	20
8042782	Hydroxide (OH)	2015/09/19					<0.50	mg/L	NC	20
8042786	Conductivity	2015/09/19			100	80 - 120	1.1, RDL=1.0	uS/cm	1.1	20
8042788	pH	2015/09/19			102	97 - 103			0.12	N/A
8042964	Dissolved Aluminum (Al)	2015/09/22	107	80 - 120	108	80 - 120	<3.0	ug/L	NC	20
8042964	Dissolved Antimony (Sb)	2015/09/22	104	80 - 120	104	80 - 120	<0.50	ug/L	NC	20
8042964	Dissolved Arsenic (As)	2015/09/22	101	80 - 120	102	80 - 120	<0.10	ug/L	NC	20
8042964	Dissolved Barium (Ba)	2015/09/22	NC	80 - 120	101	80 - 120	<1.0	ug/L	1.6	20
8042964	Dissolved Beryllium (Be)	2015/09/22	104	80 - 120	101	80 - 120	<0.10	ug/L	NC	20
8042964	Dissolved Bismuth (Bi)	2015/09/22	104	80 - 120	95	80 - 120	<1.0	ug/L	NC	20
8042964	Dissolved Boron (B)	2015/09/22					<50	ug/L	NC	20
8042964	Dissolved Cadmium (Cd)	2015/09/22	98	80 - 120	98	80 - 120	<0.010	ug/L	NC	20
8042964	Dissolved Chromium (Cr)	2015/09/22	103	80 - 120	102	80 - 120	<1.0	ug/L	NC	20
8042964	Dissolved Cobalt (Co)	2015/09/22	98	80 - 120	102	80 - 120	<0.50	ug/L	NC	20
8042964	Dissolved Copper (Cu)	2015/09/22	96	80 - 120	99	80 - 120	<0.20	ug/L	NC	20
8042964	Dissolved Iron (Fe)	2015/09/22	105	80 - 120	109	80 - 120	<5.0	ug/L	NC	20
8042964	Dissolved Lead (Pb)	2015/09/22	101	80 - 120	96	80 - 120	<0.20	ug/L	NC	20
8042964	Dissolved Lithium (Li)	2015/09/22	103	80 - 120	95	80 - 120	<5.0	ug/L	NC	20
8042964	Dissolved Manganese (Mn)	2015/09/22	103	80 - 120	105	80 - 120	<1.0	ug/L	NC	20

Maxxam Job #: B581219  
Report Date: 2015/09/24

**QUALITY ASSURANCE REPORT(CONT'D)**

MINTO EXPLORATIONS LTD.  
Client Project #: MINTO ENV. MONITORING  
Site Location: YUKON  
Your P.O. #: 215955  
Sampler Initials: SR

QC Batch	Parameter	Date	Matrix Spike		Spiked Blank		Method Blank		RPD	
			% Recovery	QC Limits	% Recovery	QC Limits	Value	UNITS	Value (%)	QC Limits
8042964	Dissolved Molybdenum (Mo)	2015/09/22	NC	80 - 120	96	80 - 120	<1.0	ug/L	NC	20
8042964	Dissolved Nickel (Ni)	2015/09/22	100	80 - 120	100	80 - 120	<1.0	ug/L	NC	20
8042964	Dissolved Phosphorus (P)	2015/09/22					<10	ug/L	NC	20
8042964	Dissolved Selenium (Se)	2015/09/22	97	80 - 120	97	80 - 120	<0.10	ug/L	NC	20
8042964	Dissolved Silicon (Si)	2015/09/22					<100	ug/L	0.20	20
8042964	Dissolved Silver (Ag)	2015/09/22	103	80 - 120	100	80 - 120	<0.020	ug/L	NC	20
8042964	Dissolved Strontium (Sr)	2015/09/22	NC	80 - 120	101	80 - 120	<1.0	ug/L	3.9	20
8042964	Dissolved Thallium (Tl)	2015/09/22	96	80 - 120	93	80 - 120	<0.050	ug/L	NC	20
8042964	Dissolved Tin (Sn)	2015/09/22	103	80 - 120	99	80 - 120	<5.0	ug/L	NC	20
8042964	Dissolved Titanium (Ti)	2015/09/22	110	80 - 120	100	80 - 120	<5.0	ug/L	NC	20
8042964	Dissolved Uranium (U)	2015/09/22	94	80 - 120	90	80 - 120	<0.10	ug/L	NC	20
8042964	Dissolved Vanadium (V)	2015/09/22	102	80 - 120	102	80 - 120	<5.0	ug/L	NC	20
8042964	Dissolved Zinc (Zn)	2015/09/22	90	80 - 120	100	80 - 120	<5.0	ug/L	NC	20
8042964	Dissolved Zirconium (Zr)	2015/09/22					<0.50	ug/L	NC	20
8043142	Fluoride (F)	2015/09/18	101	80 - 120	98	80 - 120	<0.010	mg/L	0	20
8043145	Fluoride (F)	2015/09/18	NC	80 - 120	100	80 - 120	<0.010	mg/L	1.3	20
8043306	Total Ammonia (N)	2015/09/18	NC	80 - 120	98	80 - 120	<0.0050	mg/L	2.0	20
8043308	Total Ammonia (N)	2015/09/18	NC	80 - 120	96	80 - 120	0.0061, RDL=0.0050	mg/L	1.5	20
8043310	Total Ammonia (N)	2015/09/18	NC	80 - 120	92	80 - 120	<0.0050	mg/L	0.037	20
8043360	Nitrate plus Nitrite (N)	2015/09/18	98	80 - 120	95	80 - 120	<0.020	mg/L	NC	25
8043368	Nitrite (N)	2015/09/18	101	80 - 120	95	80 - 120	<0.0050	mg/L	NC	20
8043376	Nitrate plus Nitrite (N)	2015/09/18	NC	80 - 120	93	80 - 120	<0.020	mg/L	0.45	25
8043377	Nitrite (N)	2015/09/18	NC	80 - 120	95	80 - 120	<0.0050	mg/L	1.2	20
8043967	Dissolved Chloride (Cl)	2015/09/18	108	80 - 120	98	80 - 120	<0.50	mg/L	NC	20
8043968	Dissolved Sulphate (SO4)	2015/09/18	NC	80 - 120	91	80 - 120	<0.50	mg/L	2.2	20
8043969	Dissolved Chloride (Cl)	2015/09/18	105	80 - 120	99	80 - 120	<0.50	mg/L	1.5	20
8043970	Dissolved Sulphate (SO4)	2015/09/18	NC	80 - 120	90	80 - 120	0.55, RDL=0.50	mg/L	2.7	20
8046102	Dissolved Sulphate (SO4)	2015/09/21			98	80 - 120	<0.50	mg/L		
8046126	Total Dissolved Solids	2015/09/23	103	80 - 120	104	80 - 120	<10	mg/L	1.7	20

Maxxam Job #: B581219  
Report Date: 2015/09/24

**QUALITY ASSURANCE REPORT(CONT'D)**

MINTO EXPLORATIONS LTD.  
Client Project #: MINTO ENV. MONITORING  
Site Location: YUKON  
Your P.O. #: 215955  
Sampler Initials: SR

QC Batch	Parameter	Date	Matrix Spike		Spiked Blank		Method Blank		RPD	
			% Recovery	QC Limits	% Recovery	QC Limits	Value	UNITS	Value (%)	QC Limits
8047929	Dissolved Mercury (Hg)	2015/09/23	89	80 - 120	92	80 - 120	<0.010	ug/L	NC	20

N/A = Not Applicable

Duplicate: Paired analysis of a separate portion of the same sample. Used to evaluate the variance in the measurement.

Matrix Spike: A sample to which a known amount of the analyte of interest has been added. Used to evaluate sample matrix interference.

Spiked Blank: A blank matrix sample to which a known amount of the analyte, usually from a second source, has been added. Used to evaluate method accuracy.

Method Blank: A blank matrix containing all reagents used in the analytical procedure. Used to identify laboratory contamination.

NC (Matrix Spike): The recovery in the matrix spike was not calculated. The relative difference between the concentration in the parent sample and the spiked amount was too small to permit a reliable recovery calculation (matrix spike concentration was less than 2x that of the native sample concentration).

NC (Duplicate RPD): The duplicate RPD was not calculated. The concentration in the sample and/or duplicate was too low to permit a reliable RPD calculation (one or both samples < 5x RDL).

Maxxam Job #: B581219  
Report Date: 2015/09/24

MINTO EXPLORATIONS LTD.  
Client Project #: MINTO ENV. MONITORING  
Site Location: YUKON  
Your P.O. #: 215955  
Sampler Initials: SR

### VALIDATION SIGNATURE PAGE

The analytical data and all QC contained in this report were reviewed and validated by the following individual(s).



Rob Reinert, Data Validation Coordinator

---

Maxxam has procedures in place to guard against improper use of the electronic signature and have the required "signatories", as per section 5.10.2 of ISO/IEC 17025:2005(E), signing the reports. For Service Group specific validation please refer to the Validation Signature Page.



Maxxam Job #: **B581219**

COC #: **2015-09-15 A**

[Click here to get the COC number](#)

Page: 1 of 1

Invoice To: Require Report? Yes  No

Report To:

Company Name: Minto Explorations Ltd  
 Contact Name: Elvina Wong  
 Address: Suite 900 - 999 West Hastings St  
Vancouver, B.C. PC: V6C 2W2  
 Phone / Fax#: Ph: 604-684-8894 Fax: 604-688-2120  
 E-mail: \_\_\_\_\_

Company Name: Minto Explorations Ltd  
 Contact Name: Minto Environment  
 Address: Suite 900-999 West Hastings St  
Vancouver, B.C. PC: V6C 2W2  
 Phone / Fax#: Ph: 604-684-8894 Fax: 604-688-2120  
 E-mail: minto\_environment@mintomine.com

PO #: 215955  
 Quotation #: \_\_\_\_\_  
 Project #: \_\_\_\_\_  
 Proj. Name: Minto Env. Monitoring  
 Location: Yukon  
 Sampled by: Shaun Roberts, Dan Potvin

REGULATORY REQUIREMENTS: SERVICE REQUESTED:

- CSR  Regular Turn Around Time (TAT)  
 (5 days for most tests)  
 CCME  BC Water Quality  Other \_\_\_\_\_  DRINKING WATER  
 RUSH (Please contact the lab)  
 Date Required:  1 Day  2 Day  3 Day

SPECIAL INSTRUCTIONS:  
 Return Cooler  Ship Sample Bottles (please specify)

Sample Identification		Lab Identification	Sample Type	Date/Time(24hr) Sampled	Field Filtered? Y N	Field Acidified? Y N	Total Metals	Nitrate	Nitrite	Ammonia	Total Suspended Solids (TSS)	pH	Conductivity	Alkalinity	Chloride	Fluoride	Sulphate	Phosphate	DOC (Diss'd Organic Carbon)	TOC (Total Organic Carbon)	Ra 226	Number of Containers
1	SS32	ND5865	Water	15/09/12 09:15	X	X	X	X	X	X	X	X	X	X	X	X	X					3
2	SS35	ND5866	Water	15/09/12 09:55	X	X	X	X	X	X	X	X	X	X	X	X	X					3
3	SS36	ND5867	Water	15/09/12 10:30	X	X	X	X	X	X	X	X	X	X	X	X	X					3
4	SS10	ND5868	Water	15/09/12 10:45	X	X	X	X	X	X	X	X	X	X	X	X	X					3
5	SS9	ND5869	Water	15/09/12 10:55	X	X	X	X	X	X	X	X	X	X	X	X	X					3
6	SS45	ND5870	Water	15/09/12 11:30	X	X	X	X	X	X	X	X	X	X	X	X	X					3
7	SS17	ND5871	Water	15/09/12 11:45	X	X	X	X	X	X	X	X	X	X	X	X	X					3
8	SS8	ND5872	Water	15/09/12 13:35	X	X	X	X	X	X	X	X	X	X	X	X	X					3
9	SS7	ND5873	Water	15/09/12 13:45	X	X	X	X	X	X	X	X	X	X	X	X	X					3
10	SS6	ND5874	Water	15/09/12 14:10	X	X	X	X	X	X	X	X	X	X	X	X	X					3
11	SS33	ND5875	Water	15/09/12 14:40	X	X	X	X	X	X	X	X	X	X	X	X	X					3
12	SS38	ND5876	Water	15/09/12 14:30	X	X	X	X	X	X	X	X	X	X	X	X	X					3
13	SS46	ND5877	Water	15/09/12 15:40	X	X	X	X	X	X	X	X	X	X	X	X	X					3
14	SS47	ND5878	Water	15/09/12 16:00	X	X	X	X	X	X	X	X	X	X	X	X	X					3



B581219

Print name and sign		Print name and sign		Laboratory Use Only						
*Relinquished By:	Date (yy/mm/dd):	Time (24hr):	Received by:	Date (yy/mm/dd):	Time (24 hr):	Time Sensitive	Temperature on Receipt (°C)	Custody Seal	Yes	No
Shaun Roberts	15/09/15	8:30	KEVIN CHONG	2015/09/17	10:00	<input checked="" type="checkbox"/>	A) 9 B) 9 C) 10	Present?	<input type="checkbox"/>	<input checked="" type="checkbox"/>
							Just sampled & rec'd on ice:	Intact?	<input type="checkbox"/>	<input type="checkbox"/>

IT IS THE RESPONSIBILITY OF THE RELINQUISHER TO ENSURE THE ACCURACY OF THE CHAIN OF CUSTODY RECORDS. AN INCOMPLETE CHAIN OF CUSTODY MAY RESULT IN ANALYTICAL TAT DELAYS.

(on ice)