



2020

annual report





table of contents

2	Who We Are
4	Message to Yukoners
6	President's Welcome
8	2020 At a Glance
10	2019–2024 Strategic Priorities & Performance
14	2020 Corporate Goals & Performance
17	Health, Safety & Environment
22	Customers, Community & Partnerships
29	Management Discussion & Analysis
37	Financial Statements

who we are

Yukon Energy is a publicly owned electrical utility established in 1987. We operate as a business, at arms-length from the Yukon government, to generate and transmit electrical energy in Yukon. We work with Yukon Development Corporation, our parent company, to provide sustainable, cost-effective and reliable electricity to Yukoners.

There are over 21,000 electricity consumers in the territory. We provide power to most of them indirectly, through ATCO Electric Yukon, who buys wholesale power from us. We directly serve some 2,200 customers, most of whom live in and around Dawson City, Mayo and Faro.

Most of the electricity we produce is renewable, coming primarily from hydro resources at our Whitehorse, Aishihik and Mayo hydroelectric facilities. We also generate a small amount of thermal energy from our liquefied natural gas (LNG) and diesel plants. These thermal plants ensure we have reliable electricity when it's needed at peak times, during emergencies and when renewable sources of electricity are not available.

Our headquarters are located at the Whitehorse Rapids Generating Station in Whitehorse.

Mission

To enable Yukon's prosperity with sustainable, cost-effective and reliable electricity

Values

- Safety
- Accountability
- Continuous Improvement
- Teamwork
- Professionalism
- Good Corporate Citizenship

Vision

To establish a sustainable legacy for Yukon's future





message to yukoners

In January 2020, we released the biggest, boldest, most visionary plan we have ever put together — our ***10-Year Renewable Electricity Plan***.

Our plan outlines the key steps, projects and partnerships needed by 2030 to address the substantial demand anticipated for renewable electricity in Yukon. Demand that will be driven by Yukon's economic growth and its increasing investments in electric vehicles and heating technologies.



This is the plan that will help Yukon government meet the emission reduction targets outlined in its climate change strategy *Our Clean Future*.

Our 10-year plan starts with the new supply projects we already have under development, such as battery storage, hydro uprates and storage enhancements, electricity purchases from Independent Power Producers, micro-generation, demand side management programs, and the replacement of end-of-life thermal generators.

To those, it adds an exciting portfolio of key projects and partnerships that will truly secure our ability to generate enough reliable, renewable electricity to keep Yukon's lights and heat on — and power all the new technology that's coming our way.

Key projects will be located primarily in the Southern Lakes region and on the overlapping Traditional Territories of Carcross/Tagish First Nation and Taku River Tlingit First Nation. They include:

- 1.** Building a new pumped storage facility on Moon Lake;
- 2.** Purchasing renewable electricity from the planned expansion of the Atlin hydro plant owned by the Taku River Tlingit First Nation; and
- 3.** Expanding and upgrading the transmission network in the Southern Lakes region.

The projects in this plan will take time. That's why it's a 10-year plan. The projects will require singular focus: there can be no picking and choosing as every project is needed to reach our goal. And, until the projects can be fully implemented, we will have little to no

choice but to continue to rent back-up diesel generators each winter to ensure reliability of electrical service.

However, the real beauty of the plan is that it gives us a roadmap to a clean future by 2030. On average, it will allow us to generate more than 97% renewable electricity.

One key to success for the plan is that we work proactively and collaboratively with First Nations governments, development corporations and Citizens to help us shape and deliver the plan.

The way we partnered on the Battery Project Committee with Kwanlin Dün First Nation and Ta'an Kwäch'än Council in 2020 is an example of the kind of First Nations partnerships we envision.

Another example of us developing meaningful partnerships with First Nations is our Agreement in Principle with Tlingit Homeland Energy Limited Partnership. This is the Taku River Tlingit First Nation's development corporation. The agreement we signed in August 2020 committed us to work together in good faith towards the purchase of renewable power from Atlin for the benefit of all Yukoners.

A second key to success for the plan is community and business partnerships. In our plan, everyone has a role to play in helping build Yukon's sustainable energy future. First Nations governments and development corporations, and local communities can participate by way of independent power production, while individuals can participate in programs like Peak Smart and the Micro-Generation Program. The Electricity Purchase Agreements we signed in 2020 with Solvest and Nomad Contracting and Electrical Services for the purchase of power from their independently-built and owned solar farms are prime examples of the kind of partnerships that move us toward the future we want.

A final key to success is federal funding. The projects in this plan are estimated to cost in excess of \$500 million, our largest ever

investment in Yukon's electricity system. Federal funding for the plan will be key to keeping the plan affordable for customers and minimizing risks.

While the *10-Year Renewable Electricity Plan* is a pretty big deal, it was not the only thing that occupied the Corporation in 2020, as this Annual Report will illustrate. I'd like to end with our renewed focus on environmental, social and corporate governance. These pages contain a number of stories that highlight our efforts to hold ourselves accountable for — and more carefully manage — our environmental, social and corporate impacts. We will increasingly focus on these in future years.

A key example of managing our social impacts was the development of our 2021 General Rate Application in such a way that the implementation of the rate increase makes the impact on typical Yukoners' electricity bills nearly zero.

That's the kind of commitment to the needs and desires of Yukoners that informs our visioning, planning and implementation as we continue to do this work on your behalf.



Lesley Cabott

Chair, Yukon Energy Corporation Board of Directors

2020

Board of Directors

Lesley Cabott (<i>Chair</i>)	Simon Lapointe
Clint McCuaig (<i>Vice Chair</i>)	Mike Pemberton
Sue Craig	Wendy Shanks
Blair Hogan	Rod Snow
John Jensen	Jim Stephens
Gary Jones	

president's welcome

Every year comes with its challenges and opportunities. In 2020, COVID-19 was the challenge that affected every facet of our operations. It also provided an opportunity to demonstrate our ability to adapt and respond to the challenge. Preparing and responding to emergencies is part of our everyday business. We rolled out our Pandemic Plan in March in order to satisfy the measures put in place by Yukon's Chief Medical Officer.

With a strong set of protocols we established self-isolation measures, work-from-home procedures, enhanced workplace hygiene and social-distancing practices, postponed or eliminated in-person meetings, restricted visitors to all Yukon Energy offices and suspended all non-essential travel. Through it all, we continued to build, maintain and deliver essential electricity service to Yukoners.

A prime example of our efforts to keep our workers, contractors and Yukoners safe, was the launch and progress over the year on the \$34 million Mayo to McQuesten Transmission Line Replacement Project. You will find more information in this report about the kinds of protocols we put in place to ensure the safety, not only of our crews, but of First Nations Citizens and the people of Mayo and Keno. The project is now well-advanced and, to date, we have recorded no cases of COVID-19 related to it.

Another challenge we faced this year was a result of the drought conditions and low snow pack we experienced in 2019. With lower than normal water levels, we were further hit

with colder than normal temperatures from January to April 2020. In fact, we set a new record on January 14, 2020 for the highest peak power demand ever recorded in Yukon, 104 megawatts.

One result of this challenge was that we had less water available this spring to generate electricity compared to normal years. Another is that we burned more liquefied natural gas and diesel than planned over the winter of 2019/2020.

On the plus side, we were able to step up and provide the electrical resources Yukoners needed to keep the lights and heat on during a long, cold winter and spring. These are the situations we plan for. With an anticipated increase in demand of close to 40% over the next 10 years, ensuring reliability in case of emergency events will be as critical as ever.

One way we added to our commitment to reliability was to enhance our existing diesel power plant in Faro to accommodate seven of our 17 diesel generating rental units this winter. They are used if and when they are needed to meet peak demands for power and to generate electricity during emergency situations. The Faro units were used on very cold days in January, February and early April, running for a few hours a day.

But where we really want to be, is a Canadian leader in renewable electricity production. The higher snowpack in 2020/2021 will help us get there, as it means more water for hydro generation. But even bigger solutions are on the horizon as envisioned by our *10-Year Renewable Electricity Plan*. Projects like the Moon Lake Pumped Storage facility will give us large, reliable sources of dependable winter capacity. Assuming we successfully execute the *10-Year Renewable Electricity Plan*, by 2030 we will be on average, more than 97% renewable and may be able to eliminate the need for rental diesels altogether.



Finally, I want to highlight our focus on our people in 2020. We consciously set out to focus on leadership and growth, succession planning and general planning for the future. By enabling our people to realize their full potential, we also encourage them to grow and stay with the Corporation to all our benefit.

In the near-term, changes in position titles and reporting structures in 2021 provide opportunities for some individuals to take on new leadership roles in the company. In the long-term, these changes help provide more opportunities for all staff who want to advance or change their career within our company, to do so.

It has once again been my pleasure to work with such a dedicated team this past year. To see them embrace the formidable challenges of 2020 and to come out of it with their commitments to the job and our mandate intact, moves me.

To me, that's the power of Yukon.

Andrew Hall
President & CEO, Yukon Energy Corporation

2020 at a glance

generating capacity
in the summer

124
megawatts

renewable
generation¹

86
per cent

generating capacity
in the winter²

106
megawatts

kilotonnes

36.6
cumulative greenhouse
gas emissions
(excluding fleet)³

electricity generated

505
gigawatt hours

peak
demand⁴

104
megawatts

2

motor vehicle
incidents

¹ due to low water levels in spring 2020

² caused by a lower supply of hydro resources during winter months

³ comparable to the greenhouse gases of 7221 passenger vehicles driven for a year

⁴ recorded on January 14, 2020



Full moon over Dawson City – Archbould.com

Low snowpack and record peak What it meant for electricity production in 2020

If there's one thing Yukoners know, it's that Mother Nature does not always give us what we want.

We use hydro to generate the vast majority of electricity Yukoners use. This means that we like to see a full supply of water in each of the watersheds that supplies our hydro reservoirs each year.

Unfortunately, 2020 didn't provide us with that. Drought conditions and low snow pack levels across much of Yukon in 2019 left lower than average water levels and inflows in the Mayo and Aishihik watersheds at the start of 2020.

That really hurt us when the temperatures turned colder than normal between January and April 2020. In fact, it got so cold that on January 14, 2020, Yukoners recorded a new all-time record peak demand for electricity — 104 megawatts in 2020 compared to 90 megawatts in 2019.

Suffice to say, the colder temperatures caused our supply of hydro power to deplete more quickly than normal in 2020. With inflows running lower than normal at the start of the year, and more hydro power being needed in the first three months, less water was available in the spring for us to generate all the electricity Yukoners needed. As a result, we were forced to burn more liquefied natural gas (LNG) and diesel than we had planned.

In 2020, low water levels and inflows, and cold conditions meant 86% of the electricity we generated was renewable. LNG was used to generate 10% of the electricity we supplied, and diesel 4%.

The reality is, we operate an isolated power system. When Mother Nature throws us a curve ball, we can't simply buy excess renewable electricity from our neighbours. We can only rely on ourselves to generate the electricity we need to keep the lights and heat on.

That's why we're really excited to move forward with the projects in our *10-Year Renewable Electricity Plan*. As we work to connect more sources of hydro, solar and wind energy to the grid, and build the battery and pumped storage projects needed to allow us to store surplus renewable electricity when it's available for times when it's not, we'll be able to reduce our reliance on LNG and diesel in the future.

2019–2024 strategic priorities & performance

STRATEGIC PRIORITY

PERFORMANCE

Generate reliable and renewable energy

In 2020, 86% of the electricity we generated was renewable. This was lower than our five-year average of 91% because of low water levels and inflows in the Mayo and Aishihik reservoirs, and colder-than-normal temperatures between January and April. We were able to continue delivering reliable electricity to Yukoners during the winter by using liquefied natural gas and diesel when hydro resources weren't available.

Our *10-Year Renewable Electricity Plan* outlines our plans to generate an average of more than 97% renewable electricity by 2030. In 2020, we made great progress on this plan. We signed agreements to purchase solar power from two Independent Power Producers in Yukon. We also signed an Agreement in Principle with Tlingit Homeland Energy Limited Partnership outlining our desire to purchase hydro power from the proposed Atlin Hydro Expansion Project. And finally, we advanced work on designing and building our own grid-scale battery storage project, which will be the largest in the North when complete.

Secure long-term sustainable funding

We worked with our shareholder, Yukon Development Corporation, to secure funding for projects outlined in our 5-year capital project plan.

We also submitted an application to our regulator, the Yukon Utilities Board, for a rate increase in 2021 that would have nearly zero impact on electricity bills. We asked that the 11.5% rate increase be applied to bills at the same time that other charges are expected to be lowered or removed from bills. Doing this allows us to continue to invest in Yukon's electricity system while providing Yukoners with bill stability.

STRATEGIC PRIORITY

PERFORMANCE

Develop mutually beneficial First Nations partnerships

In August, we formed a Battery Project Committee with representatives from Yukon Energy, Kwanlin Dün First Nation and Ta'an Kwäch'än Council to assess location options for the battery and provide benefits for these First Nations.

We also signed an Agreement in Principle with Tlingit Homeland Energy Limited Partnership, a development corporation of the Taku River Tlingit First Nation, outlining the essential elements of an Electricity Purchase Agreement for the proposed Atlin Hydro Expansion Project.

Finally, we continued to work with representatives from the Champagne and Aishihik First Nations on the long-term re-licensing of the Aishihik hydro facility.

Achieve excellence in employee engagement

In 2020, we focused on employee growth and development. We leveraged the opportunity of having many of our employees working from home during the early days of COVID-19 to provide online training opportunities.

Succession plans were also built for a number of leadership positions in the organization.

Streamline and clarify governance

In 2020, a Protocol Agreement was signed between the Chair of Yukon Energy Corporation's Board of Directors and the Chair of Yukon Development Corporation's Board of Directors. The Agreement describes Yukon Energy's accountabilities in relation to Yukon Development Corporation's performance expectations for the utility. It outlines both corporations' agreement to each of their respective roles and responsibilities, and provides a framework that encourages strong corporate governance of Yukon Energy.

Provide outstanding, reliable customer value

We worked with ATCO Electric Yukon to provide Yukoners with customized and flexible solutions to manage their electricity bill payments during the pandemic. In 2020, not a single one of our retail customers experienced a disruption in their electrical service because they couldn't pay their electricity bill.

We also completed our *My Account* online customer portal in late 2020 and released it to customers in early 2021.

THE PATH TO 97% RENEWABLE

Our *10-Year Renewable Electricity Plan*

Our *10-Year Renewable Electricity Plan* outlines our bold vision for Yukon's renewable energy future. It presents a once-in-a-lifetime opportunity for Yukon to invest in the critical renewable electricity projects needed to fuel our lives, our work and our economy with clean energy by 2030. It's a plan to help the Yukon government achieve its carbon emission reduction targets.

We released a first draft of the plan in January 2020. After hosting more than 35 meetings with First Nations governments, electricity stakeholders and the public throughout the year to gather feedback, a final version was released in December 2020.

The portfolio of key projects and partnerships highlighted in the plan will help us meet growing demands for power with renewable sources, and to reduce our use of liquefied natural gas and diesel to generate electricity. It creates opportunities for our Corporation, First Nations governments and development corporations, the Yukon and federal governments, and all Yukoners, including youth, to jointly shape our electricity future.

When complete, projects in our plan will set us up to supply, on average, more than 97% renewable electricity to Yukoners.


Every project in our plan is critical to providing Yukoners with the clean energy future they have told us they desire. Some of the projects are already under development – such as battery storage, hydro uprates and storage enhancements, the purchase of solar, wind and hydro power from Independent Power Producers, the installation of rooftop solar panels on homes and businesses (micro-generation), demand side management programs, and the replacement of end-of-life diesel generators.

The development of three new projects will also be critical if we are to reach our 97% renewable electricity target. Located primarily in the Southern Lakes region and on the overlapping Traditional Territories of Carcross/Tagish First Nation and Taku River Tlingit First Nation, these new projects are in areas rich with potential for hydro power and pumped storage.

- 1. Construct a new pumped storage facility on Moon Lake.**
- 2. Purchase hydro power from the planned expansion of the Atlin hydro plant owned by the Taku River Tlingit First Nation.**
- 3. Expand and upgrade the transmission network in the Southern Lakes region.**

These projects provide the key additions to our electricity system that are urgently needed — more sources of renewable electricity that can be relied on in the winter, and ways to store surplus renewable energy we have in the summer for use during the winter. Other options like wind, solar, geothermal and biomass were explored as part of our plan, but today, these options don't provide the dependable, commercially-ready and scalable solutions we need to meet winter peaks.





Plans for each of these projects are in very early stages. Our work with First Nations governments and development corporations to explore partnership opportunities and to further assess the projects are critical to success.

In 2020, we started conversations with Carcross/Tagish First Nation and Taku River Tlingit First Nation about these projects. These discussions will continue over the next 10 years with the intention of developing respectful and mutually beneficial partnerships with each First Nation.

The *10-Year Renewable Electricity Plan* is a vision of our renewable energy future that many Yukoners have been asking and waiting for. It's a green plan that helps to protect the Yukon environment and reduce greenhouse gas emissions while giving us the additional electricity that we need. But it does come at a considerable cost.

Federal grant funding of our plan will be key to keeping electricity rates affordable. Projects in our plan are expected to cost more than \$500 million, a cost that is beyond what Yukoners can bear alone. We've already begun to work on securing funding and partnerships, but federal funding will not cover all of the expected costs. Yukoners can expect electricity rates to increase by some degree as these new projects are developed.

2020 corporate goals & performance

CORPORATE GOAL	PERFORMANCE
Achieve an All Injury Frequency Rate of 1 or less	In 2020, we had an All Injury Frequency Rate of 6.02, the result of three Medical Aids and two Lost Time Injuries within the organization. Employee, contractor and public safety remain a key focus for us in 2021.
Achieve 10 or less controllable outages	We had 13 controllable outages in 2020, the same number as in 2019.
Maintain greater than 95% availability of Yukon Energy generation assets	Safely repairing electricity generation facilities often requires the units to be taken out of service until repairs are complete. In 2020, two different units at our natural gas facility broke down on separate occasions, and two of the four penstocks at our Whitehorse hydro facility needed to be repaired. Because of these repairs, the average availability of our assets was 89%.
Achieve a Return on Equity (ROE) of 4.40%	Our 2020 ROE was 2.73%.
Complete key employee development and engagement initiatives	Succession plans were built for a number of leadership positions across the organization. In early 2021, we made changes to some position titles and reporting structures to provide opportunities for some individuals to take on new leadership roles in the company.
Launch our Enterprise Asset Management system	Significant work was completed in 2020 to gather business requirements for the system, build and test the new software and processes, and train employees on the new system. The Enterprise Asset Management system went live in early 2021 after it was integrated with our legacy software assets.

CORPORATE GOAL

PERFORMANCE

Commission the second site for the temporary rental diesels

Achieved. We built the second site within the fence line of our existing Faro diesel plant and installed seven temporary rental diesel units in Faro for the 2020/2021 winter season. This further protects Yukoners from possible prolonged outages during emergencies. We chose Faro as the location of the second temporary rental diesel site because there was enough room to install the units and new substation within our existing fence line, there was room for fuel storage, setting up the seven rental units in one location was cheaper than having to set them up in multiple locations, and having all the extra rentals in Faro was found to be the most efficient to meet peaks demands for electricity across the entire Yukon grid.

Submit our *Yukon Environmental and Socio-economic Assessment Act* (YESAA) proposal for a long-term water use licence for the Aishihik Generating Station

Achieved. Our proposal was submitted in mid-July.

Sign a commercial agreement to buy power from the proposed Atlin Hydro Expansion Project

In August, we signed an Agreement in Principle with Tlingit Homeland Energy Limited Partnership (THELP). The agreement outlines THELP's intention to expand the hydro facility in Atlin, and our shared intention to negotiate an Electricity Purchase Agreement that would see us purchase hydroelectricity from Atlin to increase the amount of renewable electricity available in Yukon.

Kick-off pre-feasibility engineering and environmental monitoring for key projects in the *10-Year Renewable Electricity Plan*

Achieved. We completed pre-feasibility engineering, environmental monitoring and public engagement on our proposed grid-scale battery.



health, safety & environment

As Yukoners, we are deeply invested in the safety and well-being of our employees and community. When COVID-19 became a reality in Yukon in early 2020, we committed to doing all we could to curb its spread and support one another.

We are also the providers of essential electricity service in Yukon. Whether or not Yukon experiences a pandemic, our primary commitment does not change. That is, ensuring Yukoners have the power they need when they need it.

What needed to change was how we fulfilled our commitment. Fortunately, preparing and responding to emergencies is part of our everyday business. In March 2020, our emergency preparedness teams ramped up to high gear and we rolled out our Pandemic Plan.

We started by accepting the guidance of Yukon's Chief Medical Officer of Health. We implemented basic protocols including:

- travel restrictions and self-isolation measures
- enhanced workplace hygiene and social-distancing practices
- employees working from home, where possible
- postponing in-person community meetings

These protocols were revisited at regular intervals and updated, starting at the end of March. At that time, visitors to all our offices and facilities were restricted. We closed our Dawson City office to walk-ins, and instead focused our efforts on supporting our customers by phone and email exchanges. Employee presence at sites was limited and field-based staff worked on a rotational basis. All non-essential travel was suspended. We also developed a COVID-19 web page to post all updates and receive comments from Yukoners.

By the end of June, we joined Yukon government in easing restrictions across the territory. We implemented a 4-phase approach to return employees to the office and reinstate business-as-usual practices. While more employees and contractors travelled to Yukon communities to do their work, they did so with additional measures. These included COVID-19 self-assessments, health and symptom monitoring and strict cleaning and physical distancing protocols.

By mid-August, we re-opened our Dawson City office to the public with new COVID-19 hours to provide for enhanced cleaning practices.

Today, we continue to monitor the COVID-19 pandemic closely and will transition through our plan at the guidance of Yukon's Chief Medical Officer of Health and Yukon government.

DELIVERING ON OUR COMMITMENT TO RELIABILITY DURING COVID-19

The Mayo to McQuesten Transmission Line Replacement Project

Our job at Yukon Energy is to generate and deliver electricity to the majority of communities across Yukon. Keeping the lights on throughout Yukon is something that's ingrained in our DNA.

When COVID-19 came along, we needed to find different ways to do things, adapt to changing guidelines, and to pivot and flex as necessary to work within protocols put in place by the Yukon government, and local First Nations governments and municipal communities.

Moving ahead with the Mayo to McQuesten Transmission Line Replacement Project during the pandemic meant delivering on our promise to provide safe and reliable electricity service to our customers, even during a pandemic.

More than 65 years old, the power line between Mayo and the McQuesten substation had reached end-of-life. Customers were experiencing an increasing number of outages. Its leaning poles and sagging wires posed safety concerns.

Replacing the transmission line and adding system protection equipment at the Stewart Crossing South substation was needed to increase reliability and improve power quality in the Mayo and Keno areas. They would also serve to improve public safety and support future growth and development in the region with more renewable electricity. Proceeding with the project during COVID-19 was also a way to put Yukoners back to work and support the economy during a time of need.

This project is on the Traditional Territories of the First Nation of Na-Cho Nyäk Dun and Selkirk First Nation. After identifying the need to continue on with this project during the pandemic, we engaged the First Nation of Na-Cho Nyäk Dun, Selkirk First Nation's designate on the project, Selkirk Development Corporation, the Na-Cho Nyäk Dun Development Corporation and the Village of Mayo to discuss our plans and approach in the context of COVID-19.

With their input, we put in place strict COVID-19 safety plans and protocols designed to keep area residents, First Nations Citizens, and contractors safe. These included:

- Implementation of all rules in the Yukon government's *Direction and Guidelines for the Delivery of Critical, Essential and Other Services in Response to COVID-19*, and *Guidelines for Work Camps During COVID-19*.
- Clear communications with First Nation of Na-Cho Nyäk Dun, both development corporations and the Village of Mayo regarding any movement of workers or equipment.
- Clear separation of work camp and community spaces.
- Daily monitoring of workers at camp by medical staff.
- Additional personal protective equipment for work in close quarters.
- Rules around the purchase and delivery of all supplies.
- Staggered meal times and breaks to limit gatherings.

With all that in place, work on the project started in June of 2020 and is now well-advanced. The new transmission line was energized in early March 2021, and upgrades to the substation will be completed by the end of 2021. To date, there have been no cases of COVID-19 linked to the project.



New structures on the Mayo to McQuesten Transmission Line – Rocky Buksa

Business can get a bit fishy at times

Hydro plays a key role in Yukon's electricity system, as water is used each day to generate the vast majority of electricity Yukoners use.

As the owner and operator of three hydroelectric generating stations across Yukon, we recognize the strong cultural and traditional connection between First Nations, water and fish. Our Whitehorse Rapids Fish Ladder and Fish Hatchery play key roles in supporting fish health and biodiversity in Yukon.

The Whitehorse Rapids Fish Ladder is the longest wooden fish ladder in the world and enables migrating salmon to continue their journey upstream past our Whitehorse hydroelectric dam to their spawning grounds in the Yukon and M'Clintock rivers and their tributaries.

The Fish Hatchery conducts important research and conservation work each year to ensure that salmon populations are monitored and supported with egg collection, fry development, and fish release programs.



But the facilities deliver other benefits as well, including school programming, a tourist attraction, a base for research initiatives, and gamefish stock for anglers around the territory.

In normal years, the Fish Ladder provides enhanced viewing opportunities for Yukoners and visitors. With COVID-19 this year, the indoor and outdoor public viewing galleries were closed. In spite of the shutdown, five youth were hired to assist with monitoring, tagging and collection of fish for brood stock (eggs and milt), the annual fry release in Wolf Creek, and general help around the hatchery and ladder.

2020 salmon returns in the whole of the Yukon River were low, with only 216 Chinook coming through the ladder — of which 55 were female. The minimum target number of fish for egg and milt collection is 40 females and 80 males each year. In 2020, due to the low run size, only 27 females and 34 males were retained for broodstock.

In spite of the low numbers, the hatchery raised approximately 126,000 salmon fry in 2020, along with 91,000 Rainbow Trout, Arctic Char, Bull Trout and Kokanee fry for Yukon government's pothole lake stocking program.

Staff also assisted with many projects around the dam site, including ongoing studies by Carlton University, Canadian Wildlife Federation and Yukon First Nations, and projects funded through the Yukon Salmon Sub-Committee.

The multi-year tagging program, which concluded in 2020, aimed to confirm the migration and spawning patterns of Chinook salmon in the Upper Yukon River and to examine passage efficiency for salmon through the Whitehorse Rapids Fish Ladder.

Results from the research were released in early 2021, with a recommendation to keep the fish ladder passageway open 24/7 to increase passage efficiency for migrating salmon.

As holding fish for a short period of time is necessary for our salmon counting and brood stock collection activities, we will explore what options exist to maximize salmon passage through the ladder while also supporting fishery enhancement programs.



customers, community & partnerships

Customers

We are committed to providing sustainable, reliable and cost-effective service to our customers. We also believe in providing Yukoners with the information and tools to better manage their electricity use and to conserve energy, when and where possible.

RELIABILITY

Our ability to keep the lights on is especially important during Yukon's cold and dark winters when demand for electricity is the highest.

This means we're always planning for cold weather, emergencies and increased demands for electricity. That's why we rent diesel generators each winter as our insurance policy against prolonged power outages until we can build more dependable renewable resources.

In 2020, we rented 17 portable diesel generators; seven more than last winter. If the cold snap in January 2020 reinforced anything for us, it's that collectively, Yukoners are using more electricity than ever before, and that more sources of dependable electricity are needed at the flip of a switch during the winter.

Ten of the rental diesel generators were installed in our Whitehorse parking lot like last year. The other seven were installed at our diesel power plant in Faro.

OUTAGES

Number of system outages in 2020: 46

Top causes of system outages:

- tree contacts
- external interference (e.g., third-party contact, wildlife)
- adverse weather

CUSTOMER RATES

Between 2019 and 2021, we expect to invest more than \$55 million in projects that are needed to meet future demands for clean energy, and to replace and refurbish the aging assets we already have. These investments improve our ability to deliver reliable electricity to Yukoners now and in the future.

In November 2020, we submitted an application to our regulator, the Yukon Utilities Board, for a rate increase in 2021. As part of our application, we outlined a way for the rate increase to have nearly zero impact on what Yukoners' pay each month for electricity.

If approved by the Yukon Utilities Board, our proposed 2021 rate increase will see the typical monthly residential bill increase by about 70¢. The typical commercial customer's bill will go down by about \$2.00 a month.

Our 2021 rate application asks for:

- an 11.5% rate increase in 2021. This equates to 3.8% a year between 2019 and 2021.
- the rate increase to be implemented in two stages.
- each staged increase be added on dates that other charges are planned to come off the electricity bill or to be reduced to zero.

A storm brews over the Mayo substation – Yukon Energy



- the first increase to be implemented on July 1, 2021 when Rider F (fuel) is expected to be reduced to 0.
- the remaining increase be implemented on December 1, 2021 when the Yukon Energy 2017/18 GRA True-up line item is scheduled to come off electricity bills.

ENERGY CONSERVATION

- Number of new roof-top solar customers connected in 2020 in communities we directly serve: 4
- Total number of roof-top solar customers in communities we directly serve: 14
- Solar electricity exported to the grid in 2020 by our micro-generation customers: 48,756 kWh (about the same amount of electricity used by four Yukon homes in a year)



CUSTOMER SERVICE

With the arrival of the pandemic in early 2020, we recognized early on that Yukon households and businesses would need customized and flexible solutions to manage their electricity accounts.

We worked with customers on a case-by-case basis to develop flexible bill payment options unique to their specific challenges and needs. We also temporarily adapted our normal business practices to ensure that no customer's electricity service was interrupted in 2020 because they couldn't pay their bill.

We also launched *My Account* to our retail customers in February 2021. The new system provides our retail customers with the ability to view current and past bill statements, compare monthly electricity usage, pay electricity bills and request electrical services online.



Community

Taking a stand against hunger

The athletes were ready. Volunteers were engaged, sponsorships were secured and venues were booked. Everything was all set for the Arctic Winter Games in Whitehorse. And then COVID-19 happened.

The pandemic derailed the hopes and aspirations of athletes, and put the enthusiasm and work of volunteers on hold. But it also ended the need for sponsorships and frustrated the desire of sponsors to contribute to their community.

We were one such sponsor. When the Games were cancelled, the Arctic Winter Games Host Society returned \$75,000 of our \$100,000 sponsorship, while retaining \$25,000 to pay for fixed costs already incurred.

However, nothing had changed in our commitment to making a difference in the communities where we live and work. We recognized the loss of sponsorship as an opportunity for a different kind of contribution to our community.



COVID-19 has caused hardship for business owners, individuals employed by them and Yukon communities. We took the \$75,000 returned to us and added another \$25,000 to support Yukoners most affected by COVID-19.

We advanced the \$100,000 as a one-time gift to United Way Yukon to establish the *Yukon Energy Food Security Network*.

The goal of the network is to eliminate hunger in Yukon by connecting individuals in need of emergency food services in communities across Yukon with local emergency food suppliers. It aims to do this by:

- identifying the need for emergency food services in each Yukon community and the resources that already exist to provide them;
- researching and building a long-term solution to connect anyone in need of emergency food services with existing resources in the community; and
- working to establish a long-term food supply chain for community-based organizations where one currently does not exist.

The *Yukon Energy Food Security Network* was launched with a one-time gift aimed at making an immediate impact. However, it is designed to have a lasting impact on Yukoners. Together with the Whitehorse Food Bank and Yukon Anti-Poverty Coalition, United Way Yukon will manage the network on a go-forward basis and ensure ongoing funding for the program.

As a first step, for the next five years, Yukon Energy will redirect approximately \$20,000 annually from monies raised during our annual United Way employee/Board-giving campaign, and our annual gift to the Whitehorse Food Bank to the *Yukon Energy Food Security Network*.



Gathering public feedback on our proposed grid-scale battery – Stantec



Partnerships

Living our values: First Nations partnerships and public engagement

For years, we've stood by our commitment to two key principles: First Nations partnerships and gathering feedback from Yukoners.

A key example of our commitment to First Nations in 2020 was the partnerships we formed for our Battery Energy Storage System project. When complete, the 7 megawatt / 40 megawatt-hour battery, located on the overlapping Traditional Territories of the Kwanlin Dün First Nation and Ta'an Kwäch'än Council, will be the largest grid-connected battery in the North, and one of the largest in Canada.

Together with representatives from both First Nations, we developed a Project Committee to evaluate potential sites for the battery and to discuss opportunities to maximize First Nations benefits from the project.

Three sites were originally proposed for the battery — all on First Nations Settlement Land and on the overlapping Traditional Territories of Kwanlin Dün First Nation and Ta'an Kwäch'än Council. Two of the three sites were in Whitehorse near our Whitehorse Rapids Generating Station on Robert Service Way and one on the North Klondike Highway beside our Takhini substation.

With the support of both First Nations, public feedback about each of the proposed sites was collected during open houses in September and through discussions with property owners near each of the three proposed sites.

One direct result of the public engagement was elimination of the site beside the Takhini substation on the North Klondike Highway from consideration. Nearly 60 per cent of public comments received about the project was in opposition to the battery being located on that site.

In early 2021, we announced that the site on Robert Service Way near the Alaska Highway would be the future home of the grid-scale energy storage system. The site is located on Kwanlin Dün First Nation Settlement Land and on land identified by the First Nation for future development.

At the time, we also announced the signing of a Term Sheet with Ta'an Kwäch'än Council and Kwanlin Dün First Nation's development corporation, Chu Niikwän Development Corporation, outlining our commitment to provide investment, procurement and contracting opportunities as part of the project.



management discussion & analysis

Core Business & Strategy

Our business is the generation and transmission of electrical energy to most of Yukon. We also distribute electricity to a number of Yukon communities including Dawson City, Mayo and Faro.

We strive for energy production that is sustainable, reliable and cost-effective. Our primary source of power comes from our legacy hydro assets and our goal is to minimize the use of non-renewable sources due to higher variable cost and environmental impacts.

Yukon Energy's strategy is based on the following key strategic pillars:

SUSTAINABILITY

Yukon Energy is committed to the principles of sustainability in all our business practices, with the objective of protecting and enhancing Yukon's human and natural resources. Yukon Energy developed a Sustainability Policy in 2017 and was awarded the 'Sustainable Electricity Company' designation by the Canadian Electricity Association (CEA) in 2017.

In terms of the development of new energy resources, Yukon Energy is committed to developing renewable resources while recognizing the limitations of certain forms of renewable generation in meeting the energy and capacity needs of Yukon's isolated grid.

Thermal generation will continue to play an important role in meeting peak electricity demand cost-effectively, and providing insurance against contingent events such as drought and outages of key hydro facilities. Yukon Energy applies a social cost of carbon to the economics of future thermal generation resources, in order to level the playing field between renewable and fossil fuel options when planning new resource investments. In 2020, we completed our *10-Year Renewable Electricity Plan* which has been supported by all three Yukon government parties.

FIRST NATIONS RELATIONSHIPS

Yukon Energy is committed to active engagement with Yukon First Nations, striving to meet the spirit and intent of Land Claims obligations. We recognize First Nations as decision bodies and potential energy proponents, partners and investors. We seek to leverage Yukon Energy's ongoing business operations and future project development work to create opportunities for economic, social and cultural development for Yukon First Nations. Key First Nations initiatives include project-specific agreements, and Yukon Energy's First Nations Employment and Procurement policies. Yukon Energy is pursuing certification under the Aboriginal Business Council's Progressive Aboriginal Relations (PAR) program to manage and benchmark its First Nations engagement program.

DISCIPLINED FINANCIAL MANAGEMENT

Given the rate pressures faced by Yukon Energy's customers and the prospect for future rate increases driven by the Corporation's capital investment needs, disciplined financial management of Yukon Energy's operating and project-related business is essential. Yukon Energy is also committed to continuous improvement as a management philosophy to drive sustained improvements in Yukon Energy's operational performance and efficiency.

RIGOROUS AND PROACTIVE PLANNING

Yukon Energy applies industry best practices and processes for the planning of future capital investments required to sustain the Corporation's aging infrastructure and address growing demand for energy and capacity. Rigorous planning of future investments is required to optimize and prioritize capital expenditures, accounting for the financial constraints within which the Corporation operates. Key business processes that support these planning activities include integrated resource planning and asset management. Yukon Energy has developed and annually updates its 5-year capital plan, including investments required to sustain existing assets and meet future growth, as a key tool to document and communicate the Corporation's longer-term capital needs.



Gathering public input on proposed projects is part of our day-to-day business – Yukon Energy

STAKEHOLDER AND EMPLOYEE ENGAGEMENT

As a public utility, Yukon Energy is committed to broadly engage with stakeholders during the planning of new projects and initiatives, and to incorporate to the extent possible, the preferences of stakeholders in those plans. This engagement is essential to securing social licence for corporate initiatives, while also balancing the obligations of the Corporation to its shareholder and its primary regulators (the Yukon Utilities Board and the Yukon Water Board). In addition, the Corporation's employees are critical to the company's success. Maintaining a safe, strong and engaged workforce capable of executing Yukon Energy's ambitious plans remains a key strategic priority.

Capability to Deliver Results

In order to deliver on our strategic goals and achieve planned results, Yukon Energy maximizes the use of available resources while considering risks and impacts to stakeholders. These resources include leadership, labour force, working capital, systems and processes, liquidity, and capital resources.

We continue to develop human resources policies to adapt to our seasoned workforce.

We monitor and forecast our cash and financial strength on an on-going basis, including current and future projections. We expect to require cash to finance our capital projects in 2021 and have successfully obtained the necessary funding.

Through established policies and procedures Yukon Energy maintains a capital structure ratio of 60% long-term debt and 40% equity.

We continually monitor and evaluate the condition of our assets and allocate a material portion of our capital budget for maintenance of these assets, thereby ensuring reliability of service to our customers.

We make it a priority to maintain and improve our key relationships with Yukoners including the Yukon government, Yukon Development Corporation, First Nations governments and development corporations, stakeholders, and our bankers. We hold long-term debt with TD Bank and our primary banking services are with CIBC.

Results

Net loss for the 2020 fiscal year was \$133,000, compared to net income of \$2.3 million the previous year. The decrease in net income was primarily due to an increase in an unrealized loss on interest rate swaps which will reverse with time as Yukon Energy holds its debt to maturity.

Revenue from sale of power was \$70.9 million; \$20.4 million higher than the prior year due to an increase in all major power sales categories resulting from increased rates and increased consumption, especially from the Industrial sector.

The regulated rate of Return on Equity (ROE) for 2020 was 2.73%, down from 3.52% the prior year. The Yukon Utilities Board approved ROE is 8.70%. The ROE for 2019 and 2020 were low in part due to the decision not to file a General Rate Application for these years.

Outlook

Yukon Energy submitted a General Rate Application (GRA) for 2021 in late 2020. The GRA will give us the opportunity to adjust rates to reflect the Corporation's cost requirements and capital plans. The previous GRA was for the 2017 and 2018 test years.

Net income for 2021 is forecast to increase significantly to approximately \$16 million due to an increase in sales of power of \$15.3 million and increased interest rates providing for an unrealized gain on interest rate swaps, partially offset by increased fuel and operations, and maintenance costs relating to increased load.

The forecast return for 2021 is 9.00%, 0.3% more than the current approved Return on Equity.



Risk Management

Yukon Energy is exposed to numerous risks in providing service to our customers. Risk impacts include safety, financial, reputation, long-term and short-term load/resource balance, stakeholder relationships and funding. These risks can range in scale from minor to catastrophic. Yukon Energy endeavors to manage all the risks we face on a cost-effective basis, taking into account the potential reward to be gained in return for the acceptance of the risk. We have an enterprise risk management framework that provides the basis for consistently applying risk management practices.

KEY STRATEGIES BY IMPACT AREA

Yukon Energy updates its top ten risks annually and reviews them each quarter.

- Yukon Energy is exposed to reputational impacts from several risks including key asset failure & system reliability, First Nations consent, social licence, cyber security, insufficient installed capacity, and dam safety. Mitigation strategies used to address these risks include adequate stakeholder engagement, development of an asset management plan, and long-term resource planning. In addition, we have recently created and filled a new position, Vice-President, Government Relations, to assist with engaging First Nations governments and development corporations, and other stakeholders.
- Risks that can potentially have a negative financial impact include financing risk, government & shareholder relationship risk, and employee retention and labour shortage. These are managed through an extensive budgeting process, Board oversight of major projects, and keeping Yukon Development Corporation, the Yukon government and the Yukon Utilities Board informed of company plans and activities through regulatory hearings. In 2020, we developed succession plans for a number of leadership positions across the organization, and in early 2021, reached agreement with the Public Service Alliance of Canada (Yukon Employees' Union Local Y024) on the terms of a new Collective Agreement for the period January 1, 2020 to December 31, 2022.
- The health & safety of our employees, contractors, and members of the public is managed through a well-developed COR Certified health and safety program that meets or exceeds established standards for the industry.

Key Performance Drivers

There are several performance drivers and key performance indicators that are critical to the successful implementation of our strategy and achievement of our goals. Below is an outline of four of our most important performance drivers.

HEALTH AND SAFETY

Given the nature of our industry, Yukon Energy takes health and safety seriously. The two primary indicators for measuring success in this area are:

- All Injury Frequency Rate; and
- Motor Vehicle Incidents

With respect to the former, the Corporation failed to meet its target of an All Injury Frequency Rate of 1.0 or lower. In 2020, we had an All Injury Frequency Rate of 6.02, the result of three Medical Aids and two Lost Time Injuries within the organization. In 2020, Yukon Energy also had two Motor Vehicle Incidents. Employee, contractor and public safety remain a key focus for us in 2021.

RETURN ON EQUITY (ROE)

In the process of regulating and setting rates for Yukon Energy, the Yukon Utilities Board must ensure that the rates are sufficient to allow us to provide reliable electric service while maintaining the financial integrity of the utility, including a return on invested capital.

WORKFORCE

A stable workforce is crucial for delivering services required to achieve our business objectives. We regularly monitor our vacancy and turnover rate to ensure that our staffing is at appropriate levels. We set our human resources policies to recruit and retain a competent workforce, provide opportunities for professional development and perform succession planning.

RELIABILITY OF SERVICE

Reliability of service is one of our most important objectives. Improving reliability requires a long-term investment strategy and commitment. Trends in recent performance measures are compared against past results. Senior management reviews performance indicators and acts when actual performance deviates from forecast.



A cold sunrise – Jim Petelski



financial statements

38	Management's Responsibility for Financial Reporting
39	Independent Auditor's Report
42	Statement of Financial Position
43	Statement of Operations and Other Comprehensive Income
44	Statement of Changes in Equity
45	Statement of Cash Flows
46	Notes to Financial Statements



#2 Miles Canyon Road
Box 5920, Whitehorse
Yukon Y1A 6S7
yukonenergy.ca

May 19, 2021

Management's Responsibility for Financial Reporting

Management is responsible for the preparation of the financial statements and all other financial information relating to the Utility contained in this annual report. The financial statements have been prepared in conformity with International Financial Reporting Standards using methods appropriate for the industry in which the Utility operates and necessarily include some amounts that are based on informed judgments and best estimates of management. The financial information contained elsewhere in the annual report is consistent with that in the financial statements. The Auditor General of Canada is the external auditor of the Utility.

Management has established internal accounting control systems to meet its responsibilities for reliable and accurate reporting. These systems include policies and procedures, the careful selection and training of qualified personnel and an organizational structure that provides for the appropriate delegation of authority and segregation of responsibilities.

The Board of Directors, through its Audit Committee, oversees management's responsibilities for financial reporting. The Audit Committee meets regularly with management and the independent auditor to discuss auditing and financial matters to assure that management is carrying out its responsibilities and to review the financial statements. The auditors have full and free access to the Audit Committee and management.

A handwritten signature in blue ink, appearing to read "A Hall", positioned above a horizontal line.

Andrew Hall
President and CEO

A handwritten signature in blue ink, appearing to read "Ed Mollard", positioned above a horizontal line.

Ed Mollard
Vice President Finance, and Chief Financial Officer



INDEPENDENT AUDITOR'S REPORT

To the Board of Directors of the Yukon Energy Corporation

Report on the Audit of the Financial Statements

Opinion

We have audited the financial statements of the Yukon Energy Corporation (the Corporation), which comprise the statement of financial position as at 31 December 2020, and the statement of operations and other comprehensive income, statement of changes in equity and statement of cash flows for the year then ended, and notes to the financial statements, including a summary of significant accounting policies.

In our opinion, the accompanying financial statements present fairly, in all material respects, the financial position of the Corporation as at 31 December 2020, and its financial performance and its cash flows for the year then ended in accordance with International Financial Reporting Standards (IFRSs).

Basis for Opinion

We conducted our audit in accordance with Canadian generally accepted auditing standards. Our responsibilities under those standards are further described in the *Auditor's Responsibilities for the Audit of the Financial Statements* section of our report. We are independent of the Corporation in accordance with the ethical requirements that are relevant to our audit of the financial statements in Canada, and we have fulfilled our other ethical responsibilities in accordance with these requirements. We believe that the audit evidence we have obtained is sufficient and appropriate to provide a basis for our opinion.

Responsibilities of Management and Those Charged with Governance for the Financial Statements

Management is responsible for the preparation and fair presentation of the financial statements in accordance with IFRSs, and for such internal control as management determines is necessary to enable the preparation of financial statements that are free from material misstatement, whether due to fraud or error.

In preparing the financial statements, management is responsible for assessing the Corporation's ability to continue as a going concern, disclosing, as applicable, matters related to going concern and using the going concern basis of accounting unless management either intends to liquidate the Corporation or to cease operations, or has no realistic alternative but to do so.

Those charged with governance are responsible for overseeing the Corporation's financial reporting process.

Auditor's Responsibilities for the Audit of the Financial Statements

Our objectives are to obtain reasonable assurance about whether the financial statements as a whole are free from material misstatement, whether due to fraud or error, and to issue an auditor's report that includes our opinion. Reasonable assurance is a high level of assurance, but is not a guarantee that an audit conducted in accordance with Canadian generally accepted auditing standards will always detect a material misstatement when it exists. Misstatements can arise from fraud or error and are considered material if, individually or in the aggregate, they could reasonably be expected to influence the economic decisions of users taken on the basis of these financial statements.

As part of an audit in accordance with Canadian generally accepted auditing standards, we exercise professional judgment and maintain professional skepticism throughout the audit. We also:

- Identify and assess the risks of material misstatement of the financial statements, whether due to fraud or error, design and perform audit procedures responsive to those risks, and obtain audit evidence that is sufficient and appropriate to provide a basis for our opinion. The risk of not detecting a material misstatement resulting from fraud is higher than for one resulting from error, as fraud may involve collusion, forgery, intentional omissions, misrepresentations, or the override of internal control.
- Obtain an understanding of internal control relevant to the audit in order to design audit procedures that are appropriate in the circumstances, but not for the purpose of expressing an opinion on the effectiveness of the Corporation's internal control.
- Evaluate the appropriateness of accounting policies used and the reasonableness of accounting estimates and related disclosures made by management.
- Conclude on the appropriateness of management's use of the going concern basis of accounting and, based on the audit evidence obtained, whether a material uncertainty exists related to events or conditions that may cast significant doubt on the Corporation's ability to continue as a going concern. If we conclude that a material uncertainty exists, we are required to draw attention in our auditor's report to the related disclosures in the financial statements or, if such disclosures are inadequate, to modify our opinion. Our conclusions are based on the audit evidence obtained up to the date of our auditor's report. However, future events or conditions may cause the Corporation to cease to continue as a going concern.
- Evaluate the overall presentation, structure and content of the financial statements, including the disclosures, and whether the financial statements represent the underlying transactions and events in a manner that achieves fair presentation.

We communicate with those charged with governance regarding, among other matters, the planned scope and timing of the audit and significant audit findings, including any significant deficiencies in internal control that we identify during our audit.

Report on Compliance with Specified Authorities

Opinion

In conjunction with the audit of the financial statements, we have audited transactions of the Yukon Energy Corporation coming to our notice for compliance with specified authorities. The specified authorities against which compliance was audited are the *Public Utilities Act* and regulations, the *Business Corporations Act* and regulations, and the articles and by-laws of the Yukon Energy Corporation.

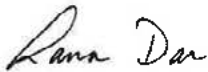
In our opinion, the transactions of the Yukon Energy Corporation that came to our notice during the audit of the financial statements have complied, in all material respects, with the specified authorities referred to above.

Responsibilities of Management for Compliance with Specified Authorities

Management is responsible for the Yukon Energy Corporation's compliance with the specified authorities named above, and for such internal control as management determines is necessary to enable the Yukon Energy Corporation to comply with the specified authorities.

Auditor's Responsibilities for the Audit of Compliance with Specified Authorities

Our audit responsibilities include planning and performing procedures to provide an audit opinion and reporting on whether the transactions coming to our notice during the audit of the financial statements are in compliance with the specified authorities referred to above.



Lana Dar, CPA, CA
Principal
for the Auditor General of Canada

Vancouver, Canada
19 May 2021


Yukon Energy Corporation
Statement of Financial Position
(in thousands of Canadian dollars)

As at	December 31 2020	December 31 2019
Assets		
Current		
Cash	\$ -	\$ 521
Accounts receivable (Note 5)	25,589	10,317
Inventories (Note 6)	4,095	4,017
Prepaid expenses	1,443	741
	31,127	15,596
Non-current		
Property, plant and equipment (Note 7)	481,893	468,229
Intangible assets (Note 8)	17,436	12,462
Right-of-use assets (Note 9)	390	546
Total assets	530,846	496,833
Regulatory deferral account debit balances (Note 10)	34,613	38,988
Total assets and regulatory deferral account debit balances	\$ 565,459	\$ 535,821
Liabilities		
Current		
Bank indebtedness (Note 11)	\$ 31,929	\$ 19,681
Accounts payable and accrued liabilities (Note 12)	17,951	10,241
Construction financing (Note 13)	21,017	26,344
Current portion of deferred revenue (Note 17)	1,658	2,661
Current portion of lease liability (Note 9)	157	151
Current portion of long-term debt (Note 14)	6,280	6,054
	78,992	65,132
Non-current		
Post-employment benefits (Note 15)	9,071	7,689
Contributions in aid of construction (Note 16)	158,989	149,461
Deferred revenue (Note 17)	18,486	17,994
Lease liability (Note 9)	248	405
Derivative related liability (Note 26)	5,050	1,930
Long-term debt (Note 14)	166,056	163,602
Total liabilities	436,892	406,213
Equity		
Share capital		
Authorized: Unlimited number of a single class of shares with no par value		
Issued and fully paid: 3,900 shares	39,000	39,000
Contributed surplus	15,968	14,600
Retained earnings	64,249	65,596
Total equity	119,217	119,196
Total liabilities and equity	556,109	525,409
Regulatory deferral account credit balances (Note 10)	9,350	10,412
Total liabilities, equity and regulatory deferral account credit balances	\$ 565,459	\$ 535,821

Commitments and Contingencies (Notes 23 and 24)

The accompanying notes are an integral part of these financial statements.

Approved by the Board

 _____, Chair

 _____, Director

Yukon Energy Corporation
Statement of Operations and Other Comprehensive Income
(in thousands of Canadian dollars)

For the year ended December 31	2020	2019
Revenues		
Sales of power (Note 18)	\$ 70,907	\$ 50,489
Other (Note 19)	4,434	1,474
	75,341	51,963
Operating expenses		
Operations and maintenance (Note 20)	41,480	32,725
Depreciation and amortization (Notes 7, 8 and 9)	13,007	13,397
Administration (Note 21)	12,595	11,997
	67,082	58,119
Income (Loss) before other income and other expenses	8,259	(6,156)
Other income		
Amortization of contributions in aid of construction (Note 16)	2,867	2,860
Allowance for funds used during construction	854	648
	3,721	3,508
Other expenses		
Interest on borrowings	5,680	5,176
Unrealized loss on interest rate swap (Note 26)	3,120	888
	8,800	6,064
Net income (loss) for the year before net movement in regulatory deferral account balances	3,180	(8,712)
Net movement in regulatory deferral account balances related to net income (Note 10 (d))	(3,313)	11,024
Net (loss) income for the year and net movement in regulatory deferral account balances	(133)	2,312
Other comprehensive loss (Note 3 (o))		
Item that will not be reclassified to net income in subsequent periods		
Re-measurement of defined benefit pension plans (Note 15)	(1,214)	(1,859)
Total comprehensive (loss) income for the year	\$ (1,347)	\$ 453

The accompanying notes are an integral part of these financial statements.

Yukon Energy Corporation
Statement of Changes in Equity
(in thousands of Canadian dollars)

	Share Capital Number of shares	Capital \$	Contributed surplus	Retained earnings	Accumulated other comprehensive income (loss)	Total
Balance at December 31, 2018	3,900	\$ 39,000	\$ 14,600	\$ 68,014	\$ -	\$ 121,614
Net income for the year and net movement in regulatory deferral account balances	-	-	-	2,312	-	2,312
Other comprehensive loss	-	-	-	-	(1,859)	(1,859)
Transfer of re-measurement of defined benefit pension plans to retained earnings	-	-	-	(1,859)	1,859	-
Dividends	-	-	-	(2,871)	-	(2,871)
Balance at December 31, 2019	3,900	\$ 39,000	\$ 14,600	\$ 65,596	\$ -	\$ 119,196
Net loss for the year and net movement in regulatory deferral account balances	-	-	-	(133)	-	(133)
Other comprehensive loss	-	-	-	-	(1,214)	(1,214)
Transfer of re-measurement of defined benefit pension plans to retained earnings	-	-	-	(1,214)	1,214	-
Conversion of debt (Note 13)	-	-	1,368	-	-	1,368
Balance at December 31, 2020	3,900	\$ 39,000	\$ 15,968	\$ 64,249	\$ -	\$ 119,217

The accompanying notes are an integral part of these financial statements.

Yukon Energy Corporation
Statement of Cash Flows
(in thousands of Canadian dollars)

For the year ended December 31	2020	2019
Operating activities		
Cash receipts from customers	\$ 70,502	\$ 46,257
Cash receipts from contributions in aid of construction	1,418	527
Cash paid to suppliers	(36,266)	(32,015)
Cash paid to employees	(11,641)	(11,962)
Interest paid	(5,651)	(5,043)
Cash provided by (used in) operating activities	18,362	(2,236)
Financing activities		
Receipt of construction financing	-	3,959
Proceeds from long-term debt	4,801	6,688
Repayment of long-term debt	(6,079)	(6,248)
Lease payments	(167)	(166)
Cash (used in) provided by financing activities	(1,445)	4,233
Investing activities		
Additions to property, plant and equipment	(23,774)	(19,392)
Additions to intangible assets	(5,912)	(2,346)
Cash used in investing activities	(29,686)	(21,738)
Net decrease in cash	(12,769)	(19,741)
Cash, beginning of year	(19,160)	581
Cash, end of year	\$ (31,929)	\$ (19,160)
Cash includes:		
Cash	\$ -	\$ 521
Bank indebtedness	(31,929)	(19,681)
	\$ (31,929)	\$ (19,160)

The accompanying notes are an integral part of these financial statements.

Yukon Energy Corporation

Notes to Financial Statements

(tabular amounts in thousands of Canadian dollars)

December 31 2020

1. NATURE OF OPERATIONS

a) General

Yukon Energy Corporation ("the Utility") is incorporated under the *Yukon Business Corporations Act* and is a wholly-owned subsidiary of Yukon Development Corporation ("YDC" or "the Parent"), a corporation owned by the Yukon Government ("the Government" or "YG"). The Utility generates, transmits, distributes and sells electrical energy in the Yukon. The Utility is not subject to income taxes. The Utility's principal place of business is located at #2 Miles Canyon Road, Whitehorse, Yukon, Y1A 6S7.

The Utility is subject to overall regulation by the Yukon Utilities Board ("YUB") and specific regulation by the Yukon Water Board. Both boards are consolidated by the Government and as such are considered to be related parties for accounting purposes. Management has assessed that these boards operate independently from the Utility from a rate setting and operating perspective.

b) Rate regulation

The operations of the Utility are regulated by the YUB pursuant to the *Public Utilities Act*. The Utility is subject to a cost of service regulatory mechanism under which the YUB establishes the revenues required (i) to recover the forecast operating costs, including depreciation and amortization, of providing the regulated service, and (ii) to provide a fair and reasonable return on utility investment in rate base. There is no minimum requirement for the Utility to appear before the YUB to review rates. However, the Utility is not permitted to charge any rate for the supply of power that is not approved by an Order of the YUB. As actual operating conditions may vary from forecast, actual returns achieved can differ from approved returns.

The regulatory hearing process used to establish or change rates typically begins when the Utility files a General Rate Application ("GRA") for its proposed electricity rate changes over the next one or two forecast years. The YUB must ensure that its decision, which fixes electricity rates, complies with appropriate principles of rate making, all relevant legislation including the *Public Utilities Act* and directives issued by the Government through Orders-In-Council ("OIC") that specify how the interests of the customer and Utility are to be balanced.

The YUB typically follows a two-stage decision process. In the first stage, the total costs that the Utility expects it will incur to provide electricity to its customers over the immediate future are reviewed and approved. The approval of these costs determines the total revenues the Utility is allowed to collect from its customers. It is the responsibility of the YUB to examine the legitimacy of three classes of costs:

- the costs to the Utility to run its operations and maintain its equipment (personnel and materials);
- the cost associated with the depreciation of all capital equipment; and
- the return on rate base (the borrowing costs related to borrowing that portion of rate base which is financed with debt plus the costs to provide a reasonable rate of return on that portion of rate base which is financed with equity).

The YUB assesses the prudence of costs added to rate base, which includes an allowance for funds used during construction ("AFUDC") charged to capital projects. The YUB also reviews the appropriateness of property, plant and equipment depreciation rates, which are periodically updated by the Utility through depreciation studies.

In the second stage, the YUB approves how the revenue will be raised. This stage essentially determines the electricity rates for the various customer classes in the Yukon: wholesale, general service, industrial, residential, sentinel and street lights and secondary sales. This process is guided mainly by requirements of OIC 1995/90 and can include a cost-of-service study which allocates the Utility's overall cost of service to the various customer classes on the basis of appropriate costing principles.

Yukon Energy Corporation

Notes to Financial Statements

(tabular amounts in thousands of Canadian dollars)

December 31 2020

1. NATURE OF OPERATIONS - continued

b) Rate regulation - continued

In November 2020, the Utility filed a GRA for the year 2021 requesting approval of revenue requirement and related rate increases. The GRA requested a rate increase of 11.54%. An interim refundable rate rider (10.08%) was approved effective July 1, 2021. The Utility expects the process to complete and a final order from the YUB near the end of 2021.

The GRA requested a board order related to the regulatory deferral accounts, specifically a change to the long-term average for fuel costs to better reflect current market conditions.

These financial statements do not reflect the requested rate increase as the rate increase is for the period starting January 1, 2021. Refer to Note 4 Regulatory deferral account balances.

c) Water regulation

The Yukon Water Board ("YWB"), pursuant to the Yukon *Waters Act*, decides if and for how long the Utility will have water licences for the purposes of operating hydro generation stations in the Yukon. The licences will also indicate terms and conditions for the operation of these facilities. The current water licences have the following terms:

Aishihik Generating Station	February 28, 2023
Mayo Generating Station	December 31, 2025
Whitehorse Generating Station	December 31, 2025

d) Capital structure

The Utility's policy which has been approved by the YUB is to maintain a capital structure of 60% debt and 40% equity (Note 27). When dividends are declared to the Parent, they are typically loaned back in order to maintain this ratio during normal on-going operations.

2. BASIS OF PRESENTATION

a) Statement of compliance

These financial statements have been prepared in accordance with International Financial Reporting Standards ("IFRS").

These financial statements were authorized for issue by the Board of Directors on May 19, 2021.

b) Basis of measurement

The financial information included in the financial statements has been prepared on a historical cost basis, except for some financial instruments, as described in Note 3(f), which are measured at fair value.

3. SIGNIFICANT ACCOUNTING POLICIES

a) Revenue recognition

The Utility recognizes revenue from contracts where the right to consideration from a customer corresponds directly with the value to the customer of the Utility's performance completed to date.

The majority of the Utility's revenues from contracts with customers are derived from the generation, transmission, distribution, purchase and sales of electricity under the *Public Utilities Act*. The Utility evaluates whether the contracts it enters into meet the definition of a contract with a customer at the inception of the contract and ongoing basis if there is an indication of a significant change in facts and circumstances. Revenue is measured based on the transaction price specified in a contract with a customer. Revenue is recognized when control over a promised good or service is transferred to the customer and the Utility is entitled to consideration as a result of completion of the performance obligation.

Yukon Energy Corporation

Notes to Financial Statements

(tabular amounts in thousands of Canadian dollars)

December 31 2020

3. SIGNIFICANT ACCOUNTING POLICIES - continued

The Utility recognizes a contract asset or deferred revenue for the contracts where the performance obligation has not been satisfied. Deferred revenue is recognized when the Utility receives consideration before the performance obligations have been satisfied. A contract asset is recorded when the Utility has rights to consideration for the completion of a performance obligation when that right is conditional on something other than the passage of time. The Utility recognizes unconditional rights to consideration separately as a trade receivable. Contract assets are evaluated at each reporting period to determine whether there is any objective evidence that they are impaired.

Electricity sales contracts are deemed to have a single performance obligation as the promise to transfer individual goods or services is not separately identifiable from other obligations in the contracts and therefore not distinct. These performance obligations are considered to be satisfied over time as electricity is delivered because of the continuous transfer of control to the customer. The method of revenue recognition for the electricity is an output method, which is based on the volume delivered to the customer.

The Utility's electricity sales are calculated based on the customer's usage of electricity during the period at the applicable published rates for each customer class. Electricity rates in the Yukon are set by the YUB. Electricity sales include an estimate of electricity deliveries not yet billed at period-end. The estimated unbilled revenue is based on several factors, including estimated consumption by customer, applicable customer rates and the number of days between the last billing date and the end of the period.

b) Translation of foreign currencies

The functional currency of the Utility is the Canadian Dollar. Revenue and expense items denominated in foreign currencies are translated at exchange rates prevailing during the period. Monetary assets and liabilities denominated in foreign currencies are translated at period-end exchange rates. Non-monetary assets and liabilities are translated at exchange rates in effect when the assets are acquired or the obligations are incurred. Foreign exchange gains and losses are reflected in net income for the period.

c) Allowance for funds used during construction

The cost of the Utility's property, plant and equipment and intangible assets includes an allowance for funds used during construction ("AFUDC"). The AFUDC rate is based on the Utility's weighted average cost of debt.

d) Cash

Cash is comprised of bank account balances (net of outstanding cheques).

e) Inventories

Inventories consist of materials and supplies, diesel fuel and liquefied natural gas. Inventories are carried at the lesser of weighted average cost and net realizable value. Cost includes all expenditures incurred in acquiring the items and bringing them to their existing condition and location. Critical spare parts are recognized in the Utility's property, plant and equipment.

The recoverable value of inventory considers its net realizable value, including required processing costs, and is impacted by estimates and assumptions on prices, quality, recovery and exchange rates. Obsolete materials and supplies are recorded at salvage value in the period when obsolescence is determined.

Yukon Energy Corporation

Notes to Financial Statements

(tabular amounts in thousands of Canadian dollars)

December 31 2020

3. SIGNIFICANT ACCOUNTING POLICIES - continued

f) Financial instruments

Financial assets and financial liabilities are recognized on the Utility's Statement of Financial Position when the Utility becomes party to the contractual provisions of the instrument.

i) Financial assets

Cash and accounts receivable, plus any transaction costs that are directly attributable to the acquisition of the financial asset, are initially measured at fair value. Subsequent to initial recognition, cash is measured at amortized cost and accounts receivable are measured at amortized cost using the effective interest rate method less any impairment. The Utility's business model is to hold these assets to collect contractual cash flows.

A provision for impairment of accounts receivable is established applying the expected credit loss model based on all possible default events over the expected life of the financial asset. For trade accounts receivable, the Utility applies the simplified approach which requires expected lifetime losses to be recognized from initial recognition of the receivables. For other receivables, at the reporting date, if credit risk has increased significantly since initial recognition, the Utility measures the loss allowance at an amount equal to the lifetime expected credit losses, otherwise, if the credit risk has not increased significantly since initial recognition, the Utility measures the loss allowance at an amount equal to 12-month expected credit losses.

Significant financial difficulties of the debtor, probability that the debtor will enter into bankruptcy or require financial reorganization, and default or delinquency in payments are considered indicators that the related accounts receivable are impaired. The accounts receivable carrying amount is reduced through the use of an allowance account and the loss is recognized in net income. A financial asset is derecognized when the rights to receive cash flows from the asset have expired, or the Utility has transferred its rights to receive cash flows from the asset and has transferred substantially all the risk and rewards of the asset.

ii) Financial liabilities

Bank indebtedness, accounts payable and accrued liabilities, construction financing and long-term debt are initially measured at fair value less any transaction costs that are directly attributable to the issuance of the financial liability. Subsequent to initial recognition, these financial liabilities are measured at amortized cost using the effective interest method.

Transaction costs are presented as a reduction from the carrying value of the related debt and are amortized using the effective interest rate method over the terms of the debts to which they relate. Transaction costs include fees paid to agents, brokers and advisors but exclude debt discounts and lender financing costs.

Derivative financial instruments are financial contracts that derive their value from changes in an underlying variable. The Utility has entered into interest rate swaps to manage interest rate risk. The Utility's interest rate swap is classified as fair value through profit and loss and is thus recognized at fair value on the date the contract has been entered into with any subsequent realized and unrealized gains and losses recognized in net income during the period in which the fair value movement occurred.

A financial liability is derecognized when the obligation is discharged or cancelled, or expires.

Yukon Energy Corporation

Notes to Financial Statements

(tabular amounts in thousands of Canadian dollars)

December 31 2020

3. SIGNIFICANT ACCOUNTING POLICIES - continued

g) Property, plant and equipment

Property, plant and equipment are carried at cost, less accumulated depreciation and any asset impairment charges. Cost includes the direct costs of acquisition and materials, direct labour, and, if applicable, an allocation of directly attributable overhead costs, AFUDC and any asset retirement costs associated with the property, plant and equipment.

AFUDC is applied to actual costs in work-in-progress less any contributions in aid of construction. For items of property, plant and equipment acquired prior to January 1, 2011, the AFUDC rate also included a regulatory cost of equity component as allowed by the YUB. Capitalization of AFUDC ceases when the asset being constructed is substantially ready for its intended purpose.

Assets under construction are recognized as in construction work-in-progress until they are operational and available for use, at which time they are transferred to the applicable component of property, plant and equipment.

Depreciation is recognized in net income based on the straight-line method over the estimated useful life of each major component of property, plant and equipment.

The range of the estimated useful lives of the major classes and subclasses of property, plant and equipment is as follows:

Generation	
Hydroelectric plants	30 to 103 years
Thermal plants	12 to 72 years
Transmission	20 to 65 years
Distribution	12 to 55 years
Buildings	20 to 55 years
Transportation	9 to 31 years
Other equipment	5 to 20 years

Depreciation commences when an asset is available for use. The estimated useful lives of the assets are based upon depreciation studies conducted periodically by the Utility and any changes in the estimated useful lives are accounted for prospectively.

Major overhaul costs are capitalized and depreciated on a straight-line basis over the period of the expected useful life (until the next major overhaul) which varies from 2 to 10 years. Repairs and maintenance costs of property, plant and equipment are expensed as incurred unless they meet the criteria of a betterment.

Yukon Energy Corporation

Notes to Financial Statements

(tabular amounts in thousands of Canadian dollars)

December 31 2020

3. SIGNIFICANT ACCOUNTING POLICIES - continued

h) Intangible assets

Intangible assets are carried at cost less accumulated amortization and any asset impairment charges. Cost includes the direct costs of acquisition and materials, direct labour, and, if applicable, an allocation of directly attributable overhead costs and AFUDC.

Amortization is recognized in net income on a straight-line basis over the estimated useful lives as follows:

Software	5 years
Deferred service costs	12 years
Financial software	10 years
Licensing costs	
Hydro generation	17 to 25 years
Diesel generation	3 years

The water licence for the Aishihik generating station received a 3 year extension. Costs associated with the 3 year extension are being amortized over 3 years (see Note 23).

i) Leases

At inception of a contract, the Utility assesses whether a contract is, or contains, a lease. A contract is, or contains, a lease if the contract conveys the right to control the use of an identified asset. The Utility assesses whether:

- The contract involves the use of an identified asset;
- The Utility has the right to obtain substantially all of the economic benefits from use of the asset throughout the period of use; and
- The Utility has the right to direct the use of the asset.

At inception, the Utility allocates the consideration in the contract to each lease component on the basis of the relative stand-alone prices.

The Utility recognizes a right-of-use asset and a lease liability at the lease commencement date. The right-of-use asset is initially measured at cost, which comprises the initial amount of the lease liability adjusted for any lease payments made at or before the commencement date, plus any initial direct costs incurred and an estimate of costs to dismantle and remove the underlying asset or to restore the underlying asset or the site on which it is located, less any lease incentives received. The Utility elected to exclude short-term leases with a term of twelve months or less as well as leases of low-value assets, and accounts for the lease payments associated with these leases as an expense on a straight-line basis over the lease term.

The right-of-use asset is subsequently depreciated using the straight-line method from the commencement date to the earlier of the useful life of the right-of-use asset or the end of the lease term. The estimated useful lives of right-of-use assets are determined on the same basis as those property, plant and equipment. In addition, the right-of-use asset is periodically reduced by impairment losses, if any, and adjusted for certain remeasurements of the lease liability. Right-of-use assets are tested for impairment in accordance with IAS 36, *Impairment of Assets*, and impairments are recorded in net income.

Yukon Energy Corporation

Notes to Financial Statements

(tabular amounts in thousands of Canadian dollars)

December 31 2020

3. SIGNIFICANT ACCOUNTING POLICIES - continued

i) Leases - continued

The lease liability is initially measured at the present value of the lease payments that are not paid at the commencement date, discounted using the interest rate implicit in the lease or, if that rate cannot be readily determined, the Utility's incremental borrowing rate. Generally, the Utility uses its incremental borrowing rate as the discount rate. Subsequent to recognition, the lease liability is measured at amortized cost using the effective interest rate method. A lease liability is remeasured when there is a change in future lease payments arising mainly from a change in an index or rate, or if the Utility changes its assessment of whether it will exercise a renewal or termination option. When the lease liability is remeasured, a corresponding adjustment is made to the carrying amount of the right-of-use asset, or is recorded in net income if the carrying amount of the right-of-use assets has been reduced to zero.

j) Impairment of non-financial assets

Property, plant and equipment, and intangible assets with finite lives are reviewed for impairment on an annual basis if there is an indication that the carrying amount may not be recoverable. Impairment is assessed at the level of cash-generating units, which are identified as the smallest identifiable group of assets that generates cash inflows that are largely independent of the cash inflows from other assets or group of assets.

When an impairment review is undertaken, the recoverable amount is assessed by reference to the higher of value in use and fair value less costs to sell ("FVLCS"). Value in use is the net present value of expected future cash flows of the relevant cash-generating unit in its current condition.

The best evidence of FVLCS is the value obtained from an active market or binding sale agreement. Where neither exists, FVLCS is based on the best information available to reflect the amount the Utility could receive for the cash-generating unit in an arm's length transaction. This is often estimated using discounted cash flow techniques and where unobservable inputs are material to the measurement of the recoverable amount, the measurement is classified as level 3 in the fair value hierarchy. The cash flow forecasts for FVLCS purposes are based on management's best estimates of expected future revenues and costs, including the future cash costs of production, capital expenditure, closure, restoration and environmental cleanup. For regulatory deferral account debit balances the impairment review focuses on whether the amount is considered collectible based on the expected cash flows from the rates approved by the YUB.

These determinations and their individual assumptions require that management make a decision based on the best available information at each reporting period. Changes in these assumptions may alter the results of impairment testing, impairment charges recognized in net income and the resulting carrying amounts of the assets.

Yukon Energy Corporation

Notes to Financial Statements

(tabular amounts in thousands of Canadian dollars)

December 31 2020

3. SIGNIFICANT ACCOUNTING POLICIES - continued

k) Rate regulated accounting policies

Regulatory deferral accounts

Regulatory deferral accounts in these financial statements are accounted for differently than they would be in the absence of rate regulation. The Utility defers certain costs or revenues as regulatory deferral account debit balances or regulatory deferral account credit balances on the Statement of Financial Position and recognizes changes in the regulatory deferral account balances in the net movement in regulatory deferral account balances in the Statement of Operations and Other Comprehensive Income. The amounts recognized as regulatory deferral account balances are expected to be recovered or refunded in future rates, based on approvals by the YUB. The recovery or settlement of regulatory deferral account balances through future rates is impacted by demand risk and regulatory risks (e.g. potential future decisions of the YUB which could result in material adjustments to these regulatory deferral account debit balances and regulatory deferral account credit balances as described in Note 1(b)).

i) Regulatory deferral account debit balances

Regulatory deferral account debit balances represent costs which are expected to be recovered from customers in future periods through the rate-setting process. In the absence of rate regulation and the Utility's adoption of IFRS 14, *Regulatory Deferral Accounts*, such costs would be expensed as incurred.

ii) Regulatory deferral account credit balances

Regulatory deferral account credit balances represent future reductions or limitations of increases in revenues associated with amounts that are expected to be refunded to customers as a result of the rate-setting process. In the absence of rate regulation and the Utility's adoption of IFRS 14, such amounts would be recorded in income as performance obligations are met.

Note 10 describes the individual regulatory deferral accounts, the Utility's related regulatory deferral and amortization policies and describes the related account activity in the relevant periods.

l) Provision for asset retirement obligations

The Utility has legal obligations related to the closure and restoration of property, plant and equipment, which includes the costs of dismantling, demolition of infrastructure and the removal of residual materials and remediation of the disturbed areas.

Where a reliable estimate of the present value of these obligations can be determined, the total retirement costs are recognized as a provision in the accounting period when the obligation arises. There is also a corresponding increase to property, plant and equipment upon recognition of the obligation. Management estimates its costs based on feasibility and engineering studies and assessments using current restoration standards and techniques.

Yukon Energy Corporation

Notes to Financial Statements

(tabular amounts in thousands of Canadian dollars)

December 31 2020

3. SIGNIFICANT ACCOUNTING POLICIES - continued

m) Provision for environmental liabilities

Environmental liabilities consist of the estimated costs related to the remediation of environmentally contaminated sites. The Utility will accrue a provision when it has a present obligation as a result of a past event to remediate the contaminated site, it is expected that future economic benefits will be given up to settle the obligation, and a reliable estimate of the amount of the obligation can be made.

If the likelihood of the Utility's obligation to incur these costs is either not determinable or the amount of the obligation cannot be reliably estimated, the contingency is disclosed in the notes to the financial statements.

The Utility reviews its provision for environmental liabilities on an ongoing basis and any changes are recognized in net income for the current period.

n) Contributions in aid of construction

Certain property, plant and equipment additions are made with financial assistance from the Utility's Parent, the YG, or the Government of Canada. These contributions are deferred upon receipt and amortized to income on the basis of the life of the asset to which they relate.

o) Post-employment benefits and other comprehensive income

The Utility sponsors an employee defined benefit pension plan for employees joining the Utility before January 1, 2002. The Utility also sponsors an executive defined benefit pension plan and supplemental executive retirement plan for a former executive. Benefits provided are calculated based on length of pensionable service, pensionable salary at retirement age and negotiated rates. The Utility contributes amounts to the pension plans as recommended by an independent actuary.

For the defined benefit plans the cost of pension benefits is actuarially determined using the projected benefits method, prorated on service, and reflects management's best estimates of investment returns, wage and salary increases, and age at retirement. Re-measurements of the net defined benefit liability, including actuarial gains and losses and return on plan assets, are recognized in other comprehensive income ("OCI") and are not reclassified to net income in a subsequent period. The Utility's policy is to immediately transfer actuarial gains and losses recognized in OCI to retained earnings. The expected return on plan assets is based on the fair value of these assets.

Employees joining the Utility after January 1, 2002 are eligible for a defined contribution retirement plan and are not eligible to participate in the defined benefit pension plan. The Utility has no legal or constructive obligation to pay further contributions with respect to this plan. Contributions are recognized as an expense in the year when employees have rendered service and represent the obligation of the Utility.

Yukon Energy Corporation

Notes to Financial Statements

(tabular amounts in thousands of Canadian dollars)

December 31 2020

4. SIGNIFICANT ACCOUNTING JUDGMENTS, ESTIMATES AND ASSUMPTIONS

The preparation of financial statements requires the use of judgment in applying accounting policies and in making critical accounting estimates that affect the reported amounts of assets, liabilities, revenues and expenses and disclosure of any contingent assets and liabilities. These judgments and estimates are based on management's best knowledge of the relevant facts and circumstances, having regard to previous experience, but actual results may differ from the amounts included in the financial statements. Estimates and underlying assumptions are reviewed on an ongoing basis. Revisions to accounting estimates are recognized in the period in which estimates are revised and in any future periods affected. Information about such judgments and estimates is contained in the accounting policies and/or the notes to the financial statements, and the key areas are summarized below.

Areas of significant judgment and estimates made by management in preparing these financial statements include:

Impairment of non-financial assets – Note 3(j)

An evaluation of whether or not an asset is impaired involves consideration of whether indicators of impairment exist. Management continually monitors the Utility's operations and makes judgments and assessments about conditions and events in order to conclude whether possible impairment exists.

Asset retirement obligations – Notes 3(l) and 24

In determining the present value of the obligation, the Utility must estimate the amount and timing of the future cash payments and then apply an appropriate risk-free interest rate. Any changes to the anticipated amounts or timing of future payments or risk-free interest rate can result in a change to the obligation.

Depreciation – Notes 3(g), 7 and 9

Significant components of property, plant and equipment are depreciated straight line over their estimated useful lives. Useful lives are determined based on current facts and past experience and the results of depreciation studies. While these useful life estimates are reviewed on a regular basis and depreciation calculations are revised accordingly, actual lives may differ from the estimates. As such, assets may continue in use after being fully depreciated, or may be retired or disposed of before being fully depreciated. The latter could result in additional depreciation expense in the period of disposition.

Intangible assets – Notes 3(h) and 8

In determining whether to recognize costs as intangible assets, management makes judgments about when the criteria for recognition are met. Changes to management's judgments would affect the carrying amount of the Utility's intangible assets and amortization recognition.

Post-employment benefits – Notes 3(o) and 15

The Utility accrues for its obligations under defined benefit pension plans using actuarial valuation methods and other assumptions to estimate the projected benefit obligation and the associated expense related to the current period. The key assumptions utilized include the long-term rate of inflation, rates of future compensation, liability discount rates and the expected return on plan assets. The Utility consults with qualified actuaries when setting the assumptions used to estimate benefit obligations. Actual rates could vary significantly from the assumptions and estimates used.

Yukon Energy Corporation

Notes to Financial Statements

(tabular amounts in thousands of Canadian dollars)

December 31 2020

4. SIGNIFICANT ACCOUNTING JUDGMENTS, ESTIMATES AND ASSUMPTIONS - continued

Revenue – Notes 3(a) and 18

The Utility estimates usage not yet billed at year end, which is included in revenues from sales of power. This accrual is based on an assessment of unbilled electricity supplied to customers between the date of the last meter reading and the year end. Management applies judgment to the measurement of the estimated consumption. Significant judgments have also been made in determining the nature of the Utility's performance obligations, the appropriate process measure and the contract terms to be used in recognizing the related revenue.

Provisions and Contingencies – Notes 3(m) and 24

Management is required to make judgments to assess if the criteria for recognition of provisions and contingencies are met, in accordance with IAS 37, *Provisions, Contingent Liabilities and Contingent Assets*.

Key judgments are whether a present obligation exists and the probability of an outflow being required to settle that obligation. Key assumptions in measuring recognized provisions include the timing and amount of future payments and the discount rate applied in measuring the provision.

Where the Utility is defending certain lawsuits management must make judgments, estimates and assumptions about the final outcome, timing of trial activities and future costs as at the period end date. Management will obtain the advice of its external counsel in determining the likely outcome and estimating the expected obligations associated with these lawsuits; however, the ultimate outcome or settlement costs may differ from management's estimates.

Financial Instruments – Notes 3(f) and 26

The Utility enters into financial instrument arrangements which may require management to make judgments to determine if such arrangements are derivative instruments in their entirety or contain embedded derivatives, in accordance with IFRS 9, *Financial Instruments*. Key judgments are whether certain non-financial items are readily convertible to cash, whether similar contracts are routinely settled net in cash or delivery of the underlying commodity taken and then resold within a short period, and whether the value of a contract changes in response to a change in an underlying rate, price, index or other variable.

Regulatory deferral account balances – Notes 1(b), 3(k) and 10

The Utility accounts for its regulatory deferral accounts in accordance with IFRS 14 and the decisions of the YUB. As discussed in Note 1(b) the recovery of these balances will be determined by the YUB as part of the regulatory proceeding to approve the GRA. Management is required to make judgments as to the amounts that the YUB will approve the Utility to collect deferred costs through future rates.

Conversion of debt – Note 13

The Utility's policy is to maintain a capital structure of 60% debt and 40% equity as approved by the YUB (Note 27). Management is required to apply judgment in assessing whether amounts due to the Parent and subsequently converted are government contributions in accordance with IAS 20, *Accounting for government grants and disclosure of government assistance* or are equity in nature.

Yukon Energy Corporation

Notes to Financial Statements

(tabular amounts in thousands of Canadian dollars)

December 31 2020

5. ACCOUNTS RECEIVABLE

	December 31 2020	December 31 2019
Trade accounts receivable		
Wholesale energy sales	\$ 5,287	\$ 5,676
Retail energy sales	4,371	2,414
Due from related parties (Note 22)	10,978	522
Other	4,953	1,705
	\$ 25,589	\$ 10,317

Included in Accounts receivable - Other is an amount of \$3,531,000 (2019 - \$0) related to insurance proceeds as well as an amount of \$0 (2019 - \$939,000) related to a power purchase agreement.

At December 31, 2020, the aging of accounts receivable is as follows:

	Current	31 - 90 Days	Over 90 Days	Total
Accounts receivable	\$ 17,752	\$ 1,091	\$ 6,756	\$ 25,599
Allowance for doubtful accounts	-	-	(10)	(10)
	\$ 17,752	\$ 1,091	\$ 6,746	\$ 25,589

At December 31, 2019, the aging of accounts receivable is as follows:

	Current	31 - 90 Days	Over 90 Days	Total
Accounts receivable	\$ 8,647	\$ 800	\$ 880	\$ 10,327
Allowance for doubtful accounts	-	-	(10)	(10)
	\$ 8,647	\$ 800	\$ 870	\$ 10,317

A reconciliation of the beginning and ending amount of allowance for doubtful accounts is as follows:

	December 31 2020	December 31 2019
Allowance for doubtful accounts at beginning of year	\$ (10)	\$ (10)
Amounts written off as uncollectable	-	-
Allowance for doubtful accounts at end of year	\$ (10)	\$ (10)

Yukon Energy Corporation

Notes to Financial Statements

(tabular amounts in thousands of Canadian dollars)

December 31 2020

6. INVENTORIES

	December 31 2020	December 31 2019
Materials and supplies	\$ 3,366	\$ 3,396
Diesel fuel	576	520
Liquefied natural gas	153	101
	\$ 4,095	\$ 4,017

7. PROPERTY, PLANT AND EQUIPMENT

A reconciliation of the changes in the carrying amount of property, plant and equipment is as follows:

	Generation	Transmission & Distribution	Land, Buildings & Other Equipment	Transportation	Construction Work-in Progress	Total
Cost:						
At December 31, 2018	\$ 303,477	\$ 177,828	\$ 18,771	\$ 4,887	\$ 3,417	\$ 508,380
Additions	-	-	-	-	29,928	29,928
Transfers	2,634	21,225	1,592	285	(25,736)	-
Disposals	(1,771)	-	-	-	-	(1,771)
At December 31, 2019	\$ 304,340	\$ 199,053	\$ 20,363	\$ 5,172	\$ 7,609	\$ 536,537
Additions	-	-	-	-	25,591	25,591
Transfers	6,046	1,094	810	528	(8,478)	-
Disposals	(14)	-	(280)	-	-	(294)
At December 31, 2020	\$ 310,372	\$ 200,147	\$ 20,893	\$ 5,700	\$ 24,722	\$ 561,834
Accumulated depreciation:						
At December 31, 2018	\$ 26,542	\$ 24,695	\$ 3,940	\$ 1,310	\$ -	\$ 56,487
Depreciation	6,351	4,818	747	339	-	12,255
Disposals	(434)	-	-	-	-	(434)
At December 31, 2019	\$ 32,459	\$ 29,513	\$ 4,687	\$ 1,649	\$ -	\$ 68,308
Depreciation	6,390	4,381	782	360	-	11,913
Disposals	-	-	(280)	-	-	(280)
At December 31, 2020	\$ 38,849	\$ 33,894	\$ 5,189	\$ 2,009	\$ -	\$ 79,941
Net book value:						
At December 31, 2019	\$ 271,881	\$ 169,540	\$ 15,676	\$ 3,523	\$ 7,609	\$ 468,229
At December 31, 2020	\$ 271,523	\$ 166,253	\$ 15,704	\$ 3,691	\$ 24,722	\$ 481,893

The total AFUDC capitalized for 2020 was \$854,000 (2019 - \$648,000). The AFUDC rate estimate for 2020 was 2.73% (2019 - 2.57%).

Yukon Energy Corporation

Notes to Financial Statements

(tabular amounts in thousands of Canadian dollars)

December 31 2020

8. INTANGIBLE ASSETS

A reconciliation of the changes in the carrying amount of intangible assets is as follows:

	Software	Deferred Service Costs	Financial Software	Aishihik Water Licensing	Thermal and Water Licensing	Total
Cost:						
At December 31, 2018	\$ 1,481	\$ 443	\$ 2,406	\$ 7,461	\$ 3,201	\$ 14,992
Additions	235	-	533	1,289	806	2,863
Transfers	(276)	-	276	-	-	-
Disposals	-	-	-	(2,475)	-	(2,475)
At December 31, 2019	\$ 1,440	\$ 443	\$ 3,215	\$ 6,275	\$ 4,007	\$ 15,380
Additions	246	-	2,972	2,269	425	5,912
At December 31, 2020	\$ 1,686	\$ 443	\$ 6,187	\$ 8,544	\$ 4,432	\$ 21,292
Accumulated amortization:						
At December 31, 2018	\$ 460	\$ 320	\$ 1,418	\$ 2,081	\$ 129	\$ 4,408
Amortization	213	64	284	394	30	985
Disposals	-	-	-	(2,475)	-	(2,475)
At December 31, 2019	\$ 673	\$ 384	\$ 1,702	\$ -	\$ 159	\$ 2,918
Amortization	263	59	284	299	33	938
At December 31, 2020	\$ 936	\$ 443	\$ 1,986	\$ 299	\$ 192	\$ 3,856
Net book value:						
At December 31, 2019	\$ 767	\$ 59	\$ 1,513	\$ 6,275	\$ 3,848	\$ 12,462
At December 31, 2020	\$ 750	\$ -	\$ 4,201	\$ 8,245	\$ 4,240	\$ 17,436

Additions to Financial Software, Aishihik Water Licensing and Thermal and Water Licensing for 2020 and 2019 were almost exclusively internally generated. Additions to other categories were almost exclusively externally purchased.

Yukon Energy Corporation

Notes to Financial Statements

(tabular amounts in thousands of Canadian dollars)

December 31 2020

9. LEASES

The Utility leases industrial land and building space. The lease terms typically run for five years. The right-of-use asset consists of land of \$54,000 (2019 - \$122,000) and building of \$336,000 (2019 - \$424,000).

	December 31 2020	December 31 2019
Right-of-use asset		
As at January 1	\$ 546	\$ 702
Depreciation expense	(156)	(156)
As at December 31	\$ 390	\$ 546
Lease liabilities		
Lease liabilities	\$ 405	\$ 556
Less current portion	157	151
Non-current portion	\$ 248	\$ 405
Maturity analysis		
Less than one year	\$ 168	\$ 167
One to five years	255	423
More than five years	-	-
Total undiscounted lease liabilities	\$ 423	\$ 590
Amounts recognized in net income		
Depreciation expense on right-of-use assets	\$ (156)	\$ (156)
Interest expense on lease liabilities	\$ (16)	\$ (20)
Expense relating to short-term leases	\$ (2,315)	\$ (1,411)

Yukon Energy Corporation

Notes to Financial Statements

(tabular amounts in thousands of Canadian dollars)

December 31 2020

10. REGULATORY ACCOUNTS

a) Regulatory deferral account debit balances

	Feasibility Studies (i)	IFRS Planning (ii)	Regulatory Costs (iii)	Vegetation Management (iv)	Dam Safety (v)	Uninsured Losses (vi)	Subtotal see next page
Cost:							
At December 31, 2018	\$ 22,877	\$ -	\$ 5,074	\$ 2,216	\$ 148	\$ 1,843	\$ 32,158
Costs incurred	1,383	-	1,657	-	-	62	3,102
Regulatory provision	-	-	(883)	-	-	(267)	(1,150)
Disposals	(553)	-	(768)	-	-	-	(1,321)
Contributions received	-	-	(365)	-	-	-	(365)
At December 31, 2019	\$ 23,707	\$ -	\$ 4,715	\$ 2,216	\$ 148	\$ 1,638	\$ 32,424
Costs incurred	1,064	-	4,755	-	174	4,764	10,757
Regulatory provision	-	-	(199)	-	-	(267)	(466)
Disposals	(1)	-	(1,981)	-	-	-	(1,982)
Contributions received/receivable	-	-	(539)	-	-	(3,531)	(4,070)
At December 31, 2020	\$ 24,770	\$ -	\$ 6,751	\$ 2,216	\$ 322	\$ 2,604	\$ 36,663
Accumulated amortization:							
At December 31, 2018	\$ 5,079	\$ -	\$ 1,001	\$ 444	\$ 60	\$ 424	\$ 7,008
Amortization	1,823	-	465	222	29	212	2,751
Disposals	(36)	-	(243)	-	-	-	(279)
At December 31, 2019	\$ 6,866	\$ -	\$ 1,223	\$ 666	\$ 89	\$ 636	\$ 9,480
Amortization	1,928	-	485	221	29	212	2,875
Disposals	(1)	-	(652)	-	-	-	(653)
At December 31, 2020	\$ 8,793	\$ -	\$ 1,056	\$ 887	\$ 118	\$ 848	\$ 11,702
Net book value:							
At December 31, 2019	\$ 16,841	\$ -	\$ 3,492	\$ 1,550	\$ 59	\$ 1,002	\$ 22,944
At December 31, 2020	\$ 15,977	\$ -	\$ 5,695	\$ 1,329	\$ 204	\$ 1,756	\$ 24,961
Net increase (decrease) in regulatory deferral account debit balances (which are recognized in the net movement in regulatory deferral account balances related to net income on the Statement of Operations and Other Comprehensive Income):							
December 31, 2019	\$ (957)	\$ -	\$ (581)	\$ (222)	\$ (29)	\$ (417)	\$ (2,206)
December 31, 2020	\$ (864)	\$ -	\$ 2,203	\$ (221)	\$ 145	\$ 754	\$ 2,017
Remaining recovery years							
At December 31, 2019	1 to 7 years		1 to 34 years	7 years	2 years	Indeterminate	
At December 31, 2020	1 to 6 years		1 to 33 years	6 years	1 years	Indeterminate	
Absent rate regulation, net income for the year and net movement in regulatory deferral account balances on the Statement of Operations and Other Comprehensive Income would increase (decrease) by:							
December 31, 2019	\$ 957	\$ -	\$ 581	\$ 222	\$ 29	\$ 417	\$ 2,206
December 31, 2020	\$ 864	\$ -	\$ (2,203)	\$ 221	\$ (145)	\$ (754)	\$ (2,017)

Yukon Energy Corporation

Notes to Financial Statements

(tabular amounts in thousands of Canadian dollars)

December 31 2020

10. REGULATORY ACCOUNTS - continued

	Carry Forward	Deferred Overhauls (vii)	Fuel Price Adjustment (viii)	2017/18 GRA (ix)	Total
Cost:					
At December 31, 2018	\$ 32,158	\$ 2,768	\$ 1,819	\$ 5,310	\$ 42,055
Costs incurred	3,102	-	-	-	3,102
Regulatory provision	(1,150)	-	3,760	10,388	12,998
Disposals	(1,321)	-	(3,940)	(3,378)	(8,639)
Contributions received	(365)	-	-	-	(365)
At December 31, 2019	\$ 32,424	\$ 2,768	\$ 1,639	\$ 12,320	\$ 49,151
Costs incurred	10,757	-	-	-	10,757
Regulatory provision	(466)	-	3,485	-	3,019
Disposals	(1,982)	-	(2,867)	(6,423)	(11,272)
Contributions received	(4,070)	-	-	-	(4,070)
At December 31, 2020	\$ 36,663	\$ 2,768	\$ 2,257	\$ 5,897	\$ 47,585
Accumulated amortization:					
At December 31, 2018	\$ 7,008	\$ 259	\$ -	\$ -	\$ 7,267
Amortization	2,751	424	-	3,378	6,553
Disposals	(279)	-	-	(3,378)	(3,657)
At December 31, 2019	\$ 9,480	\$ 683	\$ -	\$ -	\$ 10,163
Amortization	2,875	587	-	6,423	9,885
Disposals	(653)	-	-	(6,423)	(7,076)
At December 31, 2020	\$ 11,702	\$ 1,270	\$ -	\$ -	\$ 12,972
Net book value:					
At December 31, 2019	\$ 22,944	\$ 2,085	\$ 1,639	\$ 12,320	\$ 38,988
At December 31, 2020	\$ 24,961	\$ 1,498	\$ 2,257	\$ 5,897	\$ 34,613
Net increase (decrease) in regulatory deferral account debit balances (which are recognized in the net movement in regulatory deferral account balances on the Statement of Operations and Other Comprehensive Income):					
December 31, 2019	\$ (2,206)	\$ (424)	\$ (180)	\$ 7,010	\$ 4,200
December 31, 2020	\$ 2,017	\$ (587)	\$ 618	\$ (6,423)	\$ (4,375)
Remaining recovery years					
At December 31, 2019		2 to 7 years	1 year	1 year	
At December 31, 2020		1 to 6 years	1 year	1 year	
Absent rate regulation, net income for the year and net movement in regulatory deferral account balances on the Statement of Operations and Other Comprehensive Income would increase (decrease) by:					
December 31, 2019	\$ 2,206	\$ 424	\$ 180	\$ (7,010)	\$ (4,200)
December 31, 2020	\$ (2,017)	\$ 587	\$ (618)	\$ 6,423	\$ 4,375

(i) Feasibility studies and infrastructure planning

The Utility undertakes certain studies to determine the feasibility of a range of projects and infrastructure proposals. While in progress, the costs of these studies are deferred within this account. The Utility is directed to defer and amortize the costs over terms (between five and ten years) at the discretion of the YUB. In the absence of rate regulation, IFRS requires these costs to be expensed as incurred.

(ii) IFRS planning

These deferred costs are associated with the conversion from previous GAAP to IFRS and are amortized over a term of five years. In the absence of rate regulation, IFRS requires these costs to be expensed as incurred.

Yukon Energy Corporation

Notes to Financial Statements

(tabular amounts in thousands of Canadian dollars)

December 31 2020

10. REGULATORY ACCOUNTS - continued

(iii) Regulatory costs

These costs are associated with the YUB regulatory proceedings. The costs consist primarily of various rate and project review proceedings but also include resource plans, hearing costs from before 2012 and demand side management costs (consumer energy conservation program). The Utility is directed to defer and amortize the costs over terms at the discretion of the YUB. In February 2021, the Utility lost an appeal relating to a decision by the YUB denying certain Demand Side Management costs. As a result, the Utility wrote off costs with a net book value as at December 31, 2020 of \$1,329,000. The regulatory provision for the year reflects an amount transferred of \$199,000 (2019 - \$883,000) to the regulatory deferral account credit balance class Hearing Reserve (see Note 10(b)(ii)). In the absence of rate regulation, IFRS requires these costs to be expensed as incurred.

(iv) Vegetation management

Prior to 2017, the Utility was deferring annual brushing costs in excess of a prescribed maximum annual amount based on a review of prior year brushing costs. In 2017, the Utility established a vegetation management policy and as a result of expected annual costs, deferral is no longer required. The Utility completes a full cycle of all of its brushing requirements every 10 years and is amortizing previously deferred costs over a 10 year period. In the absence of rate regulation, IFRS requires these costs to be expensed as incurred.

(v) Dam safety review

The Utility has a program of conducting safety reviews of its dams in accordance with standards set by the Canadian Dam Association. External consultants are hired every five years with intermittent costs incurred in the interim periods. These costs are being amortized over five years. In the absence of rate regulation, IFRS requires these costs to be expensed as incurred.

(vi) Uninsured losses

Uninsured losses is an account maintained to address uninsured and uninsurable losses as well as the deductible portion of insured losses. The account is maintained through an annual provision and collected through customer rates. There is an annual regulatory provision of \$267,000 and amortization of the 2016 accumulated balance of \$1,059,000 over five years (\$212,000 per year). Costs incurred during 2020 of \$4,764,000 include \$3,631,000 of costs due to repairs required at the WH1 and WH2 penstocks. The Utility expects to recover a significant portion of these costs in 2021 from insurance proceeds (see Note 19). In the absence of rate regulation, IFRS requires these costs to be expensed as incurred and the expected insurance proceeds recognized as revenue.

(vii) Deferred overhauls

YUB Order 2013-01 restricted inclusion of property, plant and equipment overhaul depreciation expense in rates charged to customers until the Utility comes before the YUB for a prudence review. As such, starting in 2013 the Utility deferred depreciation expense related to overhauls. In 2017, the Utility came before the YUB for a prudence review and began to recognize these deferred depreciation amounts. In the absence of rate regulation, IFRS requires these costs to be expensed as incurred.

Yukon Energy Corporation

Notes to Financial Statements

(tabular amounts in thousands of Canadian dollars)

December 31 2020

10. REGULATORY ACCOUNTS - continued

(viii) Fuel price adjustment

OIC 1995/90 directs the YUB to permit the Utility to adjust electricity rates to reflect fluctuations in the price of diesel fuel. The amount by which actual fuel prices vary from the long-term average prices is deferred and recovered from or refunded to customers in a future period through Rider F. In 2017 the Utility updated the long-term average cost to better reflect current market conditions. As part of the 2017-18 GRA, the balance as at June 30, 2019 of \$3,940,000 was transferred to the regulatory deferral account debit balance class 2017/18 GRA (see Note 10(a)(ix)). For all of 2019 Rider F was a refund of 0.011 cents per kWh. For the period January 1, 2020 through October 31, 2020 Rider F was a charge to customers of 0.970 cents per kWh. Effective November 1, 2020, the charge increased to 1.371 cents per kWh. In the absence of rate regulation, IFRS requires these costs to be expensed as incurred and revenues be recognized as earned.

(ix) 2017/18 GRA

The Utility recognizes a regulatory deferral account debit balance when the Utility has the right, as a result of the actual or expected actions of the rate regulator, to increase rates in future periods in order to recover its allowable costs plus return on rate base, as described in Note 1(b). The amount recognized represents the amount approved by the YUB in November 2019, less amounts subsequently received from customers. The ending balance at December 31 comprises the Utility's remaining revenue shortfall and the amount transferred from the regulatory deferral account debit balance class Fuel Price Adjustment in 2019 (see Note 10(a)(viii)) to be collected from customers in future years.

(x) Deferred gains and losses

Deferred gains and losses represent amounts from disposals of property, plant and equipment that have or will be submitted for approval by the YUB to be deferred. There are no deferred gains or losses during any of the reporting years.

Yukon Energy Corporation

Notes to Financial Statements

(tabular amounts in thousands of Canadian dollars)

December 31 2020

10. REGULATORY ACCOUNTS - continued

b) Regulatory deferral account credit balances

	Deferred Insurance Proceeds (i)	Hearing Reserve (ii)	Low Water Reserve Fund (iii)	Future Removal and Site Restoration (iv)	Contracts with Customers (v)	Total
Cost:						
At December 31, 2018	\$ 11,602	\$ 1,315	\$ 3,018	\$ 3,964	\$ 4,624	\$ 24,523
Cost incurred	-	-	(4,038)	(1,173)	-	(5,211)
Regulatory provision	-	(633)	-	-	471	(162)
Cash received	-	-	11	-	-	11
Cash refunded	-	-	(1,004)	-	-	(1,004)
At December 31, 2019	\$ 11,602	\$ 682	\$ (2,013)	\$ 2,791	\$ 5,095	\$ 18,157
Cost incurred	-	(137)	(488)	(52)	-	(677)
Regulatory provision	-	51	-	-	31	82
Cash received	-	-	(11)	-	-	(11)
Cash refunded	-	-	1	-	-	1
At December 31, 2020	\$ 11,602	\$ 596	\$ (2,511)	\$ 2,739	\$ 5,126	\$ 17,552
Accumulated amortization:						
At December 31, 2018	\$ 6,899	\$ 388	\$ -	\$ -	\$ -	\$ 7,287
Amortization	263	195	-	-	-	458
Disposals	-	-	-	-	-	-
At December 31, 2019	\$ 7,162	\$ 583	\$ -	\$ -	\$ -	\$ 7,745
Amortization	262	195	-	-	-	457
Disposals	-	-	-	-	-	-
At December 31, 2020	\$ 7,424	\$ 778	\$ -	\$ -	\$ -	\$ 8,202
Net book value:						
At December 31, 2019	\$ 4,440	\$ 99	\$ (2,013)	\$ 2,791	\$ 5,095	\$ 10,412
At December 31, 2020	\$ 4,178	\$ (182)	\$ (2,511)	\$ 2,739	\$ 5,126	\$ 9,350
Net (increase) decrease in regulatory deferral account credit balances (which are recognized in the net movement of regulatory deferral account balances related to net income on the Statement of Operations and Other Comprehensive Income):						
December 31, 2019	\$ 263	\$ 828	\$ 5,031	\$ 1,173	\$ (471)	\$ 6,824
December 31, 2020	\$ 262	\$ 281	\$ 498	\$ 52	\$ (31)	\$ 1,062
Remaining recovery years						
At December 31, 2019	17 years	Indeterminate	Indeterminate	Indeterminate	48 years	
At December 31, 2020	16 years	Indeterminate	Indeterminate	Indeterminate	47 years	
Absent rate regulation, net income for the year end and net movement in regulatory deferral account balances on the Statement of Operations and Other Comprehensive Income would increase (decrease) by:						
December 31, 2019	\$ (263)	\$ (828)	\$ (5,031)	\$ (1,173)	\$ 471	\$ (6,824)
December 31, 2020	\$ (262)	\$ (281)	\$ (498)	\$ (52)	\$ 31	\$ (1,062)

Yukon Energy Corporation

Notes to Financial Statements

(tabular amounts in thousands of Canadian dollars)

December 31 2020

10. REGULATORY ACCOUNTS - continued

(i) Deferred insurance proceeds

The deferred insurance proceeds represents a gain on fire insurance proceeds related to a fire at the Whitehorse Rapids Generating Station in 1997 which is being amortized to income at the same rate as depreciation of the related replacement assets. In the absence of rate regulation, IFRS requires the gain to have been fully recognized as income in the year received.

(ii) Hearing reserve

The Utility has established a deferral account for future regulatory hearing costs. In 2017 the Utility adjusted the annual provision and recognition of the accumulated balance to more accurately reflect expected hearing costs. The regulatory provision for the year reflects an annual provision of \$250,000 less \$199,000 (2019 - \$883,000) of costs transferred from the regulatory deferral account debit balance class Regulatory Costs (see Note 10(a)(iii)). In the absence of rate regulation, IFRS requires these costs to be expensed as incurred.

(iii) Low Water Reserve Fund

The Low Water Reserve Account ("LWRF") was established by YUB Order 2018-10. The LWRF is used to protect the Utility and ratepayers for costs associated with variability in thermal generation required when there is a thermal cost variance due solely to water-related hydro generation variances from YUB approved GRA forecasts. YUB Order 2019-08 amended how the LWRF is calculated.

The LWRF attracts interest based upon short/intermediate term bond rates. Any negative balance attracts interest at the lowest short-term bond rates available to the Utility through its line of credit. The Utility is required to file quarterly reports with the YUB on the LWRF's activity.

In accordance with YUB Order 2015-01, the Utility defers recognition of the additional amounts collected from rate payers when the cost of thermal consumed in the period is less than the long-term average thermal requirements estimated for the actual annual generation load. These deferred amounts are recognized as revenue in the period when the cost of thermal incurred for the period is greater than the long-term average thermal requirements and the reason for the shortfall is a shortage of water in the hydro system. The YUB has set a cap of +/- \$8 million for the LWRF. If the balance falls outside of this range, the Utility is to make an application to the YUB requesting recovery or a refund to customers. In accordance with YUB Order 2015-06, the Utility was providing a refund to the customers of 0.68 cents/kWh effective September 1, 2015. YUB Order 2019-02 set the refund rider to 0.00 cents/kWh effective April 1, 2019.

In the absence of rate regulation, IFRS would require any amounts earned or incurred related to the LWRF to be included in the Utility's net income in the year incurred.

Yukon Energy Corporation

Notes to Financial Statements

(tabular amounts in thousands of Canadian dollars)

December 31 2020

10. REGULATORY ACCOUNTS - continued

(iv) Future removal and site restoration costs

The Utility maintains a regulatory provision for future removal and site restoration related to property, plant and equipment, which is incremental to that required to be recognized as an asset retirement provision under IAS 37. The reserve has been established through amortization rates based upon depreciation studies conducted periodically by the Utility. As a result of YUB Order 2005-12, effective January 1, 2005, the provision is not to exceed the cumulative value of the provision at December 31, 2004 of \$5,757,000.

Costs of dismantling capital assets, including site remediation, will be applied to this regulatory deferral account credit balance if they do not otherwise relate to an asset retirement provision. The period over which the provision will be reduced is dependent on the timing of future costs of demolishing, dismantling, tearing down, site restoration or otherwise disposing of the asset net of actual recoveries, and is therefore indeterminate. In the absence of rate regulation, IFRS requires these costs to be expensed or included in the gain or loss on disposal of the related property, plant and equipment, as applicable.

(v) Contracts with customers

Effective January 1, 2018 the Utility adopted IFRS 15, *Revenue from Contracts with Customers*. As a result of the impacts of IFRS 15, certain revenues are recognized in net income over a shorter period than allowed by the YUB for rate-setting purposes. The timing difference is reflected as a regulatory deferral account credit balance.

(c) Regulatory account expenses

Regulatory account expenses represent costs incurred related to regulatory account debit balances of \$10,757,000 (2019 - \$3,102,000) and regulatory account credit balances of \$677,000 (2019 - \$5,211,000).

(d) Net movement in regulatory deferral account balances related to net income

Net movement in regulatory deferral account balances related to net income is \$(3,313,000) (2019 - \$11,024,000) represents the adjustment to net income for the year before net movement in regulatory deferral account balances for the effects of rate regulation in accordance with IFRS 14. The net movement figure is comprised of a decrease of \$4,375,000 for regulatory account debit balances and a decrease of \$1,062,000 for regulatory account credit balances for rate regulation compared to the amounts that are recognized under IFRS. The net movement figure for 2019 is comprised of an increase of \$4,200,000 for regulatory account debit balances and a \$6,824,000 decrease for regulatory account credit balances respectively for rate regulation compared to the amounts that would be recorded under IFRS absent rate regulation.

Yukon Energy Corporation

Notes to Financial Statements

(tabular amounts in thousands of Canadian dollars)

December 31 2020

11. BANK INDEBTEDNESS

The line of credit accrues interest on withdrawals at prime rate minus 0.75% per annum. Refer to the interest rate risk section within Note 26.

12. ACCOUNTS PAYABLE AND ACCRUED LIABILITIES

	December 31 2020	December 31 2019
Trade payables	\$ 15,143	\$ 8,523
Employee compensation	1,427	794
Due to related parties (Note 22)	1,117	699
Other	264	225
	<u>\$ 17,951</u>	<u>\$ 10,241</u>

13. CONSTRUCTION FINANCING

	December 31 2020	December 31 2019
Construction financing, due December 11, 2020 bearing interest at 2.32% approved to a maximum of \$4.0 million	\$ -	\$ 3,959
Construction financing, due December 31, 2020 bearing interest at 2.36% approved to a maximum of \$8.4 million	-	8,400
Construction financing, due December 31, 2020 bearing interest at 2.36% approved to a maximum of \$14 million	-	13,985
Construction financing, due December 31, 2021 bearing interest at 0.89% approved to a maximum of \$8.4 million	8,400	-
Construction financing, due December 31, 2021 bearing interest at 0.89% approved to a maximum of \$14 million	12,617	-
	<u>\$ 21,017</u>	<u>\$ 26,344</u>

Construction financing balances are monies advanced from the Parent to assist in the development of the Utility's infrastructure. Interest is payable annually at December 31 and at the maturity date.

During the year the Utility converted \$1,368,000 of construction financing into contributed surplus from the Parent with no impact to cash flows. In addition, the Utility converted \$3,959,000 of construction financing into long-term debt from the Parent with no impact on cash flows (see Note 14). The remaining prior year debt was extinguished and replaced with new debt with no impact on cash flows. New financing of \$0 (2019 - \$3,959,000) was received during the year.

Yukon Energy Corporation

Notes to Financial Statements

(tabular amounts in thousands of Canadian dollars)

December 31 2020

14. LONG-TERM DEBT

The Utility's long-term debt is summarized as follows:

	December 31 2020	December 31 2019
Yukon Development Corporation		
\$77,723,273 term note bearing interest at 2.68% repayable in annual installments of \$3,683,800 principal, plus accrued interest with the balance of \$59,304,273 due December 31, 2024	\$ 70,355	\$ 74,039
\$21,900,000 flexible term note bearing interest up to 5.46% repayable in annual installments of \$336,923 principal, plus accrued interest with the balance of \$8,423,078 due December 31, 2051 (i)	18,867	19,205
\$5,505,000 term note bearing interest at 2.40% interest only payable annually, due December 31, 2039	5,505	5,505
\$20,984,404 term note bearing interest at 2.21% repayable in annual installments of \$839,376 principal, plus accrued interest with the balance due December 31, 2040	16,787	17,627
\$12,136,000 term note bearing interest at 2.10% interest only payable annually, due December 31, 2041	12,136	12,136
\$2,871,000 term note bearing interest at 2.90% interest only payable monthly, due June 30, 2044	2,871	2,871
\$3,958,745 term note bearing interest at 1.56% interest only payable monthly, due June 30, 2025	3,959	-
TD Bank		
The Utility entered into an interest rate swap to convert the interest rate on the Bankers' Acceptances amounts from a variable interest rate based on the Bankers' Acceptances rates to a fixed rate of 2.06% (2019 - 2.69%) per annum. Payable in monthly installments of \$47,918 (2019 - \$50,407) interest and principal with the balance due on September 28, 2035 (2019 - December 28, 2022) (ii)	8,240	8,623
The Utility entered into an interest rate swap to convert the interest rate on the Bankers' Acceptance amounts from a variable interest rate based on the Bankers' Acceptance rates to a fixed rate of 3.40% (2019 - 3.67%) per annum. Payable in monthly installments of \$117,095 (2019 - \$120,246) interest and principal with the balance due on August 23, 2043 (2019 - August 23, 2038) (iii)	22,189	22,811
The Utility entered into an interest rate swap to convert the interest rate on the Bankers' Acceptance amounts from a variable interest rate based on the Bankers' Acceptance rates to a fixed rate of 2.64% (2019 - 2.90%) per annum. Payable in monthly installments of \$30,868 (2019 - \$31,726) interest and principal with the balance due on July 14, 2044 (2019 - July 14, 2039) (iv)	6,497	6,688
The Utility entered into an interest rate swap to convert the interest rate on the Bankers' Acceptance amounts from a variable interest rate based on the Bankers' Acceptance rates to a fixed rate of 2.06% per annum. Payable in monthly installments of \$20,478 interest and principal with the balance due on November 4, 2045 (v)	4,789	-
Carmacks Stewart First Nation Liability		
Long-term liability payable to several First Nations related to the building of the Carmacks Stewart Transmission Line. These are non-interest bearing, repayment terms not yet established	141	151
Long-term debt	172,336	169,656

Yukon Energy Corporation

Notes to Financial Statements

(tabular amounts in thousands of Canadian dollars)

December 31 2020

14. LONG-TERM DEBT - continued

Long-term debt	172,336	169,656
Less current portion	6,280	6,054
	\$ 166,056	\$ 163,602

(i) **\$21,900,000 Flexible Term Note**

The terms of the flexible term note provide for a maximum amount of interest payable within a calendar year, calculated based on the actual grid generation on the electrical grid system connected with the Mayo Hydro Enhancement Project. The amount of interest payable as a result of the interest rate exceeding the maximum interest payable will abate forever. The actual interest rate on this flexible note was 5.46% (2019 - 3.53%).

(ii) **TD Bank Loan and 2.06% Interest Rate Swap**

On December 28, 2012, the Utility entered into a loan and interest rate swap with TD Bank to arrange financing for the purpose of continuing to develop the electrical infrastructure in the Yukon. On September 11, 2020, the loan and interest rate swap was amended. The amendment changed the interest rate from 2.69% to 2.06% and the termination date from December 28, 2022 to September 28, 2035.

(iii) **TD Bank Loan and 3.40% Interest Rate Swap**

On August 23, 2018, the Utility entered into a loan and interest rate swap with TD Bank to arrange financing for the purpose of continuing to develop the electrical infrastructure in the Yukon. On September 11, 2020, the loan and interest rate swap was amended. The amendment changed the interest rate from 3.67% to 3.40% and the termination date from August 23, 2038 to August 23, 2043.

(iv) **TD Bank Loan and 2.64% Interest Rate Swap**

On July 15, 2019, the Utility entered into a loan and interest rate swap with TD Bank to arrange financing for the purpose of continuing to develop the electrical infrastructure in the Yukon. On September 11, 2020, the loan and interest rate swap was amended. The amendment changed the interest rate from 2.90 % to 2.64% and the termination date from July 14, 2039 to July 14, 2044.

(v) **TD Bank Loan and 2.06% Interest Rate Swap**

On November 4, 2020, the Utility entered into a loan and interest rate swap with TD Bank to arrange financing for the purpose of continuing to develop the electrical infrastructure in the Yukon. The interest rate swap matures November 4, 2045.

Long-term debt repayment

Scheduled repayments for all long-term debt are as follows:

2021	6,280
2022	6,327
2023	6,368
2024	62,031
2025	6,729
Thereafter	84,601
	\$ 172,336

Yukon Energy Corporation

Notes to Financial Statements

(tabular amounts in thousands of Canadian dollars)

December 31 2020

14. LONG-TERM DEBT - continued

The change in long-term debt arising from financing activities during the year related to principal repayments of \$6,079,000 and the issuance of additional debt in the amount of \$8,759,000. In 2019, the Utility renegotiated the \$77,723,000 note with the Parent with terms based on market conditions at the time of renewal.

Fair value

The fair value of long-term debt at December 31, 2020 is \$186,554,000 (2019 - \$165,800,000). The fair value for all long-term debt including current portions was estimated using discounted cash flows based on an estimate of the Utility's current borrowing rate for similar borrowing arrangements.

15. POST-EMPLOYMENT BENEFITS

Characteristics of benefit plans

The Utility sponsors a defined benefit pension plan for employees joining the Utility before January 1, 2002. The Utility also sponsors an executive defined benefit pension plan and supplemental executive retirement plan for a former executive. Benefits provided are calculated based on length of pensionable service, pensionable salary at retirement age and negotiated rates.

Employees joining the Utility after January 1, 2002 are not eligible to participate in the employee defined benefit pension plan. The Utility makes contributions to a Registered Retirement Savings Plan ("RRSP") on behalf of these employees and employees hired before January 1, 2002 who belonged to the employee defined benefit plan and elected to opt out of that plan. The RRSP is a defined contribution retirement plan. The costs recognized for the period are equal to the Utility's contribution to the plan. During 2020, these were \$510,000 (2019 - \$418,000).

The defined benefit pension plan for employees is regulated by the Office of the Superintendent of Financial Institutions ("OSFI") through the *Pension Benefits Standards Act* and regulations. This Act and accompanying regulations impose, among other things, minimum funding requirements. The executive defined benefit pension plan and supplemental executive retirement plan are not registered with OSFI and are not subject to minimum funding requirements of the Act.

These minimum funding requirements require the Utility make special payments as prescribed by the OSFI to repay any unfunded liability or solvency deficiency that may exist. For the employee defined benefit pension plan the Utility is currently required to pay \$259,300 for 2021. This amount may change in future years and may be summarized as follows:

<u>Start Date</u>	<u>Minimum Annual Payment</u>	<u>End Date</u>
January 1, 2013	\$38,000	December 31, 2027
January 1, 2014	\$49,300	December 31, 2028
January 1, 2018	\$61,000	December 31, 2032
January 1, 2019	\$36,000	December 31, 2033
January 1, 2020	\$75,000	December 31, 2034

A committee of the Utility's Board of Directors oversees these plans and is responsible for the investment policy with regard to the assets of these funds.

Yukon Energy Corporation

Notes to Financial Statements

(tabular amounts in thousands of Canadian dollars)

December 31 2020

15. POST-EMPLOYMENT BENEFITS - continued

Risks associated with defined benefit plans

The defined benefit pension plans expose the Utility to risk such as investment risk and actuarial risk. Investment risk is the risk that the assets invested will be insufficient to meet expected benefits. Actuarial risk is the risk that benefits paid will be more than expected. There are no particular unusual, entity-specific or plan-specific risks or any significant concentration of risk.

Net defined benefit liability

	December 31 2020	December 31 2019
Present value of benefit obligations		
Balance, beginning of year	\$ 28,075	\$ 23,499
Employee contributions	45	51
Current service cost	409	313
Interest cost	872	915
Benefits paid	(772)	(758)
Actuarial losses (gains) on experience	(96)	853
Actuarial losses on demographic assumptions	-	-
Actuarial losses (gains) on financial assumptions	2,785	3,202
Balance, end of year	\$ 31,318	\$ 28,075
Fair value of plan assets		
Balance, beginning of year	20,386	17,731
Interest income on plan assets	628	687
Gains (losses) on plan assets	1,475	2,196
Employee contributions	45	51
Employer contributions	551	544
Benefits paid	(772)	(758)
Administrative costs	(66)	(65)
Balance, end of year	\$ 22,247	\$ 20,386
Net defined benefit liability	\$ 9,071	\$ 7,689

Yukon Energy Corporation

Notes to Financial Statements

(tabular amounts in thousands of Canadian dollars)

December 31 2020

15. POST-EMPLOYMENT BENEFITS - continued

Components of benefit plan cost:

	December 31 2020	December 31 2019
Current service cost	\$ 409	\$ 313
Interest cost	872	915
Interest income on plan assets	(628)	(687)
Administrative costs	66	65
Defined benefit expense in Statement of Operations	719	606
Defined contribution expense	510	418
Total benefit expense in Statement of Operations	\$ 1,229	\$ 1,024
Actuarial losses (gains) on obligation	2,689	4,055
(Gains) losses on plan assets	(1,475)	(2,196)
Total re-measurements included in Other Comprehensive Income	\$ 1,214	\$ 1,859
Total benefit costs recognized in Statement of Operations and Other Comprehensive Income	\$ 2,443	\$ 2,883

Distribution of plan assets of defined benefit pension plans

The fair value of the defined benefit pension plans' assets are based on market values as reported by the defined benefit pension plans' custodians as at each applicable Statement of Financial Position date. The distribution of assets by major asset class is as follows:

	<u>December 31, 2020</u>	<u>December 31, 2019</u>
Equities	51.9%	50.9%
Fixed income securities	39.0%	39.1%
Real estate	9.1%	10.0%

Significant assumptions:

	<u>December 31, 2020</u>	<u>December 31, 2019</u>
Discount rate - accrued benefit obligation	2.50%	3.10%
Assumed rate of salary escalation	2.80%	2.80%
Pension growth	2.00%	2.00%

Sensitivity analysis of the defined benefit pension plans:

The sensitivities of each key assumption used in measuring accrued benefit obligations at each Statement of Financial Position date have been calculated independently of changes in other key assumptions. Actual experience may result in changes in a number of assumptions simultaneously. The sensitivity analysis has been determined based on reasonably possible changes of the respective assumptions occurring at the end of the reporting period. The mortality assumptions are based on the 2014 Canadian Pensioner Mortality Private Table projected with full generational mortality improvements using scale MI-2017.

Yukon Energy Corporation

Notes to Financial Statements

(tabular amounts in thousands of Canadian dollars)

December 31 2020

15. POST-EMPLOYMENT BENEFITS - continued

Assumptions and sensitivity to the recognized post-employment benefits liability balance at December 31, 2020

Assumption	+1%	-1%	+1%	-1%
Discount rate	-14%	18%	\$ (4,428)	\$ 5,622
Salary growth	1%	-1%	231	(220)
Pension growth	16%	-13%	4,878	(3,449)
Life expectancy (1 year movement)	3%	-3%	940	(944)

Assumptions and sensitivity to the recognized post-employment benefits liability balance at December 31, 2019

Assumption	+1%	-1%	+1%	-1%
Discount rate	-14%	18%	\$ (3,918)	\$ 4,966
Salary growth	1%	-1%	278	(265)
Pension growth	16%	-13%	4,200	(3,442)
Life expectancy (1 year movement)	3%	-3%	770	(777)

The sensitivity analysis presented above may not be representative of the actual change in the defined benefit obligation as it is unlikely that the change in assumptions would occur in isolation of one another as some of the assumptions may be correlated.

Furthermore, in presenting the above sensitivity analysis, the present value of the defined benefit obligation has been calculated using the projected unit credit method at the end of the reporting period, which is the same that is applied in calculating the defined benefit obligation liability recognized in the Statement of Financial Position.

The Utility pays the balance of the cost of the employee benefit plan over the employee contributions, as determined by the actuary. Members are required to contribute 3.5% of earnings up to the Year's Maximum Pensionable Earnings ("YMPE") plus 5% of earnings above the YMPE. Permanent part-time members will have required contributions as above multiplied by their permanent part-time service ratio. Employees can make additional contributions to purchase ancillary benefits. Members choose the ancillary benefit on termination of service or on retirement.

The average duration of the benefit obligation is 16.3 years (2019 - 16.0 years). The Utility expects to make payments of \$766,800 (2019 - \$718,600) to the defined benefit plans during the next financial year.

Yukon Energy Corporation

Notes to Financial Statements

(tabular amounts in thousands of Canadian dollars)

December 31 2020

16. CONTRIBUTIONS IN AID OF CONSTRUCTION

	Government of Canada	Parent since 1998	Yukon Government since 1998	Pre-1998 contributions	Total
Cost:					
At January 1, 2019	\$ 71,000	\$ 89,730	\$ 11,470	\$ 1,739	\$ 173,939
Additions	299	-	228	-	527
At December 31, 2019	\$ 71,299	\$ 89,730	\$ 11,698	\$ 1,739	\$ 174,466
Additions	12,395	-	-	-	12,395
At December 31, 2020	\$ 83,694	\$ 89,730	\$ 11,698	\$ 1,739	\$ 186,861
Accumulated amortization:					
At January 1, 2019	\$ 7,011	\$ 11,443	\$ 2,269	\$ 1,422	\$ 22,145
Amortization	991	1,604	222	43	2,860
At December 31, 2019	\$ 8,002	\$ 13,047	\$ 2,491	\$ 1,465	\$ 25,005
Amortization	991	1,604	229	43	2,867
At December 31, 2020	8,993	14,651	2,720	1,508	27,872
Net book value:					
At December 31, 2019	\$ 63,297	\$ 76,683	\$ 9,207	\$ 274	\$ 149,461
At December 31, 2020	\$ 74,701	\$ 75,079	\$ 8,978	\$ 231	\$ 158,989

17. DEFERRED REVENUE

	Customer Contributions	Decommissioning Fund	Total
At January 1, 2019	\$ 9,181	\$ 2,713	\$ 11,894
Additions	11,055	56	11,111
Revenue recognized in Sales of Power (Note 18)	(2,350)	-	(2,350)
At December 31, 2019	\$ 17,886	\$ 2,769	\$ 20,655
Additions	1,071	30	1,101
Revenue recognized in Sales of Power	(1,612)	-	(1,612)
At December 31, 2020	\$ 17,345	\$ 2,799	\$ 20,144

Customer contributions represent monies paid or assets contributed by customers for connection to the grid. The contributions are recognized into revenue when the performance obligation is satisfied. During the year, there were no assets contributed by customers. During 2019, there were assets contributed by customers of \$10,345,000 as part of a power purchase agreement.

The decommissioning fund represents monies paid in advance by an industrial customer to decommission the spur line that connects its operation to the Utility's grid. Under a power purchase agreement, the customer has the financial responsibility for decommissioning activities to be performed by the Utility on its behalf. Any amounts not required for decommissioning will be refunded to the customer. This money accrues interest at the rate equal to the three month Canadian Dealer Offered Rate ("CDOR"). This amount will be recognized to revenue when uncertainty associated with its recognition is satisfied.

Yukon Energy Corporation

Notes to Financial Statements

(tabular amounts in thousands of Canadian dollars)

December 31 2020

18. SALES OF POWER

	2020	2019
Wholesale	\$ 44,721	\$ 34,520
Industrial	13,832	6,958
General service	8,165	6,065
Residential	4,049	2,840
Sentinel and street lights	132	106
Secondary sales	8	-
	\$ 70,907	\$ 50,489

19. OTHER REVENUE

During penstock inspections, deformation was noticed in WH1 and WH2 penstocks and major repairs were required before the units could be put back into service. The repairs of WH1 were completed in 2020 but the repairs of WH2 continued in 2021. The Utility incurred \$3,631,000 of costs in 2020 due to repairs required at the penstocks (see Note 10(a)(vi)). The Utility has accrued a receivable included in Other revenue for \$3,531,000, equal to the costs incurred less the deductible.

20. OPERATIONS AND MAINTENANCE EXPENSES

	2020	2019
Fuel	\$ 15,217	\$ 10,331
Regulatory account expenses (Note 10 (c))	11,434	8,313
Wages and benefits	6,508	6,030
Contractors	3,943	2,563
Rent	2,138	1,547
Materials and consumables	1,847	2,161
Travel	314	369
Communication	79	74
Loss on asset disposal	-	1,337
	\$ 41,480	\$ 32,725

Yukon Energy Corporation

Notes to Financial Statements

(tabular amounts in thousands of Canadian dollars)

December 31 2020

21. ADMINISTRATION EXPENSES

	2020	2019
Wages and benefits	\$ 5,935	\$ 5,835
Insurance and taxes	2,180	1,883
External labour	1,810	1,440
Materials, consumables and general	1,702	1,849
Licences and fees	722	674
Board fees	135	92
Travel	111	224
	\$ 12,595	\$ 11,997

22. RELATED PARTY TRANSACTIONS

The Utility is related in terms of common ownership to all YG departments, agencies and Territorial Corporations. Transactions are entered into in the normal course of operations with these entities. All sales of power transactions are recorded at the rates approved by the YUB.

Interim Electrical Rebate program revenues are received from YDC in accordance with terms established by YG which established the program to protect certain ratepayers. These revenues are included in sales of power on the Statement of Operations and Other Comprehensive Income.

The following table summarizes the Utility's related party transactions with YDC for the year:

	2020	2019
Revenue		
Sales of service	\$ 4	\$ 4
Rate subsidy	281	283
Operating expenses		
Interest expense	\$ 4,478	\$ 4,010
Dividend paid	\$ -	\$ 2,871
Other receipts/additions		
Construction financing	\$ -	\$ 3,959
Long-term debt	3,959	2,871
Contributed surplus	1,368	-
Other payments/deductions		
Repayment of long-term debt	\$ 4,860	\$ 5,197
Construction financing	3,959	-
Construction financing	1,368	-

Yukon Energy Corporation

Notes to Financial Statements

(tabular amounts in thousands of Canadian dollars)

December 31 2020

22. RELATED PARTY TRANSACTIONS - continued

At the end of the year, the amounts receivable from and due to related parties are as follows:

	December 31 2020	December 31 2019
YDC		
Accounts receivable	\$ 10,888	\$ 370
Accounts payable	1,049	695
Construction financing	21,017	26,344
Current portion of long-term debt	4,860	4,860
Long-term debt	125,620	126,523
YG		
Accounts receivable	\$ 90	\$ 152
Accounts payable	68	4

Included in Accounts receivable from YDC is an amount of \$10,458,000 for capital projects funded by YG and the federal government (2019 - \$0). These balances are non-interest bearing and payable on demand except for construction financing and long-term debt.

Transactions with Key Management Personnel

The Utility's key management personnel include members of the senior management team and the Board of Directors, a total of 15 individuals (2019 - 18 individuals). Key management personnel compensation is as follows:

Year ended December 31	2020	2019
Short-term employee benefits	\$ 1,634	\$ 1,423
Post-employment benefits	198	161
	\$ 1,832	\$ 1,584

23. COMMITMENTS

Aishihik water licence

The Yukon Water Board issued a water use licence in 2002, valid until December 31, 2019, for the Utility's Aishihik Lake facility. In addition to maintaining a minimum and maximum water level, this licence commits the Utility to meet a number of future requirements including annual fish monitoring programs. Due to outstanding issues with affected stakeholders, the Utility was unable to secure a long term renewal of the licence prior to expiry. During 2019, a two month extension was granted and then, in order to ensure continued generation from this plant, the Utility made application for a short term (three year) renewal to the existing licence. This application was approved and a renewed licence was granted by the YWB effective March 1, 2020. This short term licence includes additional monitoring and potential operational adjustments, the cost of which will be charged to the fiscal year in which they occur. The Utility continues to work with affected parties with the objective of a longer term licence agreement prior to the expiry of the extension.

Fish monitoring programs are also required under an authorization provided by the federal government Department of Fisheries and Oceans, which is valid until December 31, 2022.

Yukon Energy Corporation

Notes to Financial Statements

(tabular amounts in thousands of Canadian dollars)

December 31 2020

23. COMMITMENTS - continued

Contractual obligations

The Utility has entered into contracts to purchase products or services for which the liability has not been incurred as at December 31, 2020 as the product or service had not been provided. The total commitments at year end are \$30,331,000 (2019 - \$8,761,000).

24. CONTINGENCIES

Aishihik Third Turbine Project

This project was commissioned into service in December 2011. On March 2, 2012, the general contractor filed a claim with the Supreme Court of Yukon for \$4,000,000 plus interest and costs alleging the Utility has not paid for work performed. During 2017, the Yukon Supreme Court issued an award in favor of the contractor. The Utility successfully appealed the award in 2018. A re-trial was held in April 2020; the decision of the judge was received on February 1, 2021. The trial resulted in a net award in favour of the Utility in the amount of \$443,000. The Utility's claims for cost and interest are still to be adjudicated.

Asset Retirement Obligations

The Utility has not recognized a provision for the closure and restoration obligations for certain generation, transmission and distribution assets which the Utility anticipates maintaining and operating for an indefinite period, making the date of retirement of these assets indeterminate. These significant uncertainties around the timing of any potential future cash outflows are such that a reliable estimate of the liability is not possible at this time. A provision will be recognized when the timing of the retirement of these assets can be reasonably estimated.

25. PROVISION FOR ENVIRONMENTAL LIABILITIES

The Utility's activities are subject to various federal and territorial laws and regulations governing the protection of the environment or to minimize any adverse impact thereon. The Utility conducts its operations so as to protect public health and the environment and believes its operations are materially in compliance with all applicable laws and regulations.

The Utility has conducted environmental site assessments at all its diesel plant sites. No new environmental contamination was found. As at December 31, 2020 no new provisions for environmental liabilities, for which a legal obligation exists to remediate, have been identified by the Utility. The Utility has its Environmental Management System to monitor and assess previous and potential existing environmental liabilities on an ongoing basis. The Utility does not have a provision for environmental liabilities as there is no present obligation to remediate.

Yukon Energy Corporation

Notes to Financial Statements

(tabular amounts in thousands of Canadian dollars)

December 31 2020

26. RISK MANAGEMENT AND FINANCIAL INSTRUMENTS

At December 31, 2020, the Utility's financial instruments included cash, accounts receivable, accounts payable and accrued liabilities, construction financing, long-term debt and interest rate swaps. The fair values of cash, accounts receivable, accounts payable and accrued liabilities and construction financing approximate their carrying values due to the immediate or short-term maturity of these financial instruments.

Interest rate swaps are financial contracts that derive their value from changes in an underlying variable. The fair value of the interest rate swaps is estimated using standard market valuation techniques and is provided to the Utility by the financial institution that is the counterparty to the transactions.

Interest rate risk

Interest rate risk is the risk that future cash flows or fair value of a financial instrument will fluctuate due to changes in market interest rates. The Utility's future cash flows are not exposed to significant interest rate risk due to its long-term debt having fixed interest rates, with the exception of the Bankers' Acceptances from the TD Bank. The Bankers' Acceptances have had the variable rate converted to a fixed rate using an interest rate swap to eliminate the interest rate risk.

As at December 31, 2020, the Utility had four (2019 - three) interest rate swap agreements in place. The three agreements from 2019 were amended on September 11, 2020 (see Note 14). The first agreement has a notional principal amount of \$8.2 million (2019 - \$8.6 million) and the agreement effectively changes the Utility's interest rate exposure on this notional amount from a floating rate to a fixed rate of 2.06% (2019 - 2.69%). The second agreement has a notional principal amount of \$22.2 million (2018 - \$22.8 million) and the agreement effectively changes the Utility's interest rate exposure on the notional amount from a floating rate to a fixed rate of 3.40% (2019 - 3.67%). The third agreement has a notional principal amount of \$6.5 million (2019 - \$6.7 million) and the agreement effectively changes the Utility's interest rate exposure on the notional amount from a floating rate to a fixed rate of 2.64% (2019 - 2.90%). The fourth agreement has a notional principal amount of \$4.8 million (2019 - \$0) and the agreement effectively changes the Utility's interest rate exposure on the notional amount from a floating rate to a fixed rate of 2.06% (2019 - 0%).

The fair value of the interest rate swap agreements on December 31, 2020 was a liability of \$5,050,000 (2019 -\$1,930,000). The decrease in the fair value in 2020 of \$3,120,000 (2019 - \$888,000) is recognized on the Statement of Operations and Other Comprehensive Income as an unrealized loss. A 100 basis point increase or decrease in the interest rate assumption would have resulted in an increase/decrease in the interest rate swap agreements fair value of \$4,710,000 (2019 - \$3,534,000).

Yukon Energy Corporation

Notes to Financial Statements

(tabular amounts in thousands of Canadian dollars)

December 31 2020

26. RISK MANAGEMENT AND FINANCIAL INSTRUMENTS - continued

Interest rate risk - continued

The Utility has access to a \$10 million line of credit. Effective June 6, 2019, the line of credit was increased temporarily to \$26.5 million. Effective May 31, 2020, the line of credit was increased temporarily to \$36.0 million. Effective April 22, 2021, the line of credit was increased temporarily to \$43.0 million. The temporary increase expires June 30, 2022. The account accrues interest on withdrawals at prime rate minus 0.75% (2019 - 0.75%) per annum. By agreement the financial institution has a legally enforceable right to set off the outstanding balance under the line of credit by cash balances in other accounts with the same bank. The amount outstanding on the line of credit balance at year end was \$34.7 million (2019 - \$22.5 million). The Utility has cash balances with the same financial institution of \$3.1 million (2019 - \$2.9 million). Due to the short-term nature of the amount drawn on the line of credit and the Utility's cash balances with the same financial institution, the interest rate risk is minimal.

Credit risk

Credit risk is the risk of failure of a debtor or counterparty to honour its contractual obligations resulting in financial loss to the Utility.

The following table illustrates the maximum credit exposure to the Utility if all counterparties defaulted:

	December 31 2020	December 31 2019
Cash	\$ -	\$ 521
Accounts receivable	25,589	10,317
	<u>\$ 25,589</u>	<u>\$ 10,838</u>

Credit risk on cash is considered minimal as the Utility's cash deposits are held by Canadian Schedule 1 Chartered banks.

Credit risk on accounts receivable is considered minimal as the Utility has experienced insignificant bad debt in prior years. In addition, its primary customer is a rate regulated utility that purchases power from the Utility for resale and as such these receivables are considered fully collectible. Included in the accounts receivable past due but not impaired at December 31, 2020 are \$7,837,000 (2019 - \$1,680,000) which management believes will be received in full.

Liquidity risk

Liquidity risk is the risk that the Utility will not be able to meet its financial obligations as they fall due. The Utility manages liquidity risk through regular monitoring of cash and currency requirements by preparing cash flow forecasts to identify financing requirements. The Utility's approach to managing liquidity is to ensure, as far as possible, that it will always have sufficient liquidity to meet its liabilities when due, under both normal and stressed conditions, without incurring unacceptable losses or risking damage to the Utility's reputation.

Yukon Energy Corporation

Notes to Financial Statements

(tabular amounts in thousands of Canadian dollars)

December 31 2020

26. RISK MANAGEMENT AND FINANCIAL INSTRUMENTS - continued

Liquidity risk - continued

The Utility's largest current liability is current portion of long-term debt which is predominantly due to the Parent. In addition, rate regulation assists the Utility with liquidity management by providing consistent revenues and a consistent debt to equity ratio.

Fair values

The following table illustrates the fair value hierarchy of the Utility's financial instruments as at December 31, 2020:

	Quoted prices in active markets (Level 1)	Other observable inputs (Level 2)	Unobservable inputs (Level 3)	Total
Derivative related liability	-	\$5,050	-	\$5,050
Long-term debt	-	-	\$186,600	\$186,600

The following table illustrates the fair value hierarchy of the Utility's financial instruments as at December 31, 2019:

	Quoted prices in active markets (Level 1)	Other observable inputs (Level 2)	Unobservable inputs (Level 3)	Total
Derivative related liability	-	\$1,930	-	\$1,930
Long-term debt	-	-	\$165,800	\$165,800

27. CAPITAL MANAGEMENT

The Utility's capital is its shareholder's equity which is comprised of share capital, contributed surplus and retained earnings. The Utility manages its equity by managing revenues, expenses, assets and liabilities to ensure the Utility effectively achieves its objectives while remaining a going concern.

The Utility has a policy which defines its capital structure at a ratio of 60% debt and 40% equity. This policy has been reviewed and accepted by the YUB.

The Utility monitors its capital on the basis of the ratio of total debt to total capitalization. Debt is calculated as total borrowings, which is comprised of long-term debt, including the portion of long-term debt due within one year, as well as the decommissioning fund (Note 17). Short-term debt related to assets under construction at the Statement of Financial Position date is excluded from the calculation of total debt, as the assets are similarly excluded from the determination of rate base. Total capitalization is calculated as total debt plus total shareholder's equity as shown on the Statement of Financial Position. The Utility maintains a balance in retained earnings as an indicator of the Utility's equity position.

Yukon Energy Corporation

Notes to Financial Statements

(tabular amounts in thousands of Canadian dollars)

December 31 2020

27. CAPITAL MANAGEMENT - continued

The table below summarizes the Utility's total debt to total capitalization position:

	December 31	
	2020	2019
Long-term debt due within one year	\$ 6,280	\$ 6,054
Long-term debt	166,056	163,602
Total debt	172,336	169,656
Add decommissioning fund (Note 17)	2,799	2,769
Total debt to include in the calculation	\$ 175,135	\$ 172,425
Share capital	\$ 39,000	\$ 39,000
Contributed surplus	15,968	14,600
Retained earnings	64,249	65,596
Total shareholder's equity	119,217	119,196
Total capitalization	\$ 294,352	\$ 291,621
Total debt to total capitalization	59 %	59 %

There were no changes in the Utility's approach to capital management during the period.

28. SUBSEQUENT EVENTS

In February 2021, the Yukon Government issued OIC 2021-16 '2021 Direction to Amend the Rate Policy Directive (1995)' which will impact the Low Water Reserve Fund (see Note 10(b)(iii)). The directive applies to filings on or after November 1, 2020 and for which no order was issued by the YUB. The directive removes the generation load cap the YUB instituted as part of the 2017-18 GRA. As part of the requirements of the 2021 General Rate Application, the Utility has filed its 2019 and 2020 Low Water Reserve Fund Annual filings with the YUB in April 2021. The Utility will adjust the LWRF prospectively based on results of this filing.

Environmental Benefits Statement

This report is printed on 100 percent postconsumer waste material. It is Forest Stewardship Council TM Canada certified, processed chlorine free, alkaline pH, and meets the credibility of Canadian Standards Association (CSA) for longevity.

By using this paper, Yukon Energy saved the following resources based on a copy run of 50 reports:

Wood Use: 450 kg

Water: 1,850 L

Energy: 300 kWhr

Solid Waste: 25 kg

Greenhouse Gases: 62.50 kg CO₂ equiv.



yukonenergy.ca