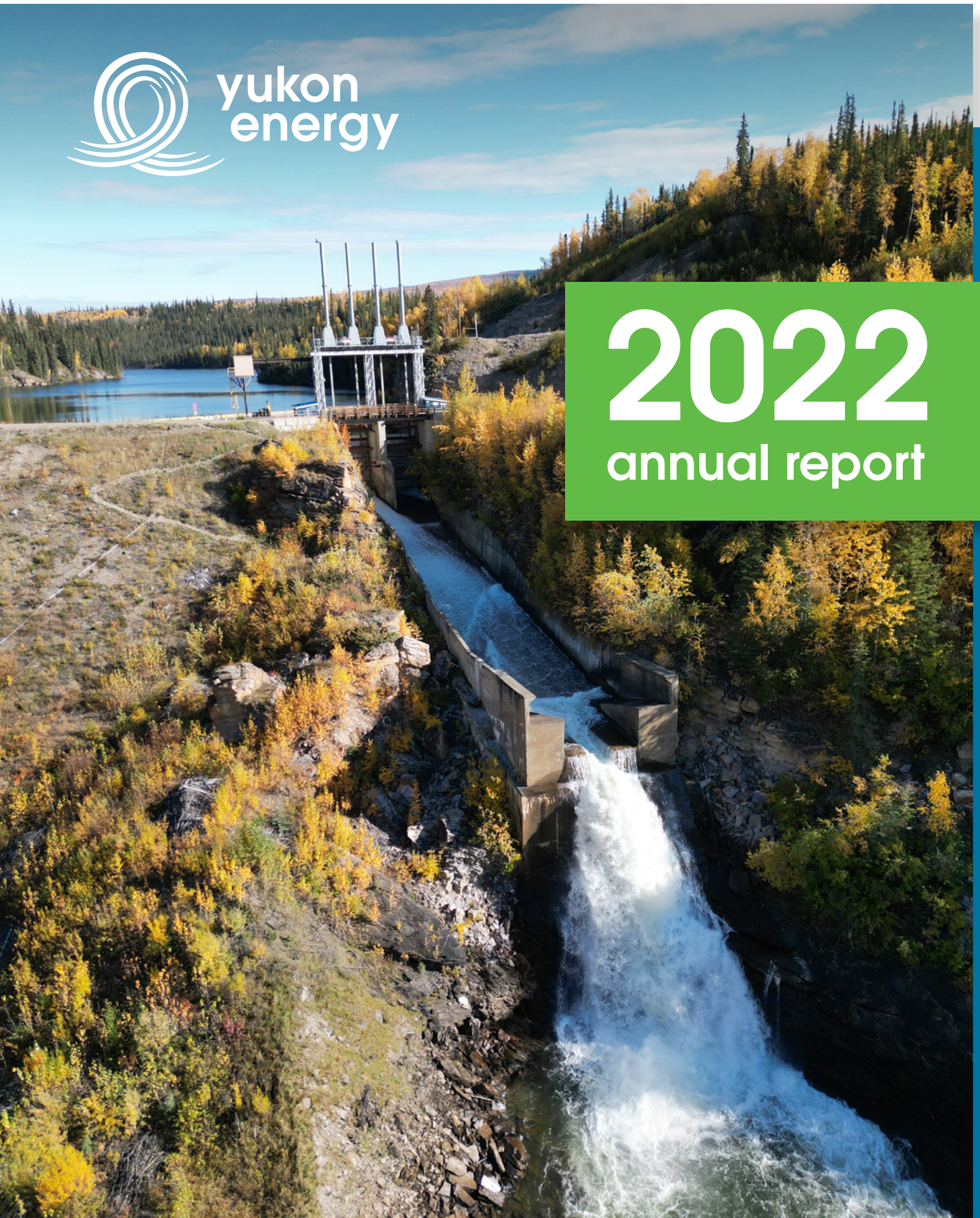




# 2022

annual report



# table of contents

2	Who We Are
4	Message to Yukoners
6	President's Welcome
8	2022 at a Glance
10	2019–2024 Strategic Plan – 2022 Mid-Term Update
13	2022 Corporate Goals & Performance
14	Living by Our Values: Safety
15	Living by Our Values: Accountability
16	Living by Our Values: Professionalism
17	Living by Our Values: Teamwork
18	Living by Our Values: Continuous Improvement
19	Living by Our Values: Good Corporate Citizenship
20	Management Discussion & Analysis
26	Financial Statements





# who we are

**Yukon Energy is a publicly owned electrical utility established in 1987. We operate as a business, at arms length from the Yukon government, to generate and transmit electrical energy in the Yukon. We work with Yukon Development Corporation, our parent company, to provide sustainable, cost-effective and reliable electricity to Yukoners.**

There are over 22,000 electricity consumers in the territory. We provide power to most of them indirectly, through ATCO Electric Yukon, who buys wholesale power from us. We directly serve some 2,300 residential and business customers, most of whom live in and around Dawson City, Mayo and Faro, and two industrial customers across the territory. Most of the electricity we produce is renewable, coming primarily from hydro resources at our Whitehorse, Aishihik and Mayo hydroelectric facilities. We also generate a small amount of thermal energy from our liquefied natural gas (LNG) and diesel plants. These thermal plants ensure we have reliable electricity when it's needed at peak times, during emergencies and when renewable sources of electricity are not available. Our headquarters are located near the Whitehorse Rapids generating facility in Whitehorse.



## mission

To enable Yukon's prosperity with sustainable, cost-effective and reliable electricity

## values

- Safety
- Accountability
- Continuous Improvement
- Teamwork
- Professionalism
- Good Corporate Citizenship

## vision

To establish a sustainable legacy for Yukon's future

# message to Yukoners

The theme of Yukon Energy's 2022 Annual Report is "Living by Our Values."

Our values are what give us a foundation on which to act. They reflect a shared set of beliefs that help us all to focus on our mission and deliver on our vision. Yukon Energy's company culture has been built around these core values and they continue to inform our day-to-day work and inspire our strategic direction.

This year's annual report provides examples of work done throughout the year by Yukon Energy teams demonstrating one or more of our core values. In essence, they "lived the value" in real time, on the job.

We have accomplished a lot in the past year and remain committed to providing Yukoners with reliable and renewable electricity. Guided by our 10-Year Renewable Electricity Plan, we continue to build and maintain our assets, as well as develop partnerships, to enable us to reach our 97 percent renewable target by 2030.

Of the major projects outlined in the 10-year plan, we continue to make progress on the Grid-Scale Battery Storage Project in Whitehorse, in partnership with the Kwanlin Dün First Nation and Ta'an Kwäch'än Council. We also continue to support Tlingit Homeland Energy Limited Partnership in closing the funding gap for the Atlin Hydro Expansion Project, and securing the confidence required to proceed with construction.

But we know that in order to meet our climate change objectives and generate reliable, renewable and affordable electricity, we must think bigger, cleaner and smarter. That is why we continue to invest in upgrades to our grid – so that we can achieve our goals without compromising the reliability of the electricity system. It is also why we are embarking on an update to our resource plan, and system plan more widely, guided by our values and the notion of thinking bigger, cleaner and smarter.

# 2022

## Board of Directors

Lesley Cabott (Chair)	Simon Lapointe
Clint McCuaig (Vice Chair)	Mike Pemberton
Azmy Aboulazm	Rod Savoie
Blair Hogan	Rob Schneider
John Jensen	Christina Thomas

Throughout our work, we remain firmly committed to creating opportunities for First Nations governments and businesses to participate in the energy sector, and hold ourselves accountable for our environmental, social and corporate impacts. For us, as invested Yukoners, sustainability includes a commitment to reconciliation and honouring the spirit and intent of the Final and Self-Government Agreements – a commitment to walking with Yukon First Nations. We've made progress – as evidenced through staff training in First Nations cultural awareness courses, the development of a framework for First Nations investment opportunities, and generally more support for First Nations initiatives – but also recognize there is more work to be done.

We continue to listen, learn and implement these learnings into the way we operate.

I would like to thank the Yukon Energy Board of Directors for their firm commitment to building Yukon's sustainable energy future; to all Yukoners for their participation in the many engagement events we host; and to our employees, who work hard each day to execute our plan with all our partners.

I believe by staying true to our values, the future holds great promise for Yukon Energy – and Yukoners. I am extremely proud of the work we have accomplished and look forward to accomplishing more, together.



Lesley Cabott  
*Chair*  
*Yukon Energy Corporation*  
*Board of Directors*

# president's welcome

When looking back at the year that was, the theme in general is transition: transition to electrification, more participation by Independent Power Producers and greater emphasis on working collaboratively with First Nations. It also was a time of transition for me. After Andrew Hall resigned at the end of February 2023, I became the Interim President. This interim role and period does a couple of things for Yukon Energy.

First, having worked closely with Andrew on many files while Vice President of External Relations, I can provide some continuity and stability that enables business to keep going.

Second, transitions are occasions for considering emerging priorities. They allow team members in senior leadership, as well as the organization as a whole, to look at opportunities with fresh eyes and consider how to take on new challenges with interest and curiosity.

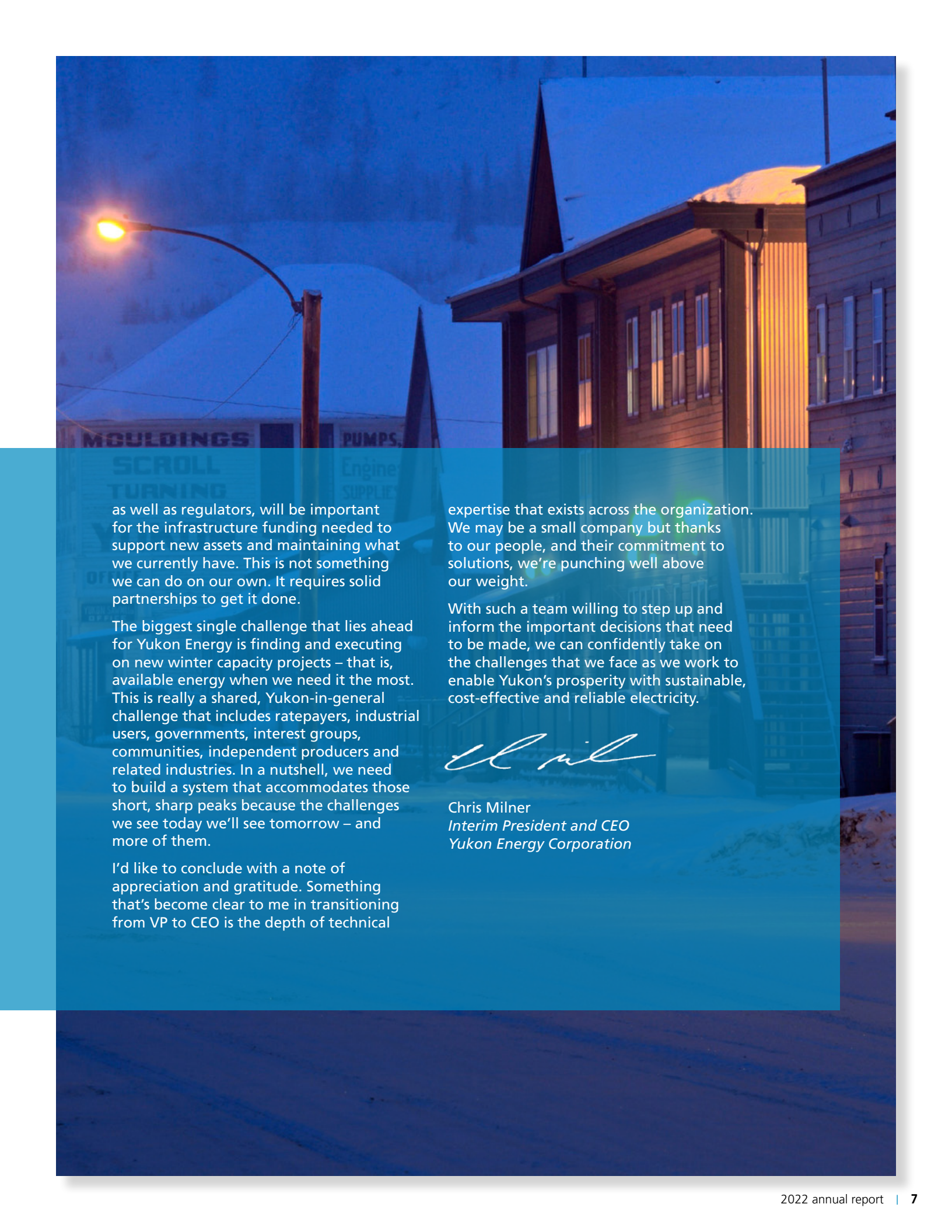
This year has been anything but business as usual. Looking at our energy demand forecasts, our requirements and the solutions needed to meet those future demands is going to require a lot of people working effectively together.

It was a year in which almost everything we own in hydro or thermal assets was going through a permitting or regulatory process. It's a big lift for a small company to concurrently maintain day-to-day operations, acquire permits for ongoing operations, and plan investments for future operations. When you layer on additional work like upgrades, requirements for electrification and the addition of new assets, it becomes increasingly clear that we need a way forward. Functioning partnerships offer us one such way.

Our approach to relicensing and partnerships was very productive over the course of 2022 and moved us closer to the place we want to be. By focusing efforts on strong collaborations, we enable our partners to help deliver on our priorities. This is especially important as we continue to see growth in demand for electricity.

Yukoners are embracing electrification efforts as they try to do what they can to reduce greenhouse gas emissions. One result is that on December 20, 2022, we set a new peak demand record. Our ongoing partnership and engagement with all levels of government,





as well as regulators, will be important for the infrastructure funding needed to support new assets and maintaining what we currently have. This is not something we can do on our own. It requires solid partnerships to get it done.

The biggest single challenge that lies ahead for Yukon Energy is finding and executing on new winter capacity projects – that is, available energy when we need it the most. This is really a shared, Yukon-in-general challenge that includes ratepayers, industrial users, governments, interest groups, communities, independent producers and related industries. In a nutshell, we need to build a system that accommodates those short, sharp peaks because the challenges we see today we'll see tomorrow – and more of them.

I'd like to conclude with a note of appreciation and gratitude. Something that's become clear to me in transitioning from VP to CEO is the depth of technical

expertise that exists across the organization. We may be a small company but thanks to our people, and their commitment to solutions, we're punching well above our weight.

With such a team willing to step up and inform the important decisions that need to be made, we can confidently take on the challenges that we face as we work to enable Yukon's prosperity with sustainable, cost-effective and reliable electricity.



Chris Milner  
*Interim President and CEO  
Yukon Energy Corporation*

# 2022 at a glance

## Our commitment to environmental, social and governance matters

In 2022, the Board established its Environmental, Social and Governance Committee. The Committee assists the Board in providing oversight of Yukon Energy's sustainability program as well as environmental and social matters in such a way that fulfills Yukon Energy's mission, vision and values and is in compliance with Yukon Energy's policies, standards and legal and regulatory obligations.

Ultimately, the Committee's goal is to create value for the Corporation and for the Yukon. Tracking key metrics is critical to measuring and creating this value.

## environment

---

- 92 percent renewable generation
- 2 reportable spills<sup>1</sup>
- 24.2 kilotonnes cumulative greenhouse gas emissions (including fleet)
- 168,260 fry<sup>2</sup> released

## people and culture

---

- 14 percent voluntary turnover rate
- 8.5 average years of employment for full-time employees
- 1 Serious Incident with Fatality Potential (SIFP)
- 94 percent attendance rate at safety meetings

---

<sup>1</sup> Reportable spills are reported to the Yukon Spill Report Line and require follow-up by the Government of Yukon's Department of Environment and/or Environment Canada.

<sup>2</sup> Juvenile fish. Includes chinook salmon, Arctic char, kokanee salmon and rainbow trout.

## operational

---

- 118.5 MW<sup>3</sup> peak demand
- 537 gigawatt hours of electricity generated
- 124 MW generating capacity in the summer
- 106 MW generating capacity in the winter
- 15 controllable outages
- 771,442 kilometres driven by Yukon Energy staff

## governance

---

- 75 percent Board attendance
- Board and Committee Terms of Reference updated
- Environmental, Social and Governance Committee and Projects Committee established

## social

---

- \$105,000 donated to community organizations
- 29 community organizations and events supported
- 4 school tours
- 4 scholarships granted

---

<sup>3</sup> Recorded on December 20, 2022.

# 2019–2024 strategic plan – 2022 mid-term update

## Strategic Priority

## Performance

### Generate reliable and renewable energy

In 2022, 92 percent of the electricity we generated was renewable. We were also able to continue delivering reliable electricity to Yukoners during the winter by using liquefied natural gas and diesel when hydro resources weren't available.

Our 10-Year Renewable Electricity Plan outlines the ways we intend to generate an average of 97 percent renewable electricity by 2030. In 2022, we made great progress on meeting this goal by:

- Successfully securing a five-year water use licence for our Aishihik hydro facility;
- Initiating the licence renewal process for our Mayo hydro facility and continuing to advance the relicensing process for our Whitehorse hydro facility;
- Connecting an additional two independently owned solar projects to the grid through the Independent Power Production Policy program;
- Advancing work on our Grid-Scale Battery Storage Project;
- Continuing to work with Tlingit Homeland Energy Limited Partnership to secure financing for the proposed Atlin Hydro Expansion Project to ensure electricity purchased from the project is affordable for Yukoners.

### Secure long-term sustainable funding

We continue to seek federal funding for the remainder of projects in our 10-year plan.

We have also developed and are implementing a framework for First Nations investment opportunities that would lead to best practices and generate benefits for First Nations governments and development corporations in Yukon Energy projects.

## Strategic Priority

## Performance

### Develop mutually beneficial First Nations partnerships

We continue to strengthen our relationships with First Nations governments where we have current operations.

Businesses owned by Ta'an Kwäch'än Council and Kwanlin Dün First Nation have, and will continue to have, a significant role in the development of the battery, including investment, procurement and contracting opportunities, as part of the overall project.

On July 21, 2022, Champagne and Aishihik First Nations, Yukon Energy and the Government of Yukon signed new agreements that outline a collaborative approach to the operation of the Aishihik Generating Station. They represent the Parties' commitment to work together in a way that respects the Champagne and Aishihik First Nations land, water and people, while maintaining the benefits of renewable energy produced by the facility.

We continue to have discussions with the Kwanlin Dün First Nation, Ta'an Kwäch'än Council, Carcross/Tagish First Nation and First Nation of Na-Cho Nyäk Dun about their interests and values in relation to the relicensing process for our hydro facilities in Whitehorse and Mayo.

### Build a workforce for the future

We continue to develop strategies and take action to effectively recruit, engage and retain employees. In 2022, we added three new positions to our team to support the increase in our operations and capital initiatives. We also hired for 27 positions, 22 percent of which were internal.

We have consciously set out to focus on leadership and growth, succession planning, and general planning for the future. By enabling our people to realize their full potential, we also encourage them to grow and stay with the Corporation. Succession plans have been developed for a number of leadership positions in Yukon Energy.

In 2022, we provided our Extended Leadership Team with the opportunity to attend a series of leadership training sessions. These sessions also provided the Extended Leadership Team with the opportunity to give input into corporate processes and initiatives.

The Diversity, Equity, Inclusion and Belonging Committee (DEIB) was formed in 2022 with the goal of balancing demographic and cognitive diversity in our workplace, to improve decision-making and employee experiences.

The Mental Wellness Committee continues to encourage and elevate conversations about mental wellness in our workplace.

## Strategic Priority

## Performance

### Strengthen governance practices

In 2022, Yukon Energy's Board of Directors developed Terms of Reference for a new Environmental, Social and Governance Committee as well as a Projects Committee to help hold ourselves accountable for our environmental, social and corporate impacts, and to have oversight over our large capital investments.

### Provide outstanding reliable customer and community value

In 2022, we started exploring options for an automated outage notification system. Once implemented, this will help to ensure customers receive personalized notifications on their phone and are aware of planned outages.

We continue to actively engage Yukoners and other stakeholders during the planning of new projects and initiatives, and incorporate, to the extent possible, the interests of stakeholders in those plans.



# 2022 corporate goals & performance

Goal	Performance
<b>Achieve zero Serious Incidents with Fatality Potential (SIFP)</b>	<p>In 2022, we recorded one Serious Incident with Fatality Potential (SIFP). In September 2022 a SIFP was reported after a worker performed repairs on a distribution line that required isolation.</p> <p>For us, there is nothing more important than each and every one of our employees making it home safely each day. While no one was injured in that incident, the fact that it could have happened, and with serious consequences, hits too close to home. That is why we continue to advance the development of the SIFP program. The program will be fully implemented in 2023.</p>
<b>Achieve a return on equity of 8.7 percent</b>	<p>Our 2022 return on equity is forecast to be 9.66 percent.</p>
<b>Manage 10 or less controllable outages</b>	<p>We had 15 controllable outages in 2022.</p>
<b>Implement SIFP Health and Safety Program</b>	<p>We advanced the SIFP program in 2022. Final phases of the implementation, including staff training, will be completed in 2023.</p>
<b>Complete site work for the BESS and supporting substation expansion</b>	<p>By the end of 2022, site-grading civil work and foundation installation was completed at the battery site. At the Riverside substation, the ground grid and foundations were installed. Remaining site work for both the battery and substation will continue in 2023.</p>
<b>Secure funding package for the Atlin Hydro Expansion Project</b>	<p>A full funding package was secured based on the project budget in Q2 2022. Since then, the project budget has been revised based on differences between estimates and actual supplier and contractor quotes, as well as supply chain disruptions, inflation, commodity price volatility and the price of oil. As such, additional funding has been requested to fill the funding gap. We continue to work with federal officials to define the details on how the federal budget will support Tlingit Homeland Energy Limited Partnership in closing the funding gap and securing the confidence to proceed with construction.</p>

# living by our values: safety

At Yukon Energy, safety is more than a priority item on our to-do list. Safety is the guiding principle behind everything we do, the ethic that is never compromised. While priority items are (by definition) important, safety as a core value is the most important item. Our strong safety culture tells the people in our workplace that we consider them our most valuable resource. We value their health and safety above all because we value them.

## Electricity Canada President's Award of Excellence for Employee Safety — Distribution

**Melanie Pettefer** is Yukon Energy's Manager of Health and Safety. "I'm the ambassador of health and safety both for the Corporation and for the employees," she says. "My job is to communicate potential hazards and the safe way to carry out tasks around them."

She works to make the safety value actionable by reinforcing good safety practices, supporting departmental and corporate safety meetings, ensuring workers are trained and oriented and that the Corporation is hiring the right people in the first place.

"Holding safety as a core value should inspire workers to hold themselves and their peers to a higher safety standard," she says. "When you're working with electricity, the frequency of incidents is generally low, but the outcome of a serious safety incident can make the difference between life and death. High voltage doesn't give you a second chance."

For Pettefer, safety encompasses respect, teamwork, honesty and communication. "Winging it at work does not do anybody any favours. A safety-focused professional is always going to ask how to do it if they're unsure about anything at all," she says. "I see my work as helping to build that culture of integrity, workers who are fully informed of anything that may impact them safety-wise, and who ask for any clarification they need."

That value and the safety culture built around it came up roses for the Corporation at the 2022 Electricity Canada President's Awards. Electricity Canada is an industry association with over 40 members that generate, transmit and distribute electrical energy to customers across Canada. Electricity Canada constitutes a national voice and forum for sustainable electricity for its members, one of whom is Yukon Energy.

"We're in Group 3 – utilities who have 300 or fewer employees," says Pettefer. "So even in that group, with just over 100 employees, we're competing with utilities that are three times bigger."

That makes it particularly satisfying to receive Electricity Canada President's Award for Excellence for Employee Safety – Distribution.

"In the past we've received the Vice President's Award for Safety, but never the President's Award," she says. "They reviewed all our key performance indicators for 2022 and confirmed we didn't have a single lost-time injury."

While it's very unusual to have no lost-time injuries in a calendar year, the Corporation is routinely in the top quartile for lost-time work and related illness/injury for Group 3. "It's a statistic we're really proud of – especially for me as safety manager. I'm just so proud of the whole team."

She attributes the high safety performance to a corporate culture of shared values and beliefs, with safety as a guiding principle.

"There's been a strong emphasis on safety the last 10 to 15 years," she says. "We also have an increasingly younger, well-trained and skilled workforce. Many have young families who motivate them to keep safety top of mind." A greater focus on health and well-being is another motivator.

"At the end of the day, upholding the safety value enables me, and my coworkers, to do what I need and want," she says, "because when you have your health and you maintain it by working safely, you have everything else – a job you enjoy and income to support your family and your Yukon lifestyle."



# living by our values: accountability

Accountability means accepting responsibility for your actions in an honest and ethical way. It is taking ownership of the results of your work. But it also means taking ownership of your commitments and showing initiative when it's required. As a core value for Yukon Energy, accountability is our assurance to stakeholders that we deliver what we promised, as well as our mission and vision.

## Capital Planning Improvement Project

**Albert Schwarz** is Yukon Energy's Manager of Asset Management. It's his job to manage the Asset Management System. "Broadly speaking, it's a complete system for ensuring we get value out of our equipment over its entire life, from the decision to start a project, through design, procurement, construction, operation, and – ultimately at end of its life – the decision to replace or retire the equipment."

For him, there are two sides to accountability as a core value for the Corporation. "On the one side, you need to be trusted to do what you said you'd do, in the way you said you'd do it."

But the other side is more nuanced, says Schwarz. "When we make decisions, we need to take into account the interests of all stakeholders. Everyone needs to take a broad consideration of the outcomes we're after."

Those two sides played equal roles in the capital planning process in 2022. Capital planning determines a lot of what the Corporation spends its money on in the coming year, "...how much we have in the budget, balanced against what the needs are while focusing on Yukon Energy's goals and values."

"We've always been doing capital planning at Yukon Energy, but last year we took a step forward by improving, documenting, and formalizing the process and the roles of the participants," he says. Now, capital planning has become a more structured and consistent process at Yukon Energy. "It's become a Yukon Energy corporate process, and in creating it, we've included representation from across the company."

To develop the process, Schwarz's team facilitated a workshop in Q1 of 2022 for management and executive staff. What the workshop produced was a capital project value-scoring matrix and a ranking scheme. Developed further over Q2, the matrix drew on the Corporation's values, and cost and risk considerations. Factors for scoring the projects on the list included corporate values such

as cost, safety and reliability, as well as external stakeholder relationships, such as Yukon and First Nations governments.

The process was ready to launch in September. The first step was to collect potential candidate projects.

Candidate projects were collected based on a variety of factors, including asset condition and the data that informs this condition. "We collected a list of important projects from across the company. The team worked to vet them, score and rank them, then worked at an implementation plan to spread the expenditure over the next five years. At the end of the day, it wasn't the loudest voices that won out but an agreed-upon method. The scoring and ranking process took into account everyone's needs and values, as well as the data. This allowed us to understand the risk to Yukon Energy of delaying or deferring certain work, and to work through those tradeoffs together."

It was particularly satisfying for Schwarz to work with a large group of managerial staff with diverse needs and interests. They were willing to accept the outcomes because they were personally engaged in – and agreed with – the process.

"Before, managers would make executive decisions on where the money would go. Now we're engaging the team to score and rank projects in the context of all the others on the list and bringing those priorities and recommendations to the executive team."

Given Yukon's small population and large, isolated grid, hard choices must be made to spend limited resources.

"We have to make decisions that compare things not easily compared," says Schwarz. "Like repairing a generating plant versus replacing a transmission line. There are difficult tradeoffs to make. We have a process to make those comparisons on a level playing field that takes into account all Yukon Energy's needs and values."

# living by our values: professionalism

Professionalism goes beyond standards of dress, mannerisms and speech. It is behaviour reflecting set standards in a way that maintains reputation and supports responsible decision-making. As a core value, Yukon Energy holds professionalism to mean conducting ourselves with responsibility, integrity and accountability. We strive to be honest, to be transparent, and to focus on solving problems. We are professionals when we take responsibility for our own behaviour while working collaboratively with others.

## Demand-Side Management Device Replacement Campaign

**Eric Labrecque** is Yukon Energy's Demand-Side Management Engineer-in-Training (EIT). His job is to develop and implement demand-side management programs in the territory. His work builds on the successes and lessons learned from the 2020–2021 Peak Smart Pilot Project.

Peak Smart was a two-year residential demand response pilot program delivered by Yukon Energy and ATCO Electric Yukon. It aimed to shift peak demands for power during Yukon's winter months. Peak power demand happens on cold winter mornings and evenings when Yukoners crank up their electricity use, all at the same time. It's during these times that Yukon Energy uses liquefied natural gas and diesel to generate additional power.

The pilot project was embraced by over 200 Yukoners who agreed to have smart thermostats installed on their baseboard heaters and hot water tanks. With these devices installed, peak demands for power could be shifted to non-peak times by Yukon Energy.

However, the supplier of the thermostats and hot water tank controllers unexpectedly stopped support for the devices. They also disabled the web portal, making it difficult to access the smartphone app. While the devices still worked as manual thermostats, some were now locking out homeowners.

"Initially, we worked with participants as issues came to light," says Labrecque, "just making contact one on one."

But as the full implications of the problem became apparent, Labrecque knew the time had come to take a more proactive stance.

"We had to pivot, from responding to case-by-case concerns, to proactively reaching out to all participants to offer a switch to new and better

devices at no cost," says Labrecque. "Participants trusted us by joining this pilot project and we wanted to repay that trust by eliminating even potential problems."

First, he investigated alternative solutions. Working with Summerhill, a consulting firm that develops and deploys energy efficiency and demand response programs, Labrecque sourced devices from a new supplier. The supplier proved to have experience, excellent customer service and device tracking systems. They agreed to track the Yukon region for close follow-up.

"We did some test installations before rolling out the full replacement program in December 2022," says Labrecque. The review on the devices, wiring and electric ratings all turned out to be appropriate for the Peak Smart application. It promised to be a seamless one-to-one swap out. As an added bonus, the newer generation thermostats are more easily installable and configurable.

"We worked with homeowners to come up with the best timing for device replacement. Some had moved, in some cases there were new homeowners, and some were on vacation."

Yukon Energy initiated communications with Peak Smart pilot project participants in December 2022 and by the end of March 2023 had replaced over 300 devices, with under 50 left to do. "Pilot programs have inherent risk by their very nature. But we still need to take responsibility for any outcomes. And so we work to make necessary adjustments and corrections," says Labrecque.

Precisely because it was a pilot program, "... we've been tracking everything we've learned and discovered in order to strengthen our upcoming programs and continue our efforts to reduce our peak demand. We're encouraged by the support we've received from participants."

# living by our values: teamwork

A teamwork culture is one in which people interact meaningfully and effectively together to achieve common goals. Teams combine their skills, experience and character to grow trust and support one another to overcome obstacles. When people bond as a team, they are motivated to rely on each other to get things done and make progress towards their goals. Teamwork is a core value at Yukon Energy because accomplishing our mission and vision depends on individual commitment to our group effort.

## The Dawson City Power Outage

As Yukon Energy's Communications Manager, [Lisa Wiklund](#) oversees external communications and engagement with the public. Normally, that has her attending meetings, researching, and sitting at a desk to write and distribute materials for the Corporation.

But there are times – exceptional times – when she's up all night as part of a team that's doing whatever needs to be done to keep the lights on. Or, even, to get them back on.

"December 19, 2022 was very cold across the territory," says Wiklund. "We hit a new peak demand of 117.1 megawatts." In extreme cold temperatures, metals shrink and become brittle. On December 22, a key distribution line in Dawson City couldn't take the -45° Celsius temperature any longer and it failed, plunging the community into darkness just before 6 pm.

It's times like those that both test and validate Yukon Energy's teamwork value, explains Wiklund. "Teamwork is a lot of different people working on a lot of different facets of the Corporation – planning, environment, engineering, operations, external relations. But they all come together to achieve a common goal. And in Dawson City on December 22, that goal was getting the lights back on."

First to jump into action were the operations team. "They're alerted to an issue on the grid and start to figure out what's happened. While they're trying to gather information and restore power, the situation gets conveyed to me. I get information out to the public and then keep in touch with the System Control Centre so I can keep the public in the loop."

The system works because there's always someone on 24-hour call. "We were in constant communication across departments all night long until the early hours of the morning," says Wiklund. "Teamwork doesn't only happen between 9 and 5, but at all hours."

The notion of teamwork extended beyond Yukon Energy itself to include people and organizations in Dawson City. "When the power goes out at those temperatures, we're presented with a wide variety of issues that need to be addressed," Wiklund says. "The community jumped into action and helped wherever they could."

Businesses opened to offer a warm place for people to go while the RCMP picked people up as needed.

To avoid a sudden, massive load, power was restored over time through a sectionalizing process. Yukon Energy continued to send out updates to the community throughout the process, urging users to help reduce demand by turning off all unnecessary devices.

"If our mission – in essence – is to keep the lights on, we need to demonstrate teamwork every day, every second of every day, and that includes working with our partners in the community," says Wiklund. "This is the Yukon, and we all understand the environment can be harsh and unforgiving; bad things happen if we don't work together. Everyone understood we needed to help each other get through it. It was truly inspiring to see how Dawson City came together to help us and to help each other."

# living by our values: continuous improvement

Yukon Energy's continuous improvement value places a specific focus on incremental improvements within existing operations for better outcomes for our stakeholders and ourselves. We use the PDCA Cycle of Plan, Do, Check and Act as a tool to increase the effectiveness of our processes. Put simply, continuous improvement at Yukon Energy means "getting better all the time." That's our end goal.

## Aishihik Relicensing Project

**Travis Ritchie** is Yukon Energy's Director of Risk and Compliance. He provides support for environment and regulatory matters, health and safety matters, and generally helps the Corporation manage risk.

For Ritchie, continuous improvement is woven into the way Yukon Energy works. "It's a systematic approach to doing the best you can and looking for opportunities to make things better where and when you can."

A prime example of that approach is the work done on the Aishihik Relicensing Project.

"The Aishihik hydroelectric generating station is the largest winter renewable resource in our system," says Ritchie, "generating 40 percent of the electricity we need during the winter."

Its existing water use license was set to expire at the end of December 2022. The Corporation needs a number of authorizations in the regulatory framework in order to use the water. Periodically, it goes through a Yukon Environmental and Socio-economic Assessment process, as well as application to the Yukon Water Board and Federal Department of Fisheries and Oceans (DFO) licensing.

"We started the process back in 2015–16 and went through several planning cycles," he says. "We were struggling to find some of the solutions we needed and had to go with short-term, status-quo renewals to bridge."

It became clear that the needs of the Champagne and Aishihik First Nations (CAFN) did not fit in the box created by the regulatory framework.

"While some operational requirements fit neatly in the assessment and regulatory box, some of CAFN's interests did not. This made it difficult for the relevant regulatory authority to provide mandates to Yukon Energy," says Ritchie. "We had to come up with new and creative solutions to live up to our commitment to find a path forward, together. So, we created written agreements about ideals, principles and actions to provide assurance to CAFN."

Meaningful dialogue with the Yukon government and CAFN resulted in an evolved approach to understanding the impact of Yukon Energy's decisions and activities. "While general codes and practices work in general situations, they're not effective when we're dealing with the realities and priorities of our external stakeholders," says Ritchie.

The solutions generated through this dialogue culminated in new agreements being signed between Yukon Energy, CAFN and the Yukon government on July 21, 2022. The collaborative approach for operating the Aishihik hydro plant supported the renewal of the water use license through 2027. It committed Yukon Energy to a renewed relationship with CAFN that respects their land, water and people, while maintaining the benefits of renewable energy produced by the facility.

"But it's not set it and forget it," says Ritchie. "There are processes and agreements that bind us together in meaningful and productive dialogue. It's not a matter of every 20 years going back to the table, but ongoing tracking, accounting and communications through that whole 20 years. The success is really in establishing a new relationship and framework for collaboration over the life of the project rather than going back to it every quarter century."

Ritchie views this project as a tangible demonstration of what's needed to address the relevant calls to action made by the Truth and Reconciliation Commission. "There's a role for us here. By taking a different approach to how we interact and are accountable to First Nations, we're making a small contribution towards reconciliation."

The Aishihik Relicensing Project is a prime candidate for using the Plan–Do–Check–Act model. "It's easy to get complacent, but we need to stay committed by checking our performance, auditing, reporting back, analysis and discussion," says Ritchie. "As an evolution of our process, it's an exercise in improvement over time."

# living by our values: good corporate citizenship

We embrace our responsibilities to society – that’s what makes good corporate citizenship a Yukon Energy value. We want to enable our communities to flourish, to improve the quality of life for Yukoners, and to offer equal opportunity to all. We do that in part by placing a high value on equity, diversity and inclusion. We are committed to ethical behaviour that balances the needs of our stakeholders with the needs of our community and the place we call home.

## Diversity Equity Inclusion and Belonging (DEIB) Committee

Kristina Diplock is Yukon Energy’s Director of People and Culture. Her role is a Human Resources function, as part of the senior management team, driving corporate culture, and providing recommendations to the organization. With the help of the People and Culture Generalist, she says, “we basically do A to Z in HR.”

For Diplock, good corporate citizenship means treating everyone with respect and making sure they are aware of what’s going on in the Corporation. “Yukon Energy lives this value by having good processes and procedures in place to ensure transparency,” she says. “In making recommendations, training opportunities and diversity initiatives, we are striving to be the best human beings we can be.”

The DEIB committee works to ensure all people feel welcome and equal in the organization. “We recognize that ‘equal’ is not always ‘same’.

Sometimes you need to provide things differently, like a wheelchair lift, for all to have equal access. DEIB is focused on what different people need to feel included, not left out.”

The committee came together in early 2022 on the heels of Covid-19. “One thing the pandemic did was to highlight mental health issues,” says Diplock. The Committee was made up of Yukon Energy staff volunteers, with HR in the chair. It reports to the President and the Board’s HR Committee.

“We meet monthly and have conversations about how to make Yukon Energy a better place for employees, and ourselves more effective as a group” she says. In its first year, the Committee developed Terms of Reference to spell out its purpose and mission, key

responsibilities, authority, structure and the decision-making process. These were signed off by the CEO. Additionally, the Committee made recommendations for the Mental Health Committee, did preparation work for training, and acknowledged important dates and cultural events.

One of its main challenges going forward is dealing with unconscious bias. This is the human tendency to form opinions about others based on stereotypes and preconceived notions rather than on lived experience. What makes it particularly harmful is, being unconscious, people are unaware of their prejudice.

“How – from a grassroots perspective in a small organization – do you tackle the challenges we see globally? You do it by getting down to the basics and then train from the bottom up. Those are the conversations that are happening in our Committee.”

For Diplock, the way DEIB supports the corporation’s mission and vision is by fostering engagement. “If you feel like you work for an inclusive organization, are part of a team, and enjoy going to work, you’re going to have a more engaged organization. That leads to innovation and creativity,” she says. “And innovation and creativity — especially where we are in a world of societal and technological change – innovation and creativity is how you move the needle.”

Diversity is key to bringing different backgrounds, experiences and mindsets to the table. “And if everyone at that table feels like they can be open, honest, and willing to fail – in a ‘psychologically safe environment’ – then you’ve got a recipe for the kind of innovation we need.”

# management discussion & analysis

## core business and strategy

Our business is the generation and transmission of electrical energy to most of the Yukon. We strive for energy production that is sustainable, reliable and cost-effective. Our primary source of power comes from our legacy hydro assets and our goal is to minimize the use of non-renewable sources due to higher variable cost and environmental impacts.

Yukon Energy's strategy is based on the following key strategic pillars.

### 1. Sustainability

---

Yukon Energy is committed to the principles of sustainability in all our business practices, with the objective of protecting and enhancing Yukon's human and natural resources. We developed a Sustainability Policy in 2017 and were awarded the "Sustainable Electricity Company" designation by Electricity Canada, formerly known as the Canadian Electricity Association (CEA), in 2017. In terms of the development of new energy resources, we are committed to developing renewable resources while recognizing the limitations of certain forms of renewable generation in meeting the energy and capacity needs of Yukon's isolated grid. Thermal generation will continue to play

an important role in meeting peak electricity demand cost-effectively and providing insurance against contingent events such as drought and outages of key hydro facilities. We apply a social cost of carbon to the economics of future thermal generation resources in order to level the playing field between renewable and fossil fuel options when planning new resource investments. We periodically review long-term load forecasts and options for meeting this forecast through a comprehensive resource planning exercise. This process was last completed in 2020 when we published our 10-Year Renewable Electricity Plan which has been supported by all three government political parties in the Yukon.



## 2. First Nations Relationships

---

Yukon Energy is committed to active engagement with Yukon First Nations, striving to meet the spirit and intent of Land Claims obligations. We recognize First Nations governments as decision bodies and potential energy proponents, partners and investors. We seek to leverage our ongoing business operations and future project development work to create opportunities for economic, social and cultural development for Yukon First Nations. Key First Nations initiatives include project-specific agreements, and our First Nations employment and procurement policies. We are pursuing certification under the Aboriginal Business Council's Progressive Aboriginal Relations (PAR) program to manage and benchmark our First Nations engagement program.

## 3. Disciplined Financial Management

---

Given the rate pressures faced by Yukon electricity customers and the prospect for future rate increases driven by Yukon Energy's capital investment needs, disciplined financial management of our operating and project-related business is essential. We are also committed to continuous improvement as a management philosophy to drive sustained improvements in our operational performance and efficiency.

## 4. Rigorous and Proactive Planning

---

Yukon Energy applies industry best practices and processes for the planning of future capital investments required to sustain the Corporation's aging infrastructure and address growing demand for energy and capacity. Rigorous planning of future investments is required to optimize and prioritize capital expenditures, accounting for the financial constraints within which we operate. Key business processes that support these planning activities include Integrated Resource Planning and Asset Management. We have developed and annually update our five-year capital plan, including investments required to sustain existing assets and meet future growth as a key tool to document and communicate our longer-term capital needs.

## 5. Stakeholder and Employee Engagement

---

As a public utility, Yukon Energy is committed to broadly engaging with stakeholders during the planning of new projects and initiatives, and to incorporate, to the extent possible, the preferences of stakeholders in those plans. This engagement is essential to securing social license for corporate initiatives, while also balancing the obligations of Yukon Energy to its shareholder and its primary regulators (the Yukon Utilities Board and the Yukon Water Board). In addition, our employees are critical to the company's success. Maintaining a safe, strong and engaged workforce capable of executing our ambitious plans remains a key strategic priority.

## capability to deliver results

In order to deliver on our strategic goals and achieve planned results, Yukon Energy maximizes the use of available resources while considering risks and impacts to stakeholders. These resources include leadership, labour force, working capital, systems and processes, liquidity and capital resources.

We continue to develop human resources policies to adapt to our seasoned workforce and changing conditions in the workplace.

We monitor and forecast our cash and financial strength on an on-going basis, including current and future projections. We expect to require cash to finance our capital projects in 2023 and are working towards obtaining the necessary funding.

Through established policies and procedures Yukon Energy maintains a capital structure ratio of 60 percent long-term debt and 40 percent equity.

We continually monitor and evaluate the condition of our assets and allocate a material portion of our capital budget for maintenance of these assets, thereby ensuring reliability of service to Yukoners.

We make it a priority to maintain and improve our key relationships with Yukoners including the Yukon government, Yukon Development Corporation, local First Nations governments, stakeholders, and our bankers; we hold long-term debt with TD Bank and our primary banking services are with CIBC.



## results

Net income for the 2022 fiscal year was \$20.2 million, compared to \$13.5 million in the previous year. The increase in net income was primarily due to increased revenues from the sales of power, unrealized gains on debt instruments and increased income from regulatory accounts.

Revenue from sale of power was \$80.5 million; \$1.9 million higher than the prior year due to an increase in consumption primarily from the Industrial sector.

The regulated rate of return on equity for 2022 is forecast at 9.66 percent, up from 8.94 percent the prior year. The Yukon Utilities Board approved rate is 8.65 percent.

## outlook

Net income for 2023 is forecast to decrease to approximately \$16 million due to an increase in operations and maintenance costs of \$4.9 million and an increase in fuel and purchased power of \$3.7 million. In addition, due to stabilizing market debt conditions, we do not expect to repeat the \$7.4 million unrealized gain on debt instruments from 2022.

The forecast return for 2023 is 4.23 percent, 4.42 percent less than the return on equity that was approved in the 2021 GRA of 8.65 percent.

Yukon Energy is considering a General Rate Application (GRA) for 2023 to give us the opportunity to adjust rates to reflect the Corporation's cost requirements and capital plans.



# risk management

Yukon Energy is exposed to numerous risks in providing service to our customers and achieving our strategic priorities. The impacts of these risks can range in scale from minor to catastrophic. Yukon Energy endeavors to manage all the risks we face on a cost-effective basis, considering the resources required to mitigate risks compared to the reduction in risk achieved. We have an enterprise risk management framework that provides the basis for consistently applying risk management practices.

Yukon Energy assesses and updates its top risks annually and develops treatment plans with the goal of reducing the residual risk exposure to an acceptable level. The progress of risk treatment plans and status of risk drivers are reviewed on a quarterly basis. The current top risks are highlighted below by their impact on our strategic priorities.

- **Generate reliable and renewable energy –** There are a number of risks that can impact this priority including insufficient installed capacity, climate change, cyber security, and dam safety. Treatment plans include continued progress on long-term new supply projects.
- **Secure long-term sustainable financing –** Successfully managing financing risk is critical to achieving this priority. Mitigation efforts involve developing new funding models and improved project reporting. Project cost and timeline overrun risks are also related to this strategic priority.
- **Develop mutually beneficial First Nations partnerships –** Obtaining social license from First Nations governments as well as regulatory uncertainty about different investment models will play a role in the pursuit of this strategic priority. Risk treatment activities are focused on the signing of key agreements as well as the development of internal policies.
- **Achieve excellence in employee engagement –** Employee recruitment, retention and labour shortage are the key risks related to this priority; however health and safety risk also plays a role. Several recruitment and retention initiatives are being pursued to mitigate these risks.
- **Streamline and clarify governance –** This strategic priority is closely linked with government/shareholder risk. Ongoing and improved communication practices are crucial to successfully mitigating this risk.
- **Provide outstanding, reliable customer value –** Key asset failure and system reliability as well as social license risk are key components of achieving this priority. These risks are mitigated through ongoing work on our asset management program along with timely and meaningful public engagement.

# key performance drivers

There are several performance drivers and key performance indicators that are critical to the successful implementation of our strategy and achievement of our goals. Below is an outline of four of our most important performance drivers.

## Health and Safety

---

Given the nature of our industry, we are firmly committed to putting the policies, practices and procedures in place to help ensure our staff return home safely each day.

## Return on Equity (ROE)

---

In the process of regulating and setting rates for Yukon Energy, the Yukon Utilities Board must ensure that the rates are sufficient to allow us to provide reliable electric service while maintaining the financial integrity of the utility, including a return on invested capital.

## Workforce

---

A stable workforce is crucial for delivering services required to achieve our business objectives. We regularly monitor our vacancy and turnover rate to ensure that our staffing is at appropriate levels. We set our human resources policies to recruit and retain a competent workforce, provide opportunities for professional development and perform succession planning.

## Reliability of Service

---

Reliability of service is one our most important objectives. Improving reliability requires a long-term investment strategy and commitment. Trends in recent performance measures are compared against past results. Senior management reviews performance indicators and acts when actual performance deviates from forecast.

# financial statements

- 28 Management's Responsibility for Financial Reporting
- 29 Independent Auditor's Report
- 32 Statement of Financial Position
- 33 Statement of Operations and Other Comprehensive Income
- 34 Statement of Changes in Equity
- 35 Statement of Cash Flows
- 37 Notes to Financial Statements







#2 Miles Canyon Road  
Box 5920, Whitehorse  
Yukon Y1A 6S7  
[yukonenergy.ca](http://yukonenergy.ca)


May 10, 2023

### **Management's Responsibility for Financial Reporting**


Management is responsible for the preparation of the financial statements and all other financial information relating to the Utility contained in this annual report. The financial statements have been prepared in conformity with International Financial Reporting Standards using methods appropriate for the industry in which the Utility operates and necessarily include some amounts that are based on informed judgments and best estimates of management. The financial information contained elsewhere in the annual report is consistent with that in the financial statements. The Auditor General of Canada is the external auditor of the Utility.

Management has established internal accounting control systems to meet its responsibilities for reliable and accurate reporting. These systems include policies and procedures, the careful selection and training of qualified personnel and an organizational structure that provides for the appropriate delegation of authority and segregation of responsibilities.

The Board of Directors, through its Audit Committee, oversees management's responsibilities for financial reporting. The Audit Committee meets regularly with management and the independent auditor to discuss auditing and financial matters to assure that management is carrying out its responsibilities and to review the financial statements. The auditors have full and free access to the Audit Committee and management.



Chris Milner  
President and CEO



Ed Mollard  
Vice President Finance, and Chief Financial Officer



## INDEPENDENT AUDITOR'S REPORT

To the Board of Directors of the Yukon Energy Corporation

### Report on the Audit of the Financial Statements

#### *Opinion*

We have audited the financial statements of the Yukon Energy Corporation (the Corporation), which comprise the statement of financial position as at 31 December 2022, and the statement of operations and other comprehensive income, statement of changes in equity and statement of cash flows for the year then ended, and notes to the financial statements, including a summary of significant accounting policies.

In our opinion, the accompanying financial statements present fairly, in all material respects, the financial position of the Corporation as at 31 December 2022, and its financial performance and its cash flows for the year then ended in accordance with International Financial Reporting Standards (IFRSs).

#### *Basis for Opinion*

We conducted our audit in accordance with Canadian generally accepted auditing standards. Our responsibilities under those standards are further described in the *Auditor's Responsibilities for the Audit of the Financial Statements* section of our report. We are independent of the Corporation in accordance with the ethical requirements that are relevant to our audit of the financial statements in Canada, and we have fulfilled our other ethical responsibilities in accordance with these requirements. We believe that the audit evidence we have obtained is sufficient and appropriate to provide a basis for our opinion.

#### *Responsibilities of Management and Those Charged with Governance for the Financial Statements*

Management is responsible for the preparation and fair presentation of the financial statements in accordance with IFRSs, and for such internal control as management determines is necessary to enable the preparation of financial statements that are free from material misstatement, whether due to fraud or error.

In preparing the financial statements, management is responsible for assessing the Corporation's ability to continue as a going concern, disclosing, as applicable, matters related to going concern and using the going concern basis of accounting unless management either intends to liquidate the Corporation or to cease operations, or has no realistic alternative but to do so.

Those charged with governance are responsible for overseeing the Corporation's financial reporting process.

### *Auditor's Responsibilities for the Audit of the Financial Statements*

Our objectives are to obtain reasonable assurance about whether the financial statements as a whole are free from material misstatement, whether due to fraud or error, and to issue an auditor's report that includes our opinion. Reasonable assurance is a high level of assurance, but is not a guarantee that an audit conducted in accordance with Canadian generally accepted auditing standards will always detect a material misstatement when it exists. Misstatements can arise from fraud or error and are considered material if, individually or in the aggregate, they could reasonably be expected to influence the economic decisions of users taken on the basis of these financial statements.

As part of an audit in accordance with Canadian generally accepted auditing standards, we exercise professional judgment and maintain professional skepticism throughout the audit. We also:

- Identify and assess the risks of material misstatement of the financial statements, whether due to fraud or error, design and perform audit procedures responsive to those risks, and obtain audit evidence that is sufficient and appropriate to provide a basis for our opinion. The risk of not detecting a material misstatement resulting from fraud is higher than for one resulting from error, as fraud may involve collusion, forgery, intentional omissions, misrepresentations, or the override of internal control.
- Obtain an understanding of internal control relevant to the audit in order to design audit procedures that are appropriate in the circumstances, but not for the purpose of expressing an opinion on the effectiveness of the Corporation's internal control.
- Evaluate the appropriateness of accounting policies used and the reasonableness of accounting estimates and related disclosures made by management.
- Conclude on the appropriateness of management's use of the going concern basis of accounting and, based on the audit evidence obtained, whether a material uncertainty exists related to events or conditions that may cast significant doubt on the Corporation's ability to continue as a going concern. If we conclude that a material uncertainty exists, we are required to draw attention in our auditor's report to the related disclosures in the financial statements or, if such disclosures are inadequate, to modify our opinion. Our conclusions are based on the audit evidence obtained up to the date of our auditor's report. However, future events or conditions may cause the Corporation to cease to continue as a going concern.
- Evaluate the overall presentation, structure and content of the financial statements, including the disclosures, and whether the financial statements represent the underlying transactions and events in a manner that achieves fair presentation.

We communicate with those charged with governance regarding, among other matters, the planned scope and timing of the audit and significant audit findings, including any significant deficiencies in internal control that we identify during our audit.



## **Report on Compliance with Specified Authorities**

### *Opinion*

In conjunction with the audit of the financial statements, we have audited transactions of the Yukon Energy Corporation coming to our notice for compliance with specified authorities. The specified authorities against which compliance was audited are the *Public Utilities Act* and regulations, the *Business Corporations Act* and regulations, and the articles and by-laws of the Yukon Energy Corporation.

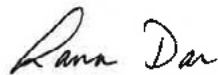
In our opinion, the transactions of the Yukon Energy Corporation that came to our notice during the audit of the financial statements have complied, in all material respects, with the specified authorities referred to above.

### *Responsibilities of Management for Compliance with Specified Authorities*

Management is responsible for the Yukon Energy Corporation's compliance with the specified authorities named above, and for such internal control as management determines is necessary to enable the Yukon Energy Corporation to comply with the specified authorities.

### *Auditor's Responsibilities for the Audit of Compliance with Specified Authorities*

Our audit responsibilities include planning and performing procedures to provide an audit opinion and reporting on whether the transactions coming to our notice during the audit of the financial statements are in compliance with the specified authorities referred to above.



Lana Dar, CPA, CA  
Principal  
for the Auditor General of Canada

Vancouver, Canada  
10 May 2023

**Yukon Energy Corporation**  
**Statement of Financial Position**  
(in thousands of Canadian dollars)

As at	December 31 2022	December 31 2021
<b>Assets</b>		
<b>Current</b>		
Accounts receivable (Note 5)	\$ 20,404	\$ 16,123
Inventories (Note 6)	4,944	4,354
Prepaid expenses	689	1,323
	26,037	21,800
<b>Non-current</b>		
Property, plant and equipment (Note 7)	520,472	494,002
Intangible assets (Note 8)	21,671	18,895
Right-of-use assets (Note 9)	1,231	234
Derivative related asset (Note 26)	4,908	-
<b>Total assets</b>	<b>574,319</b>	<b>534,931</b>
Regulatory deferral account debit balances (Note 10(a))	32,513	31,804
<b>Total assets and regulatory deferral account debit balances</b>	<b>\$ 606,832</b>	<b>\$ 566,735</b>
<b>Liabilities</b>		
<b>Current</b>		
Bank indebtedness (Note 11)	\$ 11,123	\$ 12,774
Accounts payable and accrued liabilities (Note 12)	16,785	13,522
Construction financing (Note 13)	21,017	21,017
Dividend payable (Note 27)	11,500	-
Current portion of deferred revenue (Note 17)	1,380	2,628
Current portion of lease liability (Note 9)	130	150
Current portion of long-term debt (Note 14)	6,900	6,537
	68,835	56,628
<b>Non-current</b>		
Post-employment benefits (Note 15)	827	4,252
Contributions in aid of construction (Note 16)	168,893	165,375
Deferred revenue (Note 17)	17,319	17,015
Lease liability (Note 9)	135	98
Derivative related liability (Note 26)	-	2,479
Long-term debt (Note 14)	178,051	167,037
<b>Total liabilities</b>	<b>434,060</b>	<b>412,884</b>
<b>Equity</b>		
<b>Share capital</b>		
Authorized: Unlimited number of a single class of shares with no par value		
Issued and fully paid: 3,900 shares	39,000	39,000
Contributed surplus	15,968	15,968
Retained earnings	94,796	82,684
<b>Total equity</b>	<b>149,764</b>	<b>137,652</b>
<b>Total liabilities and equity</b>	<b>583,824</b>	<b>550,536</b>
Regulatory deferral account credit balances (Note 10(b))	23,008	16,199
<b>Total liabilities, equity and regulatory deferral account credit balances</b>	<b>\$ 606,832</b>	<b>\$ 566,735</b>

**Commitments and Contingencies (Notes 23 and 24)**

The accompanying notes are an integral part of these financial statements.

**Approved by the Board**

 , Chair

 , Director

**Yukon Energy Corporation**  
**Statement of Operations and Other Comprehensive Income**  
(in thousands of Canadian dollars)

<b>For the year ended December 31</b>	<b>2022</b>	<b>2021</b>
<b>Revenues</b>		
Sales of power (Note 18)	\$ 80,520	\$ 78,633
Other (Note 19)	3,907	4,822
	<b>84,427</b>	<b>83,455</b>
<b>Operating expenses</b>		
Operations and maintenance (Note 20)	35,178	34,018
Depreciation and amortization (Notes 7, 8 and 9)	14,229	13,873
Administration (Note 21)	14,856	13,653
	<b>64,263</b>	<b>61,544</b>
<b>Income before other income and other expenses</b>	<b>20,164</b>	<b>21,911</b>
<b>Other income</b>		
Amortization of contributions in aid of construction (Note 16)	3,262	3,080
Allowance for funds used during construction	1,060	942
Unrealized gain on interest rate swap (Note 26)	7,387	2,571
	<b>11,709</b>	<b>6,593</b>
<b>Other expenses</b>		
Interest on borrowings	5,527	5,316
	<b>5,527</b>	<b>5,316</b>
<b>Net income for the year before net movement in regulatory deferral account balances</b>	<b>26,346</b>	<b>23,188</b>
<b>Net movement in regulatory deferral account balances related to net income (Note 10(d))</b>	<b>(6,100)</b>	<b>(9,658)</b>
<b>Net income for the year and net movement in regulatory deferral account balances</b>	<b>20,246</b>	<b>13,530</b>
<b>Other comprehensive income (Note 3(o))</b>		
Item that will not be reclassified to net income in subsequent periods		
Re-measurement of defined benefit pension plans (Note 15)	3,366	4,905
<b>Total comprehensive income for the year</b>	<b>\$ 23,612</b>	<b>\$ 18,435</b>

The accompanying notes are an integral part of these financial statements.

**Yukon Energy Corporation**  
**Statement of Changes in Equity**  
(in thousands of Canadian dollars)

	Share Capital Number of shares	\$	Contributed surplus	Retained earnings	Accumulated other comprehensive income (loss)	Total
<b>Balance at December 31, 2020</b>	<b>3,900</b>	<b>\$ 39,000</b>	<b>\$ 15,968</b>	<b>\$ 64,249</b>	<b>\$ -</b>	<b>\$ 119,217</b>
Net income for the year and net movement in regulatory deferral account balances	-	-	-	13,530	-	13,530
Other comprehensive income	-	-	-	-	4,905	4,905
Transfer of re-measurement of defined benefit pension plans to retained earnings	-	-	-	4,905	(4,905)	-
<b>Balance at December 31, 2021</b>	<b>3,900</b>	<b>\$ 39,000</b>	<b>\$ 15,968</b>	<b>\$ 82,684</b>	<b>\$ -</b>	<b>\$ 137,652</b>
Net income for the year and net movement in regulatory deferral account balances	-	-	-	20,246	-	20,246
Other comprehensive income	-	-	-	-	3,366	3,366
Transfer of re-measurement of defined benefit pension plans to retained earnings	-	-	-	3,366	(3,366)	-
Dividends (Note 27)	-	-	-	(11,500)	-	(11,500)
<b>Balance at December 31, 2022</b>	<b>3,900</b>	<b>\$ 39,000</b>	<b>\$ 15,968</b>	<b>\$ 94,796</b>	<b>\$ -</b>	<b>\$ 149,764</b>

The accompanying notes are an integral part of these financial statements.

**Yukon Energy Corporation**  
**Statement of Cash Flows**  
(in thousands of Canadian dollars)

<b>For the year ended December 31</b>	<b>2022</b>	<b>2021</b>
<b>Operating activities</b>		
Cash receipts from customers	\$ 80,096	\$ 79,086
Cash receipts from contributions in aid of construction	3,683	19,029
Cash paid to suppliers	(36,690)	(35,487)
Cash paid to employees	(14,212)	(12,817)
Cash receipts from insurance claim settlement	2,137	3,762
Interest paid	(5,669)	(5,302)
<b>Cash provided by operating activities</b>	<b>29,345</b>	48,271
<b>Financing activities</b>		
Net (repayments to) advances from line of credit	(1,694)	15,878
Proceeds from long-term debt	17,991	7,659
Repayment of long-term debt	(6,614)	(6,421)
Lease payments	(1,172)	(168)
<b>Cash provided by financing activities</b>	<b>8,511</b>	16,948
<b>Investing activities</b>		
Additions to property, plant and equipment	(34,888)	(27,407)
Additions to intangible assets	(3,011)	(2,779)
<b>Cash used in investing activities</b>	<b>(37,899)</b>	(30,186)
<b>Net (decrease) increase in cash</b>	<b>(43)</b>	35,033
<b>Cash, beginning of year</b>	<b>3,104</b>	(31,929)
<b>Cash, end of year (Note 11)</b>	<b>\$ 3,061</b>	\$ 3,104

The accompanying notes are an integral part of these financial statements.

---

## Yukon Energy Corporation

### Notes to Financial Statements

(tabular amounts in thousands of Canadian dollars)

---

December 31 2022

---

#### 1. NATURE OF OPERATIONS

##### a) General

Yukon Energy Corporation ("the Utility") is incorporated under the Yukon *Business Corporations Act* and is a wholly-owned subsidiary of Yukon Development Corporation ("YDC" or "the Parent"), a corporation owned by the Yukon Government ("the Government" or "YG"). The Utility generates, purchases, transmits, distributes and sells electrical energy in the Yukon. The Utility is not subject to income taxes. The Utility's principal place of business is located at #2 Miles Canyon Road, Whitehorse, Yukon, Y1A 6S7.

The Utility is subject to overall regulation by the Yukon Utilities Board ("YUB") and specific regulation by the Yukon Water Board. Both boards are consolidated by the Government and as such are considered to be related parties for accounting purposes. Management has assessed that these boards operate independently from the Utility from a rate setting and operating perspective.

##### b) Rate regulation

The operations of the Utility are regulated by the YUB pursuant to the *Public Utilities Act*. The Utility is subject to a cost of service regulatory mechanism under which the YUB establishes the revenues required (i) to recover the forecast operating costs, including depreciation and amortization, of providing the regulated service, and (ii) to provide a fair and reasonable return on utility investment in rate base. There is no minimum requirement for the Utility to appear before the YUB to review rates. However, the Utility is not permitted to charge any rate for the supply of power that is not approved by an Order of the YUB. As actual operating conditions may vary from forecast, actual returns achieved can differ from approved returns.

The regulatory hearing process used to establish or change rates typically begins when the Utility files a General Rate Application ("GRA") for its proposed electricity rate changes over the next one or two forecast years. The YUB must ensure that its decision, which fixes electricity rates, complies with appropriate principles of rate making, all relevant legislation including the *Public Utilities Act* and directives issued by the Government through Orders-In-Council ("OIC") that specify how the interests of the customer and Utility are to be balanced.

The YUB typically follows a two-stage decision process. In the first stage, the total costs that the Utility expects it will incur to provide electricity to its customers over the forecast years are reviewed and approved. The approval of these costs determines the total revenues the Utility is allowed to collect from its customers. It is the responsibility of the YUB to examine the legitimacy of three classes of costs:

- the costs to the Utility to run its operations and maintain its property, plant and equipment (personnel and materials);
- the cost associated with the depreciation and amortization of property, plant and equipment, right-of-use assets and intangible assets; and
- the return on rate base (the borrowing costs related to borrowing that portion of rate base which is financed with debt plus the costs to provide a reasonable rate of return on that portion of rate base which is financed with equity).

The YUB assesses the prudence of costs added to rate base, which includes an allowance for funds used during construction ("AFUDC") charged to capital projects. The YUB also reviews the appropriateness of property, plant and equipment depreciation rates, which are periodically updated by the Utility through depreciation studies.

In the second stage, the YUB approves how the revenue will be raised. This stage essentially determines the electricity rates for the various customer classes in the Yukon: wholesale, general service, industrial, residential, sentinel and street lights and secondary sales. This process is guided mainly by requirements of OIC 1995/90 and can include a cost-of-service study which allocates the Utility's overall cost of service to the various customer classes on the basis of appropriate costing principles.

---

# Yukon Energy Corporation

## Notes to Financial Statements

(tabular amounts in thousands of Canadian dollars)

---

December 31 2022

---

### 1. NATURE OF OPERATIONS - continued

#### b) Rate regulation - continued

In November 2020, the Utility filed a GRA for the year 2021 requesting approval of revenue requirement and related rate increase of 11.54%. The YUB issued an order in March 2022 requiring the Utility to make changes and complete a Compliance Filing. The Utility submitted the Compliance Filing in April 2022. The YUB approved the Compliance Filing, as submitted, in July 2022, resulting in an overall rate increase of 9.04%.

Notwithstanding the Compliance Filing process, in April 2022, the Utility filed an Application for Review and Variance of the YUB order issued in March 2022. The Utility disagreed with the YUB's decision on risk premium and disallowance of certain project costs. In August 2022, the YUB agreed to consider changes to the risk premium but not the disallowed project costs. In January 2023, the YUB approved a change to the Utility's risk premium resulting in an increase to return on equity to 8.65% from 8.20% and directed the Utility to prepare a Compliance Filing. The Utility submitted the Compliance Filing in January 2023, and in February 2023 the YUB approved the Compliance Filing, resulting in an adjusted overall rate increase of 9.63%.

Refer to Note 4 Regulatory deferral account balances.

#### c) Water regulation

The Yukon Water Board ("YWB"), pursuant to the *Yukon Waters Act*, decides if and for how long the Utility will have water licences for the purposes of operating hydro generation stations in the Yukon. The licences will also indicate terms and conditions for the operation of these facilities. The current water licences have the following terms:

Aishihik Generating Station	December 31, 2027
Mayo Generating Station	December 31, 2025
Whitehorse Generating Station	December 31, 2025

#### d) Capital structure

The Utility's policy which has been approved by the YUB is to maintain a capital structure of 60% debt and 40% equity (Note 27). When dividends are declared to the Parent, they may be loaned back in order to maintain this ratio.

### 2. BASIS OF PRESENTATION

#### a) Statement of compliance

These financial statements have been prepared in accordance with International Financial Reporting Standards ("IFRS").

These financial statements were authorized for issue by the Board of Directors on May 10, 2023.

#### b) Basis of measurement

The financial information included in the financial statements has been prepared on a historical cost basis, except where otherwise indicated.

---

## Yukon Energy Corporation

### Notes to Financial Statements

(tabular amounts in thousands of Canadian dollars)

---

December 31 2022

---

### 3. SIGNIFICANT ACCOUNTING POLICIES

#### a) Revenue recognition

The Utility recognizes revenue from contracts where the right to consideration from a customer corresponds directly with the value to the customer of the Utility's performance completed to date.

The majority of the Utility's revenues from contracts with customers are derived from the generation, purchase, transmission, distribution, and sales of electricity under the *Public Utilities Act*. The Utility evaluates whether the contracts it enters into meet the definition of a contract with a customer at the inception of the contract and on an ongoing basis if there is an indication of a significant change in facts and circumstances. Revenue is measured based on the transaction price specified in a contract with a customer. Revenue is recognized when control over a promised good or service is transferred to the customer and the Utility is entitled to consideration as a result of completion of the performance obligation.

The Utility recognizes a contract asset or deferred revenue for the contracts where the performance obligation has not been satisfied. Deferred revenue is recognized when the Utility receives consideration before the performance obligations have been satisfied. A contract asset is recognized when the Utility has rights to consideration for the completion of a performance obligation when that right is conditional on something other than the passage of time. The Utility recognizes unconditional rights to consideration separately as a trade receivable. Contract assets are evaluated at each reporting period to determine whether there is any objective evidence that they are impaired.

The Utility receives amounts from customers for connection to the grid. The customer contributions related to the provision of on-going access to electricity are recognized into revenue over the useful life of the asset to which the contribution relates. The amounts received from Independent Power Producers ("IPPs") in accordance with an Electricity Purchase Agreement ("EPA") are recognized into revenue as the Utility provides the construction activities of the related connection.

Electricity sales contracts are deemed to have a single performance obligation as the promise to transfer individual goods or services is not separately identifiable from other obligations in the contracts and therefore not distinct. These performance obligations are considered to be satisfied over time as electricity is delivered because of the continuous transfer of control to the customer. The method of revenue recognition for the electricity is an output method, which is based on the volume delivered to the customer.

The Utility's electricity sales are calculated based on the customer's usage of electricity during the period at the applicable published rates for each customer class. Electricity rates in the Yukon are set by the YUB. Electricity sales include an estimate of electricity deliveries not yet billed at period-end. The estimated unbilled revenue is based on estimated consumption and applicable rates for the period between the last billing date and the end of the period.

#### b) Translation of foreign currencies

The functional currency of the Utility is the Canadian Dollar. Revenue and expense items denominated in foreign currencies are translated at exchange rates prevailing during the period. Monetary assets and liabilities denominated in foreign currencies are translated at period-end exchange rates. Non-monetary assets and liabilities are translated at exchange rates in effect when the assets are acquired or the obligations are incurred. Foreign exchange gains and losses are reflected in net income for the period.

#### c) Allowance for funds used during construction

The cost of the Utility's property, plant and equipment and intangible assets includes an allowance for funds used during construction ("AFUDC"). The AFUDC rate is based on the Utility's weighted average cost of debt.



---

## Yukon Energy Corporation

### Notes to Financial Statements

(tabular amounts in thousands of Canadian dollars)

---

December 31 2022

---

### 3. SIGNIFICANT ACCOUNTING POLICIES - continued

#### d) Cash

Cash is comprised of bank account balances (net of outstanding cheques).

#### e) Inventories

Inventories consist of materials and supplies, diesel fuel and liquefied natural gas. Inventories are carried at the lesser of weighted average cost and net realizable value. Cost includes all expenditures incurred in acquiring the items and bringing them to their existing condition and location. Critical spare parts are recognized in the Utility's property, plant and equipment.

The recoverable value of inventory considers its net realizable value, including required processing costs, and is impacted by estimates and assumptions on prices, quality, recovery and exchange rates. Obsolete materials and supplies are recorded at salvage value in the period when obsolescence is determined.

#### f) Financial instruments

Financial assets and financial liabilities are recognized on the Utility's Statement of Financial Position when the Utility becomes party to the contractual provisions of the instrument.

##### i) Financial assets

Cash and accounts receivable, plus any transaction costs that are directly attributable to the acquisition of the financial asset, are initially measured at fair value. Subsequent to initial recognition, cash is measured at amortized cost and accounts receivable are measured at amortized cost using the effective interest rate method less any impairment. The Utility's business model is to hold these assets to collect contractual cash flows.

A provision for impairment of accounts receivable is established applying the expected credit loss model based on all possible default events over the expected life of the financial asset. For trade accounts receivable, the Utility applies the simplified approach which requires expected lifetime losses to be recognized from initial recognition of the receivables. For other receivables, at the reporting date, if credit risk has increased significantly since initial recognition, the Utility measures the loss allowance at an amount equal to the lifetime expected credit losses, otherwise, if the credit risk has not increased significantly since initial recognition, the Utility measures the loss allowance at an amount equal to 12-month expected credit losses.

Significant financial difficulties of the debtor, probability that the debtor will enter into bankruptcy or require financial reorganization, and default or delinquency in payments are considered indicators that the related accounts receivable are impaired. The accounts receivable carrying amount is reduced through the use of an allowance account and the loss is recognized in net income. A financial asset is derecognized when the rights to receive cash flows from the asset have expired, or the Utility has transferred its rights to receive cash flows from the asset and has transferred substantially all the risk and rewards of the asset.

Derivative financial instruments are financial contracts that derive their value from changes in an underlying variable. The Utility has entered into interest rate swaps to manage interest rate risk. The Utility's interest rate swaps are classified as fair value through profit and loss and are thus recognized at fair value on the date the contract has been entered into with any subsequent realized and unrealized gains and losses recognized in net income during the period in which the fair value movement occurred.

---

# Yukon Energy Corporation

## Notes to Financial Statements

(tabular amounts in thousands of Canadian dollars)

---

December 31 2022

---

### 3. SIGNIFICANT ACCOUNTING POLICIES - continued

#### f) Financial instruments - continued

##### ii) Financial liabilities

Bank indebtedness, accounts payable and accrued liabilities, construction financing and long-term debt are initially measured at fair value less any transaction costs that are directly attributable to the issuance of the financial liability. Subsequent to initial recognition, these financial liabilities are measured at amortized cost using the effective interest method.

Transaction costs are presented as a reduction from the carrying value of the related debt and are amortized using the effective interest rate method over the terms of the debts to which they relate. Transaction costs include fees paid to agents, brokers and advisors but exclude debt discounts and lender financing costs.

A financial liability is derecognized when the obligation is discharged or cancelled, or expires.

#### g) Property, plant and equipment

Property, plant and equipment are carried at cost, less accumulated depreciation and any asset impairment charges. Cost includes the direct costs of acquisition and materials, direct labour, and, if applicable, an allocation of directly attributable overhead costs, AFUDC and any asset retirement costs associated with the property, plant and equipment.

AFUDC is applied to actual costs in work-in-progress less any contributions in aid of construction. For items of property, plant and equipment acquired prior to January 1, 2011, the AFUDC rate also included a regulatory cost of equity component as allowed by the YUB. Capitalization of AFUDC ceases when the asset being constructed is substantially ready for its intended purpose.

Assets under construction are recognized as construction work-in-progress until they are operational and available for use, at which time they are transferred to the applicable component of property, plant and equipment.

Depreciation is recognized in net income based on the straight-line method over the estimated useful life of each major component of property, plant and equipment.

The range of the estimated useful lives of the major classes and subclasses of property, plant and equipment is as follows:

Generation	
Hydroelectric plants	20 to 103 years
Thermal plants	12 to 72 years
Transmission	12 to 65 years
Distribution	16 to 55 years
Buildings	20 to 55 years
Transportation	8 to 25 years
Other equipment	5 to 20 years

---

## Yukon Energy Corporation

### Notes to Financial Statements

(tabular amounts in thousands of Canadian dollars)

---

December 31 2022

---

#### 3. SIGNIFICANT ACCOUNTING POLICIES - continued

##### g) Property, plant and equipment - continued

Depreciation commences when an asset is available for use. The estimated useful lives of the assets are based upon depreciation studies conducted periodically by the Utility and any changes in the estimated useful lives are accounted for prospectively.

Major overhaul costs are capitalized and depreciated on a straight-line basis over the period of the expected useful life (until the next major overhaul) which varies from 2 to 10 years. Repairs and maintenance costs of property, plant and equipment are expensed as incurred unless they meet the criteria of a betterment.

##### h) Intangible assets

Intangible assets are carried at cost less accumulated amortization and any asset impairment charges. Cost includes the direct costs of acquisition and materials, direct labour, and, if applicable, an allocation of directly attributable overhead costs and AFUDC.

Amortization commences when an asset is available for use. Licenses are available for use when the license period commences. Amortization is recognized in net income on a straight-line basis over the estimated useful lives as follows:

Software	5 years
Financial software	10 years
Licensing costs	
Aishihik	5 years
Other hydro generation	17 to 25 years
Thermal generation	3 years

##### i) Leases

At inception of a contract, the Utility assesses whether a contract is, or contains, a lease. A contract is, or contains, a lease if the contract conveys the right to control the use of an identified asset. The Utility assesses whether:

- The contract involves the use of an identified asset;
- The Utility has the right to obtain substantially all of the economic benefits from use of the asset throughout the period of use; and
- The Utility has the right to direct the use of the asset.

At inception, the Utility allocates the consideration in the contract to each lease component on the basis of the relative stand-alone prices.

The Utility recognizes a right-of-use asset and a lease liability at the lease commencement date. The right-of-use asset is initially measured at cost, which comprises the initial amount of the lease liability and any lease payments made at or before the commencement date, plus any initial direct costs incurred and an estimate of costs to dismantle and remove the underlying asset or to restore the underlying asset or the site on which it is located, less any lease incentives received. The Utility elected to exclude short-term leases with a term of twelve months or less as well as leases of low-value assets, and accounts for the lease payments associated with these leases as an expense on a straight-line basis over the lease term.

---

## Yukon Energy Corporation

### Notes to Financial Statements

(tabular amounts in thousands of Canadian dollars)

---

December 31 2022

---

### 3. SIGNIFICANT ACCOUNTING POLICIES - continued

#### i) Leases - continued

The right-of-use asset is subsequently depreciated using the straight-line method from the commencement date to the earlier of the useful life of the right-of-use asset or the end of the lease term. The estimated useful lives of right-of-use assets are determined on the same basis as those property, plant and equipment. In addition, the right-of-use asset is periodically reduced by impairment losses, if any, and adjusted for certain remeasurements of the lease liability. Right-of-use assets are tested for impairment in accordance with IAS 36, *Impairment of Assets*, and impairments are recorded in net income.

The lease liability is initially measured at the present value of the lease payments that are not paid at the commencement date, discounted using the interest rate implicit in the lease or, if that rate cannot be readily determined, the Utility's incremental borrowing rate. Generally, the Utility uses its incremental borrowing rate as the discount rate. Subsequent to recognition, the lease liability is measured at amortized cost using the effective interest rate method. A lease liability is remeasured when there is a change in future lease payments arising mainly from a change in an index or rate, or if the Utility changes its assessment of whether it will exercise a renewal or termination option. When the lease liability is remeasured, a corresponding adjustment is made to the carrying amount of the right-of-use asset, or is recorded in net income if the carrying amount of the right-of-use assets has been reduced to zero.

#### j) Impairment of non-financial assets

Property, plant and equipment, and intangible assets with finite lives are reviewed for impairment on an annual basis if there is an indication that the carrying amount may not be recoverable. Impairment is assessed at the level of cash-generating units, which are identified as the smallest identifiable group of assets that generates cash inflows that are largely independent of the cash inflows from other assets or group of assets.

When an impairment review is undertaken, the recoverable amount is assessed by reference to the higher of value in use and fair value less costs to sell ("FVLCS"). Value in use is the net present value of expected future cash flows of the relevant cash-generating unit in its current condition.

The best evidence of FVLCS is the value obtained from an active market or binding sale agreement. Where neither exists, FVLCS is based on the best information available to reflect the amount the Utility could receive for the cash-generating unit in an arm's length transaction. This is often estimated using discounted cash flow techniques and where unobservable inputs are material to the measurement of the recoverable amount, the measurement is classified as level 3 in the fair value hierarchy. The cash flow forecasts for FVLCS purposes are based on management's best estimates of expected future revenues and costs, including the future cash costs of production, capital expenditure, closure, restoration and environmental cleanup. For regulatory deferral account debit balances the impairment review focuses on whether the amount is considered collectible based on the expected cash flows from the rates approved by the YUB.

These determinations and their individual assumptions require that management make a decision based on the best available information at each reporting period. Changes in these assumptions may alter the results of impairment testing, impairment charges recognized in net income and the resulting carrying amounts of the assets.

---

## Yukon Energy Corporation

### Notes to Financial Statements

(tabular amounts in thousands of Canadian dollars)

---

December 31 2022

---

#### 3. SIGNIFICANT ACCOUNTING POLICIES - continued

##### k) Rate regulated accounting policies

###### Regulatory deferral accounts

Regulatory deferral accounts in these financial statements are accounted for differently than they would be in the absence of rate regulation. The Utility defers certain costs or revenues as regulatory deferral account debit balances or regulatory deferral account credit balances on the Statement of Financial Position and recognizes changes in the regulatory deferral account balances in the net movement in regulatory deferral account balances in the Statement of Operations and Other Comprehensive Income. The amounts recognized as regulatory deferral account balances are expected to be recovered or refunded in future rates, based on approvals by the YUB. The recovery or settlement of regulatory deferral account balances through future rates is impacted by demand risk and regulatory risks (e.g. potential future decisions of the YUB which could result in material adjustments to these regulatory deferral account debit balances and regulatory deferral account credit balances as described in Note 1(b)).

###### i) Regulatory deferral account debit balances

Regulatory deferral account debit balances represent costs which are expected to be recovered from customers in future periods through the rate-setting process. In the absence of rate regulation and the Utility's adoption of IFRS 14, *Regulatory Deferral Accounts*, such costs would be expensed as incurred.

###### ii) Regulatory deferral account credit balances

Regulatory deferral account credit balances represent future reductions or limitations of increases in revenues associated with amounts that are expected to be refunded to customers as a result of the rate-setting process. In the absence of rate regulation and the Utility's adoption of IFRS 14, such amounts would be recorded in income as performance obligations are met.

Note 10 describes the individual regulatory deferral accounts, the Utility's related regulatory deferral and amortization policies and describes the related account activity in the relevant periods.

###### l) Provision for asset retirement obligations

The Utility has legal obligations related to the closure and restoration of property, plant and equipment, which includes the costs of dismantling, demolition of infrastructure and the removal of residual materials and remediation of the disturbed areas.

Where a reliable estimate of the present value of these obligations can be determined, the total retirement costs are recognized as a provision in the accounting period when the obligation arises. There is also a corresponding increase to property, plant and equipment upon recognition of the obligation. Management estimates its costs based on feasibility and engineering studies and assessments using current restoration standards and techniques.

---

## Yukon Energy Corporation

### Notes to Financial Statements

(tabular amounts in thousands of Canadian dollars)

---

December 31 2022

---

#### 3. SIGNIFICANT ACCOUNTING POLICIES - continued

##### m) Provision for environmental liabilities

Environmental liabilities consist of the estimated costs related to the remediation of environmentally contaminated sites. The Utility will accrue a provision when it has a present obligation as a result of a past event to remediate the contaminated site, it is expected that future economic benefits will be given up to settle the obligation, and a reliable estimate of the amount of the obligation can be made.

If the likelihood of the Utility's obligation to incur these costs is either not determinable or the amount of the obligation cannot be reliably estimated, the contingency is disclosed in the notes to the financial statements.

The Utility reviews its provision for environmental liabilities on an ongoing basis and any changes are recognized in net income for the current period.

##### n) Contributions in aid of construction

Certain property, plant and equipment additions are made with financial assistance from the Utility's Parent, the YG, or the Government of Canada. These contributions are deferred upon receipt and amortized to income on the basis of the life of the asset to which they relate.

##### o) Post-employment benefits and other comprehensive income

The Utility sponsors an employee defined benefit pension plan for employees joining the Utility before January 1, 2002. The Utility also sponsors an executive defined benefit pension plan and supplemental executive retirement plan for a former executive. Benefits provided are calculated based on length of pensionable service, pensionable salary at retirement age and negotiated rates. The Utility contributes amounts to the pension plans as recommended by an independent actuary.

For the defined benefit plans the cost of pension benefits is actuarially determined using the projected benefits method, prorated on service, and reflects management's best estimates of investment returns, wage and salary increases, and age at retirement. Re-measurements of the net defined benefit liability, including actuarial gains and losses and return on plan assets, are recognized in other comprehensive income ("OCI") and are not reclassified to net income in a subsequent period. The Utility's policy is to immediately transfer actuarial gains and losses recognized in OCI to retained earnings. The expected return on plan assets is based on the fair value of these assets.

Employees joining the Utility after January 1, 2002 are eligible for a defined contribution retirement plan and are not eligible to participate in the defined benefit pension plan. The Utility has no legal or constructive obligation to pay further contributions with respect to this plan. Contributions are recognized as an expense in the year when employees have rendered service and represent the obligation of the Utility.

---

## Yukon Energy Corporation

### Notes to Financial Statements

(tabular amounts in thousands of Canadian dollars)

---

December 31 2022

---

#### 4. SIGNIFICANT ACCOUNTING JUDGMENTS, ESTIMATES AND ASSUMPTIONS

The preparation of financial statements requires the use of judgment in applying accounting policies and in making critical accounting estimates that affect the reported amounts of assets, liabilities, revenues and expenses and disclosure of any contingent assets and liabilities. These judgments and estimates are based on management's best knowledge of the relevant facts and circumstances, having regard to previous experience, but actual results may differ from the amounts included in the financial statements. Estimates and underlying assumptions are reviewed on an ongoing basis. Revisions to accounting estimates are recognized in the period in which estimates are revised and in any future periods affected. Information about such judgments and estimates is contained in the accounting policies and/or the notes to the financial statements, and the key areas are summarized below.

Areas of significant judgment and estimates made by management in preparing these financial statements include:

##### **Impairment of non-financial assets – Note 3(j)**

An evaluation of whether or not an asset is impaired involves consideration of whether indicators of impairment exist. Management continually monitors the Utility's operations and makes judgments and assessments about conditions and events in order to conclude whether possible impairment exists.

##### **Asset retirement obligations – Notes 3(l) and 24**

In determining the present value of the obligation, the Utility must estimate the amount and timing of the future cash payments and then apply an appropriate risk-free interest rate. Any changes to the anticipated amounts or timing of future payments or risk-free interest rate can result in a change to the obligation.

##### **Depreciation – Notes 3(g), 7 and 9**

Significant components of property, plant and equipment are depreciated straight line over their estimated useful lives. Useful lives are determined based on current facts and past experience and the results of depreciation studies. While these useful life estimates are reviewed on a regular basis and depreciation calculations are revised accordingly, actual lives may differ from the estimates. As such, assets may continue in use after being fully depreciated, or may be retired or disposed of before being fully depreciated. The latter could result in additional depreciation expense in the period of disposition.

##### **Intangible assets – Notes 3(h) and 8**

In determining whether to recognize costs as intangible assets, management makes judgments about when the criteria for recognition are met. Management also makes judgments about which costs in work-in-progress pertain to a particular new license because licensing activities occur on a continuing basis. Changes to management's judgments would affect the carrying amount of the Utility's intangible assets and amortization recognition.

##### **Post-employment benefits – Notes 3(o) and 15**

The Utility accrues for its obligations under defined benefit pension plans using actuarial valuation methods and other assumptions to estimate the projected benefit obligation and the associated expense related to the current period. The key assumptions utilized include the long-term rate of inflation, rates of future compensation, liability discount rates and the expected return on plan assets. The Utility consults with qualified actuaries when setting the assumptions used to estimate benefit obligations. Actual rates could vary significantly from the assumptions and estimates used.

---

## Yukon Energy Corporation

### Notes to Financial Statements

(tabular amounts in thousands of Canadian dollars)

---

December 31 2022

---

#### 4. SIGNIFICANT ACCOUNTING JUDGMENTS, ESTIMATES AND ASSUMPTIONS - continued

##### Revenue – Notes 3(a), 18 and 19

The Utility estimates usage not yet billed at year end, which is included in revenues from sales of power. This accrual is based on an assessment of unbilled electricity supplied to customers between the date of the last meter reading and the year end. Management applies judgment to the measurement of the estimated consumption. Significant judgments have also been made in determining the nature of the Utility's performance obligations, the appropriate measurement and the contract terms to be used in recognizing the related revenue.

##### Provisions and Contingencies – Notes 3(m) and 24

Management is required to make judgments to assess if the criteria for recognition of provisions and contingencies are met, in accordance with IAS 37, *Provisions, Contingent Liabilities and Contingent Assets*.

Key judgments are whether a present obligation exists and the probability of an outflow being required to settle that obligation. Key assumptions in measuring provisions include the timing and amount of future payments and the discount rate applied.

Where the Utility is defending certain lawsuits management must make judgments, estimates and assumptions about the final outcome, timing of trial activities and future costs as at the period end date. Management will obtain the advice of its external counsel in determining the likely outcome and estimating the expected obligations associated with these lawsuits; however, the ultimate outcome or settlement costs may differ from management's estimates.

##### Financial Instruments – Notes 3(f) and 26

The Utility enters into financial instrument arrangements which may require management to make judgments to determine if such arrangements are derivative instruments in their entirety or contain embedded derivatives, in accordance with IFRS 9, *Financial Instruments*. Key judgments are whether certain non-financial items are readily convertible to cash, whether similar contracts are routinely settled net in cash or delivery of the underlying commodity taken and then resold within a short period, and whether the value of a contract changes in response to a change in an underlying rate, price, index or other variable.

##### Regulatory deferral account balances – Notes 1(b), 3(k) and 10

The Utility accounts for its regulatory deferral accounts in accordance with IFRS 14 and the decisions of the YUB. As discussed in Note 1(b) the recovery of these balances will be determined by the YUB as part of the regulatory proceeding to approve the GRA. Management is required to make judgments about the extent that the Utility will be permitted to incorporate deferred amounts in future rates.



## Yukon Energy Corporation

### Notes to Financial Statements

(tabular amounts in thousands of Canadian dollars)

#### December 31 2022

#### 5. ACCOUNTS RECEIVABLE

	December 31 2022	December 31 2021
Trade accounts receivable		
Retail energy sales	\$ 8,426	\$ 5,146
Wholesale energy sales	6,404	6,171
Due from related parties (Note 22)	4,353	1,256
Other	1,221	3,550
	<b>\$ 20,404</b>	<b>\$ 16,123</b>

Included in Accounts receivable - Other is an amount of \$0 (2021 - \$2,137,000) related to insurance proceeds (Note 19).

At December 31, 2022, the aging of accounts receivable is as follows:

	Current	31 - 90 Days	Over 90 Days	Total
Accounts receivable	\$ 15,447	\$ 3,262	\$ 1,705	\$ 20,414
Allowance for doubtful accounts	-	-	(10)	(10)
	<b>\$ 15,447</b>	<b>\$ 3,262</b>	<b>\$ 1,695</b>	<b>\$ 20,404</b>

At December 31, 2021, the aging of accounts receivable is as follows:

	Current	31 - 90 Days	Over 90 Days	Total
Accounts receivable	\$ 14,606	\$ 1,254	\$ 273	\$ 16,133
Allowance for doubtful accounts	-	-	(10)	(10)
	<b>\$ 14,606</b>	<b>\$ 1,254</b>	<b>\$ 263</b>	<b>\$ 16,123</b>

A reconciliation of the beginning and ending amount of allowance for doubtful accounts is as follows:

	December 31 2022	December 31 2021
Allowance for doubtful accounts at beginning of year	\$ (10)	\$ (10)
Amounts written off as uncollectable	-	-
Allowance for doubtful accounts at end of year	<b>\$ (10)</b>	<b>\$ (10)</b>

## Yukon Energy Corporation

### Notes to Financial Statements

(tabular amounts in thousands of Canadian dollars)

#### December 31 2022

#### 6. INVENTORIES

	December 31 2022	December 31 2021
Materials and supplies	\$ 3,562	\$ 3,488
Diesel fuel	1,312	750
Liquefied natural gas	70	116
	<b>\$ 4,944</b>	<b>\$ 4,354</b>

#### 7. PROPERTY, PLANT AND EQUIPMENT

A reconciliation of the changes in the carrying amount of property, plant and equipment is as follows:

	Generation	Transmission & Distribution	Land, Buildings & Other Equipment	Transportation	Construction Work-in Progress	Total
<b>Cost:</b>						
At December 31, 2020	\$ 310,372	\$ 200,147	\$ 20,893	\$ 5,700	\$ 24,722	\$ 561,834
Additions	-	-	-	-	26,425	26,425
Transfers	15,284	31,074	981	-	(47,339)	-
Disposals	(880)	(1,095)	(114)	(216)	-	(2,305)
At December 31, 2021	\$ 324,776	\$ 230,126	\$ 21,760	\$ 5,484	\$ 3,808	\$ 585,954
Additions	-	-	-	-	39,469	39,469
Transfers	6,979	6,086	624	525	(14,214)	-
Disposals	(1,313)	(8)	(407)	(209)	-	(1,937)
At December 31, 2022	\$ 330,442	\$ 236,204	\$ 21,977	\$ 5,800	\$ 29,063	\$ 623,486
<b>Accumulated depreciation:</b>						
At December 31, 2020	\$ 38,849	\$ 33,894	\$ 5,189	\$ 2,009	\$ -	\$ 79,941
Depreciation	6,791	4,447	710	565	-	12,513
Disposals	(69)	(175)	(106)	(152)	-	(502)
At December 31, 2021	\$ 45,571	\$ 38,166	\$ 5,793	\$ 2,422	\$ -	\$ 91,952
Depreciation	6,882	4,695	724	616	-	12,917
Disposals	(1,313)	(3)	(378)	(161)	-	(1,855)
At December 31, 2022	\$ 51,140	\$ 42,858	\$ 6,139	\$ 2,877	\$ -	\$ 103,014
<b>Net book value:</b>						
At December 31, 2021	\$ 279,205	\$ 191,960	\$ 15,967	\$ 3,062	\$ 3,808	\$ 494,002
At December 31, 2022	\$ 279,302	\$ 193,346	\$ 15,838	\$ 2,923	\$ 29,063	\$ 520,472

The total AFUDC capitalized for 2022 was \$1,060,000 (2021 - \$942,000). The AFUDC rate estimate for 2022 was 2.61% (2021 - 2.60%).

## Yukon Energy Corporation

### Notes to Financial Statements

(tabular amounts in thousands of Canadian dollars)

#### December 31 2022

#### 8. INTANGIBLE ASSETS

A reconciliation of the changes in the carrying amount of intangible assets is as follows:

	Software	Deferred Service Costs	Financial Software	Aishihik Water Licensing	Thermal and Other Water Licensing	Total
<b>Cost:</b>						
At December 31, 2020	\$ 1,686	\$ 443	\$ 6,187	\$ 8,544	\$ 4,432	\$ 21,292
Additions	133	-	793	1,616	121	2,663
Disposals	(516)	-	-	-	-	(516)
At December 31, 2021	\$ 1,303	\$ 443	\$ 6,980	\$ 10,160	\$ 4,553	\$ 23,439
Additions	284	-	75	1,314	2,231	3,904
Transfers	-	-	-	(343)	343	-
Disposals	(396)	-	-	(805)	-	(1,201)
At December 31, 2022	\$ 1,191	\$ 443	\$ 7,055	\$ 10,326	\$ 7,127	\$ 26,142
<b>Accumulated amortization:</b>						
At December 31, 2020	\$ 936	\$ 443	\$ 1,986	\$ 299	\$ 192	\$ 3,856
Amortization	237	-	628	306	33	1,204
Disposals	(516)	-	-	-	-	(516)
At December 31, 2021	\$ 657	\$ 443	\$ 2,614	\$ 605	\$ 225	\$ 4,544
Amortization	235	-	554	306	33	1,128
Disposals	(396)	-	-	(805)	-	(1,201)
At December 31, 2022	\$ 496	\$ 443	\$ 3,168	\$ 106	\$ 258	\$ 4,471
<b>Net book value:</b>						
At December 31, 2021	\$ 646	\$ -	\$ 4,366	\$ 9,555	\$ 4,328	\$ 18,895
At December 31, 2022	\$ 695	\$ -	\$ 3,887	\$ 10,220	\$ 6,869	\$ 21,671

Additions to Financial Software, Aishihik Water Licensing and Thermal and Water Licensing for 2022 and 2021 were almost exclusively internally generated. Additions to Software was almost exclusively externally purchased.

Work-in-progress, which is included in cost, is as follows: Aishihik Water Licensing \$10,214,000 (2021 – \$9,243,000) and Thermal and Other Water Licensing \$6,756,000 (2021 - \$4,182,000). These amounts represent costs related to license renewals which are not yet in effect. The Aishihik Water License that expires December 31, 2027 (Note 1(c)) became effective January 1, 2023.

---

## Yukon Energy Corporation

### Notes to Financial Statements

(tabular amounts in thousands of Canadian dollars)

---

#### December 31 2022

---

#### 9. LEASES

The Utility leases industrial land and building facilities. During the year the Utility commenced a land lease for the Energy Storage System for a term of twenty-five years. The Utility paid the lease in full during the year.

Right-of-use assets consist of land of \$1,139,000 (2021 - \$20,000) and building of \$92,000 (2021 - \$214,000).

	December 31 2022	December 31 2021
<b>Right-of-use assets</b>		
As at January 1	\$ 234	\$ 390
Additions	1,181	-
Depreciation expense	(184)	(156)
As at December 31	\$ 1,231	\$ 234
<b>Lease liabilities</b>		
Lease liabilities	\$ 265	\$ 248
Less: current portion	130	150
Non-current portion	\$ 135	\$ 98
<b>Maturity analysis</b>		
Less than one year	\$ 137	\$ 156
One to five years	145	99
More than five years	-	-
Total undiscounted lease liabilities	\$ 282	\$ 255
<b>Amounts recognized in net income</b>		
Depreciation expense on right-of-use assets	\$ (184)	\$ (156)
Interest expense on lease liabilities	\$ (8)	\$ (11)
Expense relating to short-term leases	\$ (3,203)	\$ (3,946)

# Yukon Energy Corporation

## Notes to Financial Statements

(tabular amounts in thousands of Canadian dollars)

December 31 2022

### 10. REGULATORY ACCOUNTS

#### a) Regulatory deferral account debit balances

	Feasibility Studies (i)	Regulatory Costs (ii)	Dam Safety (iii)	Deferred Overhauls (iv)	Uninsured Losses (v)	Fuel Price Adjustment (vi)	Subtotal see next page
<b>Cost:</b>							
At December 31, 2020	\$ 24,770	\$ 6,751	\$ 322	\$ 2,768	\$ 2,604	\$ 2,257	\$ 39,472
Costs incurred	1,343	1,789	81	-	3,654	-	6,867
Regulatory provision	-	-	-	-	(411)	1,557	1,146
Disposals	(4,450)	(598)	(148)	-	(104)	(2,491)	(7,791)
Contributions received/receivable	-	(279)	-	-	(2,737)	-	(3,016)
At December 31, 2021	\$ 21,663	\$ 7,663	\$ 255	\$ 2,768	\$ 3,006	\$ 1,323	\$ 36,678
Costs incurred	115	2,380	-	-	2,006	-	4,501
Regulatory provision	-	(903)	-	390	(411)	3,705	2,781
Disposals	(4,971)	(493)	-	(1,759)	-	(1,863)	(9,086)
Contributions received	-	(263)	-	-	-	-	(263)
At December 31, 2022	\$ 16,807	\$ 8,384	\$ 255	\$ 1,399	\$ 4,601	\$ 3,165	\$ 34,611
<b>Accumulated amortization:</b>							
At December 31, 2020	\$ 8,793	\$ 1,056	\$ 118	\$ 1,270	\$ 848	\$ -	\$ 12,085
Amortization	2,168	414	55	581	204	-	3,422
Disposals	(4,450)	(598)	(148)	-	-	-	(5,196)
At December 31, 2021	\$ 6,511	\$ 872	\$ 25	\$ 1,851	\$ 1,052	\$ -	\$ 10,311
Amortization	1,491	295	51	18	205	-	2,060
Disposals	(4,963)	-	-	(1,759)	-	-	(6,722)
At December 31, 2022	\$ 3,039	\$ 1,167	\$ 76	\$ 110	\$ 1,257	\$ -	\$ 5,649
<b>Net book value:</b>							
At December 31, 2021	\$ 15,152	\$ 6,791	\$ 230	\$ 917	\$ 1,954	\$ 1,323	\$ 26,367
At December 31, 2022	\$ 13,768	\$ 7,217	\$ 179	\$ 1,289	\$ 3,344	\$ 3,165	\$ 28,962
Net increase (decrease) in regulatory deferral account debit balances (which are recognized in the net movement in regulatory deferral account balances related to net income on the Statement of Operations and Other Comprehensive Income):							
December 31, 2021	\$ (825)	\$ 1,096	\$ 26	\$ (581)	\$ 198	\$ (934)	\$ (1,020)
December 31, 2022	\$ (1,384)	\$ 426	\$ (51)	\$ 372	\$ 1,390	\$ 1,842	\$ 2,595
Remaining recovery years							
At December 31, 2021	1 to 5 years	1 to 32 years	5 years	1 to 5 years	Indeterminate	1 year	
At December 31, 2022	1 to 5 years	1 to 31 years	4 years	5 to 10 years	Indeterminate	1 year	
Absent rate regulation, net income for the year and net movement in regulatory deferral account balances on the Statement of Operations and Other Comprehensive Income would increase (decrease) by:							
December 31, 2021	\$ 825	\$ (1,096)	\$ (26)	\$ 581	\$ (198)	\$ 934	\$ 1,020
December 31, 2022	\$ 1,384	\$ (426)	\$ 51	\$ (372)	\$ (1,390)	\$ (1,842)	\$ (2,595)

## Yukon Energy Corporation

### Notes to Financial Statements

(tabular amounts in thousands of Canadian dollars)

#### December 31 2022

#### 10. REGULATORY ACCOUNTS - continued

##### a) Regulatory deferral account debit balances - continued

	Carry Forward	Vegetation Management (vii)	2017/18 GRA (viii)	2021 GRA (ix)	IPP Purchase Costs (x)	Total
<b>Cost:</b>						
At December 31, 2020	\$ 39,472	\$ 2,216	\$ 5,897	\$ -	\$ -	\$ 47,585
Costs incurred	6,867	-	-	-	-	6,867
Regulatory provision	1,146	-	-	8,779	-	9,925
Disposals	(7,791)	-	(5,897)	(4,449)	-	(18,137)
Contributions received	(3,016)	-	-	-	-	(3,016)
At December 31, 2021	\$ 36,678	\$ 2,216	\$ -	\$ 4,330	\$ -	\$ 43,224
Costs incurred	4,501	-	-	-	26	4,527
Regulatory provision	2,781	-	-	2,269	-	5,050
Disposals	(9,086)	-	-	(3,960)	-	(13,046)
Contributions received	(263)	-	-	-	-	(263)
At December 31, 2022	\$ 34,611	\$ 2,216	\$ -	\$ 2,639	\$ 26	\$ 39,492
<b>Accumulated amortization:</b>						
At December 31, 2020	\$ 12,085	\$ 887	\$ -	\$ -	\$ -	\$ 12,972
Amortization	3,422	222	5,897	4,449	-	13,990
Disposals	(5,196)	-	(5,897)	(4,449)	-	(15,542)
At December 31, 2021	\$ 10,311	\$ 1,109	\$ -	\$ -	\$ -	\$ 11,420
Amortization	2,060	221	-	3,960	-	6,241
Disposals	(6,722)	-	-	(3,960)	-	(10,682)
At December 31, 2022	\$ 5,649	\$ 1,330	\$ -	\$ -	\$ -	\$ 6,979
<b>Net book value:</b>						
At December 31, 2021	\$ 26,367	\$ 1,107	\$ -	\$ 4,330	\$ -	\$ 31,804
At December 31, 2022	\$ 28,962	\$ 886	\$ -	\$ 2,639	\$ 26	\$ 32,513
Net increase (decrease) in regulatory deferral account debit balances (which are recognized in the net movement in regulatory deferral account balances on the Statement of Operations and Other Comprehensive Income):						
December 31, 2021	\$ (1,020)	\$ (222)	\$ (5,897)	\$ 4,330	\$ -	\$ (2,809)
December 31, 2022	\$ 2,595	\$ (221)	\$ -	\$ (1,691)	\$ 26	\$ 709
Remaining recovery years						
At December 31, 2021		5 years	N/A	2 years	N/A	
At December 31, 2022		4 years	N/A	1 year	Indeterminate	
Absent rate regulation, net income for the year and net movement in regulatory deferral account balances on the Statement of Operations and Other Comprehensive Income would increase (decrease) by:						
December 31, 2021	\$ 1,020	\$ 222	\$ 5,897	\$ (4,330)	\$ -	\$ 2,809
December 31, 2022	\$ (2,595)	\$ 221	\$ -	\$ 1,691	\$ (26)	\$ (709)

##### (i) Feasibility studies and infrastructure planning

The Utility undertakes certain studies to determine the feasibility of a range of projects and infrastructure proposals. While in progress, the costs of these studies are deferred within this account. The Utility is directed to defer and amortize the costs over terms (between five and ten years) at the discretion of the YUB. In the absence of rate regulation, IFRS requires these costs to be expensed as incurred.

---

## Yukon Energy Corporation

### Notes to Financial Statements

(tabular amounts in thousands of Canadian dollars)

---

December 31 2022

---

#### 10. REGULATORY ACCOUNTS - continued

##### a) Regulatory deferral account debit balances - continued

###### (ii) Regulatory costs

These costs are associated with the YUB regulatory proceedings. The costs consist primarily of various rate and project review proceedings but also include resource plans and demand side management costs (consumer energy conservation program). The Utility is directed to defer and amortize the costs over terms at the discretion of the YUB. As part of the 2021 GRA, \$903,000 was transferred to the regulatory deferral account credit balance class hearing reserve (Note 10(b)(ii)) and disallowed costs of \$493,000 were derecognized. In the absence of rate regulation, IFRS requires these costs to be expensed as incurred.

###### (iii) Dam safety review

The Utility has a program of conducting safety reviews of its dams in accordance with standards set by the Canadian Dam Association. External consultants are hired every five years with intermittent costs incurred in the interim periods. These costs are being amortized over five years. In the absence of rate regulation, IFRS requires these costs to be expensed as incurred.

###### (iv) Deferred overhauls

YUB Order 2013-01 restricted inclusion of property, plant and equipment overhaul depreciation expense in rates charged to customers until the Utility comes before the YUB for a prudence review. As such, starting in 2013 the Utility deferred depreciation expense related to overhauls. In 2017, the Utility came before the YUB for a prudence review and began to recognize these deferred depreciation amounts. In the absence of rate regulation, IFRS requires these costs to be expensed as incurred.

###### (v) Uninsured losses

Uninsured losses is an account maintained to address uninsured and uninsurable losses as well as the deductible portion of insured losses. The account is maintained through an annual provision and collected through customer rates. There is an annual regulatory provision of \$411,000 (2021 - \$411,000) and amortization of the forecast 2020 accumulated balance of \$2,048,000 over ten years (\$205,000 per year). Costs incurred of \$2,006,000 (2021 - \$3,654,000) include \$0 (2021 - \$2,445,000) for repairs required at the WH1 and WH2 penstocks and \$425,000 (2021 - \$0) to conduct a survey on the Mayo penstock to confirm no damage in order to reduce the insurance deductible that had increased resulting from the damage to the Whitehorse penstocks. The Utility received \$0 (2021 - \$2,368,000) insurance proceeds. In the absence of rate regulation, IFRS requires these costs to be expensed as incurred and the expected insurance proceeds recognized as revenue.

###### (vi) Fuel price adjustment

OIC 1995/90 directs the YUB to permit the Utility to adjust electricity rates to reflect fluctuations in the price of diesel fuel. The amount by which actual fuel prices vary from the long-term average prices is deferred and recovered from or refunded to customers in a future period through Rider F. As part of the 2021 GRA, the balance as at December 31, 2021 of \$1,323,000 was transferred to the regulatory deferral account debit balance class 2021 GRA (Note 10(a)(ix)). For the period January 1, 2021 through June 30, 2021 the charge was 1.371 cents per kWh. For the period July 1, 2021 to July 31, 2022, the charge was reduced to 0.000 cents per kWh. Effective August 1, 2022, the charge was increased to 0.865 cents per kWh. In the absence of rate regulation, IFRS requires these costs to be expensed as incurred and revenues be recognized as earned.

---

## Yukon Energy Corporation

### Notes to Financial Statements

(tabular amounts in thousands of Canadian dollars)

---

December 31 2022

---

#### 10. REGULATORY ACCOUNTS - continued

##### a) Regulatory deferral account debit balances - continued

###### (vii) Vegetation management

Prior to 2017, the Utility was deferring annual brushing costs in excess of a prescribed maximum annual amount based on a review of prior year brushing costs. In 2017, the Utility established a vegetation management policy and as a result of expected annual costs, deferral is no longer required. The Utility completes a full cycle of all of its brushing requirements every 10 years and is amortizing previously deferred costs over a 10 year period. In the absence of rate regulation, IFRS requires these costs to be expensed as incurred.

###### (viii) 2017/18 GRA

The Utility recognizes a regulatory deferral account debit balance when the Utility has the right, as a result of the actual or expected actions of the rate regulator, to increase rates in future periods in order to recover its allowable costs plus return on rate base, as described in Note 1(b). The amount recognized represents the amount approved by the YUB in November 2019, less amounts subsequently received from customers. At December 31, 2021 the amount was fully collected.

###### (ix) 2021 GRA

The Utility recognizes a regulatory deferral account debit balance when the Utility has the right, as a result of the actual or expected actions of the rate regulator, to increase rates in future periods in order to recover its allowable costs plus return on rate base, as described in Note 1(b). The amount recognized represents management's best estimates of revenues for rates to be approved by the YUB less amounts received from customers. As part of the 2021 GRA, \$1,323,000 was transferred from the regulatory deferral account debit class fuel price adjustment (Note 10(a)(vi)) and \$1,129,000 was recognized for increase in return on equity. These amounts are reflected in the regulatory provision line. The ending balance at December 31 comprises the Utility's remaining revenue shortfall to be collected from customers in future years.

###### (x) IPP purchase costs

OIC 2019/25 directs that in setting rates that the Utility is permitted to charge, it is able to recover the costs of purchasing electricity under an electricity purchase agreement with Independent Power Producers ("IPP's"). As such, starting in 2022 the Utility deferred costs to be charged to ratepayers in future years. In the absence of rate regulation, IFRS requires these costs to be expensed as incurred.



# Yukon Energy Corporation

## Notes to Financial Statements

(tabular amounts in thousands of Canadian dollars)

### December 31 2022

#### 10. REGULATORY ACCOUNTS - continued

##### b) Regulatory deferral account credit balances

	Deferred Insurance Proceeds (i)	Hearing Reserve (ii)	Low Water Reserve Fund (iii)	Future Removal and Site Restoration (iv)	Contracts with Customers (v)	McQuesten Substation (vi)	Subtotal see next page
<b>Cost:</b>							
At December 31, 2020	\$ 11,602	\$ 596	\$ (2,511)	\$ 2,739	\$ 5,126	\$ -	\$ 17,552
Cost incurred	-	(101)	-	-	-	-	(101)
Regulatory provision	-	250	5,288	-	30	1,834	7,402
Cash refunded	-	-	5	-	-	-	5
At December 31, 2021	\$ 11,602	\$ 745	\$ 2,782	\$ 2,739	\$ 5,156	\$ 1,834	\$ 24,858
Cost incurred	-	-	-	(49)	-	-	(49)
Regulatory provision	-	(653)	7,114	-	(96)	692	7,057
Disposals	-	(973)	-	-	-	-	(973)
At December 31, 2022	\$ 11,602	\$ (881)	\$ 9,896	\$ 2,690	\$ 5,060	\$ 2,526	\$ 30,893
<b>Accumulated amortization:</b>							
At December 31, 2020	\$ 7,424	\$ 778	\$ -	\$ -	\$ -	\$ -	\$ 8,202
Amortization	262	195	-	-	-	-	457
Disposals	-	-	-	-	-	-	-
At December 31, 2021	\$ 7,686	\$ 973	\$ -	\$ -	\$ -	\$ -	\$ 8,659
Amortization	262	-	-	-	-	-	262
Disposals	-	(973)	-	-	-	-	(973)
At December 31, 2022	\$ 7,948	\$ -	\$ -	\$ -	\$ -	\$ -	\$ 7,948
<b>Net book value:</b>							
At December 31, 2021	\$ 3,916	\$ (228)	\$ 2,782	\$ 2,739	\$ 5,156	\$ 1,834	\$ 16,199
At December 31, 2022	\$ 3,654	\$ (881)	\$ 9,896	\$ 2,690	\$ 5,060	\$ 2,526	\$ 22,945
Net (increase) decrease in regulatory deferral account credit balances (which are recognized in the net movement of regulatory deferral account balances related to net income on the Statement of Operations and Other Comprehensive Income):							
December 31, 2021	\$ 262	\$ 46	\$ (5,293)	\$ -	\$ (30)	\$ (1,834)	\$ (6,849)
December 31, 2022	\$ 262	\$ 653	\$ (7,114)	\$ 49	\$ 96	\$ (692)	\$ (6,746)
Remaining recovery years							
At December 31, 2021	15 years	Indeterminate	Indeterminate	Indeterminate	46 years	52 years	
At December 31, 2022	14 years	Indeterminate	Indeterminate	Indeterminate	45 years	51 years	
Absent rate regulation, net income for the year end and net movement in regulatory deferral account balances on the Statement of Operations and Other Comprehensive Income would increase (decrease) by:							
December 31, 2021	\$ (262)	\$ (46)	\$ 5,293	\$ -	\$ 30	\$ 1,834	\$ 6,849
December 31, 2022	\$ (262)	\$ (653)	\$ 7,114	\$ (49)	\$ (96)	\$ 692	\$ 6,746

## Yukon Energy Corporation

### Notes to Financial Statements

(tabular amounts in thousands of Canadian dollars)

#### December 31 2022

#### 10. REGULATORY ACCOUNTS - continued

##### b) Regulatory deferral account credit balances - continued

	Carry Forward	Defined Benefit Pension (vii)	Total
<b>Cost:</b>			
At December 31, 2020	\$ 17,552	\$ -	\$ 17,552
Cost incurred	(101)	-	(101)
Regulatory provision	7,402	-	7,402
Cash refunded	5	-	5
At December 31, 2021	\$ 24,858	\$ -	\$ 24,858
Cost incurred	(49)	-	(49)
Regulatory provision	7,057	63	7,120
Disposals	(973)	-	(973)
At December 31, 2022	\$ 30,893	\$ 63	\$ 30,956
<b>Accumulated amortization:</b>			
At December 31, 2020	\$ 8,202	\$ -	\$ 8,202
Amortization	457	-	457
Disposals	-	-	-
At December 31, 2021	\$ 8,659	\$ -	\$ 8,659
Amortization	262	-	262
Disposals	(973)	-	(973)
At December 31, 2022	\$ 7,948	\$ -	\$ 7,948
<b>Net book value:</b>			
At December 31, 2021	\$ 16,199	\$ -	\$ 16,199
At December 31, 2022	\$ 22,945	\$ 63	\$ 23,008
Net (increase) decrease in regulatory deferral account credit balances (which are recognized in the net movement of regulatory deferral account balances related to net income on the Statement of Operations and Other Comprehensive Income):			
December 31, 2021	\$ (6,849)	\$ -	\$ (6,849)
December 31, 2022	\$ (6,746)	\$ (63)	\$ (6,809)
Remaining recovery years			
At December 31, 2021		N/A	
At December 31, 2022		Indeterminate	
Absent rate regulation, net income for the year end and net movement in regulatory deferral account balances on the Statement of Operations and Other Comprehensive Income would increase (decrease) by:			
December 31, 2021	\$ 6,849	\$ -	\$ 6,849
December 31, 2022	\$ 6,746	\$ 63	\$ 6,809

##### (i) Deferred insurance proceeds

The deferred insurance proceeds represents a gain on fire insurance proceeds related to a fire at the Whitehorse Rapids Generating Station in 1997 which is being amortized to income at the same rate as depreciation of the related replacement assets. In the absence of rate regulation, IFRS requires the gain to have been fully recognized as income in the year received.

##### (ii) Hearing reserve

The Utility has established a deferral account for regulatory hearing costs to be recovered from or paid to ratepayers in the future. The regulatory provision for the year reflects an annual provision of \$250,000 (2021 - \$250,000) less \$903,000 of approved costs transferred from Regulatory costs (Note 10(a)(ii)). In the absence of rate regulation, IFRS requires these costs to be expensed as incurred and revenues be recognized as earned.

---

## Yukon Energy Corporation

### Notes to Financial Statements

(tabular amounts in thousands of Canadian dollars)

---

December 31 2022

---

#### 10. REGULATORY ACCOUNTS - continued

##### b) Regulatory deferral account credit balances - continued

###### (iii) Low water reserve fund

The Low Water Reserve Account ("LWRF") was established by YUB Order 2018-10. The LWRF is used to protect the Utility and ratepayers for costs associated with variability in thermal generation required when there is a thermal cost variance due solely to water-related hydro generation variances from YUB approved GRA forecasts. The Utility is required to file annual reports with the YUB on the LWRF's activity.

In accordance with YUB Order 2015-01, the Utility defers recognition of the additional amounts collected from rate payers when the cost of thermal consumed in the period is less than the long-term average thermal requirements estimated for the actual annual generation load. These deferred amounts are recognized as revenue in the period when the cost of thermal incurred for the period is greater than the long-term average thermal requirements and the reason for the shortfall is a shortage of water in the hydro system. There is a cap of +/- \$16 million for the LWRF. If the balance falls outside of this range, the Utility is to make an application to the YUB requesting recovery or a refund to customers. YUB Order 2019-02 set the refund rider to 0.00 cents/kWh effective April 1, 2019.

In the absence of rate regulation, IFRS would require any amounts earned or incurred related to the LWRF to be included in the Utility's net income in the year incurred.

###### (iv) Future removal and site restoration costs

The Utility maintains a regulatory provision for future removal and site restoration related to property, plant and equipment, which is incremental to that required to be recognized as an asset retirement provision under IAS 37. The reserve has been established through amortization rates based upon depreciation studies conducted periodically by the Utility. As a result of YUB Order 2005-12, effective January 1, 2005, the provision is not to exceed the cumulative value of the provision at December 31, 2004 of \$5,757,000.

Costs of dismantling capital assets, including site remediation, will be applied to this regulatory deferral account credit balance if they do not otherwise relate to an asset retirement provision. The period over which the provision will be reduced is dependent on the timing of future costs of demolishing, dismantling, tearing down, site restoration or otherwise disposing of the asset net of actual recoveries, and is therefore indeterminate. In the absence of rate regulation, IFRS requires these costs to be expensed or included in the gain or loss on disposal of the related property, plant and equipment, as applicable.

###### (v) Contracts with customers

Effective January 1, 2018 the Utility adopted IFRS 15, *Revenue from Contracts with Customers*. As a result of the impacts of IFRS 15, certain revenues are recognized in net income over a shorter period than allowed by the YUB for rate-setting purposes. The timing difference is reflected as a regulatory deferral account credit balance.

###### (vi) McQuesten substation

YUB Order 2022-03 required the Utility to create a separate asset class for certain assets constructed at the McQuesten Substation relating to the Victoria Gold connection. These assets were required to be amortized over the mine life as opposed to the useful life of the assets. The timing difference is reflected as a regulatory deferral account credit balance.

---

## Yukon Energy Corporation

### Notes to Financial Statements

(tabular amounts in thousands of Canadian dollars)

---

**December 31 2022**

---

#### 10. REGULATORY ACCOUNTS - continued

##### b) Regulatory deferral account credit balances - continued

###### (vii) Defined benefit pension

The Utility has established a deferral account to accumulate differences from approved pension funding versus actual funding requirements. The regulatory provision will be determined through a future regulatory proceeding. In the absence of rate regulation, IFRS requires these costs to be expensed as incurred.

###### (c) Regulatory account expenses

Regulatory account expenses represent costs incurred related to regulatory account debit balances of \$4,527,000 (2021 - \$6,867,000) and regulatory account credit balances of \$49,000 (2021 - \$101,000).

###### (d) Net movement in regulatory deferral account balances related to net income

Net movement in regulatory deferral account balances related to net income is \$6,100,000 (2021 - \$9,658,000) represents the adjustment to net income for the year before net movement in regulatory deferral account balances for the effects of rate regulation in accordance with IFRS 14. The net movement figure is comprised of an increase of \$709,000 for regulatory account debit balances and an increase of \$6,809,000 for regulatory account credit balances for rate regulation compared to the amounts that are recognized under IFRS. The net movement figure for 2021 is comprised of a decrease of \$2,809,000 for regulatory account debit balances and an increase of \$6,849,000 for regulatory account credit balances respectively for rate regulation compared to the amounts that would be recorded under IFRS absent rate regulation.

#### 11. BANK INDEBTEDNESS

By agreement the financial institution has a legally enforceable right to set off the outstanding balance under the line of credit by cash balances in other accounts with the same bank. The amount outstanding on the line of credit balance at year end was \$14.1 million (2021 - \$15.9 million). The Utility has cash balances with the same financial institution of \$3.1 million (2021 - \$3.1 million). The Utility's bank indebtedness is comprised of:

	December 31 2022	December 31 2021
Line of credit	\$ 14,184	\$ 15,878
Less: bank balances	3,061	3,104
	<u>\$ 11,123</u>	<u>\$ 12,774</u>

For the purposes of the statement of cash flows, the line of credit is classified as financing activities. In the statement of cash flows, cash is comprised of bank balances.

---

## Yukon Energy Corporation

### Notes to Financial Statements

(tabular amounts in thousands of Canadian dollars)

---

#### December 31 2022

---

#### 12. ACCOUNTS PAYABLE AND ACCRUED LIABILITIES

	December 31 2022	December 31 2021
Trade payables	\$ 13,951	\$ 10,340
Due to related parties (Note 22)	1,422	1,216
Employee compensation	1,151	1,690
Other	261	276
	<b>\$ 16,785</b>	<b>\$ 13,522</b>

---

#### 13. CONSTRUCTION FINANCING

	December 31 2022	December 31 2021
Construction financing, due December 31, 2023 bearing interest at 5.19% approved to a maximum of \$8.4 million	\$ 8,400	\$ -
Construction financing, due December 31, 2023 bearing interest at 5.19% approved to a maximum of \$14 million	12,617	-
Construction financing, due December 31, 2022 bearing interest at 1.50% approved to a maximum of \$8.4 million	-	8,400
Construction financing, due December 31, 2022 bearing interest at 1.50% approved to a maximum of \$14 million	-	12,617
	<b>\$ 21,017</b>	<b>\$ 21,017</b>

---

Construction financing balances are monies advanced from the Parent to assist in the development of the Utility's infrastructure. Interest is payable annually at December 31 and at the maturity date.

The prior year debt was extinguished and replaced with new debt with no impact on cash flows.

# Yukon Energy Corporation

## Notes to Financial Statements

(tabular amounts in thousands of Canadian dollars)

### December 31 2022

#### 14. LONG-TERM DEBT

The Utility's long-term debt is unsecured and summarized as follows:

	December 31 2022	December 31 2021
<b>Yukon Development Corporation</b>		
\$77,723,273 term note bearing interest at 2.68% repayable in annual installments of \$3,683,800 principal, plus accrued interest with the balance of \$59,304,273 due December 31, 2024	\$ 62,988	\$ 66,672
\$21,900,000 flexible term note bearing interest up to 5.46% repayable in annual installments of \$336,923 principal, plus accrued interest with the balance of \$8,423,078 due December 31, 2051 (i)	18,194	18,531
\$5,505,000 term note bearing interest at 2.40% interest only payable monthly, due December 31, 2039	5,505	5,505
\$20,984,404 term note bearing interest at 2.21%, interest payable monthly repayable in annual installments of \$839,376 principal with the balance due December 31, 2040	15,109	15,948
\$12,136,000 term note bearing interest at 2.10% interest only payable monthly, due December 31, 2041	12,136	12,136
\$2,871,000 term note bearing interest at 2.90% interest only payable monthly, due June 30, 2044	2,871	2,871
\$3,958,745 term note bearing interest at 1.56% interest only payable monthly, due June 30, 2025	3,959	3,959
<b>TD Bank</b>		
The Utility entered into an interest rate swap to convert the interest rate on the Bankers' Acceptances amounts from a variable interest rate based on the Bankers' Acceptances rates to a fixed rate of 2.06% per annum. Payable in monthly installments of \$47,918 interest and principal with the balance due on September 28, 2035 (ii)	7,413	7,831
The Utility entered into an interest rate swap to convert the interest rate on the Bankers' Acceptance amounts from a variable interest rate based on the Bankers' Acceptance rates to a fixed rate of 3.40% per annum. Payable in monthly installments of \$117,095 interest and principal with the balance due on August 23, 2043 (iii)	20,843	21,527
The Utility entered into an interest rate swap to convert the interest rate on the Bankers' Acceptance amounts from a variable interest rate based on the Bankers' Acceptance rates to a fixed rate of 2.64% per annum. Payable in monthly installments of \$30,868 interest and principal with the balance due on July 14, 2044 (iv)	6,089	6,295
The Utility entered into an interest rate swap to convert the interest rate on the Bankers' Acceptance amounts from a variable interest rate based on the Bankers' Acceptance rates to a fixed rate of 2.06% per annum. Payable in monthly installments of \$20,478 interest and principal with the balance due on November 4, 2045 (v)	4,488	4,640
The Utility entered into an interest rate swap to convert the interest rate on the Bankers' Acceptance amounts from a variable interest rate based on the Bankers' Acceptance rates to a fixed rate of 2.88% per annum. Payable in monthly installments of \$35,853 interest and principal with the balance due on April 30, 2046 (vi)	7,301	7,518

## Yukon Energy Corporation

### Notes to Financial Statements

(tabular amounts in thousands of Canadian dollars)

December 31 2022

#### 14. LONG-TERM DEBT - continued

	December 31 2022	December 31 2021
<b>TD Bank - continued</b>		
The Utility entered into an interest rate swap to convert the interest rate on the Bankers' Acceptance amounts from a variable interest rate based on the Bankers' Acceptance rates to a fixed rate of 4.07% per annum. Payable in monthly installments of \$86,661 interest and principal with the balance due on September 1, 2052 (vii)	\$ 17,914	\$ -
<b>Carmacks Stewart First Nation Liability</b>		
Long-term liability payable to several First Nations related to the building of the Carmacks Stewart Transmission Line. These are non-interest bearing, repayment terms not yet established	141	141
Long-term debt	184,951	173,574
Less: current portion	6,900	6,537
	\$ 178,051	\$ 167,037

**(i) \$21,900,000 Flexible Term Note**

The terms of the flexible term note provide for a maximum amount of interest payable within a calendar year, calculated based on the actual grid generation on the electrical grid system connected with the Mayo Hydro Enhancement Project. The amount of interest payable as a result of the interest rate exceeding the maximum interest payable will abate forever. The actual interest rate on this flexible note was 5.46% (2021 - 5.46%).

**(ii) TD Bank Loan and 2.06% Interest Rate Swap**

On December 28, 2012, the Utility entered into a loan and interest rate swap with TD Bank to arrange financing for the purpose of continuing to develop the electrical infrastructure in the Yukon. On September 11, 2020, the loan and interest rate swap was amended. The amendment changed the interest rate from 2.69% to 2.06% and the termination date from December 28, 2022 to September 28, 2035.

**(iii) TD Bank Loan and 3.40% Interest Rate Swap**

On August 23, 2018, the Utility entered into a loan and interest rate swap with TD Bank to arrange financing for the purpose of continuing to develop the electrical infrastructure in the Yukon. On September 11, 2020, the loan and interest rate swap was amended. The amendment changed the interest rate from 3.67% to 3.40% and the termination date from August 23, 2038 to August 23, 2043.

**(iv) TD Bank Loan and 2.64% Interest Rate Swap**

On July 15, 2019, the Utility entered into a loan and interest rate swap with TD Bank to arrange financing for the purpose of continuing to develop the electrical infrastructure in the Yukon. On September 11, 2020, the loan and interest rate swap was amended. The amendment changed the interest rate from 2.90 % to 2.64% and the termination date from July 14, 2039 to July 14, 2044.

---

## Yukon Energy Corporation

### Notes to Financial Statements

(tabular amounts in thousands of Canadian dollars)

---

December 31 2022

---

#### 14. LONG-TERM DEBT - continued

(v) **TD Bank Loan and 2.06% Interest Rate Swap**

On November 4, 2020, the Utility entered into a loan and interest rate swap with TD Bank to arrange financing for the purpose of continuing to develop the electrical infrastructure in the Yukon. The interest rate swap matures November 4, 2045.

(vi) **TD Bank Loan and 2.88% Interest Rate Swap**

On April 26, 2021, the Utility entered into a loan and interest rate swap with TD Bank to arrange financing for the purpose of continuing to develop the electrical infrastructure in the Yukon. The interest rate swap matures April 30, 2046.

(vii) **TD Bank Loan and 4.07% Interest Rate Swap**

On August 29, 2022, the Utility entered into a loan and interest rate swap with TD Bank to arrange financing for the purpose of continuing to develop the electrical infrastructure in the Yukon. The interest rate swap matures September 1, 2052.

#### Long-term debt repayment

Scheduled repayments for all long-term debt are as follows:

2023	6,900
2024	62,582
2025	7,300
2026	3,408
2027	3,475
Thereafter	101,286
	<b>\$ 184,951</b>

---

The change in long-term debt arising from financing activities during the year related to principal repayments of \$6,614,000 (2021 - \$6,421,000) and the issuance of additional debt in the amount of \$17,991,000 (2021 - \$7,659,000).

#### Fair value

The fair value of long-term debt at December 31, 2022 is \$174,539,000 (2021 - \$179,328,000). The fair value for all long-term debt including current portions was estimated using discounted cash flows based on an estimate of the Utility's current borrowing rate for similar borrowing arrangements.



---

## Yukon Energy Corporation

### Notes to Financial Statements

(tabular amounts in thousands of Canadian dollars)

---

December 31 2022

---

#### 15. POST-EMPLOYMENT BENEFITS

##### Characteristics of benefit plans

The Utility sponsors a defined benefit pension plan for employees joining the Utility before January 1, 2002. The Utility also sponsors an executive defined benefit pension plan and supplemental executive retirement plan for a former executive. Benefits provided are calculated based on length of pensionable service, pensionable salary at retirement age and negotiated rates.

Employees joining the Utility after January 1, 2002 are not eligible to participate in the employee defined benefit pension plan. The Utility makes contributions to a Registered Retirement Savings Plan ("RRSP") on behalf of these employees and employees hired before January 1, 2002 who belonged to the employee defined benefit plan and elected to opt out of that plan. The RRSP is a defined contribution retirement plan. The costs recognized for the period are equal to the Utility's contribution to the plan. During 2022, these were \$559,000 (2021 - \$568,000).

The defined benefit pension plan for employees is regulated by the Office of the Superintendent of Financial Institutions ("OSFI") through the *Pension Benefits Standards Act* and regulations. This Act and accompanying regulations impose, among other things, minimum funding requirements. The executive defined benefit pension plan and supplemental executive retirement plan are not registered with OSFI and are not subject to minimum funding requirements of the Act.

These minimum funding requirements require the Utility to make special payments as prescribed by OSFI to repay any unfunded liability or solvency deficiency that may exist. For the employee defined benefit pension plan the Utility is required to pay \$123,900 for 2023. This amount may change in future years and the current requirements are summarized as follows:

<u>Start Date</u>	<u>Minimum Annual Payment</u>	<u>End Date</u>
January 1, 2018	\$12,900	December 31, 2032
January 1, 2019	\$36,000	December 31, 2033
January 1, 2020	<u>\$75,000</u>	December 31, 2034
	\$123,900	

A committee of the Utility's Board of Directors oversees these plans and is responsible for the investment policy with regard to the assets of these funds.

##### Risks associated with defined benefit plans

The defined benefit pension plans expose the Utility to risk such as investment risk and actuarial risk. Investment risk is the risk that the assets invested will be insufficient to meet expected benefits. Actuarial risk is the risk that benefits paid will be more than expected. There are no particular unusual, entity-specific or plan-specific risks or any significant concentration of risk.

## Yukon Energy Corporation

### Notes to Financial Statements

(tabular amounts in thousands of Canadian dollars)

December 31 2022

#### 15. POST-EMPLOYMENT BENEFITS - continued

Net defined benefit liability	December 31 2022	December 31 2021
<b>Present value of benefit obligations</b>		
Balance, beginning of year	\$ 28,781	\$ 31,318
Employee contributions	43	48
Current service cost	409	468
Interest cost	864	785
Benefits paid	(827)	(814)
Actuarial losses (gains) on experience	319	(856)
Actuarial (gains) on demographic assumptions	(6)	-
Actuarial (gains) on financial assumptions	(7,047)	(2,168)
Balance, end of year	\$ 22,536	\$ 28,781
<b>Fair value of plan assets</b>		
Balance, beginning of year	24,611	22,247
Interest income on plan assets	736	554
(Losses) gains on plan assets	(3,376)	1,963
Employee contributions	43	48
Employer contributions	668	681
Benefits paid	(827)	(814)
Administrative costs	(70)	(68)
Balance, end of year	\$ 21,785	\$ 24,611
Effect of asset ceiling	76	82
Net defined benefit liability	\$ 827	\$ 4,252

---

## Yukon Energy Corporation

### Notes to Financial Statements

(tabular amounts in thousands of Canadian dollars)

---

#### December 31 2022

---

#### 15. POST-EMPLOYMENT BENEFITS - continued

##### Components of benefit plan cost:

	December 31 2022	December 31 2021
Current service cost	\$ 409	\$ 468
Interest cost	864	785
Interest income on plan assets	(736)	(554)
Administrative costs	70	68
Interest cost on effect of asset ceiling	2	-
Defined benefit expense in Statement of Operations	609	767
Defined contribution expense	559	568
Total benefit expense in Statement of Operations	\$ 1,168	\$ 1,335
Actuarial (gains) on obligation	(6,734)	(3,024)
Losses (gains) on plan assets	3,376	(1,963)
Effect of asset ceiling	(8)	82
Total re-measurements included in Other Comprehensive Income	\$ (3,366)	\$ (4,905)
Total benefit costs recognized in Statement of Operations and Other Comprehensive Income	\$ (2,198)	\$ (3,570)

##### Distribution of plan assets of defined benefit pension plans

The fair value of the defined benefit pension plans' assets are based on market values as reported by the defined benefit pension plans' custodians as at each applicable Statement of Financial Position date. The distribution of assets by major asset class is as follows:

	<u>December 31, 2022</u>	<u>December 31, 2021</u>
Equities	43.8%	42.6%
Fixed income securities	31.5%	36.5%
Real estate	24.7%	20.9%

##### Significant assumptions:

	<u>December 31, 2022</u>	<u>December 31, 2021</u>
Discount rate - accrued benefit obligation	5.10%	3.00%
Assumed rate of compensation increase	3.10%	2.80%
Pension growth	2.00%	2.00%

---

## Yukon Energy Corporation

### Notes to Financial Statements

(tabular amounts in thousands of Canadian dollars)

---

December 31 2022

---

#### 15. POST-EMPLOYMENT BENEFITS - continued

##### Sensitivity analysis of the defined benefit pension plans:

The sensitivities of each key assumption used in measuring accrued benefit obligations at each Statement of Financial Position date have been calculated independently of changes in other key assumptions. Actual experience may result in changes in a number of assumptions simultaneously. The sensitivity analysis has been determined based on reasonably possible changes of the respective assumptions occurring at the end of the reporting period. The mortality assumptions are based on the 2014 Canadian Pensioner Mortality Private Table projected with full generational mortality improvements using scale MI-2017.

Assumptions and sensitivity to the recognized post-employment benefits liability balance at December 31, 2022

Assumption	+1%	-1%	+1%	-1%
Discount rate	-11%	13%	\$ (2,431)	\$ 2,965
Salary growth	0.4%	-0.4%	80	(77)
Pension growth	13%	-11%	2,813	(2,357)
Life expectancy (1 year movement)	2%	-2%	517	(529)

Assumptions and sensitivity to the recognized post-employment benefits liability balance at December 31, 2021

Assumption	+1%	-1%	+1%	-1%
Discount rate	-13%	16%	\$ (3,758)	\$ 4,714
Salary growth	1%	-1%	156	(149)
Pension growth	15%	-12%	4,226	(3,472)
Life expectancy (1 year movement)	3%	-3%	830	(836)

The sensitivity analysis presented above may not be representative of the actual change in the defined benefit obligation as it is unlikely that the change in assumptions would occur in isolation of one another as some of the assumptions may be correlated.

Furthermore, in presenting the above sensitivity analysis, the present value of the defined benefit obligation has been calculated using the projected unit credit method at the end of the reporting period, which is the same that is applied in calculating the defined benefit obligation liability recognized in the Statement of Financial Position.

The Utility pays the balance of the cost of the employee benefit plan over the employee contributions, as determined by the actuary. Members are required to contribute 3.5% of earnings up to the Year's Maximum Pensionable Earnings ("YMPE") plus 5% of earnings above the YMPE. Permanent part-time members will have required contributions as above multiplied by their permanent part-time service ratio. Employees can make additional contributions to purchase ancillary benefits. Members choose the ancillary benefit on termination of service or on retirement.

The average duration of the benefit obligation is 12.1 years (2021 - 14.9 years). The Utility expects to make payments of \$230,800 (2021 - \$606,800) to the defined benefit plans during the next financial year.

# Yukon Energy Corporation

## Notes to Financial Statements

(tabular amounts in thousands of Canadian dollars)

### December 31 2022

#### 16. CONTRIBUTIONS IN AID OF CONSTRUCTION

	Government of Canada	Parent since 1998	Yukon Government since 1998	Pre-1998 contributions	Total
<b>Cost:</b>					
At December 31, 2020	\$ 83,694	\$ 89,730	\$ 11,698	\$ 1,739	\$ 186,861
Additions	9,266	-	200	-	9,466
At December 31, 2021	\$ 92,960	\$ 89,730	\$ 11,898	\$ 1,739	\$ 196,327
Additions	6,780	-	-	-	6,780
At December 31, 2022	\$ 99,740	\$ 89,730	\$ 11,898	\$ 1,739	\$ 203,107
<b>Accumulated amortization:</b>					
At December 31, 2020	\$ 8,993	\$ 14,651	\$ 2,720	\$ 1,508	\$ 27,872
Amortization	1,204	1,604	228	44	3,080
At December 31, 2021	\$ 10,197	\$ 16,255	\$ 2,948	\$ 1,552	\$ 30,952
Amortization	1,417	1,607	194	44	3,262
At December 31, 2022	\$ 11,614	\$ 17,862	\$ 3,142	\$ 1,596	\$ 34,214
<b>Net book value:</b>					
At December 31, 2021	\$ 82,763	\$ 73,475	\$ 8,950	\$ 187	\$ 165,375
At December 31, 2022	\$ 88,126	\$ 71,868	\$ 8,756	\$ 143	\$ 168,893

#### 17. DEFERRED REVENUE

	Customer Contributions	IPP Contracts	Decommissioning Fund	Total
At December 31, 2020	\$ 17,345	\$ -	\$ 2,799	\$ 20,144
Additions	717	1,767	13	2,497
Revenue recognized in Sales of Power and Other Revenue	(1,625)	(1,373)	-	(2,998)
At December 31, 2021	\$ 16,437	\$ 394	\$ 2,812	\$ 19,643
Additions	426	3,083	63	3,572
Revenue recognized in Sales of Power and Other Revenue	(1,315)	(3,201)	-	(4,516)
At December 31, 2022	\$ 15,548	\$ 276	\$ 2,875	\$ 18,699

The decommissioning fund represents monies paid in advance by an industrial customer to decommission the spur line that connects its operation to the Utility's grid. Under a power purchase agreement, the customer has the financial responsibility for decommissioning activities to be performed by the Utility on its behalf. Any amounts not required for decommissioning will be refunded to the customer. This money accrues interest at the rate equal to the three month Canadian Dealer Offered Rate ("CDOR"). This amount will be recognized to revenue when uncertainty associated with its recognition is satisfied.

## Yukon Energy Corporation

### Notes to Financial Statements

(tabular amounts in thousands of Canadian dollars)

December 31 2022

#### 17. DEFERRED REVENUE - continued

In order to provide more relevant information about the Utility's contracts, the Utility has presented customer contributions and IPP contracts information on a disaggregated basis in this note. The following table summarizes the impacts on the comparative figures of Deferred Revenue.

	2021 Previously Reported	Change	2021 Reclassified
Customer contracts	\$ 16,831	\$ (394)	\$ 16,437
IPP contracts	-	394	394
Decommissioning fund	2,812	-	2,812
	\$ 19,643	\$ -	\$ 19,643

In addition, the Utility identified that the amount previously reported as customer contributions additions for 2021 had reflected IPP contract additions of \$1,767,000 and revenue recognized of \$1,373,000 on a net basis of \$394,000. The disclosure has been revised to report these on separate lines.

These changes did not impact the financial statements or any other note disclosures.

The following table includes revenue expected to be recognized in the future related to performance obligations that are unsatisfied as at December 31, 2022:

	Less than 1 year	Between 1 and 5 years	More than 5 years	Total
Customer contracts	\$ 1,326	\$ 5,280	\$ 8,942	\$ 15,548
IPP contracts	276	-	-	276
Decommissioning fund	-	-	2,875	2,875
	\$ 1,602	\$ 5,280	\$ 11,817	\$ 18,699

---

## Yukon Energy Corporation

### Notes to Financial Statements

(tabular amounts in thousands of Canadian dollars)

---

December 31 2022

---

#### 18. SALES OF POWER

	2022	2021
Wholesale	\$ 46,993	\$ 46,502
Industrial	20,753	19,438
General service	8,193	8,051
Residential	4,079	4,175
Secondary sales	365	330
Sentinel and street lights	137	137
	<u>\$ 80,520</u>	<u>\$ 78,633</u>

#### 19. OTHER REVENUE

The Utility recognized \$3,201,000 (2021 - \$1,373,000) in other revenue related to IPP contracts (Note 17).

During 2020, deformation was identified in WH1 and WH2 penstocks and major repairs were required. These repairs were completed during 2020 and 2021. The Utility recognized insurance proceeds revenue of \$2,368,000 during 2021. There was no amount for 2022.

The Utility collected the outstanding 2021 insurance receivable during 2022 (Note 5).

#### 20. OPERATIONS AND MAINTENANCE EXPENSES

	2022	2021
Fuel	\$ 11,642	\$ 8,935
Contractors	6,760	4,929
Wages and benefits	6,516	6,696
Regulatory account expenses (Note 10(c))	4,576	6,968
Rent	3,028	2,971
Materials and consumables	2,099	1,284
Travel	409	340
Communication	87	92
Loss on asset disposals	61	1,803
	<u>\$ 35,178</u>	<u>\$ 34,018</u>

---

## Yukon Energy Corporation

### Notes to Financial Statements

(tabular amounts in thousands of Canadian dollars)

---

December 31 2022

---

#### 21. ADMINISTRATION EXPENSES

	2022	2021
Wages and benefits	\$ 7,098	\$ 6,470
Insurance and taxes	2,702	2,380
External labour	1,956	1,893
Materials, consumables and general	1,684	1,787
Licences and fees	1,083	922
Travel	224	86
Board fees	109	115
	<b>\$ 14,856</b>	<b>\$ 13,653</b>

---

#### 22. RELATED PARTY TRANSACTIONS

The Utility is related in terms of common ownership to all YG departments, agencies and Territorial Corporations. Transactions are entered into in the normal course of operations with these entities. All sales of power transactions are recorded at the rates approved by the YUB.

Interim Electrical Rebate program revenues are received from YDC in accordance with terms established by YG which established the program to protect certain ratepayers. These revenues are included in sales of power on the Statement of Operations and Other Comprehensive Income.

The following table summarizes the Utility's related party transactions with YDC for the year:

	2022	2021
<b>Revenue</b>		
Sales of service	\$ 4	\$ 4
Rate subsidy	924	280
<b>Operating expenses</b>		
Interest expense	\$ 3,998	\$ 4,005
<b>Dividends</b>	\$ 11,500	\$ -
<b>Other payments/deductions</b>		
Repayment of long-term debt	\$ 4,860	\$ 4,860

---



---

## Yukon Energy Corporation

### Notes to Financial Statements

(tabular amounts in thousands of Canadian dollars)

---

#### December 31 2022

---

#### 22. RELATED PARTY TRANSACTIONS - continued

At the end of the year, the amounts receivable from and due to related parties are as follows:

	December 31 2022	December 31 2021
YDC		
Accounts receivable	\$ 4,144	\$ 925
Accounts payable	1,012	1,216
Construction financing	21,017	21,017
Dividends payable	11,500	-
Current portion of long-term debt	4,860	4,860
Long-term debt	115,901	120,761
YG		
Accounts receivable	\$ 209	\$ 331
Accounts payable	410	-

---

Included in Accounts receivable from YDC is an amount of \$3,992,000 for capital projects funded by the federal government, which are administered through YG and YDC (2021 - \$896,000).

These balances are non-interest bearing and payable on demand except for construction financing and long-term debt.

#### Transactions with Key Management Personnel

The Utility's key management personnel include ten senior management team positions and nine Board of Directors positions. Key management personnel compensation is as follows:

Year ended December 31	2022	2021
Short-term employee benefits	\$ 1,823	\$ 1,846
Post-employment benefits	145	209
	\$ 1,968	\$ 2,055

---

#### 23. COMMITMENTS

##### Contractual obligations

The Utility has entered into contracts to purchase products or services for which the liability has not been incurred as at December 31, 2022 as the product or service had not been provided. The total commitments at year end are \$72,322,000 (2021 - \$19,901,000).

---

## Yukon Energy Corporation

### Notes to Financial Statements

(tabular amounts in thousands of Canadian dollars)

---

December 31 2022

---

#### 24. CONTINGENCIES

##### Asset Retirement Obligations

The Utility has not recognized a provision for the closure and restoration obligations for certain generation, transmission and distribution assets which the Utility anticipates maintaining and operating for an indefinite period, making the date of retirement of these assets indeterminate. These significant uncertainties around the timing of any potential future cash outflows are such that a reliable estimate of the liability is not possible at this time. A provision will be recognized when the timing of the retirement of these assets can be reasonably estimated.

#### 25. PROVISION FOR ENVIRONMENTAL LIABILITIES

The Utility's activities are subject to various federal and territorial laws and regulations governing the protection of the environment or to minimize any adverse impact thereon. The Utility conducts its operations so as to protect public health and the environment and believes its operations are materially in compliance with all applicable laws and regulations.

The Utility has conducted environmental site assessments at all its diesel plant sites. No significant environmental contamination was found. As at December 31, 2022 no significant provisions for environmental liabilities, for which a legal obligation exists to remediate, have been identified by the Utility. The Utility has its Environmental Management System to monitor and assess previous and potential existing environmental liabilities on an ongoing basis. The Utility does not have a provision for environmental liabilities as there is no significant present obligation to remediate.

#### 26. RISK MANAGEMENT AND FINANCIAL INSTRUMENTS

At December 31, 2022, the Utility's financial instruments included accounts receivable, bank indebtedness, accounts payable and accrued liabilities, construction financing, long-term debt and interest rate swaps. The fair values of accounts receivable, bank indebtedness, accounts payable and accrued liabilities and construction financing approximate their carrying values due to the immediate or short-term maturity of these financial instruments.

Interest rate swaps are financial contracts that derive their value from changes in an underlying variable. The fair value of the interest rate swaps is estimated using standard market valuation techniques and is provided to the Utility by the financial institution that is the counterparty to the transactions.

---

## Yukon Energy Corporation

### Notes to Financial Statements

(tabular amounts in thousands of Canadian dollars)

---

December 31 2022

---

#### 26. RISK MANAGEMENT AND FINANCIAL INSTRUMENTS - continued

##### Interest rate risk

Interest rate risk is the risk that future cash flows or fair value of a financial instrument will fluctuate due to changes in market interest rates. The Utility's future cash flows are not exposed to significant interest rate risk due to its long-term debt having fixed interest rates, with the exception of the Bankers' Acceptances from the TD Bank. The Bankers' Acceptances have had the variable rate converted to a fixed rate using an interest rate swap to eliminate the interest rate risk.

The fair value of the interest rate swap agreements on December 31, 2022 was an asset of \$4,908,000 (2021 - liability of \$2,479,000). The increase in the fair value in 2022 of \$7,387,000 (2021 - \$2,571,000) is recognized on the Statement of Operations and Other Comprehensive Income as an unrealized gain. A 100 basis point increase or decrease in the interest rate assumption would have resulted in an increase/decrease in the interest rate swap agreements fair value of \$6,371,000 (2021 - \$5,020,000).

The Utility has access to a line of credit. As at January 1, 2021, the line of credit was \$36.0 million. Effective April 22, 2021, the line of credit was increased temporarily to \$43.0 million. Effective July 1, 2022, the line of credit was increased temporarily to \$65.0 million. The temporary increase expires June 30, 2023. The account accrues interest on withdrawals at prime rate minus 0.75% (2021 - prime rate minus 0.75%) per annum. The interest rate risk is minimal.

##### Credit risk

Credit risk is the risk of failure of a debtor or counterparty to honour its contractual obligations resulting in financial loss to the Utility.

The following table illustrates the maximum credit exposure to the Utility if all counterparties defaulted:

	December 31 2022	December 31 2021
Accounts receivable	\$ 20,404	\$ 16,123
	\$ 20,404	\$ 16,123

Credit risk on accounts receivable is considered minimal as the Utility has experienced insignificant bad debt in prior years. In addition, its primary customer is a rate regulated utility that purchases power from the Utility for resale and as such these receivables are considered fully collectible. Included in the accounts receivable past due but not impaired at December 31, 2022 is \$4,957,000 (2021 - \$1,517,000), of which \$3,851,000 pertains to one customer. The Utility has established a payment plan with the customer. Subsequent to year end the customer has paid \$2,692,000 resulting in \$1,159,000 remaining outstanding. The Utility expects all amounts will be received in full, and therefore, has not recognized an allowance provision.

---

## Yukon Energy Corporation

### Notes to Financial Statements

(tabular amounts in thousands of Canadian dollars)

---

December 31 2022

---

#### 26. RISK MANAGEMENT AND FINANCIAL INSTRUMENTS - continued

##### Liquidity risk

Liquidity risk is the risk that the Utility will not be able to meet its financial obligations as they fall due. The Utility manages liquidity risk through regular monitoring of cash and currency requirements by preparing cash flow forecasts to identify financing requirements. The Utility's approach to managing liquidity is to ensure, as far as possible, that it will always have sufficient liquidity to meet its liabilities when due, under both normal and stressed conditions, without incurring unacceptable losses or risking damage to the Utility's reputation.

The Utility's largest current liability is current portion of long-term debt which is predominantly due to the Parent. In addition, rate regulation assists the Utility with liquidity management by providing consistent revenues and a consistent debt to equity ratio.

##### Fair values

The following table illustrates the fair value hierarchy of the Utility's financial instruments as at December 31, 2022:

	Quoted prices in active markets (Level 1)	Other observable inputs (Level 2)	Unobservable inputs (Level 3)	Total
Derivative related asset	-	\$4,908	-	\$4,908
Long-term debt	-		\$174,500	\$174,500

---

The following table illustrates the fair value hierarchy of the Utility's financial instruments as at December 31, 2021:

	Quoted prices in active markets (Level 1)	Other observable inputs (Level 2)	Unobservable inputs (Level 3)	Total
Derivative related liability	-	\$2,479	-	\$2,479
Long-term debt	-	-	\$179,300	\$179,300

---

---

## Yukon Energy Corporation

### Notes to Financial Statements

(tabular amounts in thousands of Canadian dollars)

---

December 31 2022

---

#### 27. CAPITAL MANAGEMENT

The Utility's capital is its shareholder's equity which is comprised of share capital, contributed surplus and retained earnings. The Utility manages its equity by managing revenues, expenses, assets and liabilities to ensure the Utility effectively achieves its objectives while remaining a going concern.

The Utility has a policy which defines its capital structure at a ratio of 60% debt and 40% equity. This policy has been reviewed and accepted by the YUB.

The Utility monitors its capital on the basis of the ratio of total debt to total capitalization. Debt is calculated as total borrowings, which is comprised of long-term debt, including the portion of long-term debt due within one year, as well as the decommissioning fund (Note 17). Short-term debt related to assets under construction at the Statement of Financial Position date is excluded from the calculation of total debt, as the assets are similarly excluded from the determination of rate base. Total capitalization is calculated as total debt plus total shareholder's equity as shown on the Statement of Financial Position. The Utility maintains a balance in retained earnings as an indicator of the Utility's equity position.

The table below summarizes the Utility's total debt to total capitalization position:

	December 31	
	2022	2021
Long-term debt due within one year	\$ 6,900	\$ 6,537
Long-term debt	178,051	167,037
Total debt	184,951	173,574
Add decommissioning fund (Note 17)	2,875	2,812
Total debt to include in the calculation	\$ 187,826	\$ 176,386
Share capital	\$ 39,000	\$ 39,000
Contributed surplus	15,968	15,968
Retained earnings	94,796	82,684
Total shareholder's equity	149,764	137,652
Total capitalization	\$ 337,590	\$ 314,038
Total debt to total capitalization	56 %	56 %

There were no changes in the Utility's approach to capital management during the period. During the year, the Utility declared a dividend of \$11,500,000 (2021 - \$0). There is no set payment date.



#### Environmental Benefits Statement

This report is printed on 100 percent postconsumer waste material. It is Forest Stewardship Council TM Canada certified, processed chlorine free, alkaline pH, and meets the credibility of Canadian Standards Association (CSA) for longevity.

By using this paper, Yukon Energy saved the following resources based on a copy run of 50 reports:

Wood Use: 450 kg

Water: 1,850 L

Energy: 300 kWhr

Solid Waste: 25 kg

Greenhouse Gases: 62.50 kg CO<sub>2</sub> equiv.



[yukonenergy.ca](http://yukonenergy.ca)