

Geochemical Report  
On The  
Fortymile Project  
Dow-1 to 28 Quartz Claims  
YD09377 to YD09400  
And  
YD09537 to YD09540

Work Period June 1<sup>st</sup> to September 30<sup>th</sup>, 2010

Located In  
Dawson Mining District  
On  
NTS 116-C-02  
64° 10' Latitude, 140° 43' Longitude

By  
Bernie Kreft

December 21<sup>st</sup>, 2010

## **Table Of Contents**

Location	Page 1
Claim Status Table	Page 1
Access	Page 1
Topography And Vegetation	Page 1
History And Previous Work	Page 1
Yukon Map (figure 1)	Page 2
Regional Map (figure 2)	Page 3
Geology And Mineralization	Page 6
Fortymile Regional Compilation (figure 3)	Page 7
Current Work And Results	Page 9
Browns Gold Geochemistry Maps (figure 4)	Page 10
Browns Arsenic Geochemistry Maps (figure 5)	Page 11
Browns Sample Label Map (figure 6)	Page 12
Fortymile Project Gold Graph (figure 7)	Page 13
Conclusions	Page 14
Recommendations	Page 14
Statement Of Qualifications	Page 15
Statement Of Costs	Page 16
Assay Spreadsheets	At Back
Assay Certificates	At Back

**Location** – The Fortymile Project is located in the Dawson Mining District on NTS mapsheets 116-C-02 at approximately 64° 10' north and 140° 43' east. The area evaluated included the upper portions of the Moose Creek, Browns Creek and Bruin Creek drainage basins with the majority of work concentrated along Browns Creek.

Claim Name	Grant Numbers	Registered Owner	Expiry Date
Dow 1-24	YD09377 to YD09400	Bernard Kreft	
Dow 25-28	YD09537 to YD09540	Bernard Kreft	

\* pending acceptance of this report by the Dawson Mining Recorder

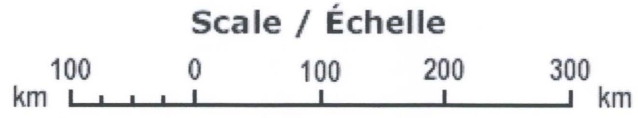
**Access** – Access was achieved by truck from Dawson using the Top Of The World Highway which provides good 2wd access to the south edge of the area explored, a total distance from Dawson of about 80.0 kilometres with a one-way driving time of about 1.0 hour. Extending north off of the highway are numerous un-maintained 4wd roads and rough tracks leading down to the various abandoned placer mining operations located along Moose Creek, Browns Creek and Bruin Creek. Care should be taken when travelling these roads as they are commonly overgrown, and both covered in deadfall from recent forest fires as well as angular slide rock with a penchant for popping tires. Traverses out from these roads were conducted by foot.

**Topography And Vegetation** – The property lies within the un-glaciated Klondike Plateau, which is characterized by low rolling hills dissected by deeply incised stream valleys. This region experienced strong surficial weathering during the early to mid-Tertiary; as a result, natural bedrock exposures are rare, and generally restricted to steep slopes, with the effects of surface weathering extending to depths of as much as 80 metres or more. Overburden and regolithic material appears to average approximately 1.0 metre in thickness, but is certainly deeper in some spots. South facing slopes are generally snow free from early May, with frost leaving the ground by the middle to end of May. North facing slopes are generally free of snow by mid to end of May, with permafrost often remaining year-round. The property is below tree line, with vegetative cover consisting of variable amounts of spruce, poplar, alder and brush, with brush and stunted spruce trees predominating on north facing slopes, higher elevations and in areas of permafrost or poor drainage, while south facing slopes are generally covered by more mature stands of spruce. Several recent forest fires have swept through the area, leaving large areas devoid of moss and vegetative cover resulting in more rock exposure and better soil sampling conditions due to at least partial destruction of permafrost in these areas, but also resulting in increased difficulties for ground traversing due to wind-fall.

**History and Previous Work** – Exploration for the source of the placer gold in the Klondike region has been of an ebb and flow nature since 1898. Although historical prospecting efforts resulted in several interesting discoveries such as Lone Star and King Solomons Dome, many more discoveries (Underworld, Ten Mile, Coffee) have occurred since the development and subsequent improvement of exploration methods such as soil sampling, trace element geochemistry and geophysics. The “oldtimers” were often unsuccessful likely due to poorly understood geology and controls on mineralization, thick overburden, abundant vegetative cover and a variable thickness of regolithic material all conspiring to make historical methods of prospecting of limited use and effect. Modern discoveries have come about through the usage of soil geochemistry in combination with mechanized trenching. These discoveries span a variety of deposit types including thrust fault

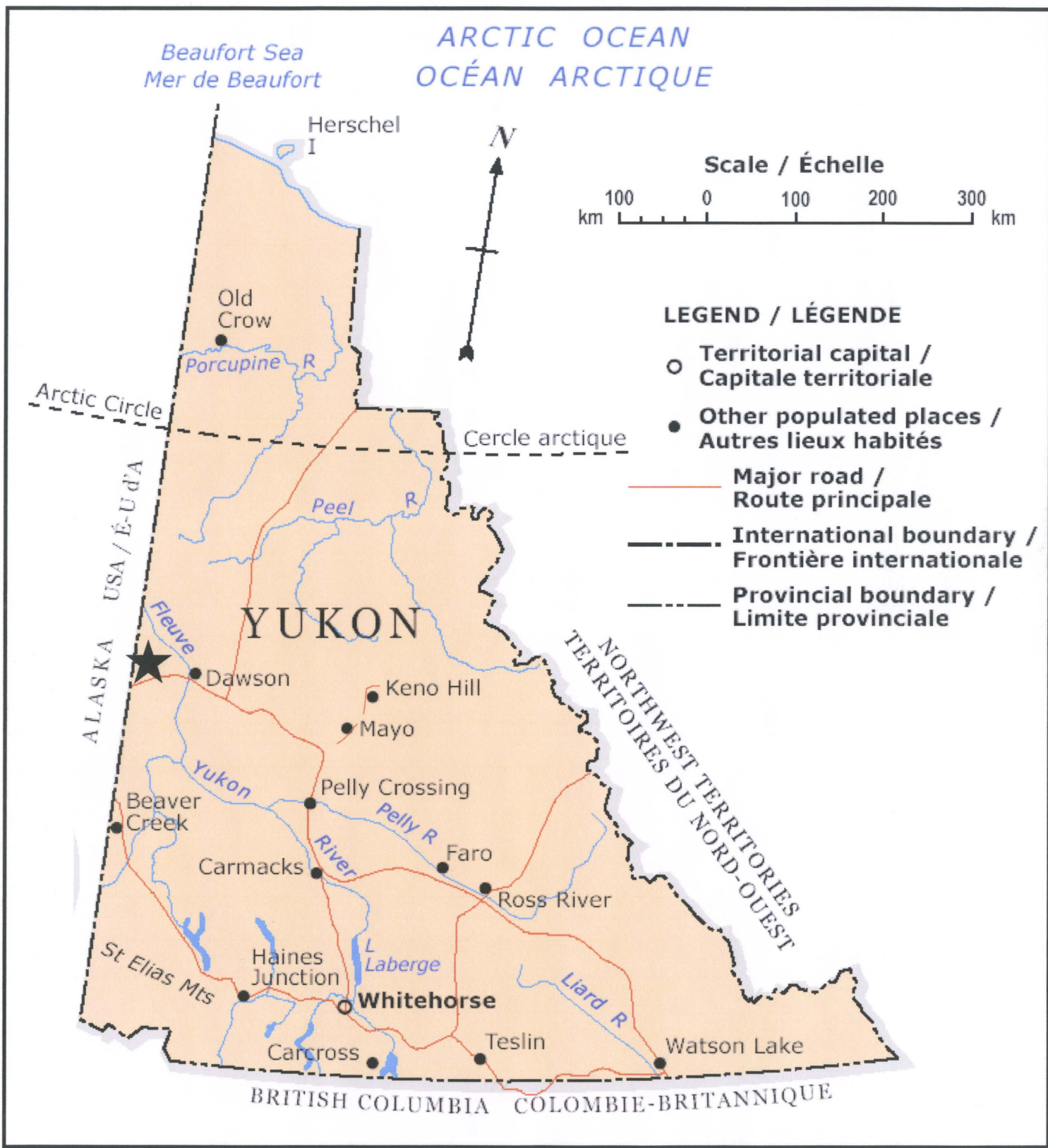
ARCTIC OCEAN  
Océan Arctique

Beaufort Sea  
Mer de Beaufort



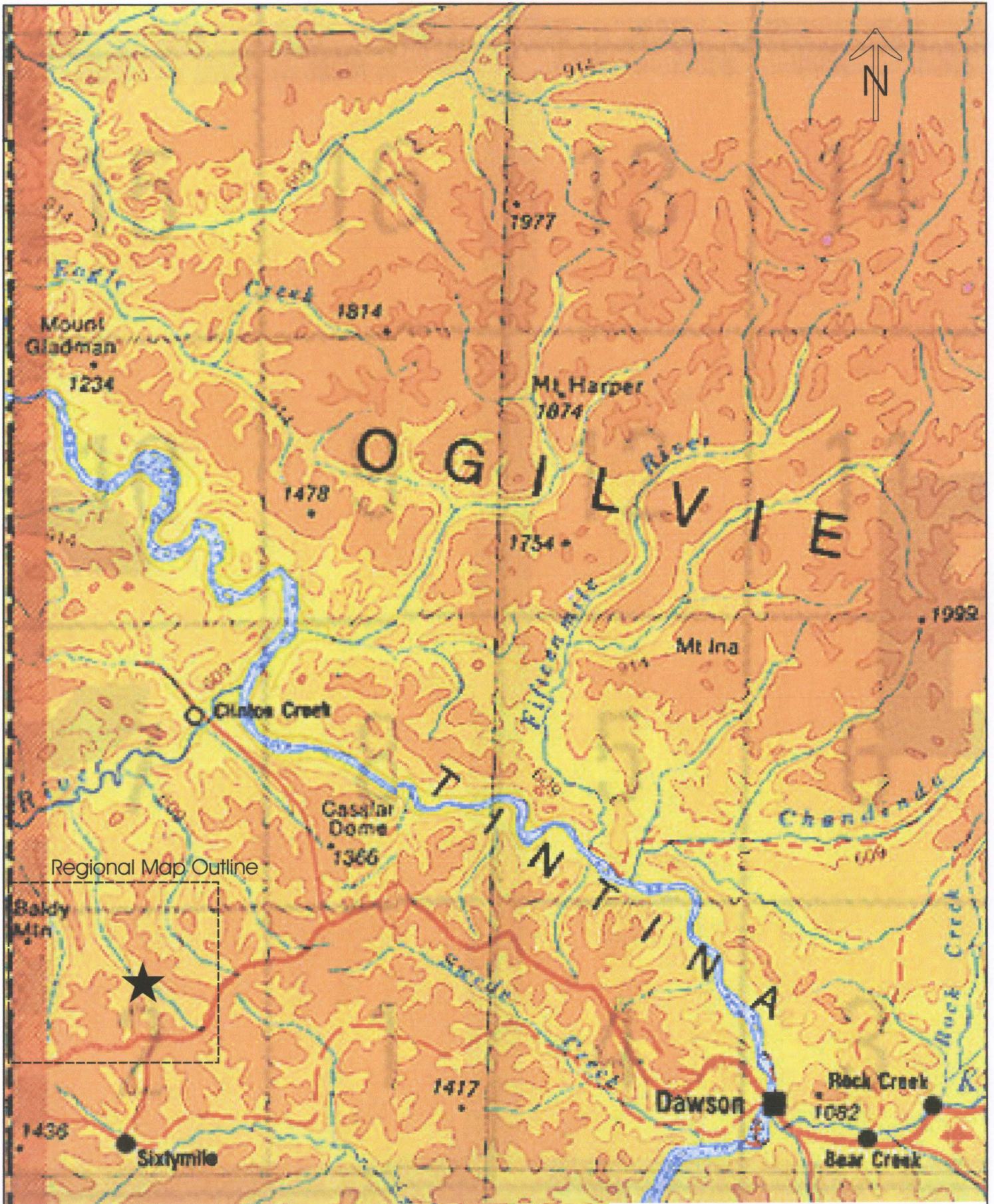
LEGEND / LÉGENDE

- Territorial capital / Capitale territoriale
- Other populated places / Autres lieux habités
- Major road / Route principale
- - - International boundary / Frontière internationale
- - - Provincial boundary / Limite provinciale



Target Area ★

To Accompany: 2010 Fortymile Final Report	December 18th, 2010
By: Bernie Kreft	Figure 1



Fortymile Project ★

116-C (east half) and 116-B (west half)  
1:500,000 (approximately)

related quartz veins and associated auriferous alteration haloes, areas of brecciation and silicification related to intrusives or faults, and intrusive hosted gold; providing a much broader spectrum of target types than the simple quartz veins historically thought to be the source of the Klondike gold.

Mining and exploration in the Fortymile project area has been dominated by production from placer gold deposits as well as exploration for VMS type deposits. Although a reasonable estimate of placer production for the project area since 1978 is from 6,000 to 8,000 ounces of gold, and numerous quartz claims have been staked in the area, with undoubtedly some work devoted to finding a source for the placer deposits, there is only one assessment report devoted to hard-rock gold exploration work in the public domain, high-lighting the un-explored nature of the area. Work by Resource Engineering during the 1993 field season (AR 093128) resulted in the discovery of the Tam Zone which reportedly consists of brecciated, silicified and limonitic Nasina Series quartzite and gneiss grading up to 2.0 g/t Au in a zone roughly parallel to a thrust fault, the surface trace of which is marked by the presence of elongate bodies of serpentinized ultramafic rocks.

Research and compilation of hard-rock as well as placer data has resulted in the definition of at least 15 distinct targets or work areas including (see compilation map for location details):

Lower Moose – Located in the NW corner of the project area, Lower Moose Creek was mined for placer gold during the period 1989-90 and 1993-2002. Placer miners reported areas of decomposed bedrock, as well as occasional gold with quartz attached, both of which are potentially indicative of a nearby lode source. Mining operations were conducted within a 1.0 kilometre long stretch of creek located immediately downstream from a thrust fault. Gold is approximately 84.5% pure.

Moose Creek – This is an area of relatively consistent operations since 1978 covering a 5.5 kilometres stretch of creek, with the upstream-most workings ending just downstream of a thrust fault. Sluicing within several kilometres of the thrust encountered areas of decomposed bedrock, as well as gold with a black coating (manganese staining?), gold with quartz attached and small bright and angular pieces of gold containing magnetite, all of which are potentially indicative of a nearby lode source. Gold is approximately 85.5% pure.

Upper Moose Creek – Sluicing and exploration occurred during 1995 and 1996 and resulted in the discovery of nugget gold with individual pieces up to ¼ ounce in size with little fine gold.

Moose Trib – Significant sluicing operations extend up this side tributary for approximately 500 metres, with testing and exploration for approximately another 500 metres. No results were reported.

Lower Browns Creek – Sluicing operations during 1989-1994 were conducted over a 4.0 kilometre stretch of creek with the upstream-most workings ending just downstream of a thrust fault. Operators reported areas of decomposed bedrock and mostly fine gold with some chunky and ragged nuggets, both of which are potentially indicative of a nearby lode source. Gold is approximately 80% pure.

Browns Creek – Work during the period of 1989-1990 covered a 2.5 kilometres stretch of creek, recovering fine-grained gold with purity of 80%. Although this area of creek cannot be directly related to a thrust fault, it does occur only 3.5 kilometres downstream of a thrust fault and the gold-bearing Tam Showing. Significantly, two highly anomalous gold-arsenic R.G.S. silt sample sites, potentially indicative of nearby bedrock mineralization, have been located at and immediately upstream of the mined area.

Upper Browns – Test work and limited amounts of mining, with unknown results, were noted along this portion of Browns Creek, with the upper most area of work located approximately 1.5km upstream from the Tam Showing.

Bruin Creek – Sluicing operations during 1989-1992 were conducted over a 2.5 kilometre stretch of creek with the upstream-most workings ending just downstream of a thrust fault. Gold recovered consisted of small pieces with highly variable shapes and a purity of 80%.

Chilly – This is an area where numerous quartz claims were staked. It is located at the surface trace of a thrust fault in the vicinity of a pronounced positive magnetic anomaly related to serpentized magnetite mineralized volcanic rocks, just upstream of the upper-most placer workings on Bruin Creek. Although no data is available on work results, the geological setting as well as the amount of claims staked (41) and the fact that they were kept in good standing for several years suggests gold potential probably exists in this area.

Tam – Work by Resource Engineering during the 1993 field season (AR 093128) resulted in the discovery of the Tam Zone which consists of brecciated, silicified and limonitic Nasina Series quartzite and gneiss grading up to 2.0 g/t Au in a zone roughly parallel to a thrust fault, the surface trace of which is marked by the presence of elongate bodies of serpentized ultramafic rocks. Only limited work was completed at this site, with a total of 10 samples assayed for gold, suggesting significant remaining exploration potential. Of potentially greater significance is the fact that the showing confirms the potential for gold mineralization proximal to a thrust fault, thereby providing an obvious exploration target when exploring for the source of the various placers.

Impaired – Limited staking was conducted at this site with no data available on work results. It is located between two R.G.S. silt sample sites with highly anomalous gold and arsenic and at the upstream end of the Browns Creek placer workings.

Hamburger – Limited staking was conducted at this site with no data available on work results. It is located near the surface trace of the same thrust fault which appears to be a controlling feature for the Tam occurrence and several of the placer deposits.

Chels – Claim staking and exploration has been conducted at this site which covers the surface trace of a thrust fault. Although gold values were reportedly returned from quartz-carbonate veins and breccia, subsequent work failed to duplicate the anomalous results. It is felt that the reported style of mineralization fits within the target types that likely occur in the region, and therefore there may be some validity to the reported gold values, and the discrepancy between assay results of the various

programs may be a result of lab error or erratically disseminated coarse gold. Work during 2010 confirmed the presence of anomalous gold, silver, lead, molybdenum and antimony within brecciated and silicified rocks.

Pub – Numerous exploration programs have been dedicated towards the Cu-Zn-Pb VMS exploration potential of this site. Although several poly-metallic anomalies have been encountered, over-all exploration potential is thought to be low.

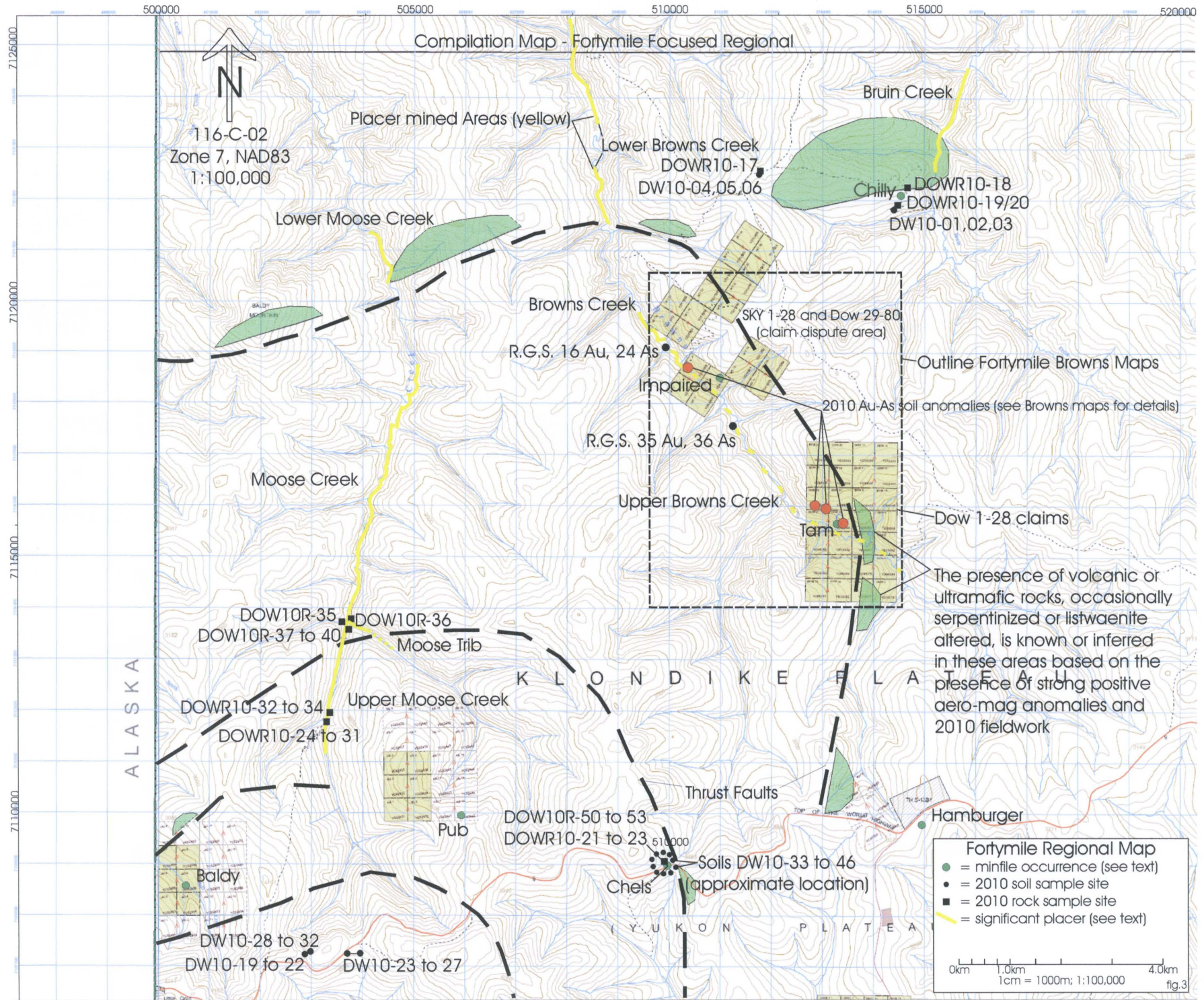
Baldy – Numerous exploration programs have been dedicated towards the Cu-Zn-Pb VMS exploration potential of this site. Although several poly-metallic anomalies have been encountered, over-all exploration potential is thought to be low.

Historical data from the project area helps define widespread placer mining activities with very little documented, and no systematic, work directed towards locating a hard-rock source for the placer gold. Potential for structurally related, as well as intrusive hosted or related, gold mineralization is thought to be good.

**Geology And Mineralization** – The project is situated on the southwest side of the Tintina Fault, within the Tintina Gold Belt (TGB), a geological and geochemical environment favorable for locating economic gold deposits associated with mid-Cretaceous granitic intrusions. Significant discoveries within the TGB include Donlin Creek, Pogo and Fort Knox, while significant Yukon occurrences include Brewery Creek, Dublin Gulch, Coffee, Rau and Underworld. Mineralization at these deposits covers a wide spectrum of high-grade mesothermal veins, intrusion hosted sheeted veins, large-tonnage and low-grade disseminations and stockworks, skarns and mantos, with the majority of mineralization intrusion related and often having a strong structural control. A recent significant surge in local exploration activity has occurred since the discovery by Underworld Resources of the Golden Saddle and Arc deposits at the White Gold Project. This “rush” is ongoing as of the date of writing and, due to more recent discoveries by Kaminak at Coffee and Atac at Rau, shows no sign of slowing.

At Golden Saddle, intrusion-related gold mineralization is preferentially hosted within metamorphosed felsic intrusive units, as well as felsic and mafic metavolcanic rocks, with the principal host rock a granitoid that has been metamorphosed to augen gneiss. Gold is associated with quartz veins, stockwork and breccia zones, as well as pyrite veinlets and disseminations, with better-grade mineralization found in proximity to ultramafic units. The alteration assemblage includes pervasive albite, carbonate, sericite and silicification. The main mineralized zone strikes to the northeast, with a gentle to moderate dip to the northwest. The generally lower grade and smaller Arc Deposit is hosted by metasedimentary rocks (quartzite), and is typified by hydrothermal breccias and silicification, with mineralization associated with arsenic and antimony, which is distinct to the Golden Saddle deposit which contains only limited amounts of sulphides. At Coffee, gold mineralization has been found within schist and gneiss units as well as granitic intrusives. Gold values are associated with zones of shearing, brecciation, silicification, clay a/o sericite alteration mineralized with variable amounts of fresh to fully oxidized sulphides occurring within micro-fracture networks, veins and in the matrix of breccias. A correlation between gold values and





several pathfinder elements, including arsenic, antimony, molybdenum, mercury and barium has been noted. Structure is the key control on mineralization at Coffee.

Publicly available government generated geoscience data for the area of the Fortymile Project is very lacking. Geological maps and geophysical data are outdated and only exist at the broadest of scales, and are therefore incapable of providing detailed exploration guidance. Significant geoscience databases exist for adjacent mapsheets in the Yukon as well as Alaska, and the 2010 geological observations for the Fortymile Project area lean heavily on this data.

Outcrops at higher elevations on the ridge east of Browns Creek consist of carbonate and clastic rocks cut by rare volcanic dykes. Outcrops of Nasina Series quartzite, graphitic schist and quartz muscovite schist are found below this unit. At the contact between these two units are occurrences of mafic to ultramafic rocks, variably serpentized, with occasional areas of extensive limonite development and listwaenite alteration. It appears that the carbonate-clastic unit forms the hanging-wall to the thrust, the surface trace of which is marked by the variably altered mafic to ultramafic unit. Occurring within the Nasina Series metasediments are several porphyritic granodiorite to quartz diorite dykes, sills or elongate plugs presumed to be Jurassic in age. Known areas of intrusive are associated with increased arsenic in soil content, but appear to be somewhat distal to areas of gold in soil enrichment. Actual extent of the intrusives is unknown so it may be that the gold in soil values are located at, or within, the yet to be determined margins of the intrusive bodies.

While insufficient work has been completed to fully define structure and faulting within the target area, the following is proposed. Moose Creek appears to follow a significant north-south structure, with areas of extensive gouge development located among placer tailings in the creek bed. Areas of shearing were noted among the placer mining pits just downstream of the Ljub soil anomaly on Browns Creek, and it seems plausible that the valley bottom follows a northwest trending structure similar to Moose Creek. The Tam gold soil anomalies appear to be on trend with a series of well defined northeast trending topographic linears (faults?) located in the west bank of Browns Creek. Mapping and geophysical surveys have helped define at least three thrust faults within the area, with most of the placer deposits and known hard-rock gold targets located proximal to these thrusts. Mapping and geophysical surveys on the Alaskan side of the border have helped define the continuation of this series of thrust faults, placing them near the upstream end of the productive portions of the Walker Fork and Canyon Creek placer deposits (Yeend USGS Bulletin 2125; DGGS PIR 2002-1B A-1 Quadrangle).

Although the source of the placer gold within the Fortymile project area remains an enigma, a likely scenario consists of areas of brittle bedrock such as the Jurassic intrusives which have been cut by structures thereby providing an area suitable for the introduction of gold-bearing fluids. Mineral exploration on the Alaskan side of the border has encountered several mineral occurrences similar to the above described scenario. Near the upstream end of the Canyon Creek placer paystreak, recent sampling has encountered "interesting" gold-arsenic anomalies where a conductive fault zone intersects a Jurassic aged intrusive. At the Napoleon prospect shear zones within a Jurassic aged pluton contain quartz vein hosted and disseminated pyrite, hematite, epidote, carbonate, sericite and tungsten (as scheelite?). Age dating of sericite alteration adjacent to a mineralized quartz vein gave an age of 127.8ma which is interpreted to reflect the timing of mineralization.

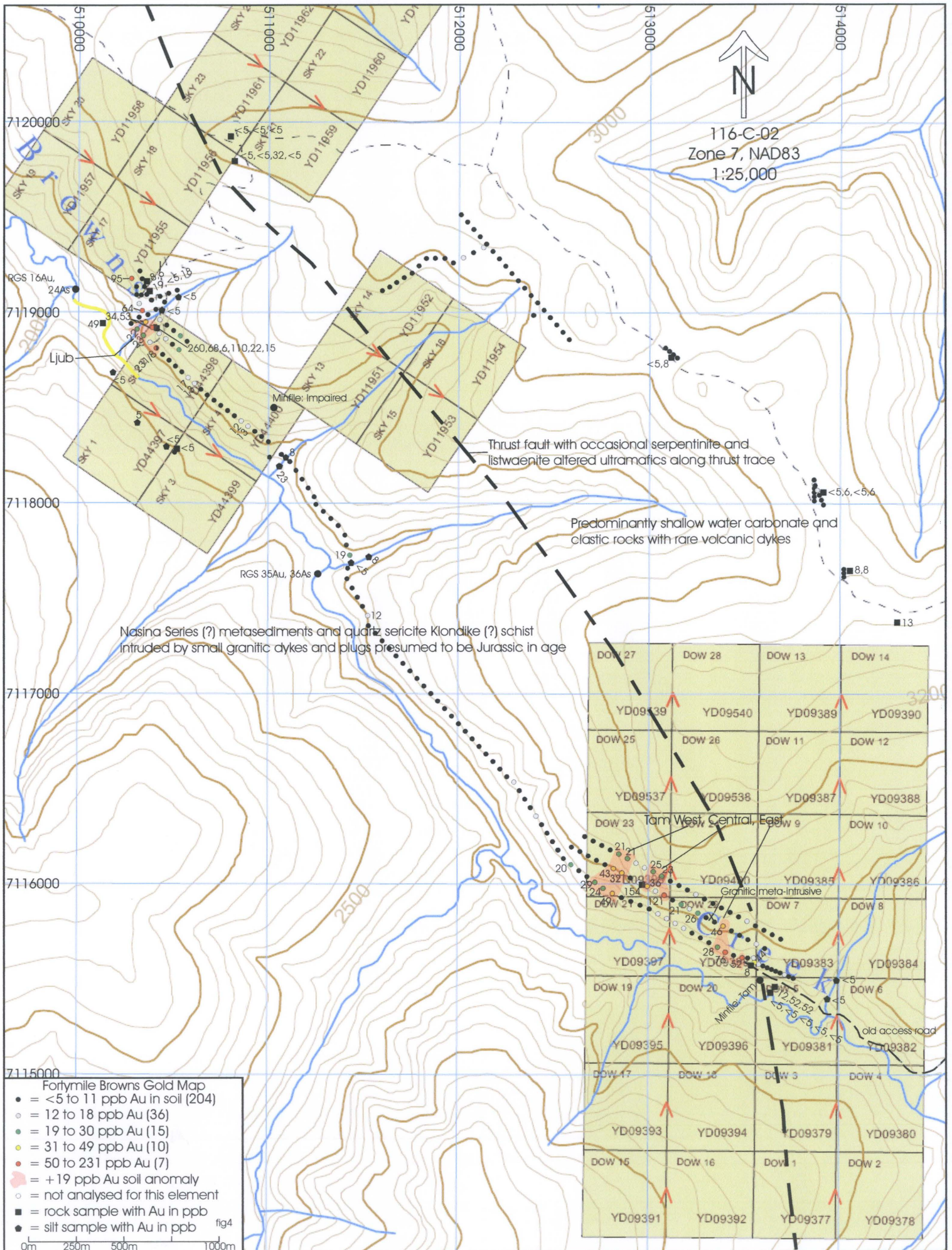
The geological setting, geochemical signature and amount of placer gold production helps define the Fortymile Project as a highly auriferous area with excellent potential for hosting Tintina Gold Belt styles of mineralization.

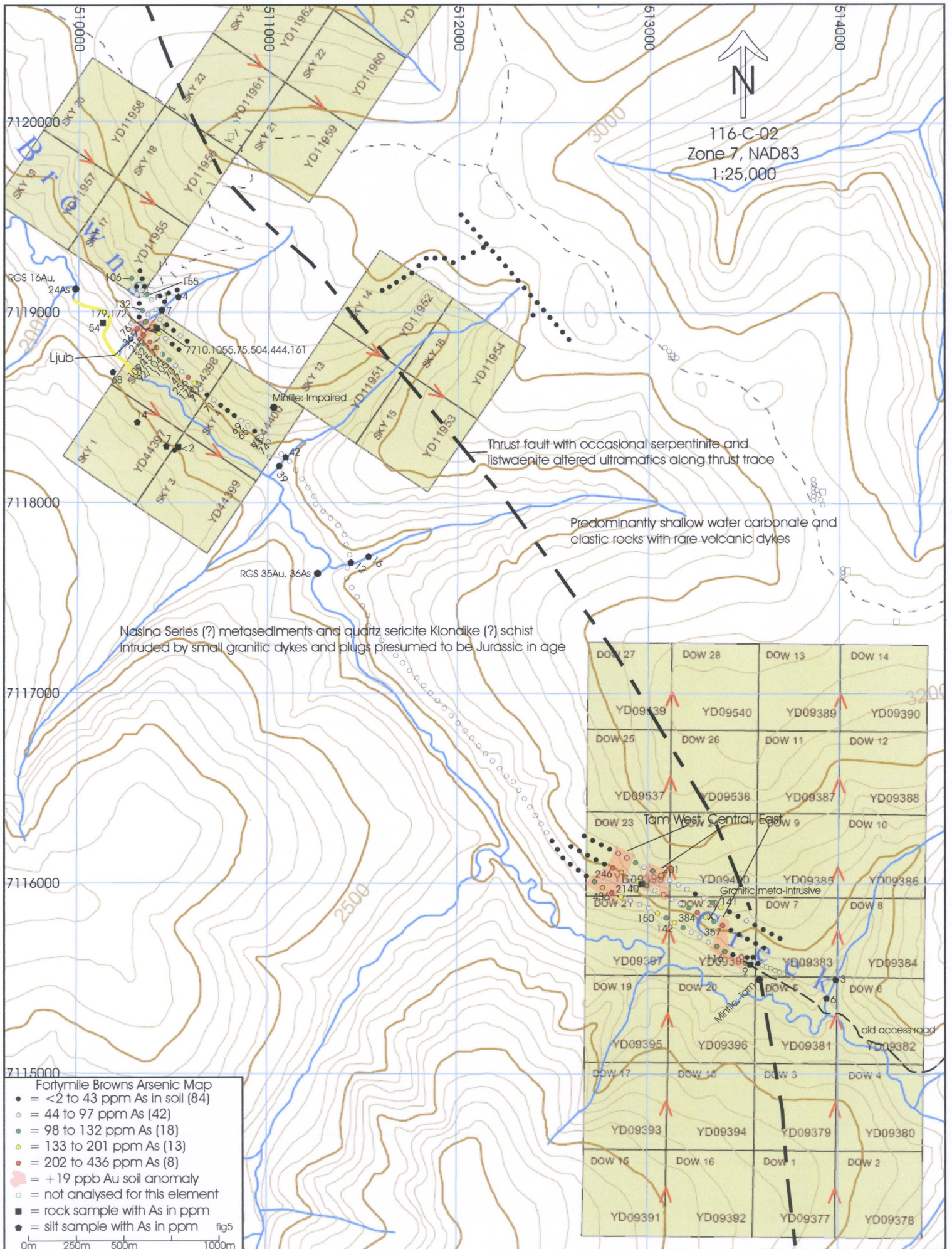
**Current Work And Results** – Work consisted of claim staking, road rehabilitation and prospecting as well as rock and soil sampling, and was concentrated along the south facing slope of Browns Creek and scattered throughout the remainder of the project area. A total of 272 soil samples were taken at an average 50 metre interval on variably spaced lines. Sampled material was taken from the C horizon, found at an average depth of 30-80 centimetres, using hand held augers. Soil sampling conditions were good, apart from very steep slopes, or at high elevations, where soil development is limited. A total of 67 rock samples were collected from rare outcrops, placer mining pits, small hand dug pits, or from float/talus occurrences. A total of 11 silt samples were taken from active stream channels varying in size from small steep side-hill seeps to regular stream channels. All sample sites were marked in the field using flagging inscribed with the sample code, with sample medium placed in industry standard soil sample envelopes or poly rock bags. Samples were analyzed by Chemex using their Au-AA23 (30g fire assay) and their ME-ICP41 (35 element aqua regia) packages.

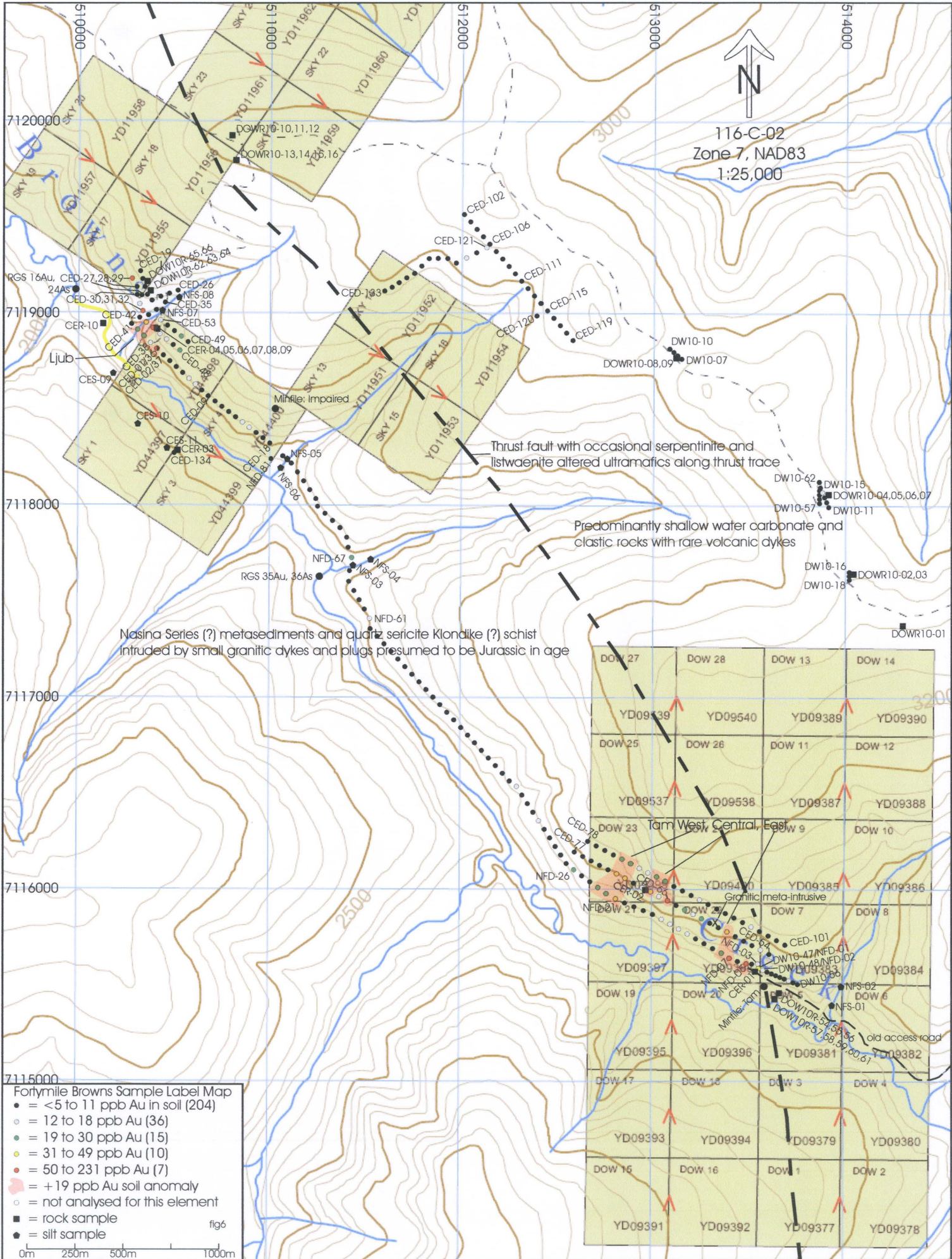
Road rehabilitation resulted in rough four-wheel drive access to the Ljub anomaly while road access ends approximately 2.0 kilometres from the Tam anomalies. Several wash-out areas were rebuilt by hand, abundant windfall and second growth alders were cut, and large amounts of angular talus were manually cleared from the various road beds.

Work along Browns Creek resulted in the definition of four gold-arsenic soil anomalies, three of which (Tam East, Tam Central, Tam West) are located within the existing Dow Claims, and one of which (Ljub) is on disputed ground. The three Tam anomalies include a total of 15 anomalous soil sample sites ranging from 21-121 ppb gold, averaging 42 ppb gold. These gold anomalies occur within a 700 metre wide and 250 metre long open-ended arsenic soil anomaly with values ranging from 61 to 436 ppm arsenic. Although the gold anomalies are found entirely within the arsenic anomaly, there is no direct correlation between high values of the two elements. Two rock samples were taken within this anomalous area, with a float sample of silicified heterolithic breccia (mostly sedimentary in origin) returning 154 ppb gold and 2140 ppm Arsenic. The Ljub anomaly is located on Browns Creek 3.5 kilometres downstream from the Tam anomalies, and consists of a total of 5 anomalous soil sample sites ranging from 8-231 ppb gold, averaging 62 ppb gold. The highest soil sample site (231 ppb gold) was re-sampled and returned only 8 ppb gold, suggesting either lab error or erratically disseminated gold within the soil at this site. Prospecting and hand pitting within the Ljub anomaly yielded 6 rock samples, with peak values of 260 ppb gold and 7710 ppm arsenic returned from a sample of quartz sericite altered Nasina series schist with disseminated and fracture controlled arsenopyrite. All four gold in soil anomalies are open in at least one direction.

Other important anomalous areas include several soil samples grading up to 41 ppb Au taken from an area at the headwaters of Moose Creek and several rock samples with values of up to 401 ppb Au taken from the immediate vicinity of the Chels Showing. Significantly, the area of anomalous soil samples occurs at the headwaters of Moose Creek and Little Gold Creeks, two heavily placer mined creeks. Geology in the immediate vicinity of the soil samples consists of occasionally quartz veined







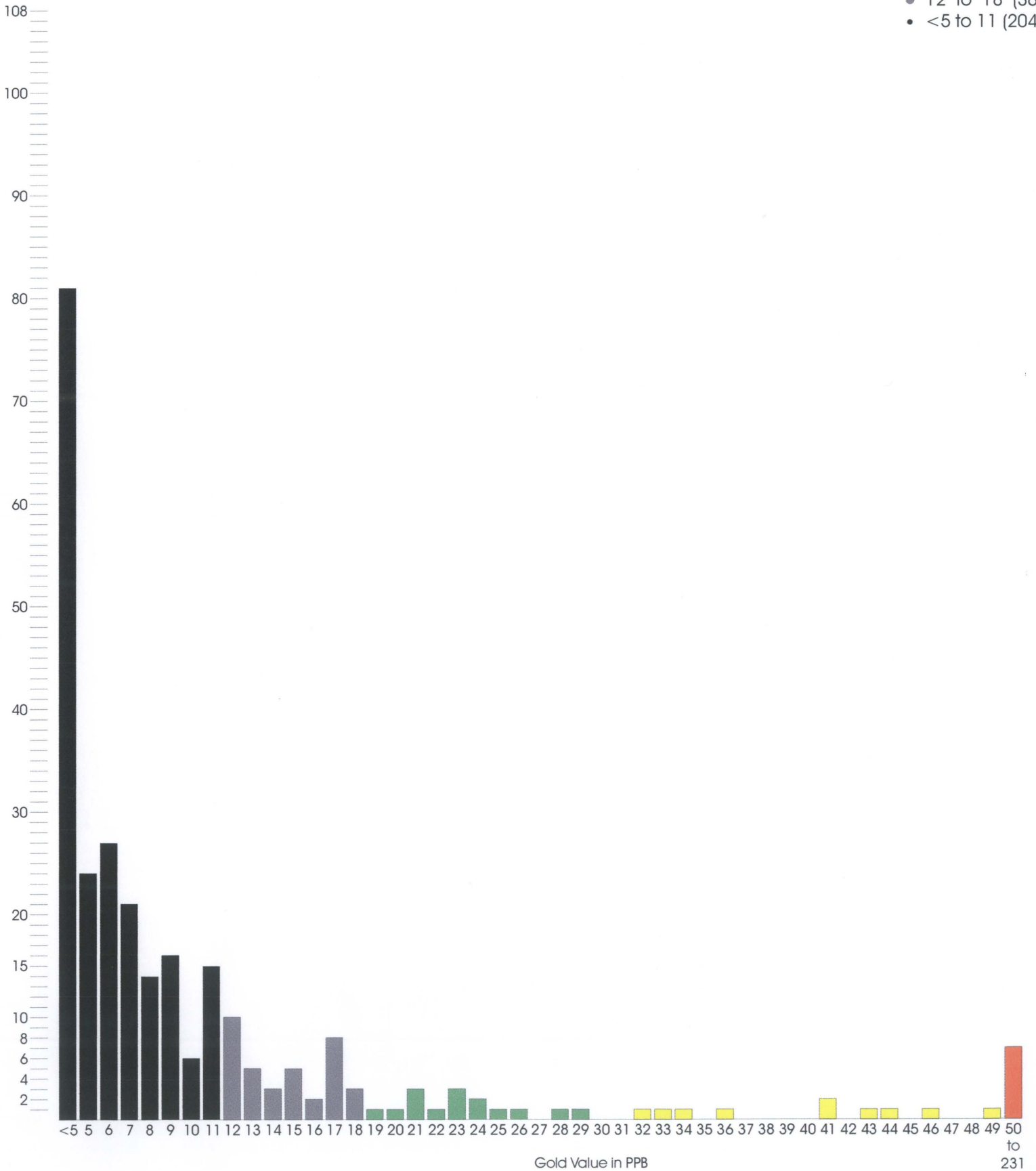
- Fortymile Browns Sample Label Map
- = <5 to 11 ppb Au in soil (204)
  - = 12 to 18 ppb Au (36)
  - = 19 to 30 ppb Au (15)
  - = 31 to 49 ppb Au (10)
  - = 50 to 231 ppb Au (7)
  - = +19 ppb Au soil anomaly
  - = not analysed for this element
  - = rock sample
  - = silt sample

DOW 27	DOW 28	DOW 13	DOW 14
YD09139	YD09540	YD09389	YD09390
DOW 25	DOW 26	DOW 11	DOW 12
YD09537	YD09538	YD09387	YD09388
DOW 23	DOW 9	DOW 10	
YD09410	YD09385	YD09386	
DOW 21	DOW 7	DOW 8	
YD09397	YD09384	YD09384	
DOW 19	DOW 20	DOW 6	
YD09395	YD09396	YD09381	YD09382
DOW 17	DOW 18	DOW 5	DOW 4
YD09393	YD09394	YD09379	YD09380
DOW 15	DOW 16	DOW 1	DOW 2
YD09391	YD09392	YD09377	YD09378

Number  
Of  
Samples  
Per  
Value

Fortymile Project  
(fig 7)  
Data Derived From Gold Analyses Of 272 Soil Samples  
Samples Taken During The 2010 Season From The Gulf Project

- Gold in Soils (ppb)
- 50 to 378 (7)
  - 31 to 49 (10)
  - 19 to 30 (15)
  - 12 to 18 (36)
  - <5 to 11 (204)



and fuchsite altered Nasina or Klondike schist with traces of pyrite. Geology at the Chels showing consists of heavily silicified, and variably brecciated, bleached and weakly pyritic rocks of unknown age and type. Although gold values peak at a modest 401 ppb, values of up to 15.2 ppm Ag, 392 ppm Pb, 57 ppm Sb and 48 ppm Mo also occur and suggest the possibility for an intrusive related mineralizing system.

Silt sampling yielded a total of eleven samples, and although no highly anomalous values were returned, sampling did encounter a few anomalies as well as show the applicability of silt sampling in this terrain. This is especially significant for east and north facing slopes which, are generally poorly suited for soil sampling due to widespread permafrost, but do contain a large amount of seeps and small run-offs year around. One creek within the claim dispute area returned gold values of 23 and 8 ppb as well as arsenic values of 39 and 42 ppm, all of which can be considered at least weakly anomalous. Soil sampling in this vicinity failed to return any anomalous values and therefore any potential source will be upstream from the silt sample sites. Sampling of several seeps west of the Ljub soil anomaly encountered one highly anomalous value of 68 ppm arsenic unfortunately only less than detection limit gold was returned from this sample.

**Conclusions** – One auriferous showing and five gold soil anomalies were located with a minimal amount of work, covering only a small portion of what is deemed to be the most favourable ground within Fortymile Project area based on the presence of significant amounts of placer gold. All six anomalous zones remain open for expansion in at least one direction, with 5 of 6 zones classified as 2010 grassroots discoveries. The three Tam anomalies occur within a 700 metre wide arsenic soil anomaly suggesting excellent potential for the location of a robust and sizeable mineralizing system in this area. Geology and geochemistry is similar to that which occurs at Coffee, Underworld and several discoveries in the Alaskan portion of the Fortymile district. Soil sampling is an effective exploration method for south and west facing slopes while silt and seep sampling will be effective on generally frozen north and east facing slopes. Even though there is a significant lack of industry or government generated geoscience data with which to direct exploration in the area, the widespread occurrence of placer gold indicated a highly mineralized area which was proven by the ease at which 2010 discoveries were made.

**Recommendations** – Further work is recommended. The construction of a large soil sampling grid as well as prospecting work including hand pitting and rock sampling is required for the Tam anomalous area. Prospecting and reconnaissance scale soil and silt sampling traverses are required for the following placer occurrences: Bruin Creek, Lower Browns Creek, Lower Moose Creek, Moose Creek, Upper Moose Creek and Moose Trib. All existing showings should be geologically mapped in an effort to better define their respective economic potential as well as to provide target types with which to help direct further regional exploration. The idea of conducting a multi-disciplinary (magnetics, resistivity/conductivity, radiometrics) airborne geophysical survey should also be entertained. Subsequent work is dependant on results of this phase.



## **Statement Of Qualifications**

I, Bernie Kreft, directed and participated in the exploration work described herein.

I have over 23 years prospecting experience in the Yukon.

This report is based on fieldwork directed by myself, and includes information from various publicly available assessment reports.

This report is based on fieldwork completed during the 2010 field season.

This report is based on fieldwork completed on the Dow 1-28 quartz claims.

Respectfully Submitted,

---

Bernie Kreft

**Statement Of Costs**

Truck Travel (7 site visits, plus on site travel 2364km x \$0.595/km)	\$1,406.58
Chemex and Inspectorate (assaying 272 soils, 11 silts and 65 rocks)	\$9,000.55
Report Writing and Duplication	\$2,000.00
Wages Shari Thompson (3 days x \$250/day)	\$750.00
Wages Jarret Kreft (5 days x \$225/day)	\$1,125.00
Wages Justin Kreft (3 days x \$225/day)	\$675.00
Wages Bernie Kreft (7 days x \$350/day)	\$2,450.00
C.J.Greig and Associates (collect 93 samples x \$28/sample)	\$2,604.00
Food And Camp Supplies (18 man days x \$100/day)	<u>\$1,800.00</u>
Total	\$21,811.13

Staking (Coureur de Bois)	\$7,800.00
Staking (Fireweed Heli)	<u>\$2,358.83</u>
Total	\$10,158.83

Grand Total \$31,969.96

Sample	Type	Size	Description	NAD83E	NAD83N	WEI-21	AuAA23	MEICP41	MEICP41	MEICP41	MEICP41	MEICP41	MEICP41
						Weight	Au	Ag	As	Mo	Ni	Pb	Sb
						kg	ppm	ppm	ppm	ppm	ppm	ppm	ppm
						0.02	0.005	0.2	2	1	1	2	2
CER-01	Rock	grab	brx qtz vein	513558	7115590	0.48	0.008	<0.2	9	<1	1	4	<2
CER-02	Rock	grab	silic heterolithic brx sed with trace sulphide	512953	7116013	1.4	0.154	1.5	2140	<1	49	8	11
CER-03	Rock	grab	limonitic qtz chlor schist weathered vugs	510510	7118274	0.5	<0.005	<0.2	<2	<1	<1	4	<2
CER-04	Rock	grab	qtz-ser alt schist with diss and frac aspy	510394	7118916	1.08	0.26	0.5	7710	<1	<1	3	<2
CER-05	Rock	grab	qtz sericite schist limonitic frags	510394	7118916	1.34	0.068	<0.2	1055	<1	<1	15	<2
CER-06	Rock	grab	as above dark grey (not bleached?)	510394	7118916	1.3	0.006	<0.2	75	<1	20	<2	<2
CER-07	Rock	grab	as per 5	510394	7118916	0.9	0.11	0.2	504	<1	<1	7	<2
CER-08	Rock	grab	limonitic altered 5 with possible aspy	510394	7118916	1	0.022	<0.2	444	1	10	12	<2
CER-09	Rock	grab	limonitic qtz vein poss aspy	510394	7118916	0.8	0.015	<0.2	161	<1	<1	<2	<2
CER-10	Rock	grab	highly pyritic limonitic qtz sericite schist	510129	7118939	0.42	0.049	0.2	54	10	11	10	<2
DOW10R-50	Rock	grab	silic bleached limonitic ? rock	510046	7109025	0.56	0.085						
DOW10R-51	Rock	grab	as above	510046	7109025	0.72	0.038						
DOW10R-52	Rock	grab	silic limonitic grey conglomerate?brx?	510046	7109025	0.46	0.262	15.2	88	48	2	392	57
DOW10R-53	Rock	grab	silic limonitic brx schist	510046	7109025	0.96	0.064						
DOW10R-54	Rock	grab	earthy red limonite	513668	7115463	0.64	0.012						
DOW10R-55	Rock	grab	yellow limonite	513668	7115463	0.6	0.052						
DOW10R-56	Rock	grab	talus fines from limonite area	513668	7115463	0.58	0.052						
DOW10R-57	Rock	grab	fuchsite altered limonitic sed rock	513663	7115451	0.72	<0.005						
DOW10R-58	Rock	grab	mafic dyke?	513663	7115451	0.64	<0.005						
DOW10R-59	Rock	grab	qtz veined dolomite	513663	7115451	0.5	<0.005						
DOW10R-60	Rock	grab	limonitic brx sed rock with calcite veins	513663	7115451	0.74	<0.005						
DOW10R-61	Rock	grab	rusty talus fines	513663	7115451	0.42	<0.005						
DOW10R-62	Rock	grab	limonitic altered qtz-feld-ppy	510354	7119080	0.8	0.019						
DOW10R-63	Rock	grab	qtz muscovite schist	510354	7119080	1.02	<0.005						
DOW10R-64	Rock	grab	as above limonitic	510354	7119080	0.76	0.018						
DOW10R-65	Rock	grab	as above with patchy iron-carb alteration	510316	7119029	1.48	0.008						
DOW10R-66	Rock	grab	as per 64 but hematitic as well	510316	7119029	0.9	0.006						
DOWR10-01	Rock	grab	calcite vein in limestone	514303	7117378		0.013						
DOWR10-02	Rock	grab	limonitic pyritic qtz vein (boudin?)	514028	7117647		0.008						
DOWR10-03	Rock	grab	weakly limonitic qtz	514028	7117647		0.008						

Sample	Type	Size	Description	NAD83E	NAD83N	Weight	Au	Ag	As	Mo	Ni	Pb	Sb
DOWR10-04	Rock	grab	limonitic fractured qtzt	513915	7118056		<0.005						
DOWR10-05	Rock	grab	silic qtzt with trace py	513915	7118056		0.006						
DOWR10-06	Rock	grab	as per 4 bleached and vuggy	513915	7118056		<0.005						
DOWR10-07	Rock	grab	hematitic brx qtzt	513915	7118056		0.006						
DOWR10-08	Rock	grab	limonitic brx qtzt with small vugs	513120	7118774		<0.005						
DOWR10-09	Rock	grab	as above	513120	7118774		0.008						
DOWR10-10	Rock	grab	hematitic banded sed rock	510796	7119923		<0.005						
DOWR10-11	Rock	grab	weakly brx bleached limonitic qtzt	510796	7119923		<0.005						
DOWR10-12	Rock	grab	rusty limonitic gouge	510796	7119923		<0.005						
DOWR10-13	Rock	grab	pyritic bedded qtzt	510824	7119791		<0.005						
DOWR10-14	Rock	grab	limonitic qtz vein	510824	7119791		<0.005						
DOWR10-15	Rock	grab	limonitic brx qtzt with small vugs	510824	7119791		0.032						
DOWR10-16	Rock	grab	fractured qtzt with fe-carb on fracs	510824	7119791		<0.005						
DOWR10-17	Rock	grab	bleached limonitic micro-veined qtzt	511783	7122563		<0.005						
DOWR10-18	Rock	grab	serpentinized volcanic with magnetite	514674	7122146		<0.005						
DOWR10-19	Rock	grab	limonitic bleached qtzt	514316	7121829		0.008						
DOWR10-20	Rock	grab	limonitic qtz veins cutting qtzt	514316	7121829		<0.005						
DOWR10-21	Rock	grab	limonitic brx qtzt with small vugs	510075	7109040		0.28						
DOWR10-22	Rock	grab	bleached and brx limonitic qtzt	510089	7109061		0.401						
DOWR10-23	Rock	grab	veined and bleached qtzt	510089	7109061		0.108						
DOWR10-24	Rock	grab	brx volcanic rock	503271	7111817	1.02	0.006	<0.2	<2	1	65	3	<2
DOWR10-25	Rock	grab	pyritic qtz vein	503271	7111817	0.68	0.005	<0.2	3	1	1	5	<2
DOWR10-26	Rock	grab	qtz biotite schist with discordant qtz vein	503271	7111817	0.54	0.005	<0.2	4	2	6	5	<2
DOWR10-27	Rock	grab	fuchsite altered qtzt with trace py	503271	7111817	1.06	<0.005	<0.2	2	1	36	3	<2
DOWR10-28	Rock	grab	as above heavy fuchsite	503271	7111817	0.72	0.005	<0.2	3	1	30	11	<2
DOWR10-29	Rock	grab	brx qtz carbonate vein with py near carb	503271	7111817	2.08	<0.005	0.3	<2	1	5	36	<2
DOWR10-30	Rock	grab	fractured qtz tourmaline vein	503271	7111817	1.5	0.008	0.6	12	1	9	2	<2
DOWR10-31	Rock	grab	bedded qtzt with discordant qtz vns	503271	7111817	2.12	<0.005	<0.2	4	1	9	2	<2
DOWR10-32	Rock	grab	grey-white-black gouge	503285	7111984	0.56	0.027	0.3	3	2	272	15	4
DOWR10-33	Rock	grab	rusty gouge	503285	7111984	0.6	<0.005	0.2	2	2	20	16	<2
DOWR10-34	Rock	grab	grey black brx rock with fuchsite	503285	7111984	0.66	0.006	<0.2	2	1	293	2	<2
DOWR10-35	Rock	grab	pyritic carb altered qtzt	503784	7113715	1.14	<0.005	<0.2	3	1	2	4	<2
DOWR10-36	Rock	grab	limonitic qtzt cut by vuggy qtz vns	503709	7113753	1.14	<0.005	<0.2	2	1	1	7	<2

Sample	Type	Size	Description	NAD83E	NAD83N	Weight	Au	Ag	As	Mo	Ni	Pb	Sb
DOWR10-37	Rock	grab	thin bedded qtzt with syng py	503709	7113753	0.8	0.005	0.6	3	18	41	5	<2
DOWR10-38	Rock	grab	pyritic qtz mica schist	503709	7113753	0.34	0.009	0.7	3	1	93	5	<2
DOWR10-39	Rock	grab	qtzt with pyrite on frac planes	503709	7113753	0.52	<0.005	0.3	2	3	26	6	<2
DOWR10-40	Rock	grab	qtz py vein cutting chlorite schist	503709	7113753	0.72	0.033	2	13	1	317	3	3
CES-09	Silt			510182	7118687	0.64	<0.005	0.2	68	2	35	9	<2
CES-10	Silt			510310	7118421	0.46	0.005	<0.2	14	1	11	6	<2
CES-11	Silt			510465	7118294	0.48	<0.005	<0.2	7	1	8	6	<2
NFS01	Silt			513916	7115416	0.84	<0.005	<0.2	6	<1	81	5	<2
NFS02	Silt			513970	7115510	0.78	<0.005	<0.2	3	<1	65	8	<2
NFS03	Silt			511442	7117693	0.82	<0.005	<0.2	12	<1	37	9	<2
NFS04	Silt			511536	7117715	0.78	0.008	<0.2	16	<1	46	9	<2
NFS05	Silt			511084	7118259	0.88	0.008	<0.2	42	<1	66	11	<2
NFS06	Silt			511061	7118215	1.02	0.023	<0.2	39	<1	75	11	<2
NFS07	Silt			510437	7119004	0.68	<0.005	<0.2	7	<1	43	5	<2
NFS08	Silt			510530	7119062	0.72	<0.005	<0.2	4	<1	40	4	<2
CED-001	Soil			510413	7118808	0.26	0.231	<0.2	109	<1	57	13	<2
CED-002	Soil			510447	7118776	0.3	<0.005	0.2	92	<1	58	12	<2
CED-003	Soil			510482	7118743	0.26	0.011	0.4	105	<1	112	13	<2
CED-004	Soil			510516	7118711	0.44	0.007	0.4	70	<1	67	16	<2
CED-005	Soil			510551	7118679	0.18	0.006	0.2	47	<1	65	8	<2
CED-006	Soil			510583	7118656	0.42	0.017	0.3	256	<1	76	9	<2
CED-007	Soil			510615	7118633	0.2	0.013	0.2	173	<1	71	13	<2
CED-008	Soil			510649	7118601	0.34	<0.005	<0.2	71	<1	72	8	<2
CED-009	Soil			510684	7118570	0.18	<0.005	<0.2	7	<1	46	4	<2
CED-010	Soil			510722	7118542	0.56	0.006	<0.2	71	<1	119	6	<2
CED-011	Soil			510760	7118514	0.24	<0.005	<0.2	11	<1	36	7	<2
CED-012	Soil			510895	7118479	0.28	<0.005	<0.2	10	<1	34	5	<2
CED-013	Soil			510829	7118444	0.3	0.009	<0.2	18	<1	30	6	<2
CED-014	Soil			510869	7118414	0.3	0.012	0.2	69	<1	44	9	<2
CED-015	Soil			510909	7118384	0.3	0.013	<0.2	65	<1	37	26	<2
CED-016	Soil			510938	7118367	0.38	0.005	<0.2	32	<1	38	11	<2
CED-017	Soil			510967	7118350	0.34	0.011	<0.2	93	<1	239	13	<2
CED-018	Soil			510964	7118381	0.4	<0.005	<0.2	74	<1	78	17	<2

Sample	Type	Size	Description	NAD83E	NAD83N	Weight	Au	Ag	As	Mo	Ni	Pb	Sb
CED-019	Soil			510325	7119216	0.28	<0.005	<0.2	4	<1	63	12	<2
CED-020	Soil			510332	7119186	0.32	<0.005	<0.2	3	<1	87	13	<2
CED-021	Soil			510344	7119136	0.32	0.005	<0.2	16	<1	71	10	<2
CED-022	Soil			510360	7119091	0.36	0.006	<0.2	105	<1	19	21	<2
CED-023	Soil			510384	7119064	0.3	0.006	<0.2	55	<1	10	27	<2
CED-024	Soil			510429	7119083	0.22	0.006	<0.2	14	<1	45	11	<2
CED-025	Soil			510470	7119100	0.42	<0.005	<0.2	3	<1	66	9	<2
CED-026	Soil			510518	7119116	0.36	<0.005	<0.2	5	<1	118	4	<2
CED-027	Soil			510331	7119091	0.28	0.011	<0.2	58	<1	11	22	<2
CED-028	Soil			510306	7119133	0.24	0.007	<0.2	14	<1	8	10	<2
CED-029	Soil			510281	7119176	0.26	0.095	0.5	106	<1	8	28	<2
CED-030	Soil			510307	7119091	0.22	0.01	<0.2	97	<1	20	24	2
CED-031	Soil			510320	7119041	0.28	0.013	0.3	32	<1	34	13	<2
CED-032	Soil			510333	7118999	0.26	0.064	0.6	132	<1	46	14	<2
CED-033	Soil			510363	7118981	0.22	<0.005	0.4	57	<1	27	8	<2
CED-034	Soil			510408	7119010	0.24	0.008	<0.2	56	<1	33	12	<2
CED-035	Soil			510451	7119054	0.34	<0.005	0.2	25	<1	21	15	<2
CED-036	Soil			510413	7118808	0.36	0.008	0.3	157	<1	78	11	<2
CED-037	Soil			510447	7118776	0.22	0.007	0.5	104	<1	68	9	<2
CED-038	Soil			510404	7118816	0.3	0.017	0.2	327	<1	47	11	<2
CED-039	Soil			510362	7118857	0.22	0.023	0.2	218	1	38	11	<2
CED-040	Soil			510319	7118896	0.28	0.022	<0.2	369	1	151	22	<2
CED-041	Soil			510276	7118938	0.2	0.006	0.2	76	<1	25	11	<2
CED-042	Soil			510310	7118972	0.3	0.008	0.2	35	<1	29	9	<2
CED-043	Soil			510359	7118944	0.38	0.034	0.2	119	<1	85	17	<2
CED-044	Soil			510394	7118916	0.28	0.053	<0.2	179	<1	36	10	<2
CED-045	Soil			510430	7118889	0.28	0.017	<0.2	172	1	26	12	<2
CED-046	Soil			510464	7118860	0.3	0.012	0.2	64	1	49	11	<2
CED-047	Soil			510497	7118830	0.34	<0.005	0.2	32	<1	85	9	<2
CED-048	Soil			510530	7118801	0.26	0.023	0.7	42	<1	98	14	2
CED-049	Soil			510573	7118845	0.32	0.006	<0.2	42	<1	59	11	2
CED-050	Soil			510538	7118873	0.22	0.024	<0.2	75	<1	57	11	<2
CED-051	Soil			510502	7118901	0.24	0.005	<0.2	36	<1	72	9	2

Sample	Type	Size	Description	NAD83E	NAD83N	Weight	Au	Ag	As	Mo	Ni	Pb	Sb
CED-052	Soil			510465	7118930	0.32	<0.005	0.2	23	<1	38	7	<2
CED-053	Soil			510428	7118958	0.26	0.015	0.4	96	2	118	20	<2
CED-054	Soil			513614	7115663	0.36	0.007	<0.2	20	<1	36	8	<2
CED-055	Soil			513569	7115641	0.32	0.014	0.4	39	1	70	16	2
CED-056	Soil			513524	7115619	0.34	0.011	0.3	29	1	22	21	<2
CED-057	Soil			513480	7115729	0.24	0.007	<0.2	36	2	19	27	<2
CED-058	Soil			513437	7115751	0.32	0.006	0.2	48	1	13	11	<2
CED-059	Soil			513394	7115774	0.26	0.046	0.5	357	2	23	25	<2
CED-060	Soil			513351	7115796	0.28	0.006	<0.2	103	1	10	12	<2
CED-061	Soil			513308	7115820	0.28	0.007	<0.2	188	1	21	19	<2
CED-062	Soil			513260	7115840	0.34	0.026	<0.2	384	1	15	15	<2
CED-063	Soil			513215	7115862	0.24	0.012	0.3	115	2	15	16	<2
CED-064	Soil			513169	7115885	0.32	0.021	0.3	88	1	38	11	<2
CED-065	Soil			513122	7115906	0.2	0.009	0.2	61	1	17	9	<2
CED-066	Soil			513079	7115934	0.28	0.121	0.5	93	1	16	10	<2
CED-067	Soil			513037	7115963	0.36	0.018	0.2	91	2	25	9	<2
CED-068	Soil			512995	7115988	0.32	0.036	<0.2	119	1	19	16	<2
CED-069	Soil			512953	7116013	0.2	0.012	<0.2	185	2	28	8	<2
CED-070	Soil			512908	7116036	0.3	0.01	<0.2	80	2	26	8	<2
CED-071	Soil			512863	7116061	0.3	0.032	<0.2	160	2	23	8	<2
CED-072	Soil			512819	7116083	0.28	0.043	0.2	246	2	36	18	<2
CED-073	Soil			512773	7116107	0.3	0.009	0.2	38	1	31	17	<2
CED-074	Soil			512728	7116129	0.34	0.008	0.2	34	1	36	31	<2
CED-075	Soil			512685	7116151	0.4	0.011	0.3	18	1	25	25	<2
CED-076	Soil			512642	7116174	0.3	0.005	<0.2	18	1	16	20	<2
CED-077	Soil			512598	7116195	0.32	0.006	<0.2	22	1	2	25	<2
CED-078	Soil			512670	7116252	0.3	<0.005	0.3	14	1	25	35	<2
CED-079	Soil			512715	7116230	0.24	0.008	<0.2	31	1	37	18	<2
CED-080	Soil			512761	7116210	0.3	0.005	0.3	16	1	14	11	<2
CED-081	Soil			512806	7116189	0.3	<0.005	<0.2	26	1	24	15	<2
CED-082	Soil			512848	7116161	0.4	0.021	<0.2	61	2	30	10	<2
CED-083	Soil			512891	7116133	0.28	0.021	<0.2	97	2	21	9	<2
CED-084	Soil			512932	7116114	0.34	0.013	<0.2	131	2	21	9	<2

Sample	Type	Size	Description	NAD83E	NAD83N	Weight	Au	Ag	As	Mo	Ni	Pb	Sb
CED-085	Soil			512973	7116095	0.24	0.015	0.2	87	1	21	7	<2
CED-086	Soil			513017	7116071	0.32	0.025	0.2	109	1	26	8	<2
CED-087	Soil			513062	7116048	0.22	0.023	0.3	201	1	22	9	<2
CED-088	Soil			513107	7116024	0.3	0.011	<0.2	68	1	16	10	<2
CED-089	Soil			513152	7116001	0.34	0.009	<0.2	46	1	18	13	<2
CED-090	Soil			513200	7115976	0.4	0.008	<0.2	49	1	21	14	<2
CED-091	Soil			513249	7115952	0.26	0.015	0.2	43	1	26	23	<2
CED-092	Soil			513296	7115927	0.26	0.008	0.3	68	1	16	18	<2
CED-093	Soil			513346	7115903	0.22	0.006	0.3	131	1	20	17	<2
CED-094	Soil			513392	7115881	0.26	0.008	0.3	141	1	7	15	<2
CED-095	Soil			513438	7115859	0.34	0.006	0.2	38	1	12	13	<2
CED-096	Soil			513485	7115830	0.36	0.009	0.3	41	1	15	12	<2
CED-097	Soil			513533	7115802	0.3	0.018	0.3	51	1	16	14	<2
CED-098	Soil			513572	7115778	0.26	0.006	0.3	16	<1	42	8	<2
CED-099	Soil			513611	7115754	0.24	0.005	0.4	19	<1	58	9	<2
CED-100	Soil			513654	7115732	0.5	0.005	0.2	22	1	52	7	2
CED-101	Soil			513698	7115710	0.24	<0.005	0.2	3	<1	74	<2	<2
CED-102	Soil			512009	7119514	0.22	0.006	0.4	19	<1	108	9	<2
CED-103	Soil			512043	7119476	0.26	<0.005	<0.2	16	<1	78	7	<2
CED-104	Soil			512077	7119440	0.38	<0.005	<0.2	6	<1	49	9	<2
CED-105	Soil			512112	7119404	0.26	<0.005	0.2	5	<1	31	9	<2
CED-106	Soil			512148	7119365	0.4	0.007	0.2	5	<1	80	9	<2
CED-107	Soil			512184	7119323	0.14	0.01	<0.2	10	<1	31	9	<2
CED-108	Soil			512220	7119284	0.4	0.005	0.2	12	<1	327	13	3
CED-109	Soil			512256	7119244	0.46	<0.005	0.2	2	1	55	11	<2
CED-110	Soil			512288	7119206	0.22	<0.005	0.2	7	1	28	10	<2
CED-111	Soil			512320	7119168	0.26	0.007	0.2	11	1	27	10	<2
CED-112	Soil			512353	7119130	0.42	<0.005	0.3	<2	<1	40	12	<2
CED-113	Soil			512385	7119092	0.22	<0.005	0.2	7	<1	27	7	<2
CED-114	Soil			512419	7119053	0.4	0.006	0.3	7	<1	22	6	<2
CED-115	Soil			512454	7119015	0.18	<0.005	0.3	7	<1	24	6	<2
CED-116	Soil			512489	7118974	0.32	0.005	0.3	9	<1	30	10	<2
CED-117	Soil			512523	7118936	0.18	<0.005	0.3	8	<1	30	8	<2



Sample	Type	Size	Description	NAD83E	NAD83N	Weight	Au	Ag	As	Mo	Ni	Pb	Sb
CED-118	Soil			512551	7118898	0.3	0.007	0.2	9	<1	25	7	<2
CED-119	Soil			512580	7118860	0.2	0.007	<0.2	3	<1	13	3	<2
CED-120	Soil			512392	7118957	0.12	<0.005	0.2	8	<1	19	7	<2
CED-121	Soil			512128	7119345	0.24	0.012	0.4	6	<1	37	11	<2
CED-122	Soil			512074	7119312	0.4	<0.005	<0.2	<2	<1	12	5	<2
CED-123	Soil			512021	7119279	0.3	0.013	0.2	8	<1	31	8	<2
CED-124	Soil			511970	7119260	0.26	<0.005	0.2	7	1	22	10	<2
CED-125	Soil			511932	7119250	0.28	0.008	0.4	8	1	46	8	<2
CED-126	Soil			511885	7119250	0.28	<0.005	0.3	6	1	23	9	<2
CED-127	Soil			511839	7119249	0.22	<0.005	0.5	7	1	56	9	3
CED-128	Soil			511798	7119228	0.3	<0.005	<0.2	8	1	18	10	<2
CED-129	Soil			511757	7119207	0.22	<0.005	<0.2	5	1	29	7	3
CED-130	Soil			511727	7119168	0.38	<0.005	0.2	8	1	33	10	<2
CED-131	Soil			511696	7119128	0.28	<0.005	<0.2	11	1	35	11	<2
CED-132	Soil			511650	7119120	0.3	0.005	<0.2	11	1	33	10	<2
CED-133	Soil			511603	7119113	0.26	<0.005	<0.2	8	1	24	6	2
CED-134	Soil			510507	7118273	0.34	<0.005	<0.2	19	6	9	21	<2
DW10-01	Soil			514336	7121850		0.009						
DW10-02	Soil			514317	7121834		<0.005						
DW10-03	Soil			514299	7121819		<0.005						
DW10-04	Soil			511790	7122549		<0.005						
DW10-05	Soil			511766	7122566		0.009						
DW10-06	Soil			511793	7122585		<0.005						
DW10-07	Soil			513146	7118764		<0.005						
DW10-08	Soil			513125	7118776		0.009						
DW10-09	Soil			513104	7118795		0.006						
DW10-10	Soil			513083	7118815		<0.005						
DW10-11	Soil			513914	7117997		0.009						
DW10-12	Soil			513899	7118014		0.007						
DW10-13	Soil			513883	7118034		0.005						
DW10-14	Soil			513880	7118062		0.016						
DW10-15	Soil			513869	7118095		0.011						
DW10-16	Soil			514016	7117649		0.005						

Sample	Type	Size	Description	NAD83E	NAD83N	Weight	Au	Ag	As	Mo	Ni	Pb	Sb
DW10-17	Soil			514015	7117630		0.006						
DW10-18	Soil			514013	7117611		0.011						
DW10-19	Soil			502925	7107196	0.32	0.017						
DW10-20	Soil			502893	7107190	0.32	0.012						
DW10-21	Soil			502862	7107184	0.22	0.01						
DW10-22	Soil			502830	7107178	0.38	<0.005						
DW10-23	Soil			503691	7107253	0.36	<0.005						
DW10-24	Soil			503733	7107249	0.44	0.009						
DW10-25	Soil			503795	7107253	0.5	0.009						
DW10-26	Soil			503871	7107256	0.34	0.007						
DW10-27	Soil			503941	7107255	0.38	0.009						
DW10-28	Soil			502925	7107196	0.44	0.041	1	56	4	32	8	<2
DW10-29	Soil			502946	7107206	0.38	0.033	0.9	48	4	33	10	<2
DW10-30	Soil			502967	7107216	0.36	0.016	0.7	23	4	30	8	<2
DW10-31	Soil			502988	7107226	0.26	<0.005						
DW10-32	Soil			503009	7107236	0.28	<0.005						
DW10-33	Soil			509992	7108953	0.46	<0.005						
DW10-34	Soil			510033	7108939	0.3	0.006						
DW10-35	Soil			510079	7108915	0.48	0.005						
DW10-36	Soil			510126	7108890	0.44	<0.005						
DW10-37	Soil			510172	7108861	0.38	<0.005						
DW10-38	Soil			510219	7108832	0.42	<0.005						
DW10-39	Soil			509977	7108996	0.5	<0.005						
DW10-40	Soil			509989	7109045	0.38	0.006						
DW10-41	Soil			510012	7109085	0.3	<0.005						
DW10-42	Soil			510035	7109126	0.24	<0.005						
DW10-43	Soil			510080	7109133	0.42	<0.005						
DW10-44	Soil			510106	7109098	0.3	0.017						
DW10-45	Soil			510130	7109075	0.52	0.006						
DW10-46	Soil			510151	7109059	0.3	<0.005						
DW10-47	Soil			513558	7115590	0.44	0.044						
DW10-48	Soil			513580	7115581	0.48	0.018						
DW10-49	Soil			513603	7115572	0.42	<0.005						

Sample	Type	Size	Description	NAD83E	NAD83N	Weight	Au	Ag	As	Mo	Ni	Pb	Sb
DW10-50	Soil			513625	7115563	0.46	0.008						
DW10-51	Soil			513648	7115554	0.44	0.005						
DW10-52	Soil			513670	7115545	0.48	<0.005						
DW10-53	Soil			513693	7155534	0.32	0.005						
DW10-54	Soil			513715	7115527	0.36	0.012						
DW10-55	Soil			513737	7115519	0.5	0.008						
DW10-56	Soil			513760	7115509	0.44	0.005						
DW10-57	Soil			513867	7118009	0.54	0.007						
DW10-58	Soil			513860	7118028	0.32	0.006						
DW10-59	Soil			513852	7118050	0.52	0.007						
DW10-60	Soil			513844	7118072	0.28	0.005						
DW10-61	Soil			513849	7118102	0.44	0.012						
DW10-62	Soil			513862	7118124	0.4	<0.005						
NFD01	Soil			513572	7115603	0.42	0.041	<0.2	78	2	10	36	<2
NFD02	Soil			513592	7115601	0.44	0.014	0.2	22	1	29	11	<2
NFD03	Soil			513556	7115614	0.54	0.017	0.4	33	1	11	31	<2
NFD04	Soil			513533	7115635	0.42	0.011	0.4	41	1	30	12	<2
NFD05	Soil			513490	7115616	0.48	0.052	<0.2	61	1	38	13	<2
NFD06	Soil			513454	7115624	0.46	0.006	<0.2	29	1	19	9	<2
NFD07	Soil			513405	7115642	0.48	0.076	<0.2	116	2	27	13	<2
NFD08	Soil			513364	7115667	0.36	0.028	<0.2	109	1	11	10	<2
NFD09	Soil			513317	7115695	0.44	0.011	<0.2	91	1	19	11	<2
NFD10	Soil			513267	7115730	0.4	0.009	0.2	87	1	13	9	<2
NFD11	Soil			513224	7115764	0.46	0.006	0.2	90	1	27	9	<2
NFD12	Soil			513197	7115799	0.42	0.015	0.3	115	2	16	12	<2
NFD13	Soil			513149	7115827	0.52	0.017	0.6	142	1	17	11	<2
NFD14	Soil			513103	7115828	0.42	0.012	0.3	123	1	19	10	<2
NFD16	Soil			513053	7115846	0.36	0.017	<0.2	150	1	18	8	<2
NFD17	Soil			513007	7115870	0.44	0.011	<0.2	69	1	20	7	<2
NFD18	Soil			512960	7115892	0.66	0.011	0.2	94	1	79	13	<2
NFD19	Soil			512905	7115894	0.38	0.005	0.6	84	1	24	11	<2
NFD20	Soil			512860	7115923	0.44	0.011	0.6	193	2	19	10	<2
NFD21	Soil			512813	7115950	0.38	0.049	0.4	436	2	30	14	4

Sample	Type	Size	Description	NAD83E	NAD83N	Weight	Au	Ag	As	Mo	Ni	Pb	Sb
NFD22	Soil			512766	7115975	0.36	0.024	<0.2	150	1	28	11	<2
NFD23	Soil			512719	7116001	0.3	0.029	<0.2	125	2	27	18	2
NFD24	Soil			512675	7116035	0.34	0.01	0.5	28	1	25	19	<2
NFD25	Soil			512630	7116069	0.5	0.006	<0.2	12	1	9	31	<2
NFD26	Soil			512597	7116103	0.44	0.02	0.6	11	1	12	19	<2
NFD27	Soil			512558	7116136	0.26	0.005	<0.2	20	1	3	10	<2
NFD28	Soil			512531	7116182	0.54	0.009	0.2	19	1	2	42	<2
NFD29	Soil			512497	7116220	0.3	0.007	<0.2	7	1	6	21	<2
NFD31	Soil			512462	7116256	0.4	0.008						
NFD32	Soil			512439	7116304	0.46	0.007						
NFD33	Soil			512413	7116366	0.36	0.014						
NFD34	Soil			512392	7116415	0.44	0.011						
NFD35	Soil			512377	7116490	0.4	0.007						
NFD36	Soil			512337	7116509	0.44	0.008						
NFD37	Soil			512298	7116537	0.56	0.015						
NFD38	Soil			512260	7116565	0.38	0.005						
NFD39	Soil			512242	7116616	0.58	<0.005						
NFD40	Soil			512215	7116659	0.4	<0.005						
NFD41	Soil			512169	7116680	0.54	<0.005						
NFD42	Soil			512126	7116706	0.4	<0.005						
NFD43	Soil			512093	7116753	0.48	<0.005						
NFD44	Soil			512057	7116786	0.56	0.006						
NFD46	Soil			512015	7116828	0.66	<0.005						
NFD47	Soil			511974	7116885	0.64	<0.005						
NFD48	Soil			511937	7116932	0.4	<0.005						
NFD49	Soil			511894	7116973	0.62	<0.005						
NFD50	Soil			511842	7116996	0.32	<0.005						
NFD51	Soil			511798	7117024	0.5	<0.005						
NFD52	Soil			511682	7117028	0.42	<0.005						
NFD53	Soil			511646	7117051	0.4	<0.005						
NFD54	Soil			511605	7117096	0.34	<0.005						
NFD55	Soil			511572	7117130	0.46	<0.005						
NFD56	Soil			511571	7117189	0.5	<0.005						

Sample	Type	Size	Description	NAD83E	NAD83N	Weight	Au
NFD57	Soil			511525	7117267	0.42	<0.005
NFD58	Soil			511517	7117310	0.64	<0.005
NFD59	Soil			511534	7117359	0.42	0.007
NFD61	Soil			511529	7117410	0.56	0.012
NFD62	Soil			511498	7117447	0.46	0.005
NFD63	Soil			511467	7117485	0.32	0.009
NFD64	Soil			511442	7117557	0.32	<0.005
NFD65	Soil			511418	7117606	0.4	0.005
NFD66	Soil			511423	7117661	0.42	<0.005
NFD67	Soil			511435	7117724	0.6	0.019
NFD68	Soil			511417	7117777	0.58	<0.005
NFD69	Soil			511409	7117832	0.62	<0.005
NFD70	Soil			511373	7117881	0.48	0.007
NFD71	Soil			511337	7117918	0.48	0.006
NFD72	Soil			511305	7117958	0.44	0.005
NFD73	Soil			511254	7117996	0.38	0.007
NFD74	Soil			511245	7118032	0.26	0.005
NFD76	Soil			511220	7118095	0.68	0.01
NFD77	Soil			511187	7118147	0.42	0.006
NFD78	Soil			511138	7118190	0.56	0.008
NFD79	Soil			511106	7118222	0.3	0.011
NFD80	Soil			511070	7118255	0.58	0.007
NFD81	Soil			511002	7118240	0.34	0.009



#200 - 11620 Horseshoe Way  
 Richmond, British Columbia V7A 4V5  
 Canada

# Certificate of Analysis

10-360-02078-01

Bernie Kreft  
 #1 locust Place  
 Whitehorse, Y.T. Y1A 5C4

Sample Description	Sample Type	Au Au-IAT-AA g/ton 0.005
JA10-25	Soil	0.024
JA10-26	Soil	<0.005
JA10-27	Soil	0.026
JA10-28	Soil	0.016
JA10-29	Soil	0.078
JA10-30	Soil	0.029
JA10-31	Soil	0.008
SCRBK10-01	Rock	0.010
SCRBK10-02	Rock	<0.005
SCRBK10-03	Rock	0.007
JA10R-01	Rock	0.133
JA10R-02	Rock	0.006
JA10R-03	Rock	0.012
JA10R-04	Rock	0.019
JA10R-05	Rock	0.021
JA10R-06	Rock	0.011
JA10R-07	Rock	0.392
DOWR10-01	Rock	0.013
DOWR10-02	Rock	0.008
DOWR10-03	Rock	0.008
DOWR10-04	Rock	<0.005
DOWR10-05	Rock	0.006
DOWR10-06	Rock	<0.005
DOWR10-07	Rock	0.006
DOWR10-08	Rock	<0.005
DOWR10-09	Rock	0.008
DOWR10-10	Rock	<0.005
DOWR10-11	Rock	<0.005
DOWR10-12	Rock	<0.005
DOWR10-13	Rock	<0.005
DOWR10-14	Rock	<0.005
DOWR10-15	Rock	0.032
DOWR10-16	Rock	<0.005
DOWR10-17	Rock	<0.005
DOWR10-18	Rock	<0.005
DOWR10-19	Rock	0.008
DOWR10-20	Rock	<0.005
DOWR10-21	Rock	0.280
DOWR10-22	Rock	0.401
DOWR10-23	Rock	0.108



#200 - 11620 Horseshoe Way  
 Richmond, British Columbia V7A 4V5  
 Canada

# Certificate of Analysis

10-360-02078-01

Bernie Kreft  
 #1 locust Place  
 Whitehorse, Y.T. Y1A 5C4

Sample Description	Sample Type	Au Au-IAT-AA g/ton 0.005
IOD10-01	Soil	<0.005
IOD10-02	Soil	0.006
IOD10-03	Soil	<0.005
IOD10-04	Soil	0.051
IOD10-05	Soil	<0.005
IOD10-06	Soil	0.016
IOD10-07	Soil	0.010
IOD10-08	Soil	0.006
IOD10-09	Soil	<0.005
IOD10-10	Soil	<0.005
IOD10-11	Soil	0.006
DW10-01	Soil	0.009
DW10-02	Soil	<0.005
DW10-03	Soil	<0.005
DW10-04	Soil	<0.005
DW10-05	Soil	0.009
DW10-06	Soil	<0.005
DW10-07	Soil	<0.005
DW10-08	Soil	0.009
DW10-09	Soil	0.006
DW10-10	Soil	<0.005
DW10-11	Soil	0.009
DW10-12	Soil	0.007
DW10-13	Soil	0.005
DW10-14	Soil	0.016
DW10-15	Soil	0.011
DW10-16	Soil	0.005
DW10-17	Soil	0.006
DW10-18	Soil	0.011
SC10-01	Soil	0.008
SC10-02	Soil	<0.005
SC10-03	Soil	<0.005
SC10-04	Soil	<0.005
SC10-05	Soil	0.007
SC10-06	Soil	<0.005
SC10-07	Soil	<0.005
SC10-08	Soil	<0.005
SC10-09	Soil	<0.005
SC10-10	Soil	0.008
SC10-11	Soil	0.131



# ALS Chemex

**EXCELLENCE IN ANALYTICAL CHEMISTRY**  
ALS Canada Ltd.

2103 Dollarton Hwy  
North Vancouver BC V7H 0A7  
Phone: 604 984 0221 Fax: 604 984 0218 www.alschemex.com

To: KREFT, BERNIE  
#1 LOCUST PLACE  
WHITEHORSE YT Y1A 5C4

Page: 2 - A  
Total # Pages: 2 (A)  
Finalized Date: 13-JUL-2010  
Account: KREBER

## CERTIFICATE OF ANALYSIS VA10091977

Sample Description	Method Analyte Units LOR	WEI-21	Au-AA23	Au-GRA21
		Recvd Wt kg	Au ppm	Au ppm
		0.02	0.005	0.05
CC10R-11		0.72	0.018	
CC10R-12		0.56	0.005	
CC10R-13		0.86	0.029	
CC10R-14		0.98	0.019	
CC10R-15		1.42	<0.005	
SCRBK10-04		0.08	0.005	
SCRBK10-05		0.88	<0.005	
SCRBK10-06		0.38	<0.005	
SCRBK10-07		0.20	>10.0	51.2
SCRBK10-08		0.98	0.008	
SCRBK10-09		0.50	0.079	
SCRBK10-10		0.28	<0.005	
DOWR10-24		1.02	0.006	
DOWR10-25		0.68	0.005	
DOWR10-26		0.54	0.005	
DOWR10-27		1.06	<0.005	
DOWR10-28		0.72	0.005	
DOWR10-29		2.08	<0.005	
DOWR10-30		1.50	0.008	
DOWR10-31		2.12	<0.005	
DOWR10-32		0.56	0.027	
DOWR10-33		0.60	<0.005	
DOWR10-34		0.66	0.006	
DOWR10-35		1.14	<0.005	
DOWR10-36		1.14	<0.005	
DOWR10-37		0.80	0.005	
DOWR10-38		0.34	0.009	
DOWR10-39		0.52	<0.005	
DOWR10-40		0.72	0.033	





ALS Canada Ltd.  
 2103 Dollarton Hwy  
 North Vancouver BC V7H 0A7  
 Phone: 604 984 0221 Fax: 604 984 0218 www.alsglobal.com

To: KREFT, BERNIE  
 #1 LOCUST PLACE  
 WHITEHORSE YT Y1A 5C4

Page: 2 - A  
 Total # Pages: 2 (A - C)  
 Finalized Date: 27-OCT-2010  
 Account: KREBER

**CERTIFICATE OF ANALYSIS VA10155623**

Sample Description	Method Analyte Units LOR	ME-ICP41	ME-ICP41	ME-ICP41	ME-ICP41	ME-ICP41	ME-ICP41	ME-ICP41	ME-ICP41	ME-ICP41	ME-ICP41	ME-ICP41	ME-ICP41	ME-ICP41	ME-ICP41	
		Ag	Al	As	B	Ba	Be	Bi	Ca	Cd	Co	Cr	Cu	Fe	Ga	Hg
		ppm	%	ppm	ppm	ppm	ppm	ppm	%	ppm	ppm	ppm	ppm	%	ppm	ppm
		0.2	0.01	2	10	10	0.5	2	0.01	0.5	1	1	1	0.01	10	1
CC10R-11		0.4	0.10	1720	<10	100	<0.5	<2	0.02	0.5	1	10	6	0.66	<10	<1
CC10R-12		<0.2	0.59	32	<10	90	<0.5	<2	0.27	<0.5	6	12	6	1.64	<10	<1
CC10R-13		<0.2	0.10	>10000	<10	80	<0.5	<2	0.01	<0.5	6	8	3	1.49	<10	<1
CC10R-14		1.8	0.28	136	<10	60	<0.5	2	1.83	16.0	4	6	11	2.20	<10	<1
CC10R-15		0.3	0.09	37	<10	10	<0.5	2	1.51	<0.5	3	9	4	1.42	<10	<1
SCRBK10-04		<0.2	0.07	4	<10	20	<0.5	<2	0.03	<0.5	<1	7	2	0.91	<10	<1
SCRBK10-05		<0.2	0.39	3	<10	140	<0.5	<2	0.03	<0.5	1	5	2	1.37	<10	<1
SCRBK10-06		<0.2	0.39	3	<10	160	<0.5	<2	0.07	<0.5	1	3	7	1.02	<10	<1
SCRBK10-07		10.1	0.59	22	<10	330	1.2	<2	0.03	<0.5	30	9	8	4.36	<10	<1
SCRBK10-08		<0.2	0.41	2	<10	170	<0.5	<2	0.10	<0.5	<1	3	3	0.97	<10	<1
SCRBK10-09		<0.2	0.29	2	<10	120	<0.5	<2	0.08	<0.5	<1	3	3	0.83	<10	<1
SCRBK10-10		<0.2	0.43	2	<10	180	<0.5	<2	0.12	<0.5	1	3	4	0.85	<10	<1
DOWR10-24		<0.2	1.40	<2	<10	440	0.9	<2	0.56	<0.5	20	50	26	2.24	<10	<1
DOWR10-25		<0.2	0.12	3	<10	110	<0.5	<2	0.01	<0.5	1	9	3	0.49	<10	<1
DOWR10-26		<0.2	0.48	4	<10	180	<0.5	<2	0.13	<0.5	2	7	19	0.82	<10	<1
DOWR10-27		<0.2	0.79	2	<10	180	<0.5	<2	3.20	<0.5	16	116	24	3.44	<10	<1
DOWR10-28		<0.2	0.53	3	<10	30	<0.5	<2	5.74	<0.5	14	215	13	1.96	<10	<1
DOWR10-29		0.3	0.18	<2	<10	20	<0.5	2	3.49	<0.5	<1	23	2	1.24	<10	<1
DOWR10-30		0.6	0.12	12	<10	500	<0.5	<2	0.24	<0.5	3	22	14	0.87	<10	<1
DOWR10-31		<0.2	0.19	4	<10	90	<0.5	<2	2.55	<0.5	3	12	19	1.92	<10	<1
DOWR10-32		0.3	1.19	3	<10	70	0.8	<2	0.44	<0.5	46	54	21	4.46	<10	<1
DOWR10-33		0.2	0.95	2	<10	110	0.5	<2	0.27	<0.5	7	8	5	0.92	<10	<1
DOWR10-34		<0.2	1.01	2	<10	500	0.7	<2	12.2	<0.5	45	78	25	3.09	<10	<1
DOWR10-35		<0.2	0.25	3	<10	240	<0.5	<2	2.96	<0.5	1	2	1	1.88	<10	<1
DOWR10-36		<0.2	0.30	2	<10	80	<0.5	<2	0.14	<0.5	1	3	2	0.84	<10	<1
DOWR10-37		0.6	0.38	3	<10	310	<0.5	<2	1.00	1.6	6	16	67	1.30	<10	<1
DOWR10-38		0.7	0.67	3	<10	150	0.7	<2	4.58	0.6	35	59	84	6.55	<10	<1
DOWR10-39		0.3	0.27	2	<10	580	<0.5	<2	1.00	0.7	5	12	46	2.06	<10	<1
DOWR10-40		2.0	0.60	13	<10	40	<0.5	<2	3.83	<0.5	195	17	832	9.50	<10	<1



ALS Canada Ltd.  
 2103 Dollarton Hwy  
 North Vancouver BC V7H 0A7  
 Phone: 604 984 0221 Fax: 604 984 0218 www.alsglobal.com

To: KREFT, BERNIE  
 #1 LOCUST PLACE  
 WHITEHORSE YT Y1A 5C4

Page: 2 - B  
 Total # Pages: 2 (A - C)  
 Finalized Date: 27-OCT-2010  
 Account: KREBER

**CERTIFICATE OF ANALYSIS VA10155623**

Sample Description	Method Analyte Units LOR	ME-ICP41	ME-ICP41	ME-ICP41	ME-ICP41	ME-ICP41	ME-ICP41	ME-ICP41	ME-ICP41	ME-ICP41	ME-ICP41	ME-ICP41	ME-ICP41	ME-ICP41	ME-ICP41	
		K %	La ppm	Mg %	Mn ppm	Mo ppm	Na %	Ni ppm	P ppm	Pb ppm	S %	Sb ppm	Sc ppm	Sr ppm	Th ppm	Ti %
CC10R-11		0.01	<10	0.01	87	1	0.04	3	40	65	0.07	2	1	7	<20	<0.01
CC10R-12		0.13	10	0.17	1125	1	0.03	23	50	7	0.02	<2	1	12	<20	<0.01
CC10R-13		0.01	<10	0.05	91	1	0.01	4	20	14	0.52	5	<1	3	<20	<0.01
CC10R-14		0.14	<10	0.37	2890	1	0.01	5	60	695	0.87	<2	1	106	<20	<0.01
CC10R-15		0.02	<10	0.33	1455	1	0.01	9	1640	79	0.03	<2	1	49	<20	<0.01
SCRBK10-04		0.03	<10	0.01	138	1	0.01	2	10	8	0.01	<2	<1	2	<20	<0.01
SCRBK10-05		0.19	10	0.07	251	1	0.05	1	30	15	<0.01	<2	3	4	<20	0.01
SCRBK10-06		0.24	10	0.02	128	1	0.05	1	20	2	0.02	<2	2	12	<20	0.01
SCRBK10-07		0.44	370	0.08	912	3	0.01	10	310	22	0.02	<2	2	10	30	0.01
SCRBK10-08		0.26	10	0.01	128	1	0.06	1	20	2	0.01	<2	1	16	<20	0.01
SCRBK10-09		0.18	20	0.01	111	1	0.04	<1	20	2	0.01	<2	1	12	<20	<0.01
SCRBK10-10		0.25	10	0.01	191	1	0.05	1	40	2	0.01	<2	1	17	<20	0.01
DOWR10-24		0.15	20	0.35	389	1	0.14	65	790	3	0.03	<2	5	59	<20	0.22
DOWR10-25		0.04	<10	<0.01	45	1	0.01	1	80	5	0.02	<2	<1	14	<20	<0.01
DOWR10-26		0.21	10	0.11	67	2	0.03	6	650	5	0.03	<2	1	9	<20	0.01
DOWR10-27		0.07	10	2.81	924	1	0.02	36	480	3	0.10	<2	16	70	<20	<0.01
DOWR10-28		0.04	<10	2.69	1015	1	0.01	30	360	11	0.02	<2	13	95	<20	<0.01
DOWR10-29		0.01	<10	2.13	722	1	0.01	5	30	36	0.08	<2	2	79	<20	<0.01
DOWR10-30		0.03	<10	0.12	133	1	0.01	9	30	2	0.31	<2	1	15	<20	<0.01
DOWR10-31		0.05	<10	1.11	1265	1	0.01	9	60	2	0.02	<2	2	28	<20	<0.01
DOWR10-32		0.26	10	1.44	696	2	0.06	272	410	15	2.55	4	4	33	<20	0.09
DOWR10-33		0.27	30	0.54	225	2	0.01	20	140	16	0.10	<2	1	24	<20	0.01
DOWR10-34		0.14	10	2.02	3700	1	0.12	293	740	2	0.16	<2	5	227	<20	0.17
DOWR10-35		0.21	20	1.37	1090	1	0.02	2	30	4	0.93	<2	1	323	<20	<0.01
DOWR10-36		0.24	30	0.06	253	1	0.04	1	80	7	0.14	<2	1	18	20	<0.01
DOWR10-37		0.12	10	0.19	195	18	0.02	41	3030	5	0.79	<2	1	46	<20	0.01
DOWR10-38		0.25	30	2.75	1455	1	0.03	93	1600	5	1.93	<2	14	155	<20	0.01
DOWR10-39		0.07	10	0.45	541	3	0.02	26	450	6	0.49	<2	2	19	<20	<0.01
DOWR10-40		0.05	<10	0.63	655	1	0.06	317	630	3	7.4	3	3	91	<20	0.03



ALS Canada Ltd.  
 2103 Dollarton Hwy  
 North Vancouver BC V7H 0A7  
 Phone: 604 984 0221 Fax: 604 984 0218 www.alsglobal.com

To: KREFT, BERNIE  
 #1 LOCUST PLACE  
 WHITEHORSE YT Y1A 5C4

Page: 2 - C  
 Total # Pages: 2 (A - C)  
 Finalized Date: 27-OCT-2010  
 Account: KREBER

**CERTIFICATE OF ANALYSIS VA10155623**

Sample Description	Method Analyte Units LOR	ME-ICP41	ME-ICP41	ME-ICP41	ME-ICP41	ME-ICP41
		Tl	U	V	W	Zn
		ppm 10	ppm 10	ppm 1	ppm 10	ppm 2
CC10R-11		<10	<10	1	<10	12
CC10R-12		<10	<10	4	<10	36
CC10R-13		<10	<10	1	<10	16
CC10R-14		<10	<10	3	<10	1370
CC10R-15		<10	<10	1	<10	31
SCRBK10-04		<10	<10	1	<10	13
SCRBK10-05		<10	<10	4	<10	10
SCRBK10-06		<10	<10	1	<10	3
SCRBK10-07		<10	<10	6	<10	5
SCRBK10-08		<10	<10	<1	<10	3
SCRBK10-09		<10	<10	<1	<10	2
SCRBK10-10		<10	<10	1	<10	3
DOWR10-24		<10	<10	54	<10	55
DOWR10-25		<10	<10	4	<10	7
DOWR10-26		<10	<10	11	<10	21
DOWR10-27		<10	<10	77	<10	87
DOWR10-28		<10	<10	48	<10	59
DOWR10-29		<10	<10	11	<10	66
DOWR10-30		<10	<10	5	<10	10
DOWR10-31		<10	<10	13	<10	28
DOWR10-32		<10	80	31	<10	115
DOWR10-33		<10	<10	2	<10	51
DOWR10-34		<10	70	48	<10	96
DOWR10-35		<10	<10	1	<10	10
DOWR10-36		<10	<10	1	<10	43
DOWR10-37		<10	<10	26	<10	104
DOWR10-38		<10	<10	59	<10	112
DOWR10-39		<10	<10	17	<10	71
DOWR10-40		<10	<10	33	<10	33



# ALS Chemex

EXCELLENCE IN ANALYTICAL CHEMISTRY

ALS Canada Ltd.

2103 Dollarton Hwy

North Vancouver BC V7H 0A7

Phone: 604 984 0221 Fax: 604 984 0218 www.alschemex.com

To: KREFT, BERNIE  
#1 LOCUST PLACE  
WHITEHORSE YT Y1A 5C4

Page: 3 - A  
Total # Pages: 4 (A)  
Finalized Date: 14-JUL-2010  
Account: KREBER

## CERTIFICATE OF ANALYSIS VA10090275

Sample Description	Method Analyte Units LOR	WEI-21	Au-AA23
		Recvd Wt. kg	Au ppm
SC10-108		0.30	0.011
SC10-109		0.44	<0.005
SC10-110		0.26	<0.005
SC10-111		0.36	0.011
SC10-112		0.32	<0.005
SC10-113		0.44	<0.005
SC10-114		0.30	<0.005
SC10-115		0.40	<0.005
SC10-116		0.28	<0.005
SC10-117		0.38	0.007
SC10-118		0.36	<0.005
SC10-119		0.28	0.005
SC10-120		0.42	<0.005
SC10-121		0.36	0.006
SC10-122		0.40	<0.005
SC10-123		0.38	<0.005
SC10-124		0.40	<0.005
SC10-125		0.26	0.032
SC10-126		0.44	<0.005
SC10-127		0.30	<0.005
SC10-128		0.52	<0.005
SC10-129		0.42	0.005
SC10-131		0.46	0.119
SC10-132		0.30	0.014
SC10-133		0.46	0.013
SC10-134		0.32	0.012
SC10-135		0.40	<0.005
SC10-136		0.54	0.006
SC10-137		0.40	0.010
CC10S-01		0.36	0.006
CC10S-02		0.34	0.008
CC10S-03		0.30	0.007
DW10-19		0.32	0.017
DW10-20		0.32	0.012
DW10-21		0.22	0.010
DW10-22		0.38	<0.005
DW10-23		0.36	<0.005
DW10-24		0.44	0.009
DW10-25		0.50	0.009
DW10-26		0.34	0.007



# ALS Chemex

**EXCELLENCE IN ANALYTICAL CHEMISTRY**

ALS Canada Ltd.

2103 Dollarton Hwy

North Vancouver BC V7H 0A7

Phone: 604 984 0221 Fax: 604 984 0218 www.alschemex.com

To: KREFT, BERNIE  
#1 LOCUST PLACE  
WHITEHORSE YT Y1A 5C4

Page: 4 - A  
Total # Pages: 4 (A)  
Finalized Date: 14-JUL-2010  
Account: KREBER

## CERTIFICATE OF ANALYSIS VA10090275

Sample Description	Method Analyte Units LOR	WEI-21	Au-AA23
		Recvd Wt.	Au
DW10-27		0.02 kg	0.005 ppm
		0.38	0.009



ALS Canada Ltd.  
 2103 Dollarton Hwy  
 North Vancouver BC V7H 0A7  
 Phone: 604 984 0221 Fax: 604 984 0218 www.alsglobal.com

To: KREFT, BERNIE  
 #1 LOCUST PLACE  
 WHITEHORSE YT Y1A 5C4

Page: 2 - A  
 Total # Pages: 3 (A)  
 Finalized Date: 29-JUL-2010  
 Account: KREBER

CERTIFICATE OF ANALYSIS VA10098866

Sample Description	Method Analyte Units LOR	WEI-21	Au-AA23
		Recvd Wt. kg 0.02	Au ppm 0.005
SC10R-187		0.24	<0.005
DOW10R-50		0.56	0.085
DOW10R-51		0.72	0.038
DOW10R-52		0.46	0.262
DOW10R-53		0.96	0.064
DOW10R-54		0.64	0.012
DOW10R-55		0.60	0.052
DOW10R-56		0.58	0.052
DOW10R-57		0.72	<0.005
DOW10R-58		0.64	<0.005
DOW10R-59		0.50	<0.005
DOW10R-60		0.74	<0.005
DOW10R-61		0.42	<0.005
JA10R-08		0.60	0.014
JA10R-09		0.40	5.24
JA10R-10		0.54	0.023
JA10R-11		0.86	0.012
JA10R-12		0.18	0.084
JA10R-13		0.34	3.29
JA10R-14		0.28	0.089
JA10R-15		0.34	0.212
JA10R-16		1.36	0.011
JA10R-17		1.38	0.138
JA10R-18		1.10	<0.005
JA10R-19		0.78	<0.005
JA10R-20		0.92	0.015
JA10R-21		1.10	0.013
JA10R-22		1.84	0.043
JA10R-14A		0.82	0.054
JA10R-15A		0.50	<0.005
CC10R-40		0.36	0.035
CC10R-41		0.30	<0.005
CC10R-42		0.10	<0.005
CC10R-43		0.48	<0.005
CC10R-44		0.36	<0.005
CC10R-45		0.52	<0.005
CC10R-46		0.92	<0.005
CC10R-47		0.92	<0.005
CC10R-48		1.16	0.005
CC10R-49		0.58	<0.005



ALS Canada Ltd.  
 2103 Dollarton Hwy  
 North Vancouver BC V7H 0A7  
 Phone: 604 984 0221 Fax: 604 984 0218 www.alsglobal.com

To: KREFT, BERNIE  
 #1 LOCUST PLACE  
 WHITEHORSE YT Y1A 5C4

Page: 2 - A  
 Total # Pages: 2 (A - C)  
 Finalized Date: 29-OCT-2010  
 Account: KREBER

**CERTIFICATE OF ANALYSIS VA10155519**

Sample Description	Method	Analyte	Units	LOR	ME-ICP41	ME-ICP41	ME-ICP41	ME-ICP41	ME-ICP41	ME-ICP41	ME-ICP41	ME-ICP41	ME-ICP41	ME-ICP41	ME-ICP41	ME-ICP41			
					Ag	Al	As	B	Ba	Be	Bi	Ca	Cd	Co	Cr	Cu	Fe	Ga	Hg
					ppm	%	ppm	ppm	ppm	ppm	ppm	%	ppm	ppm	ppm	ppm	%	ppm	ppm
					0.2	0.01	2	10	10	0.5	2	0.01	0.5	1	1	1	0.01	10	1
DOW10R-52					15.2	0.23	88	<10	170	<0.5	<2	0.03	<0.5	1	9	13	1.05	<10	<1



ALS Canada Ltd.  
 2103 Dollarton Hwy  
 North Vancouver BC V7H 0A7  
 Phone: 604 984 0221 Fax: 604 984 0218 www.alsglobal.com

To: KREFT, BERNIE  
 #1 LOCUST PLACE  
 WHITEHORSE YT Y1A 5C4

Page: 2 - B  
 Total # Pages: 2 (A - C)  
 Finalized Date: 29-OCT-2010  
 Account: KREBER

**CERTIFICATE OF ANALYSIS VA10155519**

Sample Description	Method Analyte Units LOR	ME-ICP41	ME-ICP41	ME-ICP41	ME-ICP41	ME-ICP41	ME-ICP41	ME-ICP41	ME-ICP41	ME-ICP41	ME-ICP41	ME-ICP41	ME-ICP41	ME-ICP41	ME-ICP41	ME-ICP41
		K	La	Mg	Mn	Mo	Na	Ni	P	Pb	S	Sb	Sc	Sr	Th	Ti
		%	ppm	%	ppm	ppm	%	ppm	ppm	ppm	%	ppm	ppm	ppm	ppm	%
DOW10R-52		0.01	10	0.01	5	1	0.01	1	10	2	0.01	2	1	1	20	0.01
		0.11	<10	0.01	33	48	0.01	2	260	392	0.11	57	1	34	<20	<0.01





ALS Canada Ltd.  
 2103 Dollarton Hwy  
 North Vancouver BC V7H 0A7  
 Phone: 604 984 0221 Fax: 604 984 0218 www.alsglobal.com

To: KREFT, BERNIE  
 #1 LOCUST PLACE  
 WHITEHORSE YT Y1A 5C4

Page: 2 - C  
 Total # Pages: 2 (A - C)  
 Finalized Date: 29-OCT-2010  
 Account: KREBER

**CERTIFICATE OF ANALYSIS VA10155519**

Sample Description	Method Analyte Units LOR	ME-ICP41 Ti ppm 10	ME-ICP41 U ppm 10	ME-ICP41 V ppm 1	ME-ICP41 W ppm 10	ME-ICP41 Zn ppm 2
DOW10R-52		<10	<10	14	<10	16



ALS Canada Ltd.  
 2103 Dollarton Hwy  
 North Vancouver BC V7H 0A7  
 Phone: 604 984 0221 Fax: 604 984 0218 www.alsglobal.com

To: KREFT, BERNIE  
 #1 LOCUST PLACE  
 WHITEHORSE YT Y1A 5C4

Page: 2 - A  
 Total # Pages: 6 (A)  
 Finalized Date: 30-JUL-2010  
 Account: KREBER

CERTIFICATE OF ANALYSIS VA10098865

Sample Description	Method Analyte Units LOR	WEI-21	Au-AA23
		Recvd Wt. kg	Au ppm
DW10-28		0.44	0.041
DW10-29		0.38	0.033
DW10-30		0.36	0.016
DW10-31		0.26	<0.005
DW10-32		0.28	<0.005
DW10-33		0.46	<0.005
DW10-34		0.30	0.006
DW10-35		0.48	0.005
DW10-36		0.44	<0.005
DW10-37		0.38	<0.005
DW10-38		0.42	<0.005
DW10-39		0.50	<0.005
DW10-40		0.38	0.006
DW10-41		0.30	<0.005
DW10-42		0.24	<0.005
DW10-43		0.42	<0.005
DW10-44		0.30	0.017
DW10-45		0.52	0.006
DW10-46		0.30	<0.005
DW10-47		0.44	0.044
DW10-48		0.48	0.018
DW10-49		0.42	<0.005
DW10-50		0.46	0.008
DW10-51		0.44	0.005
DW10-52		0.48	<0.005
DW10-53		0.32	0.005
DW10-54		0.36	0.012
DW10-55		0.50	0.008
DW10-56		0.44	0.005
DW10-57		0.54	0.007
DW10-58		0.32	0.006
DW10-59		0.52	0.007
DW10-60		0.28	0.005
DW10-61		0.44	0.012
DW10-62		0.40	<0.005
JA10S-33		0.28	0.011
JA10S-34		0.36	0.018
JA10S-35		0.52	0.005
JA10S-36		0.32	0.009
JA10S-37		0.42	0.007



ALS Canada Ltd.  
 2103 Dollarton Hwy  
 North Vancouver BC V7H 0A7  
 Phone: 604 984 0221 Fax: 604 984 0218 www.alsglobal.com

To: KREFT, BERNIE  
 #1 LOCUST PLACE  
 WHITEHORSE YT Y1A 5C4

Page: 2 - A  
 Total # Pages: 2 (A - C)  
 Finalized Date: 29-OCT-2010  
 Account: KREBER

**CERTIFICATE OF ANALYSIS VA10155517**

Sample Description	Method Analyte Units LOR	ME-ICP41	ME-ICP41	ME-ICP41	ME-ICP41	ME-ICP41	ME-ICP41	ME-ICP41	ME-ICP41	ME-ICP41	ME-ICP41	ME-ICP41	ME-ICP41	ME-ICP41	ME-ICP41	
		Ag ppm	Al %	As ppm	B ppm	Ba ppm	Be ppm	Bi ppm	Ca %	Cd ppm	Co ppm	Cr ppm	Cu ppm	Fe %	Ga ppm	Hg ppm
		0.2	0.01	2	10	10	0.5	2	0.01	0.5	1	1	0.01	10	1	
DW10-28		1.0	0.75	56	<10	150	<0.5	2	0.12	<0.5	10	28	86	4.28	<10	<1
DW10-29		0.9	0.75	48	<10	160	<0.5	2	0.10	<0.5	9	29	76	4.38	<10	<1
DW10-30		0.7	0.76	23	<10	130	<0.5	<2	0.09	<0.5	9	24	68	3.65	<10	<1
SC10-166		0.2	1.37	9	<10	190	0.6	<2	0.11	<0.5	5	25	13	2.35	<10	<1
SC10-167		<0.2	1.11	7	<10	220	0.6	<2	0.12	<0.5	4	18	12	1.99	<10	<1
SC10-168		<0.2	1.19	11	<10	170	0.6	<2	0.12	<0.5	5	23	20	2.11	<10	<1
SC10-201		<0.2	1.45	14	<10	280	0.7	<2	0.23	<0.5	7	28	26	2.53	<10	<1
SC10-202		0.2	1.07	7	<10	220	0.7	<2	0.16	<0.5	4	23	23	1.79	<10	<1
SC10-203		<0.2	0.82	5	<10	310	0.6	<2	0.17	<0.5	3	15	4	1.34	10	<1



ALS Canada Ltd.  
 2103 Dollarton Hwy  
 North Vancouver BC V7H 0A7  
 Phone: 604 984 0221 Fax: 604 984 0218 www.alsglobal.com

To: KREFT, BERNIE  
 #1 LOCUST PLACE  
 WHITEHORSE YT Y1A 5C4

Page: 2 - B  
 Total # Pages: 2 (A - C)  
 Finalized Date: 29-OCT-2010  
 Account: KREBER

**CERTIFICATE OF ANALYSIS VA10155517**

Sample Description	Method Analyte Units LOR	ME-ICP41	ME-ICP41	ME-ICP41	ME-ICP41	ME-ICP41	ME-ICP41	ME-ICP41	ME-ICP41	ME-ICP41	ME-ICP41	ME-ICP41	ME-ICP41	ME-ICP41	ME-ICP41	ME-ICP41
		K %	La ppm	Mg %	Mn ppm	Mo ppm	Na %	Ni ppm	P ppm	Pb ppm	S %	Sb ppm	Sc ppm	Sr ppm	Th ppm	Ti %
		0.01	10	0.01	5	1	0.01	1	10	2	0.01	2	1	1	20	0.01
DW10-28		0.08	10	0.16	298	4	0.01	32	1770	8	0.16	<2	2	20	<20	0.03
DW10-29		0.09	10	0.15	229	4	0.01	33	1420	10	0.18	<2	2	19	<20	0.03
DW10-30		0.08	10	0.10	378	4	0.01	30	1580	8	0.18	<2	1	18	<20	0.02
SC10-166		0.07	40	0.32	183	1	<0.01	16	170	8	<0.01	<2	4	12	<20	0.05
SC10-167		0.11	10	0.29	221	1	<0.01	11	140	7	<0.01	<2	4	12	<20	0.03
SC10-168		0.09	40	0.30	131	1	0.01	19	130	8	<0.01	<2	5	12	20	0.04
SC10-201		0.13	20	0.33	233	1	0.01	24	150	9	<0.01	<2	6	14	<20	0.06
SC10-202		0.12	50	0.30	170	1	<0.01	13	120	9	<0.01	<2	6	13	20	0.03
SC10-203		0.11	40	0.15	318	<1	<0.01	7	160	6	<0.01	<2	3	13	<20	0.02



ALS Canada Ltd.  
 2103 Dollarton Hwy  
 North Vancouver BC V7H 0A7  
 Phone: 604 984 0221 Fax: 604 984 0218 www.alsglobal.com

To: KREFT, BERNIE  
 #1 LOCUST PLACE  
 WHITEHORSE YT Y1A 5C4

Page: 2 - C  
 Total # Pages: 2 (A - C)  
 Finalized Date: 29-OCT-2010  
 Account: KREBER

**CERTIFICATE OF ANALYSIS VA10155517**

Sample Description	Method Analyte Units LOR	ME-ICP41	ME-ICP41	ME-ICP41	ME-ICP41	ME-ICP41
		Ti	U	V	W	Zn
		ppm 10	ppm 10	ppm 1	ppm 10	ppm 2
DW10-28		<10	<10	50	<10	135
DW10-29		<10	<10	50	<10	117
DW10-30		<10	<10	42	<10	106
SC10-166		<10	<10	40	<10	40
SC10-167		<10	<10	27	<10	33
SC10-168		<10	<10	36	<10	33
SC10-201		<10	<10	43	<10	42
SC10-202		<10	<10	23	<10	32
SC10-203		<10	<10	18	<10	22



ALS Canada Ltd.  
 2103 Dollarton Hwy  
 North Vancouver BC V7H 0A7  
 Phone: 604 984 0221 Fax: 604 984 0218 www.alsglobal.com

To: KREFT, BERNIE  
 #1 LOCUST PLACE  
 WHITEHORSE YT Y1A 5C4

Page: 5 - A  
 Total # Pages: 7 (A)  
 Finalized Date: 20-AUG-2010  
 Account: KREBER

**CERTIFICATE OF ANALYSIS VA10108843**

Sample Description	Method Analyte Units LOR	WEI-21	Au-AA23
		Recvd Wt. kg	Au ppm
RKD048		0.52	0.007
RKD049		0.44	0.006
RKD050		0.50	0.006
RKD051		0.52	0.005
RKD052		0.46	0.006
RKD053		0.56	0.007
RKD054		0.50	<0.005
NFD01		0.42	0.041
NFD02		0.44	0.014
NFD03		0.54	0.017
NFD04		0.42	0.011
NFD05		0.48	0.052
NFD06		0.46	0.006
NFD07		0.48	0.076
NFD08		0.36	0.028
NFD09		0.44	0.011
NFD10		0.40	0.009
NFD11		0.46	0.006
NFD12		0.42	0.015
NFD13		0.52	0.017
NFD14		0.42	0.012
NFD15		Not Recvd	
NFD16		0.36	0.017
NFD17		0.44	0.011
NFD18		0.66	0.011
NFD19		0.38	0.005
NFD20		0.44	0.011
NFD21		0.38	0.049
NFD22		0.36	0.024
NFD23		0.30	0.029
NFD24		0.34	0.010
NFD25		0.50	0.006
NFD26		0.44	0.020
NFD27		0.26	0.005
NFD28		0.54	0.009
NFD29		0.30	0.007
NFD30		Not Recvd	
NFD31		0.40	0.008
NFD32		0.46	0.007
NFD33		0.36	0.014



ALS Canada Ltd.  
 2103 Dollarton Hwy  
 North Vancouver BC V7H 0A7  
 Phone: 604 984 0221 Fax: 604 984 0218 www.alsglobal.com

To: KREFT, BERNIE  
 #1 LOCUST PLACE  
 WHITEHORSE YT Y1A 5C4

Page: 6 - A  
 Total # Pages: 7 (A)  
 Finalized Date: 20-AUG-2010  
 Account: KREBER

**CERTIFICATE OF ANALYSIS VA10108843**

Sample Description	Method Analyte Units LOR	WEI-21	AU-AA23
		Recvd Wt. kg 0.02	Au ppm 0.005
NFD34		0.44	0.011
NFD35		0.40	0.007
NFD36		0.44	0.008
NFD37		0.56	0.015
NFD38		0.38	0.005
NFD39		0.58	<0.005
NFD40		0.40	<0.005
NFD41		0.54	<0.005
NFD42		0.40	<0.005
NFD43		0.48	<0.005
NFD44		0.56	0.006
NFD45		Not Recvd	
NFD46		0.66	<0.005
NFD47		0.64	<0.005
NFD48		0.40	<0.005
NFD49		0.62	<0.005
NFD50		0.32	<0.005
NFD51		0.50	<0.005
NFD52		0.42	<0.005
NFD53		0.40	<0.005
NFD54		0.34	<0.005
NFD55		0.46	<0.005
NFD56		0.50	<0.005
NFD57		0.42	<0.005
NFD58		0.64	<0.005
NFD59		0.42	0.007
NFD60		Not Recvd	
NFD61		0.56	0.012
NFD62		0.46	0.005
NFD63		0.32	0.009
NFD64		0.32	<0.005
NFD65		0.40	0.005
NFD66		0.42	<0.005
NFD67		0.60	0.019
NFD68		0.58	<0.005
NFD69		0.62	<0.005
NFD70		0.48	0.007
NFD71		0.48	0.006
NFD72		0.44	0.005
NFD73		0.38	0.007



ALS Canada Ltd.  
 2103 Dollarton Hwy  
 North Vancouver BC V7H 0A7  
 Phone: 604 984 0221 Fax: 604 984 0218 www.alsglobal.com

To: KREFT, BERNIE  
 #1 LOCUST PLACE  
 WHITEHORSE YT Y1A 5C4

Page: 7 - A  
 Total # Pages: 7 (A)  
 Finalized Date: 20-AUG-2010  
 Account: KREBER

CERTIFICATE OF ANALYSIS VA10108843

Sample Description	Method Analyte Units LOR	WEI-21	Au-AA23
		Recvd Wt. kg 0.02	Au ppm 0.005
NFD74		0.26	0.005
NFD75		Not Recvd	
NFD76		0.68	0.010
NFD77		0.42	0.006
NFD78		0.56	0.008
NFD79		0.30	0.011
NFD80		0.58	0.007
NFD81		0.34	0.009






ALS Canada Ltd.  
 2103 Dollarton Hwy  
 North Vancouver BC V7H 0A7  
 Phone: 604 984 0221 Fax: 604 984 0218 www.alsglobal.com

To: KREFT, BERNIE  
 #1 LOCUST PLACE  
 WHITEHORSE YT Y1A 5C4

Page: 2 - A  
 Total # Pages: 2 (A - C)  
 Finalized Date: 27-AUG-2010  
 Account: KREBER

**CERTIFICATE OF ANALYSIS VA10116149**

Sample Description	Method Analyte Units LOR	ME-ICP41	ME-ICP41	ME-ICP41	ME-ICP41	ME-ICP41	ME-ICP41	ME-ICP41	ME-ICP41	ME-ICP41	ME-ICP41	ME-ICP41	ME-ICP41	ME-ICP41	ME-ICP41	
		Ag	Al	As	B	Ba	Be	Bi	Ca	Cd	Co	Cr	Cu	Fe	Ga	Hg
		ppm	%	ppm	ppm	ppm	ppm	ppm	%	ppm	ppm	ppm	ppm	%	ppm	ppm
NFD01		0.2	0.01	2	10	10	0.5	2	0.01	0.5	1	1	1	0.01	10	1
NFD02		<0.2	0.53	78	<10	200	<0.5	<2	0.17	<0.5	3	18	14	2.16	<10	<1
NFD03		0.2	1.56	22	<10	260	<0.5	2	0.36	<0.5	10	39	23	2.77	10	<1
NFD04		0.4	0.74	33	<10	160	<0.5	2	0.20	<0.5	3	19	10	1.52	<10	1
NFD05		0.4	1.58	41	<10	220	0.6	<2	0.30	<0.5	12	26	29	3.47	<10	<1
NFD06		<0.2	1.38	61	<10	220	0.7	<2	0.23	<0.5	12	29	66	3.29	<10	<1
NFD07		<0.2	1.72	29	<10	240	<0.5	<2	0.15	<0.5	8	31	21	2.72	10	<1
NFD08		<0.2	1.22	116	<10	200	0.6	<2	0.14	<0.5	11	24	59	3.28	<10	<1
NFD09		<0.2	0.91	109	<10	230	<0.5	<2	0.14	<0.5	5	14	18	1.85	<10	<1
NFD10		<0.2	1.55	91	<10	180	<0.5	<2	0.12	<0.5	7	28	16	2.61	10	<1
NFD11		0.2	1.56	87	<10	160	0.5	<2	0.08	<0.5	6	19	12	2.32	10	<1
NFD12		0.2	1.24	90	<10	240	0.6	<2	0.15	<0.5	7	34	31	2.88	10	<1
NFD13		0.3	1.25	115	<10	260	<0.5	<2	0.13	<0.5	6	21	21	2.51	<10	<1
NFD14		0.6	1.38	142	<10	290	<0.5	<2	0.10	<0.5	6	23	20	2.56	<10	1
NFD15		0.3	2.07	123	<10	440	0.6	<2	0.09	<0.5	7	30	24	2.93	10	<1
NFD16		<0.2	1.62	150	<10	520	<0.5	<2	0.12	<0.5	6	28	24	2.66	10	<1
NFD17		<0.2	1.89	69	<10	310	<0.5	<2	0.12	<0.5	7	31	24	2.84	10	<1
NFD18		0.2	1.90	94	<10	680	0.7	<2	0.08	<0.5	9	48	47	3.37	10	<1
NFD19		0.6	1.76	84	<10	720	0.5	<2	0.11	<0.5	6	35	23	3.02	10	<1
NFD20		0.6	1.24	193	<10	390	0.5	<2	0.09	<0.5	5	30	28	2.89	<10	<1
NFD21		0.4	1.00	436	<10	410	<0.5	<2	0.07	<0.5	8	26	34	3.25	<10	<1
NFD22		<0.2	2.04	150	<10	580	0.6	<2	0.23	<0.5	12	41	30	3.59	10	<1
NFD23		<0.2	1.45	125	<10	550	0.5	<2	0.26	<0.5	12	33	35	3.06	10	<1
NFD24		0.5	1.25	28	<10	580	0.6	<2	1.00	<0.5	8	27	31	2.26	<10	<1
NFD25		<0.2	0.97	12	<10	270	<0.5	<2	0.11	<0.5	5	17	10	1.80	<10	<1
NFD26		0.6	1.09	11	<10	270	<0.5	<2	0.19	<0.5	6	21	10	2.04	<10	<1
NFD27		<0.2	0.65	20	<10	130	<0.5	<2	0.06	<0.5	2	9	3	1.25	<10	1
NFD28		0.2	0.61	19	<10	250	<0.5	<2	0.07	<0.5	2	8	3	1.49	<10	<1
NFD29		<0.2	0.81	7	<10	250	<0.5	<2	0.11	<0.5	3	12	5	1.64	<10	<1




ALS Canada Ltd.  
 2103 Dollarton Hwy  
 North Vancouver BC V7H 0A7  
 Phone: 604 984 0221 Fax: 604 984 0218 www.alsglobal.com

To: KREFT, BERNIE  
 #1 LOCUST PLACE  
 WHITEHORSE YT Y1A 5C4

Page: 2 - B  
 Total # Pages: 2 (A - C)  
 Finalized Date: 27-AUG-2010  
 Account: KREBER

**CERTIFICATE OF ANALYSIS VA10116149**

Sample Description	Method Analyte Units LOR	ME-ICP41	ME-ICP41	ME-ICP41	ME-ICP41	ME-ICP41	ME-ICP41	ME-ICP41	ME-ICP41	ME-ICP41	ME-ICP41	ME-ICP41	ME-ICP41	ME-ICP41	ME-ICP41	ME-ICP41
		K % 0.01	La ppm 10	Mg % 0.01	Mn ppm 5	Mo ppm 1	Na % 0.01	Ni ppm 1	P ppm 10	Pb ppm 2	S % 0.01	Sb ppm 2	Sc ppm 1	Sr ppm 1	Th ppm 20	Ti % 0.01
NFD01		0.16	10	0.15	156	2	0.01	10	340	36	0.33	<2	2	28	<20	0.02
NFD02		0.05	10	0.44	439	1	0.01	29	410	11	<0.01	<2	4	25	<20	0.06
NFD03		0.06	10	0.23	149	1	0.01	11	280	31	0.07	<2	2	18	<20	0.03
NFD04		0.08	10	0.27	266	1	0.01	30	330	12	0.01	<2	4	22	<20	0.03
NFD05		0.10	20	0.37	342	1	0.02	38	290	13	0.03	<2	7	20	<20	0.05
NFD06		0.07	10	0.40	226	1	0.01	19	240	9	0.02	<2	3	18	<20	0.06
NFD07		0.10	20	0.28	516	2	0.01	27	370	13	0.05	<2	6	23	<20	0.04
NFD08		0.11	10	0.17	188	1	0.02	11	320	10	0.03	<2	2	18	<20	0.03
NFD09		0.10	10	0.37	197	1	0.01	19	160	11	0.02	<2	3	14	<20	0.05
NFD10		0.08	10	0.28	174	1	0.01	13	280	9	0.02	<2	3	11	<20	0.02
NFD11		0.08	10	0.38	172	1	0.01	27	380	9	0.02	<2	4	18	<20	0.04
NFD12		0.08	10	0.20	196	2	0.01	16	620	12	0.04	<2	2	20	<20	0.02
NFD13		0.10	10	0.20	145	1	0.01	17	330	11	0.03	<2	3	18	<20	0.03
NFD14		0.07	10	0.31	183	1	0.01	19	520	10	0.03	<2	4	16	<20	0.02
NFD16		0.07	10	0.36	151	1	0.01	18	350	8	0.02	<2	4	18	<20	0.05
NFD17		0.07	10	0.39	167	1	0.01	20	420	7	0.02	<2	3	15	<20	0.05
NFD18		0.07	10	0.30	230	1	0.01	79	480	13	0.02	<2	5	21	<20	0.04
NFD19		0.06	10	0.28	170	1	0.01	24	520	11	0.02	<2	4	16	<20	0.02
NFD20		0.07	10	0.21	120	2	0.01	19	690	10	0.03	<2	4	20	<20	0.02
NFD21		0.07	10	0.16	206	2	0.01	30	500	14	0.06	4	5	20	<20	0.02
NFD22		0.08	10	0.47	373	1	0.01	28	330	11	0.01	<2	6	28	<20	0.06
NFD23		0.11	20	0.33	515	2	0.02	27	520	18	0.02	2	5	30	<20	0.04
NFD24		0.08	30	0.35	428	1	0.02	25	380	19	0.03	<2	5	53	<20	0.02
NFD25		0.08	40	0.24	198	1	0.01	9	140	31	0.01	<2	3	15	<20	0.02
NFD26		0.07	20	0.37	210	1	0.01	12	190	19	0.01	<2	2	20	<20	0.05
NFD27		0.06	10	0.08	61	1	0.01	3	200	10	0.01	<2	1	9	<20	0.03
NFD28		0.13	10	0.13	56	1	0.01	2	90	42	0.13	<2	2	12	<20	0.01
NFD29		0.09	10	0.20	99	1	0.02	6	130	21	0.06	<2	2	14	<20	0.03



ALS Canada Ltd.  
 2103 Dollarton Hwy  
 North Vancouver BC V7H 0A7  
 Phone: 604 984 0221 Fax: 604 984 0218 www.alsglobal.com

To: KREFT, BERNIE  
 #1 LOCUST PLACE  
 WHITEHORSE YT Y1A 5C4

Page: 2 - C  
 Total # Pages: 2 (A - C)  
 Finalized Date: 27-AUG-2010  
 Account: KREBER

**CERTIFICATE OF ANALYSIS VA10116149**

Sample Description	Method Analyte Units LOR	ME-ICP41	ME-ICP41	ME-ICP41	ME-ICP41	ME-ICP41
		Tl	U	V	W	Zn
		ppm 10	ppm 10	ppm 1	ppm 10	ppm 2
NFD01		<10	<10	23	<10	30
NFD02		<10	<10	54	<10	62
NFD03		<10	<10	27	<10	29
NFD04		<10	<10	47	<10	106
NFD05		<10	<10	49	<10	80
NFD06		<10	<10	60	<10	48
NFD07		<10	<10	44	<10	70
NFD08		<10	<10	34	<10	34
NFD09		<10	<10	53	<10	45
NFD10		<10	<10	42	<10	43
NFD11		<10	<10	53	<10	59
NFD12		<10	<10	47	<10	57
NFD13		<10	<10	52	<10	49
NFD14		<10	<10	62	<10	64
NFD16		<10	<10	53	<10	41
NFD17		<10	<10	60	<10	50
NFD18		<10	<10	65	<10	77
NFD19		<10	<10	69	<10	64
NFD20		<10	<10	63	<10	44
NFD21		<10	<10	53	<10	63
NFD22		<10	<10	69	<10	66
NFD23		<10	<10	55	<10	65
NFD24		<10	<10	32	<10	57
NFD25		<10	<10	27	<10	49
NFD26		<10	<10	37	<10	41
NFD27		<10	<10	31	<10	27
NFD28		<10	<10	17	<10	22
NFD29		<10	<10	31	<10	29



ALS Canada Ltd.  
 2103 Dollarton Hwy  
 North Vancouver BC V7H 0A7  
 Phone: 604 984 0221 Fax: 604 984 0218 www.alsglobal.com

To: KREFT, BERNIE  
 #1 LOCUST PLACE  
 WHITEHORSE YT Y1A 5C4

Page: 2 - A  
 Total # Pages: 6 (A)  
 Finalized Date: 20-AUG-2010  
 Account: KREBER

**CERTIFICATE OF ANALYSIS VA10108844**

Sample Description	Method Analyte Units LOR	WEI-21	Au-AA23
		Recvd Wt. kg	Au ppm
		0.02	0.005
NFS01		0.84	<0.005
NFS02		0.78	<0.005
NFS03		0.82	<0.005
NFS04		0.78	0.008
NFS05		0.88	0.008
NFS06		1.02	0.023
NFS07		0.68	<0.005
NFS08		0.72	<0.005
RMD01		0.38	0.006
RMD02		0.42	<0.005
RMD03		0.32	<0.005
RMD04		0.46	0.013
RMD05		0.34	<0.005
RMD06		0.44	0.016
RMD07		0.44	<0.005
RMD08		0.48	0.006
RMD09		0.44	0.006
RMD10		0.48	0.007
RMD11		0.58	<0.005
RMD12		0.40	0.006
RMD13		0.54	0.006
RMD14		0.36	<0.005
RMD15		Not Recvd	
RMD16		0.38	0.005
RMD17		0.64	<0.005
RMD18		0.36	<0.005
RMD19		0.58	<0.005
RMD20		0.44	<0.005
RMD21		0.62	<0.005
RMD22		0.46	<0.005
RMD23		0.48	<0.005
RMD24		0.54	<0.005
RMD25		0.40	0.005
RMD26		0.44	<0.005
RMD27		0.38	<0.005
RMD28		0.46	<0.005
RMD29		0.58	0.005
RMD30		Not Recvd	
RMD31		0.44	0.013
RMD32		0.58	<0.005




ALS Canada Ltd.  
 2103 Dollarton Hwy  
 North Vancouver BC V7H 0A7  
 Phone: 604 984 0221 Fax: 604 984 0218 www.alsglobal.com

To: KREFT, BERNIE  
 #1 LOCUST PLACE  
 WHITEHORSE YT Y1A 5C4

Page: 2 - A  
 Total # Pages: 2 (A - C)  
 Finalized Date: 26-AUG-2010  
 Account: KREBER

**CERTIFICATE OF ANALYSIS VA10116148**

Sample Description	Method Analyte Units LOR	ME-ICP41	ME-ICP41	ME-ICP41	ME-ICP41	ME-ICP41	ME-ICP41	ME-ICP41	ME-ICP41	ME-ICP41	ME-ICP41	ME-ICP41	ME-ICP41	ME-ICP41	ME-ICP41	
		Ag	Al	As	B	Ba	Be	Bi	Ca	Cd	Co	Cr	Cu	Fe	Ga	Hg
		ppm	%	ppm	ppm	ppm	ppm	ppm	%	ppm	ppm	ppm	ppm	%	ppm	ppm
		0.2	0.01	2	10	10	0.5	2	0.01	0.5	1	1	1	0.01	10	1
NFS01		<0.2	1.37	6	<10	190	0.5	<2	0.42	<0.5	17	85	38	2.61	<10	<1
NFS02		<0.2	1.58	3	<10	220	0.6	<2	0.52	<0.5	16	63	35	3.37	<10	<1
NFS03		<0.2	1.01	12	<10	200	<0.5	<2	0.64	<0.5	12	40	25	2.34	<10	<1
NFS04		<0.2	1.07	16	<10	210	<0.5	<2	0.65	<0.5	14	50	28	2.78	<10	<1
NFS05		<0.2	1.63	42	<10	250	0.5	<2	0.88	<0.5	18	78	41	3.73	<10	<1
NFS06		<0.2	1.79	39	<10	230	0.5	<2	0.76	<0.5	18	102	41	3.67	<10	<1
NFS07		<0.2	1.39	7	<10	210	<0.5	<2	0.52	<0.5	17	58	40	2.97	<10	<1
NFS08		<0.2	1.42	4	<10	180	<0.5	<2	0.62	<0.5	13	46	34	2.74	<10	<1
RBD51		<0.2	2.52	4	<10	360	<0.5	<2	0.11	<0.5	7	33	48	4.31	10	<1
RBD52		<0.2	1.62	6	<10	200	<0.5	<2	0.19	<0.5	15	12	66	5.08	<10	<1
RBD53		<0.2	0.51	<2	<10	80	<0.5	<2	0.06	<0.5	<1	<1	1	1.53	10	<1
RBD54		<0.2	1.64	6	<10	230	<0.5	<2	0.15	<0.5	6	24	47	2.53	<10	<1
NTD64		<0.2	1.28	8	<10	200	<0.5	<2	0.40	<0.5	9	29	18	2.44	<10	<1
NTD65		<0.2	1.31	9	<10	340	0.5	<2	0.63	<0.5	10	27	38	2.53	<10	<1
NTD66		<0.2	1.16	6	<10	120	1.0	<2	0.23	<0.5	17	41	40	1.88	<10	<1
NTD67		<0.2	0.93	7	<10	160	0.5	<2	0.66	<0.5	14	37	43	1.49	<10	<1
NTD68		<0.2	1.31	5	<10	210	0.5	<2	1.28	<0.5	10	28	34	2.30	<10	<1



ALS Canada Ltd.  
 2103 Dollarton Hwy  
 North Vancouver BC V7H 0A7  
 Phone: 604 984 0221 Fax: 604 984 0218 www.alsglobal.com

To: KREFT, BERNIE  
 #1 LOCUST PLACE  
 WHITEHORSE YT Y1A 5C4

Page: 2 - B  
 Total # Pages: 2 (A - C)  
 Finalized Date: 26-AUG-2010  
 Account: KREBER

**CERTIFICATE OF ANALYSIS VA10116148**

Sample Description	Method Analyte Units LOR	ME-ICP41	ME-ICP41	ME-ICP41	ME-ICP41	ME-ICP41	ME-ICP41	ME-ICP41	ME-ICP41	ME-ICP41	ME-ICP41	ME-ICP41	ME-ICP41	ME-ICP41	ME-ICP41	ME-ICP41
		K %	La ppm	Mg %	Mn ppm	Mo ppm	Na %	Ni ppm	P ppm	Pb ppm	S %	Sb ppm	Sc ppm	Sr ppm	Th ppm	Ti %
NFS01		0.27	20	0.90	473	<1	<0.01	81	1040	5	0.01	<2	5	23	<20	0.09
NFS02		0.36	20	0.84	435	<1	<0.01	65	1190	8	0.02	<2	4	30	<20	0.10
NFS03		0.11	20	0.59	838	<1	<0.01	37	650	9	0.03	<2	3	25	<20	0.04
NFS04		0.10	20	0.67	1020	<1	0.01	46	750	9	0.02	<2	4	26	<20	0.03
NFS05		0.17	20	1.31	1105	<1	0.01	66	980	11	0.02	<2	6	33	<20	0.06
NFS06		0.22	20	1.43	1005	<1	0.01	75	930	11	0.02	<2	6	28	<20	0.07
NFS07		0.19	20	0.86	822	<1	0.01	43	720	5	0.01	<2	5	17	<20	0.08
NFS08		0.18	10	0.82	811	<1	0.02	40	910	4	0.02	<2	4	20	<20	0.07
RBD51		0.53	10	1.27	289	<1	0.01	13	660	3	0.22	<2	6	30	<20	0.10
RBD52		0.31	10	0.94	784	<1	0.01	12	800	5	0.13	<2	6	27	<20	0.05
RBD53		<0.01	<10	0.30	219	<1	<0.01	<1	280	2	0.01	<2	2	10	<20	<0.01
RBD54		0.11	10	0.72	266	<1	<0.01	15	250	8	0.01	<2	3	12	<20	0.07
NTD64		0.09	10	0.51	302	<1	0.01	19	440	6	<0.01	<2	5	30	<20	0.08
NTD65		0.05	10	0.56	535	<1	0.03	29	560	5	<0.01	<2	5	38	<20	0.08
NTD66		0.12	10	0.32	355	<1	<0.01	24	140	4	<0.01	<2	6	24	<20	0.08
NTD67		0.16	<10	0.36	185	<1	<0.01	25	340	2	<0.01	<2	3	32	<20	0.11
NTD68		0.09	10	0.67	341	<1	0.02	18	400	3	0.01	<2	5	50	<20	0.09



ALS Canada Ltd.  
 2103 Dollarton Hwy  
 North Vancouver BC V7H 0A7  
 Phone: 604 984 0221 Fax: 604 984 0218 www.alsglobal.com

To: KREFT, BERNIE  
 #1 LOCUST PLACE  
 WHITEHORSE YT Y1A 5C4

Page: 2 - C  
 Total # Pages: 2 (A - C)  
 Finalized Date: 26-AUG-2010  
 Account: KREBER

**CERTIFICATE OF ANALYSIS VA10116148**

Sample Description	Method Analyte Units LOR	ME-ICP41	ME-ICP41	ME-ICP41	ME-ICP41	ME-ICP41
		Tl	U	V	W	Zn
		ppm	ppm	ppm	ppm	ppm
NFS01		<10	<10	59	<10	79
NFS02		<10	<10	53	<10	89
NFS03		<10	<10	34	<10	76
NFS04		<10	<10	34	<10	78
NFS05		<10	<10	58	<10	96
NFS06		<10	<10	59	<10	104
NFS07		<10	<10	57	<10	72
NFS08		<10	<10	50	<10	65
RBD51		<10	<10	61	<10	95
RBD52		<10	<10	36	<10	147
RBD53		<10	<10	2	<10	<2
RBD54		<10	<10	44	<10	80
NTD64		<10	<10	50	<10	52
NTD65		<10	<10	51	<10	46
NTD66		<10	<10	69	<10	83
NTD67		<10	<10	56	<10	68
NTD68		<10	<10	50	<10	55



ALS Canada Ltd.  
 2103 Dollarton Hwy  
 North Vancouver BC V7H 0A7  
 Phone: 604 984 0221 Fax: 604 984 0218 www.alsglobal.com

To: KREFT, BERNIE  
 #1 LOCUST PLACE  
 WHITEHORSE YT Y1A 5C4

Page: 6 - A  
 Total # Pages: 7 (A)  
 Finalized Date: 20-AUG-2010  
 Account: KREBER

**CERTIFICATE OF ANALYSIS VA10108845**

Sample Description	Method Analyte Units LOR	WEI-21	Au-AA23
		Recvd Wt. kg 0.02	Au ppm 0.005
GAD-38		0.36	<0.005
GAD-39		0.34	<0.005
GAD-40		0.38	<0.005
GAD-41		0.22	<0.005
GAD-42		0.38	<0.005
GAD-43		0.30	0.006
GAD-44		0.30	<0.005
GAD-45		0.30	<0.005
GAD-46		0.30	<0.005
GAD-47		0.32	0.005
GAD-48		0.46	0.006
GAD-49		0.26	<0.005
GAD-50		0.38	<0.005
GAD-51		0.34	0.008
GAD-52		0.36	<0.005
GAD-53		0.34	<0.005
GAD-54		0.42	<0.005
GAD-55		0.28	<0.005
GAD-56		0.34	<0.005
GAD-57		0.34	<0.005
GAD-58		0.34	0.014
GAD-59		0.34	<0.005
GAD-60		0.40	<0.005
GAD-61		0.34	<0.005
GAD-62		0.40	<0.005
GAD-64		0.36	<0.005
GAD-65		0.44	<0.005
CED-01		0.26	0.231
CED-02		0.30	<0.005
CED-03		0.26	0.011
CED-04		0.44	0.007
CED-05		0.18	0.006
CED-06		0.42	0.017
CED-07		0.20	0.013
CED-08		0.34	<0.005
CED-09		0.18	<0.005
CED-10		0.56	0.006
CED-11		0.24	<0.005
CED-12		0.28	<0.005
CED-13		0.30	0.009





ALS Canada Ltd.  
 2103 Dollarton Hwy  
 North Vancouver BC V7H 0A7  
 Phone: 604 984 0221 Fax: 604 984 0218 www.alsglobal.com

To: KREFT, BERNIE  
 #1 LOCUST PLACE  
 WHITEHORSE YT Y1A 5C4

Page: 7 - A  
 Total # Pages: 7 (A)  
 Finalized Date: 20-AUG-2010  
 Account: KREBER

**CERTIFICATE OF ANALYSIS VA10108845**

Sample Description	Method Analyte Units LOR	WEI-21	AU-AA23
		Recvd Wt. kg	Au ppm
		0.02	0.005
CED-14		0.30	0.012
CED-15		0.30	0.013
CED-16		0.38	0.005
CED-17		0.34	0.011
CED-18		0.40	<0.005
CED-19		Not Recvd	
SLD-65		0.24	<0.005
GAD-63		0.28	<0.005



ALS Canada Ltd.  
 2103 Dollarton Hwy  
 North Vancouver BC V7H 0A7  
 Phone: 604 984 0221 Fax: 604 984 0218 www.alsglobal.com

To: KREFT, BERNIE  
 #1 LOCUST PLACE  
 WHITEHORSE YT Y1A 5C4

Page: 2 - A  
 Total # Pages: 2 (A - C)  
 Finalized Date: 26-AUG-2010  
 Account: KREBER

**CERTIFICATE OF ANALYSIS VA10116147**

Sample Description	Method Analyte Units LOR	ME-ICP41	ME-ICP41	ME-ICP41	ME-ICP41	ME-ICP41	ME-ICP41	ME-ICP41	ME-ICP41	ME-ICP41	ME-ICP41	ME-ICP41	ME-ICP41	ME-ICP41	ME-ICP41	
		Ag	Al	As	B	Ba	Be	Bi	Ca	Cd	Co	Cr	Cu	Fe	Ga	Hg
		ppm	%	ppm	ppm	ppm	ppm	ppm	%	ppm	ppm	ppm	ppm	%	ppm	ppm
		0.2	0.01	2	10	10	0.5	2	0.01	0.5	1	1	1	0.01	10	1
CED-01		<0.2	1.45	109	<10	460	<0.5	<2	0.27	<0.5	11	48	39	3.03	10	<1
CED-02		0.2	1.67	92	<10	830	0.5	<2	0.23	<0.5	13	58	46	3.28	<10	<1
CED-03		0.4	1.77	105	<10	1050	<0.5	<2	0.28	<0.5	16	117	65	3.59	10	<1
CED-04		0.4	1.54	70	<10	610	0.8	<2	2.39	0.7	14	50	78	3.48	<10	<1
CED-05		0.2	2.19	47	<10	360	0.6	<2	0.73	<0.5	21	49	69	3.91	10	<1
CED-06		0.3	1.76	256	<10	320	0.8	<2	1.47	<0.5	31	47	83	5.04	<10	<1
CED-07		0.2	1.66	173	<10	330	0.8	<2	0.53	<0.5	26	41	75	4.60	<10	<1
CED-08		<0.2	2.46	71	<10	280	0.8	<2	0.95	<0.5	31	63	83	4.78	10	<1
CED-09		<0.2	1.69	7	<10	190	0.5	<2	1.03	<0.5	17	65	48	3.32	<10	<1
CED-10		<0.2	2.57	71	<10	310	0.7	<2	1.16	<0.5	37	116	89	4.86	10	<1
CED-11		<0.2	2.18	11	<10	170	0.5	<2	0.53	<0.5	14	56	47	3.59	10	<1
CED-12		<0.2	1.84	10	<10	230	0.5	<2	0.58	<0.5	14	50	50	3.11	<10	<1
CED-13		<0.2	1.82	18	<10	210	0.5	<2	0.36	<0.5	15	44	59	2.75	10	<1
CED-14		0.2	1.29	69	<10	250	0.6	<2	0.40	<0.5	13	36	45	2.75	<10	<1
CED-15		<0.2	1.53	65	<10	160	<0.5	<2	0.41	<0.5	11	43	40	2.44	<10	<1
CED-16		<0.2	1.83	32	<10	460	0.5	<2	0.73	<0.5	11	35	49	2.95	<10	<1
CED-17		<0.2	2.47	93	<10	380	1.1	<2	1.69	0.5	33	84	82	5.25	10	<1
CED-18		<0.2	2.23	74	<10	620	0.8	<2	0.42	<0.5	15	90	42	3.66	10	<1




ALS Canada Ltd.  
 2103 Dollarton Hwy  
 North Vancouver BC V7H 0A7  
 Phone: 604 984 0221 Fax: 604 984 0218 www.alsglobal.com

To: KREFT, BERNIE  
 #1 LOCUST PLACE  
 WHITEHORSE YT Y1A 5C4

Page: 2 - B  
 Total # Pages: 2 (A - C)  
 Finalized Date: 26-AUG-2010  
 Account: KREBER

**CERTIFICATE OF ANALYSIS VA10116147**

Sample Description	Method Analyte Units LOR	ME-ICP41	ME-ICP41	ME-ICP41	ME-ICP41	ME-ICP41	ME-ICP41	ME-ICP41	ME-ICP41	ME-ICP41	ME-ICP41	ME-ICP41	ME-ICP41	ME-ICP41	ME-ICP41	ME-ICP41
		K %	La ppm	Mg %	Mn ppm	Mo ppm	Na %	Ni ppm	P ppm	Pb ppm	S %	Sb ppm	Sc ppm	Sr ppm	Th ppm	Ti %
CED-01		0.09	10	0.55	235	<1	0.02	57	620	13	0.01	<2	4	27	<20	0.05
CED-02		0.11	10	0.62	286	<1	0.03	58	580	12	0.02	<2	4	27	<20	0.04
CED-03		0.15	20	0.99	469	<1	0.03	112	640	13	0.05	<2	6	33	<20	0.05
CED-04		0.19	20	0.47	772	<1	0.03	67	930	16	0.05	<2	7	57	<20	0.02
CED-05		0.26	20	0.95	658	<1	0.02	65	620	8	0.03	<2	7	34	<20	0.05
CED-06		0.15	20	0.94	941	<1	0.02	76	770	9	0.04	<2	11	43	<20	0.02
CED-07		0.14	30	0.70	672	<1	0.01	71	730	13	0.02	<2	8	21	<20	0.02
CED-08		0.28	30	1.30	770	<1	0.01	72	730	8	0.03	<2	12	26	<20	0.03
CED-09		0.15	20	0.98	564	<1	0.03	46	830	4	0.03	<2	8	25	<20	0.06
CED-10		0.17	10	2.22	684	<1	0.01	119	440	6	0.02	<2	18	23	<20	0.03
CED-11		0.26	20	1.17	329	<1	0.01	36	460	7	0.01	<2	5	19	<20	0.10
CED-12		0.15	20	0.91	508	<1	0.02	34	430	5	0.01	<2	7	21	<20	0.07
CED-13		0.36	10	1.02	414	<1	<0.01	30	460	6	0.01	<2	6	16	<20	0.08
CED-14		0.11	30	0.57	432	<1	0.01	44	310	9	0.01	<2	5	18	<20	0.03
CED-15		0.10	60	1.11	471	<1	<0.01	37	450	26	0.01	<2	4	22	20	0.02
CED-16		0.25	20	0.84	477	<1	0.01	38	350	11	0.02	<2	5	25	<20	0.07
CED-17		0.11	20	1.45	1040	<1	0.01	239	860	13	0.02	<2	8	50	<20	0.22
CED-18		0.11	20	0.82	547	<1	0.02	78	290	17	0.01	<2	7	24	<20	0.07



ALS Canada Ltd.  
 2103 Dollarton Hwy  
 North Vancouver BC V7H 0A7  
 Phone: 604 984 0221 Fax: 604 984 0218 www.alsglobal.com

To: KREFT, BERNIE  
 #1 LOCUST PLACE  
 WHITEHORSE YT Y1A 5C4

Page: 2 - C  
 Total # Pages: 2 (A - C)  
 Finalized Date: 26-AUG-2010  
 Account: KREBER

**CERTIFICATE OF ANALYSIS VA10116147**

Sample Description	Method Analyte Units LOR	ME-ICP41	ME-ICP41	ME-ICP41	ME-ICP41	ME-ICP41
		Tl	U	V	W	Zn
		ppm 10	ppm 10	ppm 1	ppm 10	ppm 2
CED-01		<10	<10	56	<10	99
CED-02		<10	<10	61	<10	122
CED-03		<10	<10	68	<10	133
CED-04		<10	<10	62	<10	146
CED-05		<10	<10	71	<10	93
CED-06		<10	<10	77	<10	101
CED-07		<10	<10	69	<10	117
CED-08		<10	<10	95	<10	92
CED-09		<10	<10	68	<10	59
CED-10		<10	<10	92	<10	76
CED-11		<10	<10	57	<10	75
CED-12		<10	<10	62	<10	64
CED-13		<10	<10	73	<10	85
CED-14		<10	<10	47	<10	79
CED-15		<10	<10	27	<10	90
CED-16		<10	<10	55	<10	80
CED-17		<10	<10	88	<10	173
CED-18		<10	<10	59	<10	100



**Minerals**


ALS Canada Ltd.  
2103 Dollarton Hwy  
North Vancouver BC V7H 0A7  
Phone: 604 984 0221 Fax: 604 984 0218 www.alsglobal.com

To: KREFT, BERNIE  
#1 LOCUST PLACE  
WHITEHORSE YT Y1A 5C4

Page: 2 - A  
Total # Pages: 2 (A)  
Finalized Date: 31-AUG-2010  
Account: KREBER

**CERTIFICATE OF ANALYSIS VA10110605**

Sample Description	Method Analyte Units LOR	WEI-21	Au-AA23
		Recvd Wt. kg	Au ppm
DOW10R-62		0.80	0.019
DOW10R-63		1.02	<0.005
DOW10R-64		0.76	0.018
DOW10R-65		1.48	0.008
DOW10R-66		0.90	0.006
CC10R-53		1.10	0.874




ALS Canada Ltd.  
 2103 Dollarton Hwy  
 North Vancouver BC V7H 0A7  
 Phone: 604 984 0221 Fax: 604 984 0218 www.alsglobal.com

To: KREFT, BERNIE  
 #1 LOCUST PLACE  
 WHITEHORSE YT Y1A 5C4

Page: 3 - A  
 Total # Pages: 5 (A - C)  
 Finalized Date: 10-SEP-2010  
 Account: KREBER

**CERTIFICATE OF ANALYSIS VA10124450**

Sample Description	Method Analyte Units LOR	WEI-21 Recvd Wt. kg	Au-AA23 Au ppm	ME-ICP41 Ag ppm	ME-ICP41 Al %	ME-ICP41 As ppm	ME-ICP41 B ppm	ME-ICP41 Ba ppm	ME-ICP41 Be ppm	ME-ICP41 Bi ppm	ME-ICP41 Ca %	ME-ICP41 Cd ppm	ME-ICP41 Co ppm	ME-ICP41 Cr ppm	ME-ICP41 Cu ppm	ME-ICP41 Fe %
SC10-246		0.32	<0.005	0.2	0.01	2	10	10	0.5	2	0.01	0.5	1	1	1	0.01
CED-19		0.28	<0.005	<0.2	1.93	4	<10	180	0.6	<2	0.28	<0.5	18	43	86	4.05
CED-20		0.32	<0.005	<0.2	2.42	3	<10	160	0.7	<2	0.57	<0.5	18	92	61	4.68
CED-21		0.32	0.005	<0.2	2.43	16	<10	90	1.0	2	0.40	<0.5	24	147	65	5.10
CED-22		0.36	0.006	<0.2	1.88	105	<10	110	0.9	<2	0.26	<0.5	8	28	20	2.87
CED-23		0.30	0.006	<0.2	1.52	55	<10	100	0.8	<2	0.10	<0.5	6	19	11	2.58
CED-24		0.22	0.006	<0.2	2.19	14	<10	140	0.6	<2	0.25	<0.5	19	106	63	3.97
CED-25		0.42	<0.005	<0.2	2.14	3	<10	190	0.9	<2	0.85	<0.5	30	83	100	5.53
CED-26		0.36	<0.005	<0.2	2.30	5	<10	100	0.8	<2	0.76	<0.5	33	127	125	5.70
CED-27		0.28	0.011	<0.2	0.99	58	<10	150	0.6	<2	0.19	<0.5	5	14	12	2.48
CED-28		0.24	0.007	<0.2	0.80	14	<10	80	1.2	<2	2.74	<0.5	7	12	15	2.06
CED-29		0.26	0.095	0.5	0.65	106	<10	100	0.9	<2	0.23	<0.5	6	13	12	2.35
CED-30		0.22	0.010	<0.2	1.09	97	<10	170	1.1	<2	0.18	<0.5	6	21	26	3.06
CED-31		0.28	0.013	0.3	1.79	32	<10	180	0.6	<2	0.13	<0.5	10	31	58	3.30
CED-32		0.26	0.064	0.6	2.13	132	<10	480	0.7	<2	0.29	<0.5	15	34	87	3.89
CED-33		0.22	<0.005	0.4	1.43	57	<10	190	<0.5	<2	0.18	<0.5	10	20	36	2.61
CED-34		0.24	0.008	<0.2	1.70	56	<10	190	0.6	<2	0.36	<0.5	8	32	32	3.01
CED-35		0.34	<0.005	0.2	1.92	25	<10	290	0.7	<2	0.30	<0.5	8	31	20	2.90
CED-36		0.36	0.008	0.3	1.60	157	<10	600	0.5	<2	0.20	0.5	12	60	54	3.63
CED-37		0.22	0.007	0.5	1.76	104	<10	800	0.5	<2	0.31	<0.5	13	56	51	3.25
CED-38		0.30	0.017	0.2	1.62	327	<10	510	0.5	<2	0.13	<0.5	11	44	50	3.59
CED-39		0.22	0.023	0.2	1.66	218	<10	220	<0.5	<2	0.11	<0.5	8	29	30	3.66
CED-40		0.28	0.022	<0.2	1.86	369	<10	360	0.8	<2	0.16	0.5	21	118	73	5.14
CED-41		0.20	0.006	0.2	1.46	76	<10	230	<0.5	<2	0.08	<0.5	6	28	28	2.80
CED-42		0.30	0.008	0.2	1.98	35	<10	250	<0.5	<2	0.14	<0.5	9	32	33	3.09
CED-43		0.38	0.034	0.2	0.83	119	<10	140	0.5	<2	0.19	<0.5	17	49	100	4.26
CED-44		0.28	0.053	<0.2	1.44	179	<10	460	0.5	<2	0.13	<0.5	9	33	41	3.13
CED-45		0.28	0.017	<0.2	1.55	172	<10	450	0.5	<2	0.09	<0.5	7	27	32	3.37
CED-46		0.30	0.012	0.2	1.44	64	<10	400	0.5	2	0.16	<0.5	11	43	67	3.58
CED-47		0.34	<0.005	0.2	1.93	32	<10	300	0.5	<2	0.19	<0.5	12	87	42	3.40
CED-48		0.26	0.023	0.7	1.99	42	<10	1330	0.5	<2	0.44	0.6	23	77	64	3.97
CED-49		0.32	0.006	<0.2	1.71	42	<10	220	0.9	<2	0.33	<0.5	17	80	73	5.30
CED-50		0.22	0.024	<0.2	1.19	75	<10	280	0.7	<2	0.11	<0.5	17	28	72	4.80
CED-51		0.24	0.005	<0.2	2.31	36	<10	200	<0.5	<2	0.12	<0.5	13	90	49	3.91
CED-52		0.32	<0.005	0.2	1.56	23	<10	160	<0.5	<2	0.09	<0.5	8	50	34	3.00
CED-53		0.26	0.015	0.4	1.49	96	<10	380	<0.5	<2	0.26	0.9	18	66	96	4.77
CED-54		0.36	0.007	<0.2	1.59	20	<10	330	<0.5	<2	0.37	<0.5	10	43	34	2.87
CED-55		0.32	0.014	0.4	0.70	39	<10	280	0.8	<2	1.83	0.8	17	22	54	3.29
CED-56		0.34	0.011	0.3	1.43	29	<10	180	0.5	<2	0.09	<0.5	7	23	36	2.88
CED-57		0.24	0.007	<0.2	1.58	36	<10	180	0.6	<2	0.08	<0.5	5	25	46	2.97




ALS Canada Ltd.  
 2103 Dollarton Hwy  
 North Vancouver BC V7H 0A7  
 Phone: 604 984 0221 Fax: 604 984 0218 www.alsglobal.com

To: KREFT, BERNIE  
 #1 LOCUST PLACE  
 WHITEHORSE YT Y1A 5C4

Page: 3 - B  
 Total # Pages: 5 (A - C)  
 Finalized Date: 10-SEP-2010  
 Account: KREBER

**CERTIFICATE OF ANALYSIS VA10124450**

Sample Description	Method Analyte Units LOR	ME-ICP41	ME-ICP41	ME-ICP41	ME-ICP41	ME-ICP41	ME-ICP41	ME-ICP41	ME-ICP41	ME-ICP41	ME-ICP41	ME-ICP41	ME-ICP41	ME-ICP41	ME-ICP41	
		Ga ppm	Hg ppm	K %	La ppm	Mg %	Mn ppm	Mo ppm	Na %	Ni ppm	P ppm	Pb ppm	S %	Sb ppm	Sc ppm	Sr ppm
SC10-246		10	1	0.01	10	0.01	5	1	0.01	1	10	2	0.01	2	1	1
CED-19		10	<1	0.25	10	1.06	713	<1	0.01	63	440	12	0.02	<2	6	17
CED-20		10	<1	0.14	20	1.35	592	<1	0.01	87	390	13	0.01	<2	7	20
CED-21		10	<1	0.12	30	1.36	665	<1	0.01	71	550	10	0.01	<2	12	11
CED-22		10	<1	0.12	30	0.41	212	<1	0.01	19	230	21	0.01	<2	3	17
CED-23		<10	<1	0.12	20	0.24	166	<1	<0.01	10	170	27	0.01	<2	3	8
CED-24		10	<1	0.10	10	0.76	426	<1	0.01	45	270	11	0.01	<2	6	15
CED-25		10	<1	0.15	30	1.47	1285	<1	0.01	66	720	9	0.01	<2	17	15
CED-26		10	<1	0.07	10	1.28	1095	<1	0.04	118	730	4	0.01	<2	17	18
CED-27		<10	<1	0.13	30	0.14	252	<1	0.01	11	260	22	0.01	<2	2	12
CED-28		<10	<1	0.14	30	0.27	373	<1	0.01	8	430	10	0.02	<2	2	45
CED-29		<10	<1	0.14	40	0.16	440	<1	0.01	8	360	28	0.03	<2	3	16
CED-30		<10	<1	0.15	50	0.24	483	<1	0.01	20	310	24	0.01	2	5	14
CED-31		10	<1	0.09	20	0.50	235	<1	<0.01	34	390	13	0.01	<2	4	15
CED-32		10	<1	0.08	20	0.46	1015	<1	0.01	46	1230	14	0.02	<2	4	28
CED-33		<10	<1	0.07	10	0.28	540	<1	0.02	27	780	8	0.02	<2	3	19
CED-34		<10	<1	0.10	10	0.47	390	<1	0.01	33	620	12	0.01	<2	4	26
CED-35		10	<1	0.11	10	0.42	473	<1	0.01	21	470	15	0.01	<2	3	22
CED-36		<10	<1	0.11	20	0.58	240	<1	0.01	78	640	11	0.03	<2	4	31
CED-37		10	<1	0.13	10	0.54	297	<1	0.02	68	690	9	0.05	<2	4	44
CED-38		<10	<1	0.12	20	0.45	188	<1	0.01	47	560	11	0.06	<2	4	23
CED-39		10	<1	0.06	10	0.24	139	1	0.01	38	530	11	0.02	<2	3	14
CED-40		10	<1	0.06	10	0.63	319	1	0.01	151	1000	22	0.03	<2	6	20
CED-41		10	<1	0.06	10	0.24	135	<1	0.01	25	500	11	0.04	<2	2	11
CED-42		10	<1	0.06	10	0.42	233	<1	0.01	29	530	9	0.01	<2	3	15
CED-43		<10	<1	0.09	30	0.35	654	<1	<0.01	85	820	17	0.02	<2	5	20
CED-44		<10	<1	0.08	20	0.37	223	<1	0.01	36	270	10	0.04	<2	4	23
CED-45		<10	<1	0.09	20	0.29	148	1	0.01	26	370	12	0.09	<2	3	23
CED-46		<10	<1	0.14	20	0.52	264	1	0.01	49	490	11	0.06	<2	5	29
CED-47		10	<1	0.13	20	0.78	310	<1	0.01	85	450	9	0.02	<2	7	20
CED-48		10	<1	0.16	20	0.58	863	<1	0.03	98	980	14	0.05	2	5	39
CED-49		<10	<1	0.10	10	0.72	549	<1	0.01	59	280	11	0.01	2	13	18
CED-50		<10	<1	0.07	30	0.25	918	<1	0.01	57	510	11	0.03	<2	5	19
CED-51		10	<1	0.07	10	0.69	293	<1	0.01	72	530	9	0.02	2	4	16
CED-52		10	<1	0.06	10	0.40	225	<1	0.01	38	470	7	0.02	<2	3	15
CED-53		10	<1	0.06	20	0.48	437	2	0.01	118	1410	20	0.02	<2	5	48
CED-54		10	<1	0.07	20	0.53	503	<1	0.02	36	510	8	0.02	<2	6	28
CED-55		<10	<1	0.10	20	0.15	2160	1	0.01	70	1520	16	0.04	2	7	38
CED-56		<10	<1	0.08	20	0.28	159	1	<0.01	22	350	21	0.03	<2	3	17
CED-57		<10	<1	0.09	20	0.20	140	2	<0.01	19	440	27	0.03	<2	3	16



ALS Canada Ltd.  
 2103 Dollarton Hwy  
 North Vancouver BC V7H 0A7  
 Phone: 604 984 0221 Fax: 604 984 0218 www.alsglobal.com


To: KREFT, BERNIE  
 #1 LOCUST PLACE  
 WHITEHORSE YT Y1A 5C4

Page: 3 - C  
 Total # Pages: 5 (A - C)  
 Finalized Date: 10-SEP-2010  
 Account: KREBER

**CERTIFICATE OF ANALYSIS VA10124450**

Sample Description	Method Analyte Units LOR	ME-ICP41	ME-ICP41	ME-ICP41	ME-ICP41	ME-ICP41	ME-ICP41	ME-ICP41
		Th	Ti	Tl	U	V	W	Zn
		ppm	%	ppm	ppm	ppm	ppm	ppm
		20	0.01	10	10	1	10	2
SC10-246								
CED-19		<20	0.09	<10	<10	69	<10	100
CED-20		<20	0.09	<10	<10	75	<10	101
CED-21		<20	0.02	<10	<10	78	<10	107
CED-22		20	0.03	<10	<10	42	<10	63
CED-23		<20	0.02	<10	<10	35	<10	57
CED-24		<20	0.05	<10	<10	78	<10	69
CED-25		<20	0.03	<10	<10	94	<10	134
CED-26		<20	0.11	<10	<10	127	<10	78
CED-27		<20	0.01	<10	<10	25	<10	58
CED-28		<20	0.01	<10	<10	15	<10	49
CED-29		20	0.01	<10	<10	15	<10	53
CED-30		20	0.02	<10	<10	29	<10	66
CED-31		<20	0.03	<10	<10	51	<10	81
CED-32		<20	0.03	<10	<10	62	<10	106
CED-33		<20	0.04	<10	<10	42	<10	67
CED-34		<20	0.04	<10	<10	50	<10	67
CED-35		<20	0.03	<10	<10	49	<10	69
CED-36		<20	0.04	<10	<10	62	<10	136
CED-37		<20	0.04	<10	<10	58	<10	102
CED-38		<20	0.03	<10	<10	56	<10	101
CED-39		<20	0.04	<10	<10	70	<10	81
CED-40		<20	0.02	<10	<10	87	<10	184
CED-41		<20	0.04	<10	<10	56	<10	67
CED-42		<20	0.05	<10	<10	64	<10	78
CED-43		<20	0.02	<10	<10	51	<10	123
CED-44		<20	0.04	<10	<10	47	<10	76
CED-45		<20	0.03	<10	<10	51	<10	71
CED-46		<20	0.05	<10	<10	58	<10	100
CED-47		<20	0.07	<10	<10	68	<10	95
CED-48		<20	0.04	<10	<10	70	<10	143
CED-49		<20	0.02	<10	<10	89	<10	82
CED-50		<20	0.02	<10	<10	58	<10	116
CED-51		<20	0.07	<10	<10	84	<10	95
CED-52		<20	0.06	<10	<10	64	<10	66
CED-53		<20	0.05	<10	<10	78	<10	222
CED-54		<20	0.07	<10	<10	55	<10	71
CED-55		<20	0.01	<10	<10	34	<10	131
CED-56		<20	0.03	<10	<10	38	<10	61
CED-57		<20	0.03	<10	<10	47	<10	57






ALS Canada Ltd.  
 2103 Dollarton Hwy  
 North Vancouver BC V7H 0A7  
 Phone: 604 984 0221 Fax: 604 984 0218 www.alsglobal.com

To: KREFT, BERNIE  
 #1 LOCUST PLACE  
 WHITEHORSE YT Y1A 5C4

Page: 4 - A  
 Total # Pages: 5 (A - C)  
 Finalized Date: 10-SEP-2010  
 Account: KREBER

**CERTIFICATE OF ANALYSIS VA10124450**

Sample Description	Method Analyte Units LOR	WEI-21 Recvd Wt. kg	Au-AA23 Au ppm	ME-ICP41 Ag ppm	ME-ICP41 Al %	ME-ICP41 As ppm	ME-ICP41 B ppm	ME-ICP41 Ba ppm	ME-ICP41 Be ppm	ME-ICP41 Bi ppm	ME-ICP41 Ca %	ME-ICP41 Cd ppm	ME-ICP41 Co ppm	ME-ICP41 Cr ppm	ME-ICP41 Cu ppm	ME-ICP41 Fe %
CED-58		0.32	0.006	0.2	1.12	48	<10	180	<0.5	<2	0.10	<0.5	7	22	20	2.26
CED-59		0.26	0.046	0.5	1.01	357	<10	180	0.7	<2	0.10	<0.5	9	21	50	2.85
CED-60		0.28	0.006	<0.2	1.28	103	<10	160	0.5	<2	0.11	<0.5	5	16	14	2.42
CED-61		0.28	0.007	<0.2	1.53	188	<10	140	0.7	<2	0.09	<0.5	8	27	23	2.73
CED-62		0.34	0.026	<0.2	1.41	384	<10	130	0.9	<2	0.06	<0.5	6	21	18	3.04
CED-63		0.24	0.012	0.3	1.35	115	<10	260	0.6	<2	0.12	<0.5	8	23	17	2.55
CED-64		0.32	0.021	0.3	1.80	88	<10	210	0.7	<2	0.09	<0.5	12	59	75	3.12
CED-65		0.20	0.009	0.2	1.60	61	<10	300	0.5	<2	0.12	<0.5	7	26	18	2.53
CED-66		0.28	0.121	0.5	1.69	93	<10	310	0.5	<2	0.12	<0.5	6	25	20	2.71
CED-67		0.36	0.018	0.2	1.87	91	<10	280	0.6	<2	0.18	<0.5	9	37	28	3.10
CED-68		0.32	0.036	<0.2	1.18	119	<10	160	0.5	<2	0.07	<0.5	10	24	35	2.23
CED-69		0.20	0.012	<0.2	1.39	185	<10	210	0.6	<2	0.08	<0.5	8	28	41	3.36
CED-70		0.30	0.010	<0.2	2.15	80	<10	200	0.7	<2	0.09	<0.5	11	40	25	3.06
CED-71		0.30	0.032	<0.2	1.67	160	<10	420	0.5	<2	0.15	<0.5	8	35	35	3.11
CED-72		0.28	0.043	0.2	1.06	246	<10	360	0.5	<2	0.13	<0.5	11	30	35	3.06
CED-73		0.30	0.009	0.2	1.18	38	<10	220	0.5	<2	0.27	<0.5	10	37	31	2.82
CED-74		0.34	0.008	0.2	1.36	34	<10	340	0.7	<2	0.24	<0.5	10	38	32	2.88
CED-75		0.40	0.011	0.3	1.20	18	<10	330	0.6	<2	0.29	<0.5	8	31	25	2.31
CED-76		0.30	0.005	<0.2	1.42	18	<10	280	<0.5	<2	0.11	<0.5	7	27	16	2.32
CED-77		0.32	0.006	<0.2	0.40	22	<10	160	<0.5	<2	0.06	<0.5	1	7	3	1.15
CED-78		0.30	<0.005	0.3	1.56	14	<10	390	0.5	<2	0.31	<0.5	15	44	34	2.52
CED-79		0.24	0.008	<0.2	1.42	31	<10	350	0.7	<2	0.36	<0.5	11	38	37	3.32
CED-80		0.30	0.005	0.3	1.28	16	<10	250	<0.5	<2	0.19	<0.5	6	23	15	2.15
CED-81		0.30	<0.005	<0.2	1.46	26	<10	280	0.5	<2	0.31	<0.5	10	33	28	2.73
CED-82		0.40	0.021	<0.2	1.49	61	<10	250	0.5	<2	0.16	<0.5	10	37	37	2.91
CED-83		0.28	0.021	<0.2	1.47	97	<10	210	<0.5	<2	0.15	<0.5	9	32	33	2.90
CED-84		0.34	0.013	<0.2	1.56	131	<10	230	<0.5	<2	0.13	<0.5	7	30	33	3.07
CED-85		0.24	0.015	0.2	2.05	87	<10	300	0.5	<2	0.11	<0.5	10	34	23	2.89
CED-86		0.32	0.025	0.2	1.31	109	<10	270	0.5	<2	0.11	<0.5	9	28	38	2.83
CED-87		0.22	0.023	0.3	1.59	201	<10	250	0.5	<2	0.11	<0.5	8	28	35	2.83
CED-88		0.30	0.011	<0.2	1.24	68	<10	230	<0.5	<2	0.13	<0.5	6	24	16	2.30
CED-89		0.34	0.009	<0.2	1.25	46	<10	220	0.5	<2	0.10	<0.5	7	28	22	2.50
CED-90		0.40	0.008	<0.2	1.98	49	<10	250	0.8	<2	0.12	<0.5	9	33	25	2.84
CED-91		0.26	0.015	0.2	1.53	43	<10	200	0.7	<2	0.10	<0.5	8	33	25	2.77
CED-92		0.26	0.008	0.3	1.36	68	<10	210	0.5	<2	0.11	<0.5	4	18	20	2.55
CED-93		0.22	0.006	0.3	1.37	131	<10	240	0.5	<2	0.11	<0.5	9	22	27	2.86
CED-94		0.26	0.008	0.3	0.94	141	<10	150	<0.5	<2	0.06	<0.5	3	10	10	1.40
CED-95		0.34	0.006	0.2	1.02	38	<10	160	<0.5	<2	0.10	<0.5	5	20	19	2.04
CED-96		0.36	0.009	0.3	1.35	41	<10	210	<0.5	<2	0.12	<0.5	6	23	22	2.41
CED-97		0.30	0.018	0.3	1.10	51	<10	250	<0.5	<2	0.16	<0.5	6	22	30	2.29




ALS Canada Ltd.  
 2103 Dollarton Hwy  
 North Vancouver BC V7H 0A7  
 Phone: 604 984 0221 Fax: 604 984 0218 www.alsglobal.com

To: KREFT, BERNIE  
 #1 LOCUST PLACE  
 WHITEHORSE YT Y1A 5C4

Page: 4 - B  
 Total # Pages: 5 (A - C)  
 Finalized Date: 10-SEP-2010  
 Account: KREBER

**CERTIFICATE OF ANALYSIS VA10124450**

Sample Description	Method Analyte Units LOR	ME-ICP41	ME-ICP41	ME-ICP41	ME-ICP41	ME-ICP41	ME-ICP41	ME-ICP41	ME-ICP41	ME-ICP41	ME-ICP41	ME-ICP41	ME-ICP41	ME-ICP41	ME-ICP41	
		Ga ppm	Hg ppm	K %	La ppm	Mg %	Mn ppm	Mo ppm	Na %	Ni ppm	P ppm	Pb ppm	S %	Sb ppm	Sc ppm	Sr ppm
CED-58		<10	<1	0.08	20	0.24	262	1	<0.01	13	280	11	0.01	<2	3	14
CED-59		<10	<1	0.11	20	0.19	214	2	0.01	23	360	25	0.05	<2	3	23
CED-60		<10	<1	0.10	20	0.17	210	1	0.01	10	230	12	0.02	<2	2	15
CED-61		<10	<1	0.12	20	0.28	300	1	<0.01	21	240	19	0.03	<2	3	15
CED-62		<10	<1	0.09	20	0.22	322	1	<0.01	15	250	15	0.01	<2	3	13
CED-63		<10	<1	0.14	20	0.25	548	2	0.01	15	530	16	0.06	<2	3	17
CED-64		<10	<1	0.10	20	0.65	273	1	0.01	38	350	11	0.02	<2	10	16
CED-65		<10	<1	0.08	10	0.32	177	1	0.01	17	310	9	0.02	<2	3	15
CED-66		<10	<1	0.09	10	0.24	163	1	0.01	16	400	10	0.02	<2	3	17
CED-67		<10	<1	0.11	10	0.45	284	2	0.02	25	350	9	0.02	<2	6	22
CED-68		<10	<1	0.09	20	0.24	337	1	<0.01	19	280	16	0.01	<2	4	13
CED-69		<10	<1	0.08	20	0.22	269	2	<0.01	28	400	8	0.03	<2	5	14
CED-70		<10	<1	0.08	10	0.42	262	2	<0.01	26	340	8	0.01	<2	4	14
CED-71		<10	<1	0.08	20	0.43	215	2	0.01	23	290	8	0.02	<2	5	21
CED-72		<10	<1	0.08	20	0.23	392	2	0.01	36	600	18	0.05	<2	5	26
CED-73		<10	<1	0.09	20	0.48	354	1	<0.01	31	450	17	<0.01	<2	5	24
CED-74		<10	<1	0.10	20	0.37	443	1	0.01	36	220	31	0.03	<2	6	28
CED-75		<10	<1	0.10	30	0.39	337	1	<0.01	25	250	25	0.01	<2	6	22
CED-76		<10	<1	0.10	20	0.33	183	1	<0.01	16	170	20	0.01	<2	3	16
CED-77		<10	<1	0.08	30	0.05	39	1	<0.01	2	140	25	0.01	<2	1	10
CED-78		<10	<1	0.09	30	0.41	1180	1	0.01	25	440	35	0.02	<2	4	30
CED-79		<10	<1	0.09	20	0.42	459	1	0.01	37	400	18	0.01	<2	7	32
CED-80		<10	<1	0.09	10	0.31	255	1	0.01	14	190	11	0.01	<2	3	19
CED-81		<10	<1	0.10	20	0.55	480	1	0.01	24	350	15	0.01	<2	4	26
CED-82		<10	<1	0.07	10	0.38	385	2	0.01	30	450	10	0.01	<2	4	19
CED-83		<10	<1	0.06	10	0.35	411	2	0.01	21	650	9	0.02	<2	3	19
CED-84		<10	<1	0.07	10	0.35	258	2	<0.01	21	590	9	0.02	<2	5	19
CED-85		10	<1	0.06	10	0.38	302	1	<0.01	21	450	7	0.01	<2	4	13
CED-86		<10	<1	0.06	10	0.27	267	1	0.01	26	450	8	0.02	<2	4	20
CED-87		<10	<1	0.08	10	0.28	275	1	<0.01	22	640	9	0.01	<2	3	16
CED-88		<10	<1	0.09	10	0.29	283	1	<0.01	16	350	10	0.01	<2	3	17
CED-89		<10	<1	0.08	20	0.28	276	1	0.01	18	310	13	0.01	<2	4	15
CED-90		10	<1	0.09	20	0.37	294	1	0.01	21	230	14	0.01	<2	4	18
CED-91		<10	<1	0.11	20	0.36	293	1	0.02	26	370	23	0.02	<2	5	20
CED-92		<10	<1	0.09	20	0.14	188	1	0.02	16	490	18	0.04	<2	2	15
CED-93		<10	<1	0.09	10	0.23	405	1	0.01	20	430	17	0.03	<2	3	17
CED-94		<10	<1	0.05	10	0.09	223	1	0.02	7	270	15	0.01	<2	1	11
CED-95		<10	<1	0.05	20	0.25	214	1	0.01	12	220	13	0.01	<2	3	13
CED-96		<10	<1	0.07	20	0.27	187	1	0.02	15	200	12	0.02	<2	3	17
CED-97		<10	<1	0.07	20	0.27	228	1	0.02	16	390	14	0.02	<2	3	19



ALS Canada Ltd.  
 2103 Dollarton Hwy  
 North Vancouver BC V7H 0A7  
 Phone: 604 984 0221 Fax: 604 984 0218 www.alsglobal.com

To: KREFT, BERNIE  
 #1 LOCUST PLACE  
 WHITEHORSE YT Y1A 5C4

Page: 4 - C  
 Total # Pages: 5 (A - C)  
 Finalized Date: 10-SEP-2010  
 Account: KREBER

CERTIFICATE OF ANALYSIS VA10124450

Sample Description	Method Analyte Units LOR	ME-ICP41	ME-ICP41	ME-ICP41	ME-ICP41	ME-ICP41	ME-ICP41	
		Th	Ti	Ti	U	V	W	Zn
		ppm	%	ppm	ppm	ppm	ppm	ppm
		20	0.01	10	10	1	10	2
CED-58		<20	0.04	<10	<10	39	<10	49
CED-59		<20	0.03	<10	<10	39	<10	65
CED-60		<20	0.02	<10	<10	35	<10	44
CED-61		<20	0.04	<10	<10	41	<10	56
CED-62		<20	0.03	<10	<10	36	<10	55
CED-63		<20	0.03	<10	<10	36	<10	48
CED-64		<20	0.08	<10	<10	59	<10	71
CED-65		<20	0.03	<10	<10	51	<10	46
CED-66		<20	0.03	<10	<10	55	<10	48
CED-67		<20	0.06	<10	<10	60	<10	63
CED-68		<20	0.03	<10	<10	37	<10	38
CED-69		<20	0.03	<10	<10	54	<10	60
CED-70		<20	0.07	<10	<10	69	<10	66
CED-71		<20	0.06	<10	<10	59	<10	54
CED-72		<20	0.03	<10	<10	49	<10	77
CED-73		<20	0.04	<10	<10	40	<10	75
CED-74		<20	0.03	<10	<10	40	<10	74
CED-75		<20	0.05	<10	<10	39	<10	63
CED-76		<20	0.05	<10	<10	43	<10	50
CED-77		<20	0.01	<10	<10	16	<10	31
CED-78		<20	0.05	<10	<10	44	<10	61
CED-79		<20	0.05	<10	<10	46	<10	76
CED-80		<20	0.04	<10	<10	41	<10	42
CED-81		<20	0.05	<10	<10	42	<10	57
CED-82		<20	0.05	<10	<10	56	<10	62
CED-83		<20	0.04	<10	<10	57	<10	53
CED-84		<20	0.05	<10	<10	63	<10	54
CED-85		<20	0.06	<10	<10	67	<10	64
CED-86		<20	0.03	<10	<10	60	<10	59
CED-87		<20	0.04	<10	<10	58	<10	46
CED-88		<20	0.04	<10	<10	47	<10	47
CED-89		<20	0.04	<10	<10	43	<10	53
CED-90		<20	0.04	<10	<10	50	<10	70
CED-91		<20	0.07	<10	<10	50	<10	64
CED-92		<20	0.02	<10	<10	45	<10	56
CED-93		<20	0.03	<10	<10	46	<10	58
CED-94		<20	0.02	<10	<10	26	<10	26
CED-95		<20	0.04	<10	<10	35	<10	39
CED-96		<20	0.04	<10	<10	44	<10	41
CED-97		<20	0.04	<10	<10	38	<10	48




ALS Canada Ltd.  
 2103 Dollarton Hwy  
 North Vancouver BC V7H 0A7  
 Phone: 604 984 0221 Fax: 604 984 0218 www.alsglobal.com

To: KREFT, BERNIE  
 #1 LOCUST PLACE  
 WHITEHORSE YT Y1A 5C4

Page: 5 - A  
 Total # Pages: 5 (A - C)  
 Finalized Date: 10-SEP-2010  
 Account: KREBER

**CERTIFICATE OF ANALYSIS VA10124450**

Sample Description	Method Analyte Units LOR	WEI-21 Recvd Wt. kg	Au-AA23 Au ppm	ME-ICP41 Ag ppm	ME-ICP41 Al %	ME-ICP41 As ppm	ME-ICP41 B ppm	ME-ICP41 Ba ppm	ME-ICP41 Be ppm	ME-ICP41 Bi ppm	ME-ICP41 Ca %	ME-ICP41 Cd ppm	ME-ICP41 Co ppm	ME-ICP41 Cr ppm	ME-ICP41 Cu ppm	ME-ICP41 Fe %
CED-98		0.26	0.006	0.3	1.11	16	<10	190	0.5	<2	7.4	0.7	8	29	46	2.15
CED-99		0.24	0.005	0.4	1.62	19	<10	260	0.8	<2	8.7	0.7	9	43	48	2.57
CED-100		0.50	0.005	0.2	1.42	22	<10	260	<0.5	<2	0.39	<0.5	12	52	30	2.70
CED-101		0.24	<0.005	0.2	2.39	3	<10	290	<0.5	<2	1.13	<0.5	21	60	82	4.95
CED-102		0.22	0.006	0.4	2.73	19	<10	340	0.8	<2	0.92	0.6	17	85	54	4.14
CED-103		0.26	<0.005	<0.2	3.26	16	<10	410	0.6	<2	0.59	<0.5	18	104	51	4.59
CED-104		0.38	<0.005	<0.2	1.83	6	<10	230	0.7	<2	0.45	<0.5	12	47	51	2.99
CED-105		0.26	<0.005	0.2	1.35	5	<10	190	<0.5	<2	0.22	<0.5	9	34	38	2.35
CED-106		0.40	0.007	0.2	0.74	5	<10	150	0.5	<2	0.80	0.5	11	31	53	2.57
CED-107		0.14	0.010	<0.2	2.04	10	<10	210	0.5	<2	1.81	0.6	9	33	20	2.80
CED-108		0.40	0.005	0.2	1.42	12	<10	280	1.1	<2	0.93	2.5	20	74	75	4.48
CED-109		0.46	<0.005	0.2	0.66	2	<10	150	0.6	<2	0.39	0.6	8	25	50	2.54
CED-110		0.22	<0.005	0.2	1.22	7	<10	200	<0.5	<2	0.37	<0.5	6	33	24	2.40
CED-111		0.26	0.007	0.2	2.24	11	<10	280	0.5	<2	0.15	<0.5	11	33	35	3.53
CED-112		0.42	<0.005	0.3	1.39	<2	<10	210	0.6	<2	0.65	<0.5	10	39	36	2.69
CED-113		0.22	<0.005	0.2	0.90	7	<10	140	0.6	<2	1.30	0.5	7	19	33	2.02
CED-114		0.40	0.006	0.3	1.49	7	<10	210	0.6	<2	1.94	<0.5	6	21	28	1.71
CED-115		0.18	<0.005	0.3	1.30	7	<10	200	<0.5	<2	1.64	<0.5	8	22	27	1.95
CED-116		0.32	0.005	0.3	1.54	9	<10	290	0.6	<2	0.79	<0.5	10	29	36	2.58
CED-117		0.18	<0.005	0.3	1.44	8	<10	250	0.6	<2	0.58	<0.5	9	28	34	2.44
CED-118		0.30	0.007	0.2	1.24	9	<10	230	0.5	<2	0.75	<0.5	8	24	27	2.17
CED-119		0.20	0.007	<0.2	0.85	3	<10	80	<0.5	<2	0.34	<0.5	3	12	18	0.81
CED-120		0.12	<0.005	0.2	1.38	8	<10	270	<0.5	<2	1.29	0.5	7	21	26	1.99
CED-121		0.24	0.012	0.4	2.19	6	<10	200	0.6	<2	0.14	<0.5	10	36	38	2.93
CED-122		0.40	<0.005	<0.2	1.94	<2	<10	150	0.8	<2	0.22	<0.5	5	17	12	2.16
CED-123		0.30	0.013	0.2	2.10	8	<10	240	0.6	<2	0.30	<0.5	9	51	29	2.99
CED-124		0.26	<0.005	0.2	1.93	7	<10	220	0.5	<2	0.13	<0.5	10	34	31	2.82
CED-125		0.28	0.008	0.4	1.06	8	<10	150	0.7	<2	0.30	0.7	8	24	34	2.10
CED-126		0.28	<0.005	0.3	1.72	6	<10	170	<0.5	<2	0.20	1.4	9	35	18	2.44
CED-127		0.22	<0.005	0.5	0.95	7	<10	70	<0.5	<2	0.04	<0.5	6	15	38	1.67
CED-128		0.30	<0.005	<0.2	1.37	8	<10	160	<0.5	<2	0.12	<0.5	5	22	22	2.30
CED-129		0.22	<0.005	<0.2	1.01	5	<10	40	<0.5	<2	0.53	<0.5	5	14	22	1.78
CED-130		0.38	<0.005	0.2	1.26	8	<10	150	0.5	<2	1.48	<0.5	10	24	33	2.32
CED-131		0.28	<0.005	<0.2	1.68	11	<10	250	0.6	2	1.10	<0.5	11	32	41	2.90
CED-132		0.30	0.005	<0.2	1.27	11	<10	120	0.7	<2	2.11	<0.5	8	25	43	2.09
CED-133		0.26	<0.005	<0.2	0.66	8	<10	90	0.5	<2	5.56	<0.5	5	13	39	1.33



ALS Canada Ltd.  
 2103 Dollarton Hwy  
 North Vancouver BC V7H 0A7  
 Phone: 604 984 0221 Fax: 604 984 0218 www.alsglobal.com

To: KREFT, BERNIE  
 #1 LOCUST PLACE  
 WHITEHORSE YT Y1A 5C4

Page: 5 - B  
 Total # Pages: 5 (A - C)  
 Finalized Date: 10-SEP-2010  
 Account: KREBER

**CERTIFICATE OF ANALYSIS VA10124450**

Sample Description	Method Analyte Units LOR	ME-ICP41	ME-ICP41	ME-ICP41	ME-ICP41	ME-ICP41	ME-ICP41	ME-ICP41	ME-ICP41	ME-ICP41	ME-ICP41	ME-ICP41	ME-ICP41	ME-ICP41	ME-ICP41	
		Ga ppm	Hg ppm	K %	La ppm	Mg %	Mn ppm	Mo ppm	Na %	Ni ppm	P ppm	Pb ppm	S %	Sb ppm	Sc ppm	Sr ppm
CED-98		<10	<1	0.07	10	0.42	466	<1	0.03	42	1110	8	0.03	<2	4	66
CED-99		<10	<1	0.06	20	0.33	781	<1	0.03	58	990	9	0.03	<2	8	70
CED-100		<10	<1	0.05	10	0.48	476	1	0.02	52	460	7	0.01	2	5	25
CED-101		10	<1	0.66	10	1.37	275	<1	0.02	74	4710	<2	0.01	<2	7	54
CED-102		10	<1	0.05	20	0.99	703	<1	0.02	108	770	9	0.01	<2	11	23
CED-103		10	<1	0.04	10	1.55	527	<1	0.02	78	850	7	0.01	<2	9	25
CED-104		10	<1	0.06	20	0.69	483	<1	0.02	49	380	9	0.01	<2	7	16
CED-105		<10	<1	0.10	30	0.49	270	<1	0.02	31	360	9	0.01	<2	4	11
CED-106		<10	<1	0.09	30	0.25	534	<1	0.01	80	1130	9	0.01	<2	6	11
CED-107		<10	<1	0.04	10	0.39	396	<1	0.03	31	380	9	0.03	<2	4	52
CED-108		10	4	0.03	40	0.25	1665	<1	0.01	327	970	13	0.01	3	27	16
CED-109		<10	1	0.05	40	0.14	152	1	0.01	55	640	11	0.01	<2	6	11
CED-110		<10	<1	0.06	20	0.24	250	1	0.02	28	320	10	0.02	<2	2	18
CED-111		10	<1	0.05	10	0.40	505	1	0.02	27	290	10	0.01	<2	5	15
CED-112		<10	<1	0.28	40	0.70	421	<1	0.02	40	730	12	0.01	<2	5	13
CED-113		<10	<1	0.04	10	0.38	571	<1	0.02	27	630	7	0.02	<2	4	21
CED-114		<10	<1	0.03	10	1.22	469	<1	0.02	22	420	6	0.02	<2	3	23
CED-115		<10	<1	0.04	10	0.70	559	<1	0.03	24	520	6	0.02	<2	4	30
CED-116		<10	<1	0.05	20	0.47	632	<1	0.03	30	560	10	0.02	<2	5	28
CED-117		<10	<1	0.04	10	0.44	687	<1	0.03	30	470	8	0.02	<2	5	23
CED-118		<10	<1	0.04	10	0.35	656	<1	0.03	25	520	7	0.02	<2	3	25
CED-119		<10	<1	0.01	10	0.79	329	<1	0.01	13	210	3	0.01	<2	2	7
CED-120		<10	<1	0.03	10	0.29	666	<1	0.03	19	530	7	0.04	<2	3	39
CED-121		10	<1	0.05	20	0.52	282	<1	0.01	37	220	11	0.01	<2	5	14
CED-122		<10	<1	0.40	10	0.97	490	<1	0.01	12	340	5	0.01	<2	3	6
CED-123		10	<1	0.07	20	0.73	349	<1	0.02	31	190	8	0.01	<2	6	19
CED-124		10	<1	0.07	10	0.33	1060	1	0.02	22	460	10	0.01	<2	4	12
CED-125		<10	<1	0.03	30	0.21	817	1	0.02	46	490	8	0.01	<2	8	13
CED-126		10	<1	0.05	10	0.29	568	1	0.03	23	440	9	0.02	<2	3	14
CED-127		<10	<1	0.02	<10	0.09	508	1	0.01	56	250	9	0.01	3	3	5
CED-128		<10	<1	0.04	10	0.23	406	1	0.01	18	400	10	0.01	<2	3	9
CED-129		<10	<1	0.02	20	0.07	213	1	0.01	29	1480	7	0.01	3	3	16
CED-130		<10	<1	0.06	20	0.35	583	1	0.02	33	510	10	0.02	<2	5	40
CED-131		<10	<1	0.06	20	0.57	644	1	0.03	35	450	11	0.02	<2	5	40
CED-132		<10	<1	0.04	30	0.31	318	1	0.01	33	170	10	0.01	<2	7	35
CED-133		<10	<1	0.03	20	0.21	681	1	0.01	24	280	6	0.02	2	5	60




ALS Canada Ltd.  
 2103 Dollarton Hwy  
 North Vancouver BC V7H 0A7  
 Phone: 604 984 0221 Fax: 604 984 0218 www.alsglobal.com

To: KREFT, BERNIE  
 #1 LOCUST PLACE  
 WHITEHORSE YT Y1A 5C4

Page: 5 - C  
 Total # Pages: 5 (A - C)  
 Finalized Date: 10-SEP-2010  
 Account: KREBER

CERTIFICATE OF ANALYSIS VA10124450

Sample Description	Method Analyte Units LOR	ME-ICP41	ME-ICP41	ME-ICP41	ME-ICP41	ME-ICP41	ME-ICP41	ME-ICP41
		Th	Ti	Tl	U	V	W	Zn
		ppm	%	ppm	ppm	ppm	ppm	ppm
		20	0.01	10	10	1	10	2
CED-98		<20	0.03	<10	<10	45	<10	74
CED-99		<20	0.03	<10	<10	51	<10	70
CED-100		<20	0.06	<10	<10	56	<10	60
CED-101		<20	0.16	<10	<10	94	<10	162
CED-102		<20	0.08	<10	<10	103	<10	140
CED-103		<20	0.07	<10	<10	108	<10	119
CED-104		<20	0.06	<10	<10	61	<10	80
CED-105		<20	0.05	<10	<10	41	<10	60
CED-106		<20	0.02	<10	<10	44	<10	91
CED-107		<20	0.05	<10	<10	61	<10	67
CED-108		<20	0.04	<10	<10	95	<10	248
CED-109		<20	0.01	<10	<10	38	<10	89
CED-110		<20	0.05	<10	<10	52	<10	50
CED-111		<20	0.05	<10	<10	78	<10	69
CED-112		<20	0.08	<10	<10	42	<10	82
CED-113		<20	0.04	<10	<10	40	<10	68
CED-114		<20	0.05	<10	<10	35	<10	49
CED-115		<20	0.05	<10	<10	39	<10	52
CED-116		<20	0.06	<10	<10	51	<10	62
CED-117		<20	0.05	<10	<10	49	<10	62
CED-118		<20	0.04	<10	<10	42	<10	49
CED-119		<20	0.02	<10	<10	14	<10	25
CED-120		<20	0.04	<10	<10	38	<10	54
CED-121		<20	0.05	<10	<10	51	<10	72
CED-122		<20	0.08	<10	<10	17	<10	61
CED-123		<20	0.08	<10	<10	55	<10	60
CED-124		<20	0.06	<10	<10	63	<10	57
CED-125		<20	0.03	<10	<10	36	<10	73
CED-126		<20	0.05	<10	<10	52	<10	81
CED-127		<20	0.03	<10	<10	27	<10	62
CED-128		<20	0.05	<10	<10	48	<10	53
CED-129		<20	0.02	<10	<10	21	<10	35
CED-130		<20	0.05	<10	<10	44	<10	61
CED-131		<20	0.07	<10	<10	57	<10	76
CED-132		<20	0.04	<10	<10	44	<10	56
CED-133		<20	0.02	<10	<10	24	<10	39




ALS Canada Ltd.  
 2103 Dollarton Hwy  
 North Vancouver BC V7H 0A7  
 Phone: 604 984 0221 Fax: 604 984 0218 www.alsglobal.com

To: KREFT, BERNIE  
 #1 LOCUST PLACE  
 WHITEHORSE YT Y1A 5C4

Page: 2 - A  
 Total # Pages: 2 (A - C)  
 Finalized Date: 14-SEP-2010  
 Account: KREBER

**CERTIFICATE OF ANALYSIS VA10124451**

Sample Description	Method Analyte Units LOR	WEI-21	Au-AA23	ME-ICP41	ME-ICP41	ME-ICP41	ME-ICP41	ME-ICP41	ME-ICP41	ME-ICP41	ME-ICP41	ME-ICP41	ME-ICP41	ME-ICP41	ME-ICP41	
		Recvd Wt. kg	Au ppm	Ag ppm	Al %	As ppm	B ppm	Ba ppm	Be ppm	Bi ppm	Ca %	Cd ppm	Co ppm	Cr ppm	Cu ppm	Fe %
CER-01		0.48	0.008	<0.2	0.16	9	<10	70	<0.5	<2	0.02	<0.5	1	9	4	0.39
CER-02		1.40	0.154	1.5	0.34	2140	<10	200	<0.5	<2	0.03	<0.5	8	21	125	8.52



ALS Canada Ltd.  
 2103 Dollarton Hwy  
 North Vancouver BC V7H 0A7  
 Phone: 604 984 0221 Fax: 604 984 0218 www.alsglobal.com


To: KREFT, BERNIE  
 #1 LOCUST PLACE  
 WHITEHORSE YT Y1A 5C4

Page: 2 - B  
 Total # Pages: 2 (A - C)  
 Finalized Date: 14-SEP-2010  
 Account: KREBER

**CERTIFICATE OF ANALYSIS VA10124451**

Sample Description	Method Analyte Units LOR	ME-ICP41	ME-ICP41	ME-ICP41	ME-ICP41	ME-ICP41	ME-ICP41	ME-ICP41	ME-ICP41	ME-ICP41	ME-ICP41	ME-ICP41	ME-ICP41	ME-ICP41	ME-ICP41	
		Ga	Hg	K	La	Mg	Mn	Mo	Na	Ni	P	Pb	S	Sb	Sc	Sr
		ppm	ppm	%	ppm	%	ppm	ppm	%	ppm	ppm	ppm	%	ppm	ppm	ppm
		10	1	0.01	10	0.01	5	1	0.01	1	10	2	0.01	2	1	1
CER-01		<10	<1	0.11	10	0.01	30	<1	<0.01	1	50	4	<0.01	<2	<1	2
CER-02		<10	<1	0.06	<10	0.01	161	<1	0.01	49	1360	8	<0.01	11	9	4





ALS Canada Ltd.  
 2103 Dollarton Hwy  
 North Vancouver BC V7H 0A7  
 Phone: 604 984 0221 Fax: 604 984 0218 www.alsglobal.com

To: KREFT, BERNIE  
 #1 LOCUST PLACE  
 WHITEHORSE YT Y1A 5C4

Page: 2 - C  
 Total # Pages: 2 (A - C)  
 Finalized Date: 14-SEP-2010  
 Account: KREBER

**CERTIFICATE OF ANALYSIS VA10124451**

Sample Description	Method Analyte Units LOR	ME-ICP41	ME-ICP41	ME-ICP41	ME-ICP41	ME-ICP41	ME-ICP41	ME-ICP41
		Th	Ti	Tl	U	V	W	Zn
		ppm	%	ppm	ppm	ppm	ppm	ppm
		20	0.01	10	10	1	10	2
CER-01		<20	<0.01	<10	<10	6	<10	3
CER-02		<20	<0.01	<10	<10	41	<10	160



**Minerals**


ALS Canada Ltd.  
2103 Dollarton Hwy  
North Vancouver BC V7H 0A7  
Phone: 604 984 0221 Fax: 604 984 0218 www.alsglobal.com

To: **KREFT, BERNIE**  
**#1 LOCUST PLACE**  
**WHITEHORSE YT Y1A 5C4**

Page: 2 - A  
Total # Pages: 2 (A)  
Finalized Date: 2-OCT-2010  
Account: KREBER

**CERTIFICATE OF ANALYSIS VA10138407**

Sample Description	Method Analyte Units LOR	WEI-21	Au-AA23
		Recvd Wt. kg	Au ppm
		0.02	0.005
CER-03		0.50	<0.005
CER-04		1.08	0.260
CER-05		1.34	0.068
CER-06		1.30	0.006
CER-07		0.90	0.110
CER-08		1.00	0.022
CER-09		0.80	0.015
CER-10		0.42	0.049




ALS Canada Ltd.  
 2103 Dollarton Hwy  
 North Vancouver BC V7H 0A7  
 Phone: 604 984 0221 Fax: 604 984 0218 www.alsglobal.com

To: KREFT, BERNIE  
 #1 LOCUST PLACE  
 WHITEHORSE YT Y1A 5C4

Page: 2 - A  
 Total # Pages: 2 (A - C)  
 Finalized Date: 7-OCT-2010  
 Account: KREBER

**CERTIFICATE OF ANALYSIS VA10140804**

Sample Description	Method Analyte Units LOR	ME-ICP41	ME-ICP41	ME-ICP41	ME-ICP41	ME-ICP41	ME-ICP41	ME-ICP41	ME-ICP41	ME-ICP41	ME-ICP41	ME-ICP41	ME-ICP41	ME-ICP41	ME-ICP41	
		Ag ppm	Al %	As ppm	B ppm	Ba ppm	Be ppm	Bi ppm	Ca %	Cd ppm	Co ppm	Cr ppm	Cu ppm	Fe %	Ga ppm	Hg ppm
		0.2	0.01	2	10	10	0.5	2	0.01	0.5	1	1	1	0.01	10	1
CER-03		<0.2	1.29	<2	<10	200	<0.5	<2	0.01	<0.5	1	3	5	1.95	<10	<1
CER-04		0.5	0.27	7710	<10	570	<0.5	<2	<0.01	<0.5	<1	3	18	1.17	<10	<1
CER-05		<0.2	0.48	1055	<10	730	0.5	<2	0.02	<0.5	<1	4	11	1.45	<10	<1
CER-06		<0.2	0.28	75	<10	120	<0.5	<2	0.04	<0.5	2	20	41	1.81	<10	<1
CER-07		0.2	0.43	504	<10	610	<0.5	<2	0.01	<0.5	<1	4	2	1.38	<10	<1
CER-08		<0.2	0.47	444	<10	270	0.5	<2	<0.01	<0.5	1	6	21	2.04	<10	<1
CER-09		<0.2	0.04	161	<10	120	<0.5	<2	<0.01	<0.5	1	16	<1	0.84	<10	<1
CER-10		0.2	0.30	54	<10	30	<0.5	<2	0.02	<0.5	21	3	23	4.74	<10	<1



ALS Canada Ltd.  
 2103 Dollarton Hwy  
 North Vancouver BC V7H 0A7  
 Phone: 604 984 0221 Fax: 604 984 0218 www.alsglobal.com

To: KREFT, BERNIE  
 #1 LOCUST PLACE  
 WHITEHORSE YT Y1A 5C4

Page: 2 - B  
 Total # Pages: 2 (A - C)  
 Finalized Date: 7-OCT-2010  
 Account: KREBER

**CERTIFICATE OF ANALYSIS VA10140804**

Sample Description	Method Analyte Units LOR	ME-ICP41	ME-ICP41	ME-ICP41	ME-ICP41	ME-ICP41	ME-ICP41	ME-ICP41	ME-ICP41	ME-ICP41	ME-ICP41	ME-ICP41	ME-ICP41	ME-ICP41	ME-ICP41	
		K %	La ppm	Mg %	Mn ppm	Mo ppm	Na %	Ni ppm	P ppm	Pb ppm	S %	Sb ppm	Sc ppm	Sr ppm	Th ppm	Ti %
		0.01	10	0.01	5	1	0.01	1	10	2	0.01	2	1	1	20	0.01
CER-03		0.13	20	1.02	488	<1	0.02	<1	80	4	0.05	<2	1	10	<20	<0.01
CER-04		0.19	20	0.01	31	<1	0.05	<1	260	3	0.36	<2	1	17	<20	<0.01
CER-05		0.46	30	0.02	39	<1	0.03	<1	120	15	0.21	<2	1	13	<20	<0.01
CER-06		0.08	10	0.02	145	<1	<0.01	20	380	<2	0.01	<2	2	2	<20	<0.01
CER-07		0.52	30	0.01	31	<1	0.04	<1	100	7	0.36	<2	1	18	<20	<0.01
CER-08		0.28	30	0.01	20	1	0.01	10	290	12	<0.01	<2	1	6	<20	<0.01
CER-09		0.03	<10	<0.01	58	<1	0.01	<1	30	<2	0.05	<2	<1	3	<20	<0.01
CER-10		0.16	10	0.04	19	10	0.04	11	110	10	4.71	<2	<1	4	<20	<0.01




ALS Canada Ltd.  
 2103 Dollarton Hwy  
 North Vancouver BC V7H 0A7  
 Phone: 604 984 0221 Fax: 604 984 0218 www.alsglobal.com

To: KREFT, BERNIE  
 #1 LOCUST PLACE  
 WHITEHORSE YT Y1A 5C4

Page: 2 - C  
 Total # Pages: 2 (A - C)  
 Finalized Date: 7-OCT-2010  
 Account: KREBER

**CERTIFICATE OF ANALYSIS VA10140804**

Sample Description	Method Analyte Units LOR	ME-ICP41	ME-ICP41	ME-ICP41	ME-ICP41	ME-ICP41
		Tl	U	V	W	Zn
		ppm 10	ppm 10	ppm 1	ppm 10	ppm 2
CER-03		<10	<10	1	<10	72
CER-04		<10	<10	1	<10	7
CER-05		<10	<10	1	<10	17
CER-06		<10	<10	28	<10	47
CER-07		<10	<10	1	<10	12
CER-08		<10	<10	3	<10	55
CER-09		<10	<10	1	<10	4
CER-10		<10	<10	1	<10	19



ALS Canada Ltd.  
 2103 Dollarton Hwy  
 North Vancouver BC V7H 0A7  
 Phone: 604 984 0221 Fax: 604 984 0218 www.alsglobal.com

To: KREFT, BERNIE  
 #1 LOCUST PLACE  
 WHITEHORSE YT Y1A 5C4

Page: 2 - A  
 Total # Pages: 6 (A - C)  
 Finalized Date: 7-OCT-2010  
 Account: KREBER

**CERTIFICATE OF ANALYSIS VA10138405**

Sample Description	Method	WEI-21	Au-AA23	Au-AA23	ME-ICP41	ME-ICP41	ME-ICP41	ME-ICP41	ME-ICP41	ME-ICP41	ME-ICP41	ME-ICP41	ME-ICP41	ME-ICP41	ME-ICP41	ME-ICP41
	Analyte	Recvd Wt.	Au	Au Check	Ag	Al	As	B	Ba	Be	Bi	Ca	Cd	Co	Cr	Cu
	Units	kg	ppm	ppm	ppm	%	ppm	ppm	ppm	ppm	ppm	%	ppm	ppm	ppm	ppm
	LOR	0.02	0.005	0.005	0.2	0.01	2	10	10	0.5	2	0.01	0.5	1	1	1
CES-09		0.64	<0.005		0.2	1.38	68	<10	160	<0.5	2	0.25	<0.5	12	88	20
CES-10		0.46	0.005		<0.2	1.09	14	<10	140	<0.5	2	0.19	<0.5	5	23	10
CES-11		0.48	<0.005		<0.2	0.96	7	<10	120	<0.5	<2	0.24	<0.5	4	17	9
CED-134		0.34	<0.005		<0.2	1.40	19	<10	90	<0.5	<2	0.09	<0.5	3	21	11
KSD-49		0.22	0.052		<0.2	2.70	22	<10	150	<0.5	2	0.30	<0.5	20	21	71
KSD-50		0.44	<0.005		<0.2	2.91	4	<10	160	<0.5	<2	0.29	<0.5	35	29	173
KSD-51		0.26	0.009		0.2	2.30	21	<10	180	<0.5	<2	0.31	<0.5	14	32	49
KSD-52		0.32	0.038		<0.2	2.23	98	<10	210	0.6	2	0.19	<0.5	12	21	37
KSD-53		0.36	<0.005		<0.2	2.85	68	<10	200	0.5	<2	0.19	<0.5	19	34	57
KSD-54		0.42	0.152		<0.2	2.79	799	<10	210	0.6	<2	0.11	<0.5	18	28	53
KSD-55		0.26	0.038		<0.2	2.05	436	<10	220	0.5	<2	0.19	<0.5	14	24	37
KSD-56		0.40	0.030		<0.2	1.52	170	<10	150	<0.5	<2	0.10	<0.5	8	19	22
KSD-57		0.30	<0.005		<0.2	2.03	16	<10	210	0.5	<2	0.20	<0.5	17	56	43
KSD-58		0.46	<0.005		<0.2	1.62	7	<10	160	<0.5	<2	0.22	<0.5	13	109	30
KSD-59		0.28	<0.005		<0.2	1.77	4	<10	210	0.8	<2	0.21	<0.5	9	22	20
KSD-60		0.34	0.008		<0.2	2.45	3	<10	510	1.1	<2	0.27	<0.5	13	17	17
KSD-61		0.34	0.018		0.6	2.07	109	<10	210	<0.5	<2	0.21	<0.5	15	23	59
KSD-62		0.34	0.070		1.0	2.30	120	<10	90	<0.5	<2	0.15	<0.5	20	18	65
KSD-63		0.26	0.032		0.5	1.98	77	<10	150	<0.5	<2	0.29	<0.5	18	54	60
KSD-64		0.38	0.042		2.6	2.05	138	<10	190	<0.5	<2	0.36	1.4	15	24	60
KSD-65		0.30	0.030		1.1	2.24	213	<10	180	<0.5	<2	0.36	<0.5	17	23	71
KSD-66		0.34	0.141		30.2	3.12	577	<10	90	<0.5	<2	0.29	1.5	30	16	120
KSD-67		0.32	0.090		1.8	2.87	550	<10	120	<0.5	<2	0.34	1.6	34	24	101
KSD-68		0.38	0.021		1.0	2.76	215	<10	110	<0.5	<2	0.18	1.2	23	42	85
KSD-69		0.26	0.048		3.9	2.82	328	<10	150	<0.5	<2	0.27	5.3	26	37	137
KSD-70		0.40	0.052		12.9	2.95	406	<10	120	<0.5	<2	0.29	5.8	30	28	140
KSD-71		0.20	0.027		3.1	2.09	310	<10	180	0.5	<2	0.27	1.8	16	29	59
KSD-72		0.38	0.387		28.4	2.25	1900	<10	90	<0.5	<2	0.20	11.1	21	31	213
KSD-73		0.24	0.044		5.6	1.99	380	<10	140	<0.5	<2	0.34	5.9	16	25	93
KSD-74		0.32	0.014		1.3	3.32	107	<10	150	0.5	<2	0.14	1.6	25	30	132
KSD-75		0.30	0.021		<0.2	2.05	115	<10	230	0.5	<2	0.17	<0.5	15	28	38
KSD-76		0.38	0.066		<0.2	2.17	96	<10	150	<0.5	<2	0.27	<0.5	16	22	43
KSD-77		0.28	0.031		<0.2	2.27	115	<10	240	0.5	<2	0.40	<0.5	17	27	56
KSD-78		0.40	0.095		0.2	2.29	43	<10	200	<0.5	<2	0.15	<0.5	13	29	32
KSD-79		0.38	0.020		<0.2	2.20	47	<10	240	<0.5	<2	0.23	<0.5	16	28	40
KSD-80		0.40	0.011		<0.2	2.00	51	<10	150	<0.5	<2	0.16	<0.5	10	26	36
KSD-81		0.20	0.039		0.2	1.89	81	<10	270	<0.5	<2	0.42	<0.5	14	27	41
KSD-82		0.36	0.024		<0.2	2.35	101	<10	200	<0.5	<2	0.27	<0.5	17	26	47
KSD-83		0.36	0.011		0.3	2.38	52	<10	170	0.5	<2	0.24	<0.5	14	26	53
KSD-84		0.36	0.008		<0.2	3.05	49	<10	120	0.5	<2	0.26	<0.5	26	29	79



ALS Canada Ltd.  
 2103 Dollarton Hwy  
 North Vancouver BC V7H 0A7  
 Phone: 604 984 0221 Fax: 604 984 0218 www.alsglobal.com

To: KREFT, BERNIE  
 #1 LOCUST PLACE  
 WHITEHORSE YT Y1A 5C4

Page: 2 - B  
 Total # Pages: 6 (A - C)  
 Finalized Date: 7-OCT-2010  
 Account: KREBER

**CERTIFICATE OF ANALYSIS VA10138405**

Sample Description	Method Analyte Units LOR	ME-ICP41	ME-ICP41	ME-ICP41	ME-ICP41	ME-ICP41	ME-ICP41	ME-ICP41	ME-ICP41	ME-ICP41	ME-ICP41	ME-ICP41	ME-ICP41	ME-ICP41	ME-ICP41	
		Fe %	Ga ppm	Hg ppm	K %	La ppm	Mg %	Mn ppm	Mo ppm	Na %	Ni ppm	P ppm	Pb ppm	S %	Sb ppm	Sc ppm
CES-09		2.81	<10	<1	0.10	10	0.73	400	2	0.01	35	690	9	0.01	<2	4
CES-10		1.76	<10	<1	0.05	10	0.28	131	1	0.01	11	530	6	0.01	<2	2
CES-11		1.69	<10	<1	0.03	10	0.23	127	1	0.01	8	570	6	0.01	<2	2
CED-134		2.56	10	<1	0.04	10	0.30	172	6	0.01	9	320	21	0.01	<2	2
KSD-49		4.96	10	<1	0.12	10	2.02	809	<1	0.01	16	380	28	<0.01	<2	11
KSD-50		5.00	10	<1	0.32	<10	2.45	682	<1	<0.01	23	590	3	<0.01	<2	4
KSD-51		3.81	10	<1	0.06	10	1.12	519	<1	0.01	20	380	18	<0.01	<2	7
KSD-52		3.89	10	1	0.09	20	1.11	594	1	0.01	12	290	13	<0.01	<2	9
KSD-53		4.94	10	1	0.44	10	2.46	1045	<1	0.01	19	630	8	0.01	3	17
KSD-54		5.25	10	1	0.34	10	1.90	906	<1	0.01	15	310	34	0.02	2	15
KSD-55		4.00	10	<1	0.20	10	1.30	650	<1	0.01	15	290	12	0.02	<2	10
KSD-56		2.86	<10	<1	0.08	10	0.75	391	<1	0.01	13	260	14	0.01	4	5
KSD-57		3.79	10	1	0.43	10	1.56	617	<1	0.01	23	540	12	0.02	<2	6
KSD-58		2.51	<10	<1	0.08	10	1.52	546	<1	0.01	37	390	10	0.02	<2	6
KSD-59		3.39	10	1	0.61	<10	1.14	743	<1	0.01	9	600	8	0.01	<2	5
KSD-60		4.76	10	<1	1.13	10	1.65	832	<1	0.01	7	640	6	0.01	<2	4
KSD-61		3.71	10	<1	0.06	10	1.18	724	<1	0.02	20	380	39	0.01	<2	7
KSD-62		4.73	10	1	0.05	10	1.78	1150	<1	0.01	16	450	82	0.02	2	7
KSD-63		3.87	10	1	0.05	10	1.16	955	1	0.02	24	500	52	0.02	<2	5
KSD-64		3.70	10	<1	0.05	10	1.21	645	<1	0.02	19	450	184	0.02	<2	7
KSD-65		4.16	10	1	0.06	10	1.45	845	<1	0.02	19	400	63	0.02	<2	9
KSD-66		6.32	10	1	0.12	10	2.98	1175	<1	0.01	21	580	944	0.03	11	10
KSD-67		5.83	10	1	0.11	10	3.00	1520	<1	0.01	29	430	234	0.02	3	12
KSD-68		4.49	<10	1	0.07	10	2.39	997	<1	0.01	36	360	136	0.01	<2	9
KSD-69		5.09	10	1	0.06	10	2.26	1170	<1	0.01	29	420	247	0.02	<2	13
KSD-70		5.42	10	1	0.06	10	3.03	1335	<1	0.01	23	380	598	0.01	7	14
KSD-71		3.69	10	1	0.05	10	1.06	624	1	0.02	29	780	279	0.02	3	4
KSD-72		5.11	<10	<1	0.06	10	1.61	977	2	0.01	21	1210	1650	0.03	36	5
KSD-73		4.22	<10	1	0.13	10	1.52	833	1	0.01	21	880	427	0.04	2	6
KSD-74		5.47	10	1	0.06	10	2.44	1660	<1	0.01	26	580	175	0.02	<2	13
KSD-75		3.55	10	1	0.05	10	0.92	654	<1	0.02	19	310	18	0.01	<2	6
KSD-76		4.04	10	1	0.08	10	1.46	703	<1	0.01	15	410	19	<0.01	<2	7
KSD-77		4.22	10	1	0.08	10	1.56	757	<1	0.02	18	500	17	0.01	2	9
KSD-78		3.51	10	<1	0.04	10	0.97	492	<1	0.01	17	410	24	0.01	<2	6
KSD-79		3.73	10	<1	0.05	10	1.33	637	<1	0.01	19	380	19	0.01	<2	8
KSD-80		3.15	10	1	0.04	10	0.95	395	<1	0.01	15	390	24	0.01	<2	5
KSD-81		3.50	<10	1	0.05	10	1.06	652	<1	0.02	19	610	16	0.01	2	7
KSD-82		3.86	<10	<1	0.06	10	1.47	627	<1	0.01	18	410	26	<0.01	<2	7
KSD-83		3.78	10	1	0.05	10	1.25	542	<1	0.01	19	360	13	0.01	<2	8
KSD-84		4.98	10	<1	0.05	10	2.56	1060	<1	0.01	21	470	34	0.01	<2	11



ALS Canada Ltd.  
 2103 Dollarton Hwy  
 North Vancouver BC V7H 0A7  
 Phone: 604 984 0221 Fax: 604 984 0218 www.alsglobal.com

To: KREFT, BERNIE  
 #1 LOCUST PLACE  
 WHITEHORSE YT Y1A 5C4

Page: 2 - C  
 Total # Pages: 6 (A - C)  
 Finalized Date: 7-OCT-2010  
 Account: KREBER

**CERTIFICATE OF ANALYSIS VA10138405**

Sample Description	Method Analyte Units LOR	ME-ICP41	ME-ICP41	ME-ICP41	ME-ICP41	ME-ICP41	ME-ICP41	ME-ICP41	ME-ICP41
		Sr	Th	Ti	Tl	U	V	W	Zn
		ppm 1	ppm 20	% 0.01	ppm 10	ppm 10	ppm 1	ppm 10	ppm 2
CES-09		21	<20	0.06	<10	<10	57	<10	73
CES-10		15	<20	0.05	<10	<10	38	<10	41
CES-11		15	<20	0.06	<10	<10	37	<10	39
CED-134		11	<20	0.04	<10	<10	43	<10	49
KSD-49		13	<20	0.11	<10	<10	106	<10	67
KSD-50		10	<20	0.16	<10	<10	122	<10	85
KSD-51		18	<20	0.06	<10	<10	84	<10	64
KSD-52		13	<20	0.08	<10	<10	75	<10	72
KSD-53		7	<20	0.19	<10	<10	155	<10	90
KSD-54		8	<20	0.18	<10	<10	149	<10	77
KSD-55		15	<20	0.11	<10	<10	94	<10	64
KSD-56		8	<20	0.07	<10	<10	42	<10	59
KSD-57		10	<20	0.14	<10	<10	93	<10	75
KSD-58		9	<20	0.07	<10	<10	54	<10	50
KSD-59		7	<20	0.16	<10	<10	51	<10	91
KSD-60		11	<20	0.21	<10	<10	77	<10	114
KSD-61		16	<20	0.05	<10	<10	61	<10	74
KSD-62		9	<20	0.04	<10	<10	73	<10	103
KSD-63		18	<20	0.05	<10	<10	69	<10	91
KSD-64		24	<20	0.04	<10	<10	65	<10	163
KSD-65		23	<20	0.05	<10	<10	74	<10	87
KSD-66		12	<20	0.07	<10	<10	77	<10	225
KSD-67		18	<20	0.06	<10	<10	72	<10	140
KSD-68		10	<20	0.06	<10	<10	75	<10	219
KSD-69		14	<20	0.05	<10	<10	83	30	411
KSD-70		15	<20	0.05	<10	<10	88	<10	457
KSD-71		19	<20	0.03	<10	<10	51	<10	254
KSD-72		13	<20	0.02	<10	<10	49	<10	934
KSD-73		17	<20	0.05	<10	<10	45	<10	356
KSD-74		9	<20	0.02	<10	<10	139	<10	180
KSD-75		14	<20	0.06	<10	<10	69	<10	77
KSD-76		16	<20	0.07	<10	<10	79	<10	73
KSD-77		27	<20	0.07	<10	<10	82	<10	77
KSD-78		14	<20	0.05	<10	<10	74	<10	64
KSD-79		18	<20	0.06	<10	<10	74	<10	73
KSD-80		12	<20	0.05	<10	<10	65	<10	60
KSD-81		26	<20	0.05	<10	<10	63	<10	71
KSD-82		18	<20	0.06	<10	<10	70	<10	74
KSD-83		17	<20	0.06	<10	<10	83	<10	62
KSD-84		12	<20	0.06	<10	<10	108	<10	70