Canada

REGIONAL STREAM SEDIMENT GEOCHEMICAL DATA,

TAY RIVER AREA, CENTRAL YUKON

(NTS 1O5K EAST)

YGS OPEN FILE 2011-29

JUNE 2011

YUKON GEOLOGICAL SURVEY

Yukon Energy, Mines and Resources

Regional Stream Sediment Geochemical Data, Tay River area, central Yukon

(NTS 105K EAST)

Funding for this project was provided by the Canadian Northern Economic Development Agency (CanNor) through their Strategic Investments in Northern Economic Development initiative. The Geological Survey of Canada provided access to the previously collected samples and allowed for their re-analysis.

***Disclaimer**: While every effort has been taken to ensure the accuracy of the information in this release package, the data is provided in an 'as-is' basis, without any warranty, guarantee or representation of any kind, whether expressed or implied. It is the responsibility of the user to check the facts before entering any financial or other commitment based upon this information.*

Table of Contents

Page

INTRODUCTION 2
PROJECT DESCRIPTION 3
DATA PRESENTATION 3
ACKNOWLEDGEMENTS 4
REFERENCES 4

DATA LISTINGS ..... APPENDIX A
SUMMARY STATISTICS ..... APPENDIX B
SAMPLE LOCATION MAP ..... APPENDIX C

INTRODUCTION

Since 1976, over 30 large-scale regional geochemical surveys have been completed in the Yukon. As part of the Geological Survey of Canada's (GSC) National Geochemical Reconnaissance (NGR) program, these government funded initiatives are conducted to strict national standards (Friske and Hornbrook, 1991). Survey sample sites cover over 80% of the territory and the resulting geochemical database includes multi-element analytical information for over 31,000 stream based samples. This information delineates regional geochemical patterns and provides baseline data that can be used to guide and support mineral exploration activities.

Efforts to improve the utility of the Yukon geochemical database are ongoing and have included both new surveys and the reanalysis of stream sediment samples saved from previous collection programs. The reanalysis of archived sample material using up-to-date laboratory methods is considered an effective means of adding a wide range of analytical information to the database. As part of the 2011 Yukon Database Upgrade Project, the Yukon Geological Survey is supporting the reanalysis of stream sediment samples collected during previous Yukon NGR programs (Figure 1). The initial selection of samples have now been recovered from storage and analyzed for 51 elements by aqua-regia digestion followed by inductively coupled plasma–mass spectrometry (ICP-MS).

This data package contains results for the ***Tay River*** map area (NTS 105K east). This information has been provided in a variety of digital formats. PDF files include survey descriptions and details regarding methods, analytical data listings, summary statistics and sample location map. Raw digital data of original field and analytical information plus new reanalysis results are included in Excel (XLS) format.

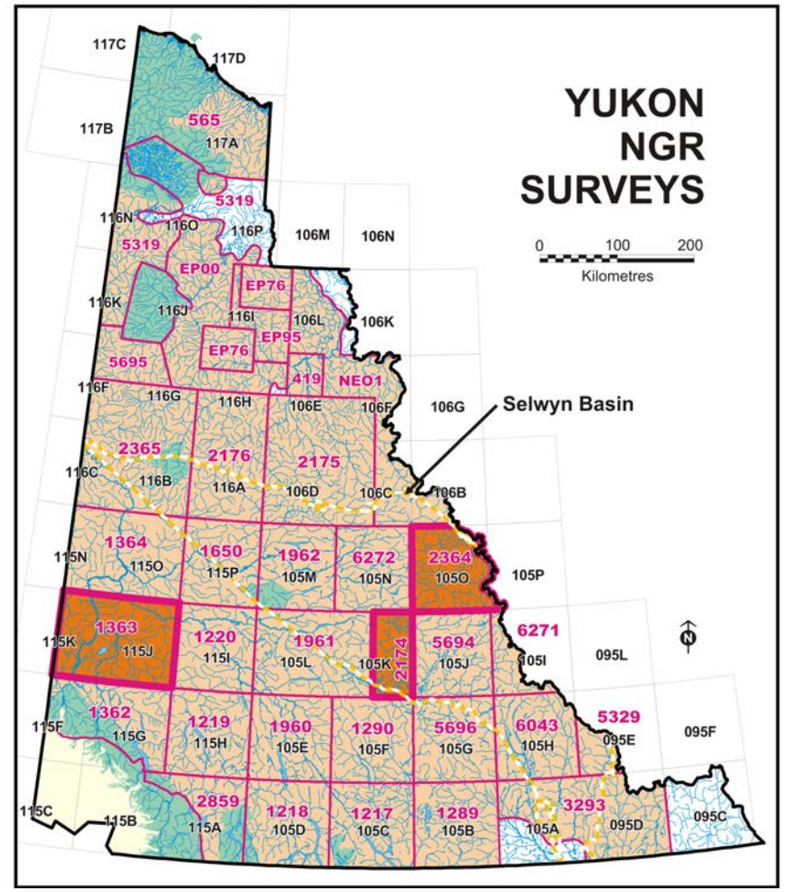

Figure 1. Location of NGR map areas selected for initial ICP-MS reanalysis, Yukon.

PROJECT DESCRIPTION

NGR surveys were originally conducted in the ***Tay River*** map area in 1989 (Friske *et al*., 1990). The work was undertaken by the GSC in conjunction with the Department of Indian Affairs and Northern Development as part of the Canada-Yukon Economic Development Program (1989-1990). Stream sediment and water samples were collected from a total of 467 sample sites at an average density of one sample per 13 km^2 and covered an area of over 5800 km^2.

As part of the 2011 Yukon Database Upgrade Project, representative 2 gram splits from each of the 419 original samples were successfully recovered. Due to a deficiency of available material, 77 samples were not recovered. Prior to analysis, analytical duplicate and control reference samples were inserted to monitor and assess the accuracy and precision of the new analytical results. The samples were delivered to Acme Analytical Laboratories Ltd. (Vancouver) and were analyzed by an ultra-trace aqua-regia digestion (0.5 g) ICP-MS package for 53 elements. Table 1 provides a complete listing of the analytes and detection ranges.

DATA PRESENTATION

Geochemical data compiled in this report includes results of the 2011 Yukon Database Upgrade Project plus original site location information, field observations and analytical results for samples collected during a 1989 NGR survey conducted in the ***Tay River*** area in central Yukon. Results from these activities have been determined to be accurate and complete. The data are presented in the following appendices and digital data files:

Appendix 'A': This appendix provides a complete listing of site location information and analytical results for 53 elements by ICP-MS.

Table 1. List of elements and associated detection ranges from ICP-MS analysis using aqua-regia digestion, Yukon project areas.

Element		Detection Range	Unit	Element		Detection Range	Unit
Aluminum	Al	0.01 to 10	%	Strontium	Sr	0.5 to 10000	ppm
Antimony	Sb	0.02 to 2000	ppm	Sulphur	S	0.02 to 5	%
Arsenic	As	0.1 to 10000	ppm	Tellurium	Te	0.02 to 1000	ppm
Barium	Ba	0.5 to 10000	ppm	Thallium	Tl	0.02 to 1000	ppm
Bismuth	Bi	0.02 to 2000	ppm	Thorium	Th	0.1 to 2000	ppm
Boron	B	20 to 2000	ppm	Titanium	Ti	0.001 to 5	%
Cadmium	Cd	0.01 to 2000	ppm	Tungsten	W	0.1 to 100	ppm
Calcium	Ca	0.01 to 40	%	Uranium	U	0.1 to 2000	ppm
Chromium	Cr	0.5 to 10000	ppm	Vanadium	V	2 to 10000	ppm
Cobalt	Co	0.1 to 2000	ppm	Zinc	Zn	0.1 to 10000	ppm
Copper	Cu	0.01 to 10000	ppm				
Gallium	Ga	0.1 to 100	ppm	Beryllium	Be	0.1 to 1000	ppm
Gold	Au	0.2 to 100000	ppb	Cerium	Ce	0.1 to 2000	ppm
Iron	Fe	0.01 to 40	%	Cesium	Cs	0.02 to 2000	ppm
Lanthanum	La	0.5 to 10000	ppm	Germanium	Ge	0.1 to 100	ppm
Lead	Pb	0.01 to 10000	ppm	Hafnium	Hf	0.02 to 1000	ppm
Magnesium	Mg	0.01 to 30	%	Indium	In	0.02 to 1000	ppm
Manganese	Mn	1 to 10000	ppm	Lithium	Li	0.1 to 2000	ppm
Mercury	Hg	5 to 50000	ppb	Niobium	Nb	0.02 to 2000	ppm
Molybdenum	Mo	0.01 to 2000	ppm	Rhenium	Re	1 to 1000	ppb
Nickel	Ni	0.1 to 10000	ppm	Rubidium	Rb	0.1 to 2000	ppm
Phosphorus	P	0.001 to 5	%	Tantalum	Ta	0.05 to 2000	ppm
Potassium	K	0.01 to 10	%	Tin	Sn	0.1 to 100	ppm
Scandium	Sc	0.1 to 100	ppm	Yttrium	Y	0.01 to 2000	ppm
Selenium	Se	0.1 to 100	ppm	Zirconium	Zr	0.1 to 2000	ppm
Silver	Ag	2 to 100000	ppb	Palladium	Pd	10 to 100000	ppb
Sodium	Na	0.001 to 5	%	Platinum	Pt	2 to 100000	ppb

Appendix 'B': This appendix presents summary statistics for individual ICP-MS elements. The calculations have been determined from the raw ICP-MS data and values reported by the labs at less than detection limit have been set to the listed detection limit. Geology underlying each sample site was determined from Gordey and Makepeace (1999).

Appendix 'C': This appendix includes a sample location map.

Digital Data: The data summary presented in this package is not considered exhaustive. In order to accommodate more detailed assessments, raw digital data files for each data set used in this package have been included in Excel (XLS) format. Refer to original data releases for specific details on original survey methods and data results.

ACKNOWLEDGEMENTS

M. McCurdy, S. Day, R. McNeil, J. Dougherty and J. Pinard (NRCan) are acknowledged for their support of Phase I of the Yukon NGR Database Upgrade Project.

REFERENCES

Friske, P.W.B. and Hornbrook, E.H.W. (1991) Canada's National Geochemical Reconnaissance programme; *in* Transactions of the Institution of Mining and Metallurgy, Section B; Volume 100, p. 47-56.

Gordey, S.P. and Makepeace, A.J. (comp.) 1999: Yukon bedrock geology in Yukon digital geology, S.P. Gordey and A.J. Makepeace (comp.); Geological Survey of Canada Open File D3826 and Exploration and Geological Services Division, Yukon, Indian and Northern Affairs Canada, Open File 1999-1(D), URL<http://www.geology.gov.yk.ca/geology_metallogeny.html>[March 2011].

Friske, P.W.B., Hornbrook, E.H.W., Lynch. J.J., McCurdy, M.W., Gross, H., Galletta, A.C., Durham, C.C. (1990): National Geochemical Reconnaissance stream sediment and water geochemical data, Central Yukon (NTS 105K/E), Geological Survey of Canada, **Open File 2174**., URL<http://gdr.nrcan.gc.ca/geochem/metadata_ngr_e.php?nbr=2174> [March 2011].

* * *

Regional Stream Sediment Geochemical Data,

Tay River area, Yukon

(NTS 105K EAST)

*** APPENDIX A - DATA LISTINGS ***

Table of Contents

Notes:

- ICPMS analytical data reported at levels below detection limit are listed with a '<' symbol.
- Missing data is listed as blank.
- Sample site geology (GEOL UNITS) were acquired from Gordey and Makepeace (1999).

MAP	SAMPLE ID	UTM ZONE	UTM EAST	UTM NORTH	REP	GEOL UNIT	Al % ICPMS	Sb ppm ICPMS	As ppm ICPMS	Ba ppm ICPMS	Bi ppm ICPMS	B ppm ICPMS	Cd ppm ICPMS	Ca % ICPMS	Cr ppm ICPMS	Co ppm ICPMS	Cu ppm ICPMS	Ga ppm ICPMS	Au ppb ICPMS	Fe % ICPMS	La ppm ICPMS	Pb ppm ICPMS	Mg % ICPMS	Mn ppm ICPMS	Hg ppb ICPMS	Mo ppm ICPMS	Ni ppm ICPMS	P % ICPMS	K % ICPMS	Sc ppm ICPMS	Se ppm ICPMS	Ag ppb ICPMS	Na % ICPMS
							0.01	0.02	0.1	0.5	0.02	20	0.01	0.01	0.5	0.1	0.01	0.1	0.2	0.01	0.5	0.01	0.01	1	5	0.01	0.1	0.001	0.01	0.1	0.1	2	0.001
105K01	1002	8	642336	6877262		CPA	0.15	0.77	55.3	624.8	0.05	<20	2.17	2.60	8.2	24.5	25.13	0.7	5.8	7.32	2.2	2.95	0.62	10000	112	2.98	100.4	0.110	0.05	0.8	1.4	111	0.006
105K01	1004	8	634062	6878250		DMN	0.99	0.49	6.1	372.3	0.09	<20	0.70	0.57	131.5	16.2	23.55	2.9	1.7	2.07	9.6	6.85	1.67	591	154	0.71	154.0	0.082	0.09	3.1	0.5	156	0.009
105K02	1005	8	615411	6878222		lTR	0.80	1.25	10.4	709.7	0.17	<20	4.95	5.17	17.8	8.9	25.88	2.4	0.8	2.40	11.6	12.63	0.75	475	75	2.19	36.3	0.108	0.13	2.5	6.4	323	0.012
105K02	1006	8	613931	6877195		CDS																											
105K02	1007	8	611309	6878743	1	CDS																											
105K02	1008	8	611309	6878743	2	CDS	0.62	1.54	14.6	654.2	0.21	<20	1.16	2.61	15.9	8.4	26.69	2.0	1.7	1.89	11.5	12.73	0.68	353	82	3.05	33.4	0.115	0.09	2.1	1.4	229	0.011
105K02	1009	8	611766	6878957		CDS	0.66	0.80	21.4	416.5	0.26	<20	0.61	2.54	18.3	10.7	23.82	2.3	1.5	2.04	10.5	10.95	0.77	455	26	1.73	29.2	0.086	0.15	2.8	0.9	164	0.010
105K02	1010	8	610760	6879910		CPA	0.07	0.61	109.4	803.5	0.05	<20	0.83	3.20	3.0	14.6	15.93	0.7	1.7	17.66	2.0	1.90	0.10	10000	93	8.99	22.3	0.093	0.05	0.4	4.1	80	0.002
105K02	1011	8	612652	6883945		CPA																											
105K02	1012	8	617857	6881001		CPA	0.66	1.03	2.8	342.5	0.07	<20	1.01	2.77	34.4	9.0	45.13	1.9	3.1	1.20	7.8	4.13	0.56	694	283	0.47	43.9	0.127	0.06	2.1	1.5	180	0.010
105K02	1013	8	611091	6877017		CDS	0.71	1.41	16.0	805.2	0.15	<20	1.08	2.29	16.7	8.3	27.19	2.1	0.7	1.91	13.9	10.49	0.68	331	52	3.23	31.9	0.120	0.11	2.1	1.4	193	0.014
105K02	1014	8	609383	6876606		CDS	1.29	0.75	8.4	447.7	0.18	<20	1.89	3.46	20.7	9.7	29.78	3.6	2.8	2.04	15.6	14.32	0.88	346	57	2.47	32.8	0.117	0.20	2.6	2.0	276	0.029
105K02	1015	8	610866	6880828		CPA	1.17	0.98	8.8	410.0	0.20	<20	0.97	1.15	28.4	8.5	27.02	3.5	2.6	1.94	13.8	9.64	0.55	356	82	1.23	32.2	0.120	0.20	3.7	1.2	257	0.020
105K02	1016	8	612332	6891020		lCG	0.34	0.22	1.1	145.1	0.12	<20	0.62	2.51	4.7	1.4	18.05	1.0	0.4	0.40	2.0	1.47	0.45	84	68	0.66	8.4	0.094	0.04	0.4	1.3	178	0.058
105K02	1017	8	609802	6890990		CPA	0.39	0.47	3.2	281.4	0.06	<20	0.43	3.82	3.8	3.6	34.45	1.2	1.1	0.74	2.2	1.36	0.30	851	41	1.40	15.7	0.127	0.03	0.6	1.8	95	0.089
105K02	1018	8	605939	6892965		COR	1.09	0.53	9.9	227.8	0.17	<20	0.72	3.70	20.0	7.1	21.36	3.1	1.7	1.67	14.1	7.81	0.59	1058	84	1.12	25.7	0.081	0.15	2.3	1.2	212	0.028
105K02	1019	8	608487	6893913		lCG	0.96	0.51	12.0	483.1	0.17	<20	0.49	0.78	20.3	8.2	21.49	3.2	46.6	1.79	22.6	9.35	0.46	484	58	0.95	26.3	0.096	0.10	2.4	0.8	154	0.023
105K02	1020	8	614001	6895300		lCG	0.95	0.25	4.2	247.6	0.25	<20	0.45	1.27	14.5	5.6	17.63	3.2	0.8	1.35	15.7	5.73	0.39	846	61	0.41	13.8	0.108	0.10	2.2	1.3	136	0.036
105K02	1023	8	615780	6895367		lCG	0.54	0.26	1.1	125.7	0.15	<20	0.80	1.85	7.7	2.7	35.22	1.5	0.5	0.44	16.1	2.07	0.21	98	109	0.38	23.9	0.112	0.03	0.6	1.3	88	0.042
105K02	1024	8	614142	6893762		lCG	0.93	0.33	11.5	211.2	0.14	<20	0.45	1.23	15.5	7.0	15.08	3.2	1.3	1.31	14.8	5.55	0.35	607	54	0.31	15.6	0.079	0.08	2.2	0.8	101	0.032
105K02	1025	8	617446	6891480		mKS	0.25	0.19	0.8	87.1	0.03	<20	0.18	1.66	2.0	1.6	22.39	0.9	0.9	0.35	1.9	0.58	0.25	88	38	0.43	5.3	0.056	0.04	0.3	0.7	25	0.097
105K02	1026	8	620302	6885465		CPA	0.39	0.31	3.8	188.0	0.03	<20	0.35	0.71	5.8	4.3	18.97	1.3	1.2	1.22	4.5	2.23	0.17	534	45	0.72	16.3	0.056	0.07	0.8	0.7	90	0.064
105K02	1027	8	620125	6886672	1	CPA	0.96	0.59	9.2	610.1	0.10	<20	1.59	1.22	31.5	8.7	33.76	3.0	3.2	1.93	12.9	8.27	0.53	366	226	1.03	39.9	0.113	0.15	3.3	4.4	341	0.024
105K02	1028	8	620125	6886672	2	CPA	1.00	0.58	9.3	647.4	0.11	<20	1.74	1.22	32.0	8.7	33.36	3.1	2.6	1.91	13.0	8.05	0.52	388	233	1.14	40.5	0.118	0.15	3.1	4.6	360	0.026
105K02	1029	8	623119	6888847		mKS																											
105K02	1030	8	625845	6887962		mKS																											
105K02	1031	8	622889	6886909		mKS	0.73	1.00	9.4	684.0	0.10	<20	0.95	0.55	24.6	8.4	24.01	2.4	1.1	1.70	14.3	8.48	0.48	316	167	2.17	34.2	0.120	0.10	2.4	1.2	242	0.008
105K02	1032	8	623394	6882400		DMN	1.04	0.73	9.6	348.0	0.16	<20	0.63	0.51	39.9	14.3	48.43	3.0	4.6	2.41	16.4	11.11	0.73	616	412	1.46	62.3	0.077	0.15	3.3	1.2	346	0.009
105K02	1033	8	628189	6881321		DMN																											
105K02	1034	8	629498	6878356		DMN	0.79	0.98	8.3	625.1	0.11	<20	0.78	0.73	35.1	10.4	40.23	2.6	3.6	2.02	13.4	7.64	0.54	478	261	1.57	51.8	0.094	0.16	2.6	1.3	244	0.013
105K02	1035	8	623570	6897858		mKS	0.97	0.27	7.5	265.8	0.13	<20	0.80	1.25	9.3	4.8	11.07	3.4	0.9	1.63	32.8	8.10	0.26	1205	73	0.60	8.0	0.077	0.11	2.9	1.0	156	0.038
105K02	1036	8	624276	6901071		mKS	1.10	0.20	3.5	248.3	0.10	<20	0.59	0.65	8.5	3.8	8.25	3.5	1.0	1.07	38.4	5.86	0.25	323	45	0.73	6.8	0.075	0.10	2.6	0.8	141	0.034
105K02	1037	8	621984	6902470		mKS	1.32	0.46	14.4	524.0	0.35	<20	4.03	1.64	8.6	11.5	15.88	3.6	1.8	3.45	43.3	10.24	0.20	4764	189	3.26	9.1	0.151	0.17	2.4	2.1	309	0.020
105K02	1038	8	618780	6900585		lCG	1.89	0.27	26.4	1474.5	0.08	<20	4.84	2.72	3.9	35.0	14.36	2.5	0.9	6.20	18.2	1.56	0.25	10000	99	40.52	14.7	0.093	0.04	0.9	1.1	84	0.031
105K02	1039	8	618120	6902276		lCG	0.82	0.34	5.7	242.3	0.10	<20	0.28	0.46	10.0	4.5	10.83	2.9	1.0	1.20	20.2	6.27	0.25	261	41	0.54	10.1	0.062	0.10	2.1	0.6	123	0.026
105K07	1040	8	617915	6905985		lCG	0.93	0.40	5.1	306.5	0.15	<20	1.33	1.39	25.0	6.3	26.75	2.4	1.4	1.50	11.0	5.45	0.35	564	114	0.97	16.1	0.097	0.08	1.4	0.9	150	0.018
105K07	1043	8	617499	6909071		lCG	0.76	0.26	6.4	1161.5	0.03	<20	3.70	1.57	3.7	26.9	17.88	1.7	1.1	4.01	5.7	1.33	0.17	10000	111	4.26	14.1	0.103	0.02	0.6	0.9	115	0.026
105K07	1044	8	615287	6909515		lCG	0.54	0.30	2.9	244.8	0.14	<20	0.57	1.25	6.2	4.0	21.16	1.4	0.6	0.62	5.6	2.83	0.20	183	97	0.67	7.7	0.073	0.04	0.9	0.9	112	0.051
105K07	1045	8	616642	6913269	1	lCG	1.51	0.35	9.0	212.0	0.28	<20	0.57	0.37	25.4	12.2	25.93	4.5	1.2	2.67	20.5	9.32	0.55	275	58	0.76	30.3	0.084	0.23	4.4	1.0	194	0.016
105K07	1046	8	616642	6913269	2	lCG	1.50	0.35	8.8	214.5	0.29	<20	0.38	0.37	26.3	11.4	23.87	4.7	1.5	2.48	20.1	9.11	0.54	283	53	0.91	26.8	0.090	0.21	4.2	1.0	208	0.016

MAP	SAMPLE ID	UTM ZONE	UTM EAST	UTM NORTH	REP	GEOL UNIT	Sr	S	Te	Tl	Th	Ti	W	U	V	Zn	Be	Ce	Cs	Ge	Hf	In	Li	Nb	Re	Rb	Ta	Sn	Y	Zr	Pd	Pt
							0.5	0.02	0.02	0.02	0.1	0.001	0.1	0.1	2	0.1	0.1	0.1	0.02	0.1	0.02	0.02	0.1	0.02	1	0.1	0.05	0.1	0.01	0.1	10	2
							ppm	%	ppm	ppm	ppm	%	ppm	ppm	ppm	ppm	ppm	ppm	ppm	ppm	ppm	ppm	ppm	ppm	ppb	ppm	ppm	ppm	ppm	ppm	ppb	ppb
							ICPMS	ICPMS	ICPMS	ICPMS	ICPMS	ICPMS	ICPMS	ICPMS	ICPMS	ICPMS	ICPMS	ICPMS	ICPMS	ICPMS	ICPMS	ICPMS	ICPMS	ICPMS	ICPMS	ICPMS	ICPMS	ICPMS	ICPMS	ICPMS	ICPMS	ICPMS
105K01	1002	8	642336	6877262		CPA	106.1	0.34	0.05	0.05	0.2	0.002	<0.1	0.8	38	150.5	0.2	4.1	0.06	<0.1	0.02	<0.02	0.4	0.13	5	0.7	<0.05	<0.1	3.59	0.9	<10	3
105K01	1004	8	634062	6878250		DMN	28.5	0.03	0.04	0.05	2.4	0.025	<0.1	0.6	43	92.3	0.2	19.6	0.48	<0.1	0.03	<0.02	10.1	0.22	<1	6.3	<0.05	0.2	5.80	1.3	<10	2
105K02	1005	8	615411	6878222		lTR	127.3	0.08	0.04	0.07	3.7	0.012	<0.1	1.5	37	271.7	0.4	21.1	0.98	<0.1	<0.02	<0.02	10.1	0.49	5	9.2	<0.05	0.2	9.45	1.7	<10	<2
105K02	1006	8	613931	6877195		CDS																										
105K02	1007	8	611309	6878743	1	CDS																										
105K02	1008	8	611309	6878743	2	CDS	98.9	0.07	0.04	0.08	4.1	0.018	0.2	1.4	29	161.4	0.4	23.4	0.80	<0.1	0.06	<0.02	9.2	0.33	6	6.2	<0.05	0.2	7.86	3.0	<10	3
105K02	1009	8	611766	6878957		CDS	83.4	0.12	0.02	0.10	4.3	0.020	0.2	1.2	27	83.6	0.4	21.5	1.08	<0.1	0.08	<0.02	11.4	0.15	1	10.0	<0.05	0.3	8.17	2.5	<10	<2
105K02	1010	8	610760	6879910		CPA	160.9	0.30	0.04	0.08	0.6	0.002	0.2	2.5	14	117.1	0.2	3.6	0.15	0.1	<0.02	<0.02	0.6	0.17	10	1.9	<0.05	<0.1	3.16	0.6	<10	2
105K02	1011	8	612652	6883945		CPA																										
105K02	1012	8	617857	6881001		CPA	57.2	0.31	<0.02	0.07	0.9	0.010	<0.1	1.1	15	59.5	0.3	13.8	0.33	<0.1	0.08	<0.02	7.3	0.68	5	4.8	<0.05	0.2	8.14	3.0	<10	4
105K02	1013	8	611091	6877017		CDS	94.5	0.08	0.09	0.08	4.2	0.025	<0.1	1.3	34	150.1	0.3	29.5	0.81	<0.1	0.06	0.02	8.0	0.21	3	7.7	<0.05	0.2	8.89	3.3	<10	<2
105K02	1014	8	609383	6876606		CDS	87.9	0.06	0.07	0.15	4.2	0.038	0.2	1.1	52	183.9	0.5	33.1	1.53	<0.1	0.03	<0.02	14.3	0.84	1	16.3	<0.05	0.4	9.73	1.5	<10	<2
105K02	1015	8	610866	6880828		CPA	60.0	0.07	0.02	0.16	3.4	0.024	<0.1	2.7	48	125.9	0.7	30.1	1.29	<0.1	0.09	0.03	12.3	0.85	2	16.5	<0.05	0.4	10.13	4.1	<10	<2
105K02	1016	8	612332	6891020		lCG	165.2	0.29	0.02	0.03	0.1	0.013	<0.1	32.1	12	76.5	<0.1	4.5	0.36	<0.1	0.05	<0.02	2.1	0.29	7	2.9	<0.05	0.1	1.68	1.7	<10	<2
105K02	1017	8	609802	6890990		CPA	186.2	0.37	0.04	0.04	0.2	0.022	<0.1	19.7	16	26.9	<0.1	5.0	0.61	<0.1	0.05	<0.02	2.1	0.23	2	1.1	<0.05	<0.1	1.62	2.4	<10	<2
105K02	1018	8	605939	6892965		COR	96.8	0.17	0.03	0.14	3.0	0.021	0.2	2.6	32	89.2	0.4	30.5	1.21	<0.1	0.03	<0.02	12.6	0.89	2	13.5	<0.05	0.5	9.38	1.9	<10	<2
105K02	1019	8	608487	6893913		lCG	55.6	0.04	0.03	0.11	5.4	0.039	0.9	1.6	34	74.5	0.4	49.2	2.64	<0.1	0.04	<0.02	14.6	0.90	4	11.5	<0.05	0.5	9.72	2.1	<10	<2
105K02	1020	8	614001	6895300		lCG	73.5	0.27	<0.02	0.12	2.4	0.036	0.3	6.1	24	72.5	0.4	32.7	1.61	<0.1	0.03	<0.02	16.5	1.29	2	16.7	<0.05	0.5	9.50	1.9	<10	<2
105K02	1023	8	615780	6895367		lCG	110.8	0.50	<0.02	0.03	0.2	0.022	<0.1	2.2	11	43.8	0.4	28.2	0.65	<0.1	0.03	<0.02	3.2	0.60	3	4.8	<0.05	0.3	11.33	2.7	<10	4
105K02	1024	8	614142	6893762		lCG	91.4	0.12	0.02	0.14	3.1	0.035	0.4	1.6	25	70.0	0.4	31.6	1.59	<0.1	0.04	<0.02	14.3	1.26	<1	12.8	<0.05	0.5	8.43	1.8	<10	<2
105K02	1025	8	617446	6891480		mKS	109.0	0.19	0.02	0.02	<0.1	0.021	<0.1	16.4	11	17.2	<0.1	4.4	0.08	<0.1	0.03	<0.02	1.2	0.18	2	1.1	<0.05	<0.1	1.60	1.7	<10	<2
105K02	1026	8	620302	6885465		CPA	40.3	0.12	0.03	0.03	0.8	0.019	<0.1	0.8	14	29.6	0.1	9.9	0.23	<0.1	0.03	<0.02	2.4	0.23	2	4.0	<0.05	<0.1	2.59	1.9	<10	<2
105K02	1027	8	620125	6886672	1	CPA	73.1	0.34	0.03	0.18	3.4	0.015	0.5	1.9	39	137.8	0.5	29.6	0.72	<0.1	0.07	<0.02	11.5	0.47	7	11.6	<0.05	0.2	9.70	4.4	<10	<2
105K02	1028	8	620125	6886672	2	CPA	71.7	0.34	<0.02	0.18	3.4	0.015	0.2	1.9	40	136.7	0.3	28.5	0.75	<0.1	0.09	0.02	11.7	0.50	4	11.8	<0.05	0.3	9.76	4.7	<10	<2
105K02	1029	8	623119	6888847		mKS																										
105K02	1030	8	625845	6887962		mKS																										
105K02	1031	8	622889	6886909		mKS	46.4	0.03	0.08	0.15	3.3	0.017	0.1	1.1	40	112.3	0.2	32.4	0.65	<0.1	0.02	<0.02	8.8	0.31	3	7.5	<0.05	0.2	8.55	1.9	<10	2
105K02	1032	8	623394	6882400		DMN	32.5	0.04	0.07	0.10	3.9	0.013	<0.1	1.4	32	106.2	0.2	35.0	0.61	<0.1	0.05	<0.02	9.1	0.16	1	9.8	<0.05	0.2	9.08	2.9	<10	<2
105K02	1033	8	628189	6881321		DMN																										
105K02	1034	8	629498	6878356		DMN	41.9	0.05	0.04	0.10	2.6	0.023	0.1	0.8	36	120.3	0.4	30.1	0.88	<0.1	0.03	<0.02	7.7	0.28	2	8.7	<0.05	0.2	7.53	2.0	<10	<2
105K02	1035	8	623570	6897858		mKS	60.9	0.09	<0.02	0.15	5.4	0.042	0.1	7.1	23	76.2	0.5	52.3	2.90	<0.1	0.05	0.02	16.4	1.63	<1	14.2	<0.05	0.7	20.19	2.3	<10	<2
105K02	1036	8	624276	6901071		mKS	32.1	0.04	<0.02	0.15	4.1	0.053	0.1	10.7	23	62.1	0.4	44.8	1.34	<0.1	0.03	<0.02	17.7	1.45	<1	18.2	<0.05	0.6	16.39	1.7	<10	<2
105K02	1037	8	621984	6902470		mKS	79.9	0.16	0.02	0.29	3.0	0.019	0.3	10.9	21	134.2	0.6	94.1	2.27	<0.1	0.05	0.02	17.2	1.41	3	12.8	<0.05	0.8	34.74	2.0	<10	<2
105K02	1038	8	618780	6900585		lCG	196.6	0.21	0.07	0.10	1.9	0.011	0.5	9.2	12	484.0	0.4	77.3	0.16	0.2	0.06	<0.02	4.1	0.50	8	1.6	<0.05	0.1	9.08	3.1	<10	<2
105K02	1039	8	618120	6902276		lCG	28.5	<0.02	<0.02	0.09	5.0	0.038	0.2	1.4	25	47.0	0.2	43.8	0.98	<0.1	0.04	<0.02	12.4	0.99	2	9.8	<0.05	0.5	9.10	1.9	<10	<2
105K07	1040	8	617915	6905985		lCG	80.2	0.20	0.03	0.11	0.6	0.019	<0.1	1.1	20	74.5	0.4	22.2	0.88	<0.1	0.02	<0.02	8.7	0.96	4	8.4	<0.05	0.3	7.18	1.5	<10	<2
105K07	1043	8	617499	6909071		lCG	100.7	0.28	0.03	0.08	0.2	0.011	<0.1	0.6	5	333.5	0.2	14.8	0.14	<0.1	<0.02	<0.02	1.1	0.19	8	1.1	<0.05	<0.1	3.97	0.9	<10	<2
105K07	1044	8	615287	6909515		lCG	68.0	0.30	<0.02	0.04	0.3	0.020	<0.1	0.8	12	41.9	0.1	11.6	0.37	<0.1	0.02	<0.02	2.8	0.48	<1	2.9	<0.05	0.1	4.11	1.8	<10	3
105K07	1045	8	616642	6913269	1	lCG	27.1	0.04	0.03	0.18	4.3	0.063	0.6	1.5	41	65.3	0.4	44.7	1.79	0.1	<0.02	0.02	17.7	1.46	2	21.4	<0.05	0.6	11.25	1.2	<10	<2
105K07	1046	8	616642	6913269	2	lCG	28.0	0.04	<0.02	0.17	3.7	0.063	0.2	1.2	41	57.3	0.5	42.8	1.80	<0.1	<0.02	0.02	16.8	1.50	1	22.5	<0.05	0.6	11.49	1.0	<10	<2

MAP	SAMPLE ID	UTM ZONE	UTM EAST	UTM NORTH	REP	GEOL UNIT	Al % ICPMS	Sb ppm ICPMS	As ppm ICPMS	Ba ppm ICPMS	Bi ppm ICPMS	B ppm ICPMS	Cd ppm ICPMS	Ca % ICPMS	Cr ppm ICPMS	Co ppm ICPMS	Cu ppm ICPMS	Ga ppm ICPMS	Au ppb ICPMS	Fe % ICPMS	La ppm ICPMS	Pb ppm ICPMS	Mg % ICPMS	Mn ppm ICPMS	Hg ppb ICPMS	Mo ppm ICPMS	Ni ppm ICPMS	P % ICPMS	K % ICPMS	Sc ppm ICPMS	Se ppm ICPMS	Ag ppb ICPMS	Na % ICPMS
							0.01	0.02	0.1	0.5	0.02	20	0.01	0.01	0.5	0.1	0.01	0.1	0.2	0.01	0.5	0.01	0.01	1	5	0.01	0.1	0.001	0.01	0.1	0.1	2	0.001
105K07	1047	8	617512	6915232		COR	1.08	0.60	11.6	291.7	0.21	<20	0.47	0.44	15.4	6.6	17.04	3.7	9.8	1.65	17.9	10.63	0.36	322	50	1.09	16.4	0.084	0.12	2.6	0.6	182	0.019
105K07	1048	8	618708	6918227		COR	0.61	0.44	7.3	181.4	0.06	<20	0.87	0.68	7.3	3.8	18.25	2.0	1.4	0.85	10.3	3.59	0.17	479	46	0.36	9.8	0.097	0.05	1.4	0.8	195	0.042
105K07	1049	8	618702	6919349		COR	1.28	1.03	9.5	282.7	0.22	<20	0.78	0.55	24.2	8.8	21.70	4.3	1.3	1.65	22.3	12.76	0.52	166	47	1.09	24.0	0.990	0.15	3.5	0.9	233	0.023
105K07	1050	8	621099	6918330		COR	1.38	0.70	19.6	227.0	0.35	<20	0.75	0.50	24.3	10.1	18.00	5.1	0.7	2.31	27.2	13.33	0.51	422	30	0.97	21.1	0.095	0.19	3.6	0.6	171	0.023
105K07	1051	8	621548	6919254		COR	1.19	3.93	18.2	500.8	0.20	<20	1.27	1.24	44.0	13.1	34.91	3.5	1.8	2.28	25.2	21.35	0.92	419	64	3.47	45.6	0.147	0.19	4.4	1.3	401	0.011
105K07	1052	8	624193	6919397		COR	1.80	1.72	36.9	184.3	0.36	<20	1.50	0.88	25.3	8.3	26.36	4.9	1.3	1.88	18.6	28.67	0.66	349	43	0.71	20.3	0.087	0.13	2.4	1.8	478	0.029
105K07	1053	8	623067	6917189		COR	2.20	3.60	72.8	195.8	1.35	<20	1.56	0.71	24.9	9.9	41.14	6.4	5.8	2.42	21.5	38.10	0.61	434	35	1.29	24.1	0.090	0.17	2.5	1.1	914	0.017
105K07	1054	8	622749	6915479		mKS	1.03	0.56	8.5	177.7	0.30	<20	0.47	0.33	11.8	6.8	11.86	3.7	<0.2	1.66	42.0	10.78	0.33	321	55	0.47	11.2	0.089	0.14	2.8	0.4	144	0.024
105K07	1055	8	621070	6914364		mKS	1.76	0.50	8.3	162.6	0.40	<20	0.42	0.32	12.8	6.4	14.74	5.4	<0.2	1.82	25.4	24.02	0.33	570	25	0.82	9.2	0.077	0.07	2.2	0.4	189	0.033
105K07	1056	8	622513	6913757		mKS	1.99	1.49	23.4	137.1	2.60	<20	0.23	0.32	15.7	6.2	22.33	6.4	<0.2	2.40	40.4	41.86	0.41	260	29	1.60	10.4	0.076	0.08	2.9	0.7	231	0.017
105K07	1057	8	623544	6910922		mKS	1.81	0.57	31.3	147.6	0.32	<20	0.43	0.30	14.8	5.0	13.55	4.9	0.3	1.41	38.0	12.01	0.27	267	39	2.96	8.7	0.089	0.06	1.7	1.0	210	0.039
105K07	1058	8	624620	6908009		mKS	1.39	0.41	8.4	180.2	0.30	<20	0.32	0.31	17.6	6.5	12.24	4.3	0.3	1.87	21.4	11.69	0.34	329	31	1.24	12.8	0.066	0.07	1.9	0.5	99	0.016
105K07	1059	8	627196	6905748		COR	1.26	0.27	10.0	224.8	0.18	<20	0.29	0.36	13.2	4.9	8.54	3.9	<0.2	1.50	24.1	8.25	0.31	455	24	1.08	9.7	0.074	0.06	2.6	0.8	106	0.019
105K07	1060	8	627492	6905691		COR	1.59	0.40	46.1	455.7	0.18	<20	2.10	0.73	14.3	9.2	14.50	3.6	1.2	4.95	26.7	10.10	0.28	775	123	3.92	12.5	0.227	0.10	2.8	2.0	242	0.019
105K02	1062	8	626083	6903418		mKS	1.22	0.31	5.2	232.8	0.16	<20	0.37	0.34	11.6	4.5	8.18	3.9	0.2	1.39	21.3	8.79	0.30	205	42	0.56	10.0	0.060	0.12	2.8	0.4	102	0.018
105K01	1063	8	632313	6900753		COR	0.86	0.16	2.4	187.5	0.09	<20	0.45	0.46	7.8	3.5	5.40	2.9	<0.2	0.93	24.3	5.77	0.24	136	24	0.31	6.5	0.068	0.07	2.4	0.6	88	0.022
105K01	1064	8	633202	6900080		COR	1.77	0.37	10.3	401.9	0.22	<20	0.87	0.99	16.3	6.5	19.23	5.3	1.6	2.15	23.8	12.45	0.37	1225	62	2.41	13.0	0.077	0.15	4.9	1.9	223	0.038
105K01	1065	8	633176	6895445		mKS	1.51	0.31	5.6	425.5	0.16	<20	0.85	1.45	12.7	6.4	17.93	4.5	0.8	1.70	19.6	9.37	0.46	6210	85	1.42	13.3	0.069	0.17	3.7	1.1	180	0.046
105K01	1066	8	639077	6903515		KSF	1.02	0.37	5.7	288.1	0.22	<20	0.58	1.14	9.2	3.9	13.38	3.7	0.3	1.29	23.6	7.86	0.33	228	70	0.49	7.3	0.079	0.11	3.5	2.1	140	0.040
105K08	1067	8	637269	6909185		KSF	2.74	0.49	20.7	687.1	0.21	<20	1.64	1.14	12.7	4.4	23.30	6.0	2.3	1.57	32.5	11.60	0.25	282	214	2.77	13.7	0.112	0.13	2.9	2.4	505	0.042
105K08	1068	8	634564	6910697		KSF	0.58	0.77	3.4	377.5	0.07	<20	2.77	2.27	6.3	1.8	27.07	1.1	0.6	0.78	24.7	2.33	0.14	420	154	3.56	6.5	0.132	0.04	0.8	3.6	217	0.013
105K08	1069	8	632511	6908876		KSF	1.52	0.38	5.4	289.4	0.14	<20	0.77	0.44	12.7	4.8	13.19	4.3	1.2	1.68	25.0	10.30	0.29	206	73	0.75	11.0	0.110	0.10	3.5	0.6	227	0.026
105K08	1070	8	629859	6910560	1	KSF	1.51	0.52	7.6	309.5	0.16	<20	0.95	0.64	14.9	5.8	12.68	4.4	0.8	1.84	26.3	10.29	0.37	469	76	0.88	12.6	0.094	0.11	3.4	1.3	188	0.029
105K08	1071	8	629859	6910560	2	KSF	1.31	0.66	6.5	299.0	0.15	<20	0.93	0.61	12.9	5.6	11.30	4.0	3.0	1.67	23.6	9.97	0.32	435	64	0.94	11.7	0.078	0.12	3.1	1.5	175	0.030
105K08	1072	8	630790	6914334		COR	1.29	1.28	26.2	223.0	0.28	<20	0.59	0.41	11.0	6.0	8.92	4.4	1.1	1.89	27.7	12.89	0.32	445	95	0.69	8.9	0.083	0.12	3.5	0.5	239	0.020
105K08	1073	8	632379	6915047		CPMC	0.91	0.37	12.3	202.9	0.09	<20	0.12	0.40	8.5	3.1	6.38	3.0	0.5	1.19	19.1	6.91	0.22	115	62	0.61	6.1	0.081	0.05	2.2	0.5	128	0.016
105K08	1074	8	631009	6916028		COR	1.01	0.55	28.9	226.0	0.16	<20	0.48	0.43	9.3	4.8	7.27	3.4	2445.7	1.51	21.8	7.95	0.23	407	111	0.75	7.5	0.089	0.07	2.3	1.0	1975	0.015
105K08	1075	8	630021	6921793		MT	0.88	1.02	13.0	402.0	0.12	<20	0.67	0.70	10.9	6.1	9.96	2.8	2.8	1.69	16.7	8.32	0.27	1545	86	1.11	12.0	0.108	0.08	2.2	1.7	209	0.014
105K07	1076	8	627410	6921760		MT	1.19	3.24	100.4	401.1	0.22	<20	2.65	0.76	29.7	10.1	34.50	3.6	2.5	2.32	16.6	29.75	0.51	3319	113	3.78	32.6	0.119	0.10	2.8	2.3	462	0.016
105K07	1077	8	627328	6925378		CPMC	0.84	1.09	6.9	402.4	0.12	<20	1.09	0.53	9.2	4.6	16.69	2.5	2.6	1.15	14.6	9.53	0.23	203	119	0.92	16.1	0.086	0.07	2.6	2.3	377	0.014
105K07	1079	8	624961	6925799		CPMC																											
105K07	1080	8	624615	6928501		COR																											
105K07	1082	8	623733	6929452		COR	0.98	1.56	15.7	349.3	0.12	<20	1.14	1.41	8.5	22.8	27.67	2.0	2.7	6.49	10.0	6.80	0.27	3575	82	5.95	13.6	0.132	0.07	1.7	1.4	376	0.007
105K07	1083	8	622419	6930447		CPMC	0.91	1.34	14.2	505.7	0.10	<20	0.43	0.64	13.0	6.2	16.65	3.0	1.5	1.60	16.3	10.05	0.48	253	50	0.93	17.6	0.110	0.09	2.1	0.8	178	0.013
105K07	1084	8	622199	6925989		CPMC	0.40	2.14	17.1	502.6	0.05	<20	1.56	1.21	5.0	1.1	27.27	0.5	3.0	1.25	7.8	1.97	0.10	162	220	1.82	15.4	0.186	0.05	0.7	1.2	340	0.012
105K07	1085	8	622563	6923478	1	MT	0.51	0.87	3.3	127.0	0.04	<20	1.16	0.56	7.8	3.3	12.40	1.9	1.0	0.86	9.5	4.96	0.19	107	100	0.71	14.7	0.090	0.05	1.2	0.7	94	0.015
105K07	1086	8	622563	6923478	2	MT	0.54	0.80	3.5	134.1	0.04	<20	1.00	0.49	9.2	3.4	10.43	2.1	0.3	0.88	11.0	5.05	0.20	108	84	0.65	14.4	0.990	0.05	1.3	0.7	86	0.017
105K07	1087	8	622242	6922768		MT	0.90	1.82	17.5	341.4	0.16	<20	3.98	1.18	8.7	7.5	60.30	2.5	2.4	1.31	14.2	15.97	0.14	883	458	4.11	16.7	0.093	0.05	2.0	5.2	660	0.023
105K08	1088	8	651299	6920661		KSF	1.94	0.24	4.0	252.5	0.16	<20	0.31	0.74	12.1	6.5	9.10	6.1	8.1	2.09	21.1	9.92	0.38	486	458	0.63	7.5	0.065	0.10	4.2	0.4	85	0.039
105K08	1089	8	652168	6923793		KSF	2.33	0.19	4.0	259.6	0.19	<20	0.40	0.90	13.8	6.9	9.21	6.8	3.5	2.27	25.3	12.42	0.43	553	512	0.58	7.9	0.071	0.11	5.1	0.4	121	0.026

MAP	SAMPLE ID	UTM ZONE	UTM EAST	UTM NORTH	REP	GEOL UNIT	Sr ppm ICPMS	S % ICPMS	Te ppm ICPMS	Tl ppm ICPMS	Th ppm ICPMS	Ti % ICPMS	W ppm ICPMS	U ppm ICPMS	V ppm ICPMS	Zn ppm ICPMS	Be ppm ICPMS	Ce ppm ICPMS	Cs ppm ICPMS	Ge ppm ICPMS	Hf ppm ICPMS	In ppm ICPMS	Li ppm ICPMS	Nb ppm ICPMS	Re ppb ICPMS	Rb ppm ICPMS	Ta ppm ICPMS	Sn ppm ICPMS	Y ppm ICPMS	Zr ppm ICPMS	Pd ppb ICPMS	Pt ppb ICPMS
							0.5	0.02	0.02	0.02	0.1	0.001	0.1	0.1	2	0.1	0.1	0.1	0.02	0.1	0.02	0.02	0.1	0.02	1	0.1	0.05	0.1	0.01	0.1	10	2
105K07	1047	8	617512	6915232		COR	31.8	<0.02	0.03	0.14	4.1	0.034	<0.1	1.2	38	80.4	0.4	38.8	1.45	<0.1	0.02	<0.02	12.9	0.88	1	12.2	<0.05	0.5	8.81	1.5	<10	<2
105K07	1048	8	618708	6918227		COR	32.7	0.06	<0.02	0.09	0.8	0.035	<0.1	1.1	19	40.6	0.2	21.6	0.66	<0.1	<0.02	<0.02	3.9	0.44	2	5.6	<0.05	0.1	6.89	1.0	<10	<2
105K07	1049	8	618702	6919349		COR	33.6	0.04	<0.02	0.19	5.1	0.048	0.4	2.0	46	105.9	0.7	46.7	2.39	<0.1	0.03	<0.02	19.1	1.38	2	17.8	<0.05	0.7	10.64	2.4	<10	<2
105K07	1050	8	621099	6918330		COR	31.1	0.02	<0.02	0.18	7.2	0.069	1.1	2.4	38	83.4	0.8	56.2	3.41	0.1	0.03	<0.02	21.6	1.74	<1	20.9	<0.05	1.0	12.29	1.9	<10	<2
105K07	1051	8	621548	6919254		COR	47.9	0.06	0.03	0.26	5.4	0.042	0.1	1.8	73	122.6	0.7	50.4	2.50	<0.1	0.09	0.02	14.4	0.63	6	12.4	<0.05	0.4	10.12	5.6	<10	<2
105K07	1052	8	624193	6919397		COR	44.5	0.07	<0.02	0.17	2.0	0.053	0.2	2.3	36	130.6	1.1	33.2	6.25	<0.1	0.03	0.02	29.1	1.42	<1	18.4	<0.05	0.6	9.92	1.7	<10	<2
105K07	1053	8	623067	6917189		COR	33.2	0.06	<0.02	0.26	1.9	0.045	6.0	4.6	56	116.5	1.2	39.6	5.26	<0.1	<0.02	0.05	28.1	1.31	<1	23.0	<0.05	1.2	11.19	1.6	<10	<2
105K07	1054	8	622749	6915479		mKS	24.9	<0.02	<0.02	0.14	15.7	0.053	1.9	2.3	28	54.9	0.6	88.4	1.78	<0.1	<0.02	<0.02	15.9	0.51	<1	15.1	<0.05	0.9	13.66	1.7	<10	<2
105K07	1055	8	621070	6914364		mKS	31.5	0.03	<0.02	0.12	2.2	0.032	0.2	2.4	33	68.1	0.7	50.6	2.99	<0.1	<0.02	0.02	14.9	0.64	<1	10.8	<0.05	0.7	10.22	0.5	<10	<2
105K07	1056	8	622513	6913757		mKS	27.6	0.04	0.03	0.19	3.7	0.021	0.3	7.2	40	77.7	1.0	68.2	8.63	<0.1	<0.02	0.04	24.0	0.78	<1	16.5	<0.05	2.3	18.35	0.5	<10	<2
105K07	1057	8	623544	6910922		mKS	21.7	0.09	<0.02	0.17	1.1	0.027	0.5	12.7	29	72.8	0.8	55.2	2.84	<0.1	<0.02	0.02	18.3	0.85	<1	8.1	<0.05	0.6	19.08	0.7	<10	<2
105K07	1058	8	624620	6908009		mKS	21.2	0.04	0.02	0.12	2.0	0.050	0.7	4.2	43	59.1	0.4	43.4	2.33	<0.1	<0.02	<0.02	17.8	0.98	<1	10.8	<0.05	0.7	8.63	0.8	<10	<2
105K07	1059	8	627196	6905748		COR	23.5	0.02	<0.02	0.10	3.5	0.047	0.2	3.6	29	62.7	0.2	44.5	1.90	<0.1	<0.02	<0.02	17.5	1.10	<1	9.7	<0.05	0.7	9.95	0.8	<10	<2
105K07	1060	8	627492	6905691		COR	38.3	0.14	<0.02	0.14	3.5	0.032	0.2	3.1	60	132.9	0.7	56.7	1.35	0.1	<0.02	<0.02	14.2	1.40	5	15.3	<0.05	0.5	13.78	1.3	<10	<2
105K02	1062	8	626083	6903418		mKS	23.6	<0.02	<0.02	0.15	6.1	0.053	0.3	2.1	30	64.9	0.3	41.4	1.58	<0.1	0.02	<0.02	15.1	1.26	1	14.5	<0.05	0.8	8.71	1.8	<10	<2
105K01	1063	8	632313	6900753		COR	30.0	0.03	<0.02	0.10	6.3	0.043	0.1	1.8	21	57.9	0.3	49.0	0.86	<0.1	0.03	<0.02	9.8	1.10	<1	9.7	<0.05	0.5	8.21	2.0	<10	<2
105K01	1064	8	633202	6900080		COR	52.9	0.13	0.04	0.18	7.1	0.066	0.1	15.7	39	105.8	0.9	46.9	1.54	<0.1	0.12	0.03	18.8	2.49	2	17.0	<0.05	0.9	15.02	5.6	<10	<2
105K01	1065	8	633176	6895445		mKS	72.3	0.23	<0.02	0.17	4.7	0.059	0.1	5.3	30	106.8	0.5	39.3	1.36	<0.1	0.09	0.02	17.7	1.98	5	17.6	<0.05	0.7	11.81	4.2	<10	<2
105K01	1066	8	639077	6903515		KSF	64.8	0.10	<0.02	0.15	3.6	0.058	0.1	4.1	23	73.4	0.4	40.5	1.04	<0.1	0.06	0.02	15.1	2.22	2	17.8	<0.05	0.7	15.79	3.2	<10	<2
105K08	1067	8	637269	6909185		KSF	74.3	0.22	0.03	0.20	1.4	0.015	<0.1	6.8	34	143.8	0.7	47.9	2.19	<0.1	0.03	0.04	29.4	1.47	4	16.2	<0.05	0.6	19.56	2.0	<10	<2
105K08	1068	8	634564	6910697		KSF	125.4	0.54	<0.02	0.07	0.4	0.006	<0.1	5.6	8	88.6	0.7	31.7	0.33	<0.1	0.03	<0.02	2.4	0.33	21	3.0	<0.05	<0.1	16.88	2.2	<10	<2
105K08	1069	8	632511	6908876		KSF	34.6	0.07	<0.02	0.13	3.7	0.028	<0.1	2.5	32	87.6	0.6	47.8	1.50	<0.1	0.02	<0.02	15.8	1.09	3	18.0	<0.05	0.5	13.48	1.5	<10	<2
105K08	1070	8	629859	6910560	1	KSF	40.0	0.03	<0.02	0.13	4.7	0.042	0.1	4.0	37	105.9	0.5	52.9	1.89	<0.1	<0.02	0.03	17.5	1.24	3	14.6	<0.05	0.6	12.58	1.8	<10	<2
105K08	1071	8	629859	6910560	2	KSF	36.7	0.03	0.02	0.13	5.1	0.035	0.3	4.5	31	97.3	0.7	46.7	1.67	<0.1	0.04	<0.02	16.7	1.12	2	13.7	<0.05	0.5	11.40	1.7	<10	<2
105K08	1072	8	630790	6914334		COR	25.7	<0.02	0.03	0.22	9.3	0.034	0.4	2.8	28	75.8	0.5	62.5	6.58	<0.1	0.03	<0.02	17.5	0.73	<1	15.3	<0.05	0.7	13.11	1.7	<10	<2
105K08	1073	8	632379	6915047		CPMC	23.0	0.05	<0.02	0.11	4.0	0.025	0.2	1.7	21	45.6	0.2	38.0	1.79	<0.1	<0.02	<0.02	11.0	0.56	<1	7.3	<0.05	0.5	9.69	0.6	<10	<2
105K08	1074	8	631009	6916028		COR	25.2	0.03	0.03	0.14	4.5	0.026	0.2	3.9	23	60.3	0.4	42.0	2.51	<0.1	<0.02	<0.02	14.5	0.67	<1	10.9	<0.05	0.6	10.85	0.6	<10	<2
105K08	1075	8	630021	6921793		MT	39.4	0.05	<0.02	0.14	3.4	0.016	<0.1	1.4	28	79.1	0.3	33.7	1.20	<0.1	0.03	<0.02	11.9	0.50	2	12.5	<0.05	0.4	8.53	0.9	<10	<2
105K07	1076	8	627410	6921760		MT	30.4	0.05	0.02	0.35	3.6	0.031	0.1	1.2	54	133.3	0.4	32.3	4.89	<0.1	<0.02	<0.02	18.3	0.75	3	15.2	<0.05	0.4	9.42	1.6	<10	2
105K07	1077	8	627328	6925378		CPMC	29.6	0.06	0.06	0.23	4.0	0.011	0.1	1.4	28	99.5	0.4	28.6	2.21	<0.1	0.03	<0.02	10.7	0.59	3	8.2	<0.05	0.4	9.31	1.9	<10	<2
105K07	1079	8	624961	6925799		CPMC																										
105K07	1080	8	624615	6928501		COR																										
105K07	1082	8	623733	6929452		COR	57.8	0.15	0.06	0.08	1.8	0.007	<0.1	1.6	45	114.4	0.5	24.2	2.06	<0.1	0.04	0.02	5.4	0.38	5	5.5	<0.05	0.2	7.79	1.7	<10	3
105K07	1083	8	622419	6930447		CPMC	48.5	0.03	0.04	0.11	4.0	0.012	<0.1	1.0	29	95.3	0.4	31.8	2.02	<0.1	0.05	<0.02	16.9	0.47	3	8.4	<0.05	0.3	8.10	2.3	<10	<2
105K07	1084	8	622199	6925989		CPMC	75.4	0.33	0.04	0.06	0.1	0.003	<0.1	1.6	6	79.7	0.4	14.4	0.39	<0.1	<0.02	<0.02	0.9	0.25	12	2.9	<0.05	<0.1	10.61	0.7	<10	<2
105K07	1085	8	622563	6923478	1	MT	25.2	0.05	<0.02	0.19	1.9	0.021	<0.1	0.9	30	124.9	0.2	18.7	1.33	<0.1	0.02	<0.02	7.9	0.46	2	8.7	<0.05	0.2	5.22	1.2	<10	<2
105K07	1086	8	622563	6923478	2	MT	25.8	0.04	<0.02	0.18	2.3	0.023	<0.1	0.9	32	127.6	0.2	20.9	1.38	<0.1	<0.02	<0.02	9.2	0.45	<1	9.2	<0.05	0.2	5.22	1.1	<10	<2
105K07	1087	8	622242	6922768		MT	51.3	0.21	0.06	0.11	0.4	0.012	<0.1	5.6	40	89.5	0.4	21.2	0.85	<0.1	0.03	<0.02	5.5	0.50	20	5.8	<0.05	0.2	17.37	1.2	<10	<2
105K08	1088	8	651299	6920661		KSF	51.5	<0.02	<0.02	0.10	3.0	0.066	0.1	2.6	38	68.1	0.7	39.8	1.98	<0.1	<0.02	0.04	17.7	1.06	<1	12.2	<0.05	0.7	10.84	1.2	<10	<2
105K08	1089	8	652168	6923793		KSF	57.2	0.03	<0.02	0.13	3.3	0.059	0.1	3.3	37	72.6	0.7	46.2	2.74	<0.1	0.03	0.04	20.9	1.23	1	16.0	<0.05	1.0	15.20	1.2	<10	<2

MAP	SAMPLE ID	UTM ZONE	UTM EAST	UTM NORTH	REP	GEOL UNIT	Al % ICPMS	Sb ppm ICPMS	As ppm ICPMS	Ba ppm ICPMS	Bi ppm ICPMS	B ppm ICPMS	Cd ppm ICPMS	Ca % ICPMS	Cr ppm ICPMS	Co ppm ICPMS	Cu ppm ICPMS	Ga ppm ICPMS	Au ppb ICPMS	Fe % ICPMS	La ppm ICPMS	Pb ppm ICPMS	Mg % ICPMS	Mn ppm ICPMS	Hg ppb ICPMS	Mo ppm ICPMS	Ni ppm ICPMS	P % ICPMS	K % ICPMS	Sc ppm ICPMS	Se ppm ICPMS	Ag ppb ICPMS	Na % ICPMS
							0.01	0.02	0.1	0.5	0.02	20	0.01	0.01	0.5	0.1	0.01	0.1	0.2	0.01	0.5	0.01	0.01	1	5	0.01	0.1	0.001	0.01	0.1	0.1	2	0.001
105K08	1090	8	651969	6926869		KSF	2.27	0.22	4.0	281.2	0.14	<20	0.39	0.72	15.0	7.0	10.90	6.5	<0.2	2.36	25.1	9.35	0.53	333	158	0.69	9.3	0.068	0.10	5.4	0.5	126	0.036
105K08	1091	8	650443	6928457		KSF	2.31	0.33	5.8	371.7	0.16	<20	0.58	0.82	17.1	7.0	15.12	6.2	<0.2	2.25	23.0	9.80	0.50	385	181	0.96	13.5	0.082	0.10	5.0	1.3	239	0.036
105K08	1092	8	650557	6928717		KSF	2.64	0.15	4.8	232.1	0.12	<20	0.30	0.82	14.0	7.4	9.07	7.1	<0.2	2.51	20.9	10.15	0.62	359	61	0.53	7.0	0.062	0.09	6.8	0.4	107	0.056
105K08	1093	8	652463	6932363		KSF	1.92	0.28	4.5	217.1	0.17	<20	0.35	0.56	12.2	7.2	8.58	5.9	<0.2	2.59	25.1	11.41	0.42	338	185	0.61	5.7	0.063	0.12	6.7	0.5	182	0.028
105K09	1094	8	651798	6934215		KSF	1.95	0.29	15.1	309.1	0.18	<20	0.69	0.56	20.7	9.8	15.52	5.3	<0.2	2.34	21.0	9.15	0.44	339	62	1.52	14.4	0.082	0.09	4.2	0.4	211	0.033
105K09	1095	8	653873	6935816		KSF	1.62	0.48	12.2	381.9	0.15	<20	0.65	0.40	15.3	6.5	15.55	5.0	<0.2	2.34	22.4	11.54	0.39	180	99	0.90	13.7	0.076	0.10	4.1	0.7	256	0.017
105K09	1096	8	653249	6937509		KSF	1.10	0.85	21.0	446.0	0.13	<20	1.13	0.40	18.5	7.4	24.97	3.5	<0.2	1.80	19.3	11.44	0.43	154	58	3.11	28.2	0.094	0.11	2.8	1.9	247	0.011
105K09	1097	8	653388	6938530		ODR	1.10	1.30	10.8	1197.5	0.12	<20	1.63	0.50	21.4	6.9	29.84	3.5	<0.2	1.72	19.0	9.34	0.34	351	64	4.04	28.9	0.106	0.13	2.6	2.3	385	0.014
105K09	1099	8	650120	6941119		ODR	1.40	1.00	8.0	546.2	0.17	<20	1.63	0.50	28.5	7.2	48.46	4.8	1.4	1.26	20.0	12.82	0.60	121	93	4.42	27.8	0.090	0.14	2.8	2.5	540	0.014
105K09	1100	8	652182	6942093		ODR	0.54	2.42	14.4	309.0	0.07	<20	12.93	2.30	11.4	3.3	102.58	1.7	1.0	4.27	4.9	4.46	0.35	1104	120	28.39	109.9	0.086	0.04	1.2	42.5	598	0.008
105K09	1102	8	652615	6943823		ODR	1.48	0.44	21.0	388.3	0.19	<20	1.49	0.70	18.0	12.4	26.17	4.5	<0.2	2.61	23.5	16.40	0.41	1257	98	2.47	30.2	0.088	0.14	3.9	1.7	325	0.023
105K09	1103	8	650337	6945897		ODR	1.20	0.71	11.8	754.2	0.18	<20	0.96	0.55	23.8	8.9	33.34	3.7	1.1	2.22	18.3	14.88	0.64	313	58	2.45	30.2	0.120	0.14	2.6	2.1	278	0.012
105K09	1104	8	648538	6945059		ODR	1.36	0.77	16.1	519.6	0.21	<20	2.22	0.72	23.3	11.8	44.79	3.7	<0.2	2.80	21.7	14.78	0.57	732	63	3.09	51.7	0.092	0.15	2.6	2.9	522	0.010
105K09	1105	8	646653	6944582		ODR	1.22	0.62	10.5	535.1	0.16	<20	2.09	0.54	20.9	9.0	52.77	3.6	0.9	1.96	19.3	11.70	0.51	391	70	3.04	32.9	0.092	0.12	2.6	2.3	423	0.011
105K09	1106	8	645872	6942757		DME	1.22	0.70	10.2	595.4	0.14	<20	1.25	0.54	22.5	9.2	44.51	3.4	0.9	2.22	19.6	10.93	0.60	267	66	1.68	32.1	0.115	0.13	2.4	2.6	339	0.008
105K09	1107	8	645901	6939325		ODR	1.20	1.20	6.0	439.8	0.15	<20	2.81	0.56	22.3	4.4	37.77	3.9	0.9	1.26	14.1	11.87	0.34	97	121	8.02	25.2	0.980	0.11	2.5	8.7	397	0.012
105K09	1108	8	645104	6937646		KSF	1.54	0.55	6.2	343.9	0.12	<20	1.73	0.71	17.8	7.7	19.56	4.6	<0.2	1.91	20.4	8.95	0.38	632	121	1.41	18.9	0.095	0.11	3.6	1.8	271	0.026
105K09	1109	8	648575	6937386	1	ODR	1.77	0.70	7.2	393.5	0.18	<20	1.82	0.66	21.5	7.2	23.86	5.3	<0.2	2.14	22.1	10.82	0.49	354	81	2.03	20.0	0.092	0.16	4.8	1.1	230	0.028
105K09	1110	8	648575	6937386	2	ODR	1.81	0.69	7.3	409.9	0.18	<20	1.77	0.63	21.0	7.2	24.04	5.3	<0.2	2.16	20.6	11.02	0.50	360	85	2.12	20.5	0.090	0.16	4.7	1.2	264	0.026
105K09	1111	8	647029	6936094		KSF	2.10	0.25	4.7	343.1	0.16	<20	0.44	0.58	19.2	7.1	15.05	5.3	<0.2	1.88	17.0	8.80	0.40	191	81	0.71	16.3	0.082	0.09	4.4	0.8	259	0.043
105K08	1112	8	646914	6932663		KSF	1.82	0.32	11.1	342.0	0.16	<20	0.95	0.57	21.0	9.2	13.47	4.7	5.4	1.99	18.3	9.74	0.41	538	68	1.23	17.0	0.083	0.09	3.6	0.8	237	0.022
105K08	1113	8	648922	6931988		KSF	2.03	0.32	11.1	278.9	0.11	<20	0.43	0.40	17.8	5.9	12.46	4.9	2.2	1.86	17.6	6.98	0.36	220	43	0.99	13.8	0.068	0.08	2.4	0.3	124	0.027
105K08	1114	8	647283	6928164		KSF	1.55	0.28	4.1	337.8	0.12	<20	0.76	0.66	15.0	6.0	12.05	4.3	<0.2	1.54	21.5	9.63	0.34	213	182	0.55	11.6	0.081	0.09	3.9	0.8	156	0.036
105K08	1115	8	646014	6926482		KSF	1.63	0.28	4.5	304.7	0.12	<20	0.29	0.60	13.5	6.0	9.98	4.4	<0.2	1.72	24.3	7.86	0.36	388	178	0.69	10.4	0.085	0.09	4.0	0.5	125	0.040
105K08	1116	8	644824	6923058		KSF	1.42	0.64	12.4	234.8	0.16	<20	0.38	0.61	9.7	5.6	8.45	4.1	<0.2	2.23	27.8	12.74	0.26	371	263	0.61	8.0	0.080	0.11	4.5	0.8	186	0.029
105K01	1117	8	644657	6879187		CPA	1.23	0.57	12.0	686.6	0.09	<20	0.71	1.86	165.9	21.4	47.33	3.5	<0.2	2.75	12.1	9.14	2.66	566	92	1.21	159.7	0.096	0.08	5.4	0.9	154	0.008
105K01	1118	8	648573	6878134		CPA	1.44	0.88	28.0	362.0	0.15	<20	1.30	0.98	52.1	19.0	45.31	4.2	0.8	2.64	20.3	23.38	0.98	851	138	1.30	59.8	0.096	0.15	3.7	0.8	291	0.012
105K01	1119	8	653547	6884981		KSF	0.94	0.38	1.1	259.7	0.07	<20	0.49	1.65	9.1	3.9	17.58	3.4	<0.2	0.96	32.3	4.74	0.38	135	119	0.36	8.0	0.070	0.21	3.1	0.4	146	0.046
105K01	1122	8	654992	6889091		Q	0.60	0.58	19.4	238.0	0.07	<20	1.05	2.33	3.1	9.8	23.46	0.7	<0.2	1.06	25.9	2.34	0.12	2898	152	3.47	9.0	0.064	0.02	1.0	1.0	177	0.010
105K01	1123	8	655953	6893169		mKS	0.52	0.36	4.6	227.1	0.09	<20	1.14	1.56	5.9	3.0	13.39	1.6	12.4	0.79	12.4	9.14	0.25	683	87	0.74	8.5	0.100	0.06	1.5	1.3	256	0.029
105K01	1124	8	655039	6895593		mKS	1.53	0.32	4.8	301.0	0.16	<20	1.17	0.81	13.6	4.9	19.83	4.2	4.5	1.44	27.1	10.06	0.34	316	128	0.64	11.7	0.084	0.14	4.2	2.4	266	0.036
105K08	1125	8	653573	6907137	1	KSF	2.56	0.14	2.9	163.2	0.31	<20	0.20	0.94	10.6	5.6	9.59	8.6	7.5	2.30	28.0	13.48	0.51	497	50	0.48	5.8	0.061	0.17	5.4	0.4	103	0.059
105K08	1127	8	653573	6907137	2	KSF	2.66	0.12	3.0	166.9	0.31	<20	0.19	0.98	11.0	5.9	10.12	8.8	0.9	2.32	28.8	14.06	0.50	524	28	0.46	5.8	0.064	0.17	5.4	0.5	121	0.059
105K08	1128	8	649059	6910149		mKS	1.04	0.22	2.5	190.6	0.09	<20	0.34	0.37	7.7	3.5	6.09	3.5	1.1	1.16	20.2	7.09	0.19	203	41	0.32	6.4	0.055	0.08	2.7	0.4	128	0.017
105K08	1129	8	649581	6910812		KSF	1.84	0.15	4.3	263.3	0.14	<20	0.75	0.37	13.8	5.0	7.82	5.1	0.8	1.72	20.5	10.12	0.30	411	40	0.61	9.7	0.074	0.11	3.0	0.7	169	0.029
105K08	1130	8	649661	6911171		KSF	1.52	0.20	4.0	223.8	0.10	<20	0.52	0.37	10.3	4.2	7.80	3.7	0.7	1.39	20.4	9.13	0.20	318	70	0.52	8.1	0.077	0.09	2.3	0.6	237	0.022
105K08	1131	8	647971	6912565		MT	0.91	0.31	19.7	502.9	0.10	<20	1.52	1.36	9.2	8.3	11.26	2.8	0.4	4.54	16.8	7.12	0.23	4243	75	2.39	8.0	0.101	0.10	2.8	3.3	162	0.020
105K08	1132	8	642749	6911397		KSF	1.37	0.28	13.0	461.2	0.12	<20	1.23	0.86	11.7	5.6	14.83	3.7	0.8	2.45	20.2	7.90	0.25	1379	109	0.50	9.8	0.092	0.08	3.3	1.3	176	0.044
105K08	1133	8	643946	6909194		KSF	0.78	0.51	23.7	547.5	0.04	<20	0.77	1.89	4.8	2.5	17.92	1.5	0.8	1.33	20.3	2.52	0.19	4113	147	1.98	5.3	0.139	0.08	1.6	12.3	278	0.040
105K08	1134	8	642502	6906859		KSF	0.86	0.64	8.9	441.6	0.06	<20	1.45	2.21	7.6	2.2	17.26	1.6	0.7	0.62	15.3	2.61	0.15	1151	86	0.50	5.0	0.107	0.04	0.9	6.7	197	0.050

MAP	SAMPLE ID	UTM ZONE	UTM EAST	UTM NORTH	REP	GEOL UNIT	Sr ppm ICPMS	S % ICPMS	Te ppm ICPMS	Tl ppm ICPMS	Th ppm ICPMS	Ti % ICPMS	W ppm ICPMS	U ppm ICPMS	V ppm ICPMS	Zn ppm ICPMS	Be ppm ICPMS	Ce ppm ICPMS	Cs ppm ICPMS	Ge ppm ICPMS	Hf ppm ICPMS	In ppm ICPMS	Li ppm ICPMS	Nb ppm ICPMS	Re ppb ICPMS	Rb ppm ICPMS	Ta ppm ICPMS	Sn ppm ICPMS	Y ppm ICPMS	Zr ppm ICPMS	Pd ppb ICPMS	Pt ppb ICPMS
							0.5	0.02	0.02	0.02	0.1	0.001	0.1	0.1	2	0.1	0.1	0.1	0.02	0.1	0.02	0.02	0.1	0.02	1	0.1	0.05	0.1	0.01	0.1	10	2
105K08	1090	8	651969	6926869		KSF	69.4	0.03	<0.02	0.09	4.1	0.059	<0.1	1.9	40	78.1	0.9	44.5	1.83	<0.1	<0.02	0.04	21.2	0.79	2	10.1	<0.05	1.0	15.45	1.0	<10	3
105K08	1091	8	650443	6928457		KSF	59.9	0.05	0.02	0.13	2.6	0.049	<0.1	3.1	43	85.7	0.5	39.5	1.76	<0.1	0.02	0.03	20.7	1.12	<1	13.4	<0.05	0.7	16.53	1.5	<10	3
105K08	1092	8	650557	6928717		KSF	73.6	0.04	<0.02	0.09	3.6	0.055	<0.1	2.9	44	81.8	0.6	39.9	2.79	<0.1	0.03	0.04	25.4	0.89	<1	10.8	<0.05	1.2	17.78	1.5	<10	<2
105K08	1093	8	652463	6932363		KSF	35.4	0.03	<0.02	0.11	5.9	0.029	<0.1	2.7	39	80.9	1.1	48.2	4.28	<0.1	0.02	0.04	26.1	0.73	<1	15.6	<0.05	1.1	21.16	1.4	<10	3
105K09	1094	8	651798	6934215		KSF	44.3	0.04	0.02	0.15	2.1	0.050	0.1	2.6	49	86.4	0.6	38.8	2.08	<0.1	<0.02	0.02	18.9	1.16	1	11.2	<0.05	0.7	13.87	1.0	<10	3
105K09	1095	8	653873	6935816		KSF	29.2	0.04	<0.02	0.15	7.5	0.030	0.1	3.3	48	97.9	0.5	41.5	2.14	<0.1	0.03	0.04	21.5	0.91	2	12.4	<0.05	0.8	14.58	1.6	<10	6
105K09	1096	8	653249	6937509		KSF	38.2	0.03	0.05	0.16	5.1	0.025	<0.1	2.2	54	141.6	0.5	37.4	1.41	<0.1	0.05	0.02	16.1	0.60	5	10.4	<0.05	0.5	10.21	2.7	<10	6
105K09	1097	8	653388	6938530		ODR	46.1	0.05	0.04	0.21	3.8	0.023	0.1	2.4	113	216.0	0.7	36.0	1.52	<0.1	<0.02	<0.02	16.2	0.57	5	12.9	<0.05	0.5	10.85	0.9	<10	3
105K09	1099	8	650120	6941119		ODR	41.3	0.09	0.03	0.30	2.4	0.016	<0.1	3.1	94	180.7	0.4	36.7	1.92	<0.1	<0.02	<0.02	22.4	0.85	8	17.6	<0.05	0.6	9.20	1.0	<10	5
105K09	1100	8	652182	6942093		ODR	119.5	0.63	<0.02	0.08	0.6	0.007	<0.1	12.2	141	1260.9	0.5	7.2	0.73	0.1	0.02	<0.02	9.3	0.33	62	7.6	<0.05	0.2	6.38	1.2	<10	6
105K09	1102	8	652615	6943823		ODR	47.1	0.05	<0.02	0.19	4.3	0.022	<0.1	3.7	47	188.2	1.0	43.8	2.77	<0.1	0.03	0.02	25.5	0.65	2	17.1	<0.05	0.8	16.59	1.0	<10	5
105K09	1103	8	650337	6945897		ODR	48.6	0.08	0.05	0.15	3.8	0.023	<0.1	2.6	61	181.0	0.7	35.4	1.82	<0.1	<0.02	0.02	19.6	0.63	3	13.4	<0.05	0.4	10.64	1.3	<10	<2
105K09	1104	8	648538	6945059		ODR	52.0	0.09	0.06	0.26	3.5	0.013	<0.1	2.8	67	363.4	0.9	40.7	2.95	<0.1	0.02	<0.02	21.9	0.58	9	17.5	<0.05	0.4	10.35	1.8	<10	3
105K09	1105	8	646653	6944582		ODR	48.7	0.07	0.02	0.19	3.3	0.014	<0.1	3.3	58	181.5	0.4	35.2	1.44	<0.1	0.02	<0.02	19.4	0.57	4	13.7	<0.05	0.4	10.06	1.4	<10	<2
105K09	1106	8	645872	6942757		DME	55.5	0.09	0.04	0.17	3.7	0.015	<0.1	1.7	55	168.6	0.5	36.2	1.39	<0.1	0.04	<0.02	20.9	0.62	2	12.4	<0.05	0.3	9.70	2.0	<10	<2
105K09	1107	8	645901	6939325		ODR	32.4	0.17	0.03	0.22	1.9	0.015	0.3	3.4	103	189.3	0.3	26.8	1.44	0.1	<0.02	0.02	12.4	0.92	6	12.9	<0.05	0.5	8.74	0.9	<10	4
105K09	1108	8	645104	6937646		KSF	45.4	0.04	<0.02	0.18	3.3	0.044	0.1	2.9	60	140.2	0.7	38.3	1.56	0.1	0.02	0.03	17.3	0.88	2	14.2	<0.05	0.7	11.57	1.0	<10	4
105K09	1109	8	648575	6937386	1	ODR	49.2	0.03	0.04	0.26	3.9	0.061	0.1	2.4	67	153.2	0.7	39.7	1.49	<0.1	0.03	0.03	19.2	1.09	<1	17.1	<0.05	0.8	12.77	1.8	<10	3
105K09	1110	8	648575	6937386	2	ODR	48.5	0.03	0.03	0.26	3.8	0.058	0.1	2.4	68	153.9	0.7	38.3	1.52	<0.1	<0.02	0.03	20.7	0.95	<1	17.2	<0.05	0.9	12.50	1.6	<10	<2
105K09	1111	8	647029	6936094		KSF	38.4	0.05	<0.02	0.15	1.6	0.049	0.1	2.0	41	90.4	0.6	27.3	1.89	<0.1	<0.02	<0.02	19.2	1.10	<1	13.7	<0.05	0.6	13.62	1.2	<10	8
105K08	1112	8	646914	6932663		KSF	40.8	0.04	<0.02	0.15	2.0	0.045	0.2	1.7	48	114.8	0.7	36.4	1.54	<0.1	<0.02	0.03	20.3	0.93	1	13.8	<0.05	0.6	10.66	0.8	<10	7
105K08	1113	8	648922	6931988		KSF	35.0	0.04	0.04	0.08	0.8	0.045	0.5	2.1	40	76.1	0.4	33.5	1.50	<0.1	<0.02	<0.02	17.3	0.58	<1	9.7	<0.05	0.6	9.03	0.5	<10	<2
105K08	1114	8	647283	6928164		KSF	45.8	0.05	<0.02	0.13	4.9	0.048	<0.1	2.0	36	95.5	0.2	42.4	1.34	<0.1	0.05	<0.02	14.8	1.17	3	11.7	<0.05	0.6	11.82	2.1	<10	2
105K08	1115	8	646014	6926482		KSF	44.2	<0.02	<0.02	0.09	4.6	0.068	0.3	1.5	33	61.8	0.5	46.2	1.17	<0.1	<0.02	0.03	13.4	0.69	<1	9.4	<0.05	0.6	12.17	1.1	<10	5
105K08	1116	8	644824	6923058		KSF	39.6	0.03	<0.02	0.12	6.0	0.037	<0.1	1.4	27	69.9	0.5	55.5	1.30	<0.1	0.03	0.02	11.8	0.88	1	12.7	<0.05	0.6	13.76	1.6	<10	3
105K01	1117	8	644657	6879187		CPA	60.9	0.04	<0.02	0.07	2.8	0.080	<0.1	0.9	56	105.8	0.3	23.8	1.08	<0.1	0.09	0.03	10.2	0.44	<1	5.0	<0.05	0.3	9.68	4.0	<10	3
105K01	1118	8	648573	6878134		CPA	45.9	0.04	0.03	0.14	4.7	0.030	<0.1	1.1	48	144.1	0.4	38.3	1.72	<0.1	0.05	<0.02	14.0	0.67	2	9.3	<0.05	0.4	8.16	2.7	<10	3
105K01	1119	8	653547	6884981		KSF	93.1	0.28	<0.02	0.18	2.1	0.078	<0.1	5.5	19	70.2	0.3	48.3	1.23	<0.1	0.17	<0.02	9.2	3.02	4	24.5	<0.05	0.5	19.12	6.8	<10	3
105K01	1122	8	654992	6889091		Q	89.4	0.40	<0.02	0.10	0.5	0.006	0.1	7.6	16	68.7	0.5	56.0	0.14	<0.1	0.03	<0.02	0.4	0.29	14	0.9	<0.05	<0.1	12.55	2.5	<10	5
105K01	1123	8	655953	6893169		mKS	54.9	0.22	<0.02	0.08	1.4	0.027	0.6	6.7	14	85.2	0.2	26.3	0.68	<0.1	0.04	0.04	6.3	0.94	7	7.3	<0.05	0.3	7.28	2.0	<10	<2
105K01	1124	8	655039	6895593		mKS	42.7	0.07	0.03	0.14	3.2	0.039	0.2	8.4	32	84.4	0.7	37.3	1.72	<0.1	0.06	0.02	15.8	1.43	5	13.9	<0.05	0.6	24.83	2.5	<10	<2
105K08	1125	8	653573	6907137	1	KSF	75.0	0.03	<0.02	0.15	4.9	0.068	0.1	7.3	41	73.7	0.8	57.1	6.11	<0.1	<0.02	0.06	39.1	2.09	2	21.6	<0.05	1.8	21.04	1.0	<10	<2
105K08	1127	8	653573	6907137	2	KSF	74.0	0.03	<0.02	0.15	4.5	0.066	0.1	7.9	41	70.5	1.1	59.5	6.51	<0.1	<0.02	0.04	41.2	2.44	1	22.0	<0.05	1.9	21.44	1.2	<10	<2
105K08	1128	8	649059	6910149		mKS	21.8	<0.02	<0.02	0.09	4.3	0.046	<0.1	1.3	21	58.4	0.5	38.9	0.95	<0.1	0.03	<0.02	13.4	1.08	<1	9.3	<0.05	0.6	10.67	1.6	<10	<2
105K08	1129	8	649581	6910812		KSF	27.1	0.02	<0.02	0.14	2.0	0.032	<0.1	2.0	30	91.3	0.6	44.4	2.06	<0.1	<0.02	<0.02	19.9	0.66	<1	17.7	<0.05	0.7	10.84	0.6	<10	<2
105K08	1130	8	649661	6911171		KSF	26.8	0.02	<0.02	0.13	1.8	0.021	<0.1	1.4	25	73.0	0.5	40.6	1.77	<0.1	0.02	<0.02	16.9	0.48	<1	15.3	<0.05	0.4	10.44	0.6	<10	<2
105K08	1131	8	647971	6912565		MT	66.2	0.13	<0.02	0.10	2.7	0.030	<0.1	2.5	27	116.5	0.5	33.9	0.90	<0.1	0.04	0.02	10.5	1.12	4	11.2	<0.05	0.5	12.58	2.0	<10	<2
105K08	1132	8	642749	6911397		KSF	51.3	0.16	<0.02	0.15	2.6	0.042	<0.1	2.3	32	130.1	0.5	44.7	1.42	<0.1	0.02	0.02	14.5	1.40	1	13.1	<0.05	0.5	12.96	1.8	<10	<2
105K08	1133	8	643946	6909194		KSF	83.7	0.32	<0.02	0.09	0.4	0.017	<0.1	5.1	14	35.6	0.4	21.5	0.40	<0.1	<0.02	<0.02	5.2	0.50	52	3.6	<0.05	0.2	18.99	1.1	<10	<2
105K08	1134	8	642502	6906859		KSF	80.7	0.21	<0.02	0.07	0.3	0.018	<0.1	3.6	12	41.3	0.4	23.5	0.40	<0.1	0.02	<0.02	6.7	0.68	4	3.9	<0.05	0.2	12.42	1.5	<10	<2

MAP	SAMPLE ID	UTM ZONE	UTM EAST	UTM NORTH	REP	GEOL UNIT	Al % ICPMS	Sb ppm ICPMS	As ppm ICPMS	Ba ppm ICPMS	Bi ppm ICPMS	B ppm ICPMS	Cd ppm ICPMS	Ca % ICPMS	Cr ppm ICPMS	Co ppm ICPMS	Cu ppm ICPMS	Ga ppm ICPMS	Au ppb ICPMS	Fe % ICPMS	La ppm ICPMS	Pb ppm ICPMS	Mg % ICPMS	Mn ppm ICPMS	Hg ppb ICPMS	Mo ppm ICPMS	Ni ppm ICPMS	P % ICPMS	K % ICPMS	Sc ppm ICPMS	Se ppm ICPMS	Ag ppb ICPMS	Na % ICPMS
							0.01	0.02	0.1	0.5	0.02	20	0.01	0.01	0.5	0.1	0.01	0.1	0.2	0.01	0.5	0.01	0.01	1	5	0.01	0.1	0.001	0.01	0.1	0.1	2	0.001
105K08	1135	8	640805	6905743		KSF	0.85	0.12	2.8	202.0	0.05	<20	0.27	0.45	6.8	3.5	4.54	2.8	<0.2	0.99	20.4	4.04	0.20	127	48	0.24	5.2	0.074	0.06	2.2	0.4	86	0.025
105K08	1136	8	640356	6905667		KSF	1.65	0.36	4.5	382.9	0.13	<20	0.90	1.11	13.0	3.9	17.94	4.3	1.4	1.34	22.8	8.29	0.33	217	108	0.44	11.2	0.093	0.15	3.4	1.5	302	0.053
105K08	1137	8	646612	6905683	1	mKS	1.85	0.23	9.4	353.8	0.15	<20	0.74	0.48	12.4	9.2	11.96	5.4	0.6	2.46	23.6	10.06	0.34	1779	58	0.88	11.7	0.073	0.13	4.2	1.0	147	0.025
105K08	1138	8	646612	6905683	2	mKS	1.59	0.38	9.5	322.9	0.17	<20	0.70	0.45	12.3	8.2	11.79	5.3	1.1	2.41	24.5	11.71	0.31	1330	47	0.80	10.9	0.078	0.12	3.9	1.1	138	0.017
105K01	1139	8	649373	6901746		mKS	1.22	0.25	6.3	235.2	0.13	<20	0.32	0.45	9.9	4.6	6.92	4.3	0.4	1.48	22.2	8.87	0.27	366	34	0.53	8.0	0.080	0.11	3.1	0.7	88	0.019
105K01	1140	8	649737	6901710		mKS	1.24	0.25	6.8	297.6	0.15	<20	0.54	0.44	10.9	5.3	8.00	4.0	0.7	1.52	18.4	10.02	0.29	581	101	0.64	10.0	0.071	0.09	2.8	0.7	134	0.019
105K01	1142	8	654765	6904148		KSF	1.72	0.18	4.1	264.3	0.16	<20	0.28	0.29	15.9	6.6	10.03	5.5	0.5	1.95	23.6	8.04	0.35	390	38	0.84	11.3	0.075	0.11	3.8	0.4	64	0.022
105K01	1143	8	653582	6902009		KSF	2.61	0.14	9.7	339.6	0.14	<20	0.28	0.51	11.8	5.4	9.26	6.0	0.3	2.37	18.2	6.70	0.25	524	67	1.12	8.6	0.121	0.09	3.4	1.7	201	0.060
105K01	1144	8	653743	6901678		KSF	2.35	0.13	6.5	309.0	0.12	<20	0.44	0.50	10.2	5.0	8.97	5.4	<0.2	1.97	18.1	5.55	0.22	650	60	1.04	7.5	0.130	0.08	2.8	1.8	175	0.061
105K01	1145	8	650883	6897912		mKS	2.06	0.21	4.7	293.6	0.15	<20	0.58	0.98	11.0	4.8	17.60	5.1	1.0	1.67	28.9	8.63	0.31	514	82	0.77	10.5	0.095	0.12	4.3	1.2	382	0.062
105K01	1146	8	647660	6896605	1	mKS	1.62	0.20	6.5	352.3	0.13	<20	0.58	1.27	13.3	5.1	14.39	4.8	0.8	1.64	22.0	8.93	0.39	912	86	0.62	10.3	0.088	0.13	4.3	1.6	225	0.047
105K01	1147	8	647660	6896605	2	mKS	1.31	0.24	3.3	291.9	0.12	<20	0.37	0.85	11.1	4.6	11.89	3.9	0.6	1.40	22.4	7.90	0.34	168	44	0.22	9.9	0.074	0.12	3.8	0.7	127	0.037
105K01	1148	8	646877	6895849		mKS	1.26	0.24	4.5	270.9	0.11	<20	0.42	0.63	11.3	4.7	9.62	4.0	0.8	1.44	25.8	8.41	0.35	254	29	0.43	9.8	0.085	0.12	3.6	0.5	102	0.034
105K01	1149	8	643713	6882167		lCG	0.14	0.79	10.6	248.4	0.49	<20	1.41	3.75	3.8	4.6	40.51	0.6	2.1	0.57	4.8	3.90	0.41	136	118	1.86	30.5	0.157	0.02	0.4	2.9	273	0.014
105K01	1150	8	649941	6883227		mKS	1.30	0.45	8.7	532.4	0.42	<20	1.11	1.01	22.7	6.9	29.62	3.7	2.7	1.80	19.5	13.80	0.38	590	207	1.46	21.9	0.118	0.15	3.2	1.3	392	0.020
105K01	1151	8	646133	6885040		mKS	1.34	0.48	7.1	509.7	0.30	<20	0.92	0.63	22.6	6.0	23.69	4.2	2.5	1.72	19.3	11.28	0.37	193	122	1.06	18.1	0.116	0.16	3.8	1.1	310	0.017
105K01	1152	8	646195	6887658		mKS	1.29	0.54	5.6	445.8	0.30	<20	0.94	0.71	21.3	5.6	27.28	4.1	1.8	1.62	18.9	12.01	0.41	216	125	1.02	18.1	0.111	0.16	3.2	1.0	296	0.022
105K01	1154	8	650657	6893447		Q	0.60	0.16	1.4	145.5	0.05	<20	0.64	1.70	2.3	1.7	15.65	1.1	<0.2	0.45	6.0	2.02	0.14	178	86	0.62	3.9	0.100	0.03	0.5	0.7	95	0.023
105K01	1155	8	649900	6894234		Q	1.34	0.15	3.7	249.8	0.11	<20	0.33	0.66	11.4	5.0	7.99	4.0	<0.2	1.44	19.7	9.56	0.37	283	38	0.40	10.3	0.086	0.10	3.5	0.4	107	0.031
105K01	1156	8	645983	6893602		mKS	0.65	0.31	15.7	389.7	0.10	<20	0.78	1.08	6.2	8.5	11.09	2.1	0.8	1.79	15.7	6.11	0.21	3400	74	0.86	7.5	0.080	0.07	1.6	1.0	132	0.039
105K01	1157	8	644636	6893886		mKS	0.91	0.46	4.4	256.7	0.10	<20	1.10	1.98	6.9	3.2	29.50	2.3	3.2	0.92	14.7	4.36	0.23	221	102	0.94	8.1	0.109	0.06	1.2	1.5	205	0.044
105K01	1158	8	644164	6896437		mKS	1.08	0.22	3.9	242.0	0.13	<20	0.46	0.63	9.9	4.5	8.43	3.5	1.8	1.26	22.2	7.09	0.30	279	50	0.39	8.0	0.079	0.09	3.1	0.8	109	0.028
105K01	1159	8	644804	6898121		mKS	1.03	0.17	2.2	201.8	0.11	<20	0.21	0.65	7.7	3.2	6.83	3.6	1.3	1.09	20.6	6.49	0.30	122	33	0.15	5.7	0.072	0.11	3.0	0.3	90	0.040
105K01	1160	8	639796	6897853		mKS	1.01	0.21	4.0	235.1	0.10	<20	0.37	0.62	9.3	4.0	7.28	3.3	0.9	1.17	22.7	6.50	0.29	276	58	0.33	7.4	0.080	0.09	2.9	0.9	101	0.035
105K01	1162	8	639940	6900494	1	mKS	0.79	0.15	4.4	221.7	0.08	<20	0.29	0.79	7.6	3.4	5.90	3.0	<0.2	1.05	18.7	4.65	0.26	368	33	0.35	5.2	0.087	0.06	2.1	1.0	55	0.037
105K01	1163	8	639940	6900494	2	mKS	0.79	0.17	6.1	223.9	0.15	<20	0.30	0.79	8.0	3.4	5.84	3.0	1.0	1.06	19.1	7.02	0.26	384	31	0.38	5.1	0.080	0.06	2.3	1.1	61	0.039
105K01	1164	8	636903	6899978		mKS	1.09	0.25	3.2	275.3	0.15	<20	0.39	0.66	9.6	3.7	10.69	3.8	1.2	1.17	18.5	7.78	0.27	282	62	0.25	8.0	0.068	0.08	2.9	0.5	109	0.034
105K01	1165	8	637258	6898037		mKS	1.13	0.25	3.2	251.7	0.15	<20	0.59	0.86	10.8	4.0	11.24	3.9	1.1	1.16	19.8	7.48	0.31	217	46	0.40	8.2	0.080	0.08	3.4	0.9	135	0.031
105K01	1166	8	639051	6895450		KSF	1.14	0.27	3.5	252.3	0.13	<20	0.65	0.73	11.2	4.1	12.32	4.0	1.5	1.21	20.9	7.80	0.34	178	85	0.54	9.2	0.087	0.10	3.6	1.2	131	0.040
105K01	1168	8	640210	6893395		KSF	0.87	0.46	4.7	248.6	0.10	<20	0.82	1.18	10.3	3.0	17.09	2.9	2.0	1.21	15.4	5.59	0.27	217	70	0.41	9.6	0.103	0.08	2.1	1.3	164	0.036
105K01	1169	8	636400	6890658		mKS	0.58	0.48	3.9	253.9	0.10	<20	0.86	2.21	9.9	5.2	24.60	1.6	2.4	0.99	6.1	5.12	0.55	593	68	0.95	15.2	0.086	0.07	1.9	3.2	191	0.025
105K01	1170	8	638145	6888501		mKS	0.81	0.21	2.8	191.0	0.36	<20	0.65	0.78	11.6	4.6	17.35	2.9	1.4	1.00	23.5	6.55	0.26	318	84	0.63	11.2	0.081	0.10	1.9	0.6	203	0.042
105K01	1171	8	638706	6889118		mKS	0.68	0.38	8.1	174.5	0.16	<20	1.10	1.91	8.2	4.3	52.61	1.4	2.7	0.90	11.7	2.39	0.23	990	167	1.71	15.4	0.129	0.04	0.7	1.2	236	0.035
105K01	1172	8	641309	6889906		DMN																											
105K01	1173	8	639463	6884891		mKS	0.83	0.61	19.4	961.2	0.76	<20	3.32	2.09	12.2	10.8	33.88	2.2	3.8	3.68	15.6	9.03	0.30	7741	267	6.33	24.5	0.161	0.14	1.6	3.9	313	0.014
105K01	1174	8	647986	6896392		mKS	1.23	0.32	5.5	261.1	0.14	<20	0.51	0.58	11.3	4.7	9.20	4.3	1.4	1.59	26.1	8.77	0.33	349	40	0.65	9.4	0.084	0.11	3.6	1.0	111	0.024
105K01	3002	8	652927	6883629		Q	0.87	2.27	57.5	514.4	0.15	<20	1.63	1.25	13.6	13.8	30.75	2.7	1.8	2.98	13.9	14.08	0.66	864	74	4.77	41.0	0.184	0.09	2.5	1.8	393	0.007
105K02	3003	8	607951	6878878		CDS																											
105K02	3004	8	607559	6878922	1	CDS	0.88	0.84	9.5	434.7	0.15	<20	0.81	2.41	21.5	8.3	21.18	2.8	1.6	1.82	12.7	10.40	0.77	335	53	1.63	29.7	0.108	0.10	2.2	0.9	177	0.014
105K02	3005	8	607559	6878922	2	CDS	0.91	0.82	10.1	431.5	0.16	<20	0.81	2.52	21.3	9.1	22.57	2.8	15.9	1.88	12.4	10.74	0.79	359	70	1.75	30.4	0.980	0.10	2.3	0.9	196	0.014

MAP	SAMPLE ID	UTM ZONE	UTM EAST	UTM NORTH	REP	GEOL UNIT	Sr ppm ICPMS	S % ICPMS	Te ppm ICPMS	Tl ppm ICPMS	Th ppm ICPMS	Ti % ICPMS	W ppm ICPMS	U ppm ICPMS	V ppm ICPMS	Zn ppm ICPMS	Be ppm ICPMS	Ce ppm ICPMS	Cs ppm ICPMS	Ge ppm ICPMS	Hf ppm ICPMS	In ppm ICPMS	Li ppm ICPMS	Nb ppm ICPMS	Re ppb ICPMS	Rb ppm ICPMS	Ta ppm ICPMS	Sn ppm ICPMS	Y ppm ICPMS	Zr ppm ICPMS	Pd ppb ICPMS	Pt ppb ICPMS
							0.5	0.02	0.02	0.02	0.1	0.001	0.1	0.1	2	0.1	0.1	0.1	0.02	0.1	0.02	0.02	0.1	0.02	1	0.1	0.05	0.1	0.01	0.1	10	2
105K08	1135	8	640805	6905743		KSF	29.2	0.03	<0.02	0.08	4.5	0.040	<0.1	0.9	19	42.9	0.2	41.9	0.80	<0.1	0.07	<0.02	9.1	0.97	1	7.3	<0.05	0.5	9.58	2.7	<10	<2
105K08	1136	8	640356	6905667		KSF	65.8	0.10	<0.02	0.16	1.6	0.036	0.1	2.9	27	107.5	0.8	36.8	1.43	<0.1	0.06	<0.02	18.4	1.51	4	17.9	<0.05	0.6	16.66	3.2	<10	<2
105K08	1137	8	646612	6905683	1	mKS	30.6	<0.02	<0.02	0.15	3.9	0.064	<0.1	2.0	36	100.5	0.6	59.1	1.66	<0.1	0.02	0.03	17.6	0.91	<1	16.3	<0.05	0.8	13.14	1.6	<10	<2
105K08	1138	8	646612	6905683	2	mKS	28.8	<0.02	0.03	0.13	4.2	0.062	<0.1	2.0	35	91.9	0.8	53.4	1.48	0.1	0.02	0.03	16.2	1.31	1	14.1	<0.05	0.9	13.10	1.3	<10	<2
105K01	1139	8	649373	6901746		mKS	28.3	0.02	<0.02	0.09	3.9	0.062	0.2	1.9	28	61.8	0.4	43.1	1.03	0.1	0.02	0.02	15.5	1.64	<1	13.0	<0.05	0.8	12.60	1.6	<10	<2
105K01	1140	8	649737	6901710		mKS	30.0	0.02	<0.02	0.11	3.3	0.050	0.1	1.6	29	82.4	0.4	38.0	1.01	<0.1	<0.02	<0.02	15.4	1.10	2	15.1	<0.05	0.7	10.13	1.0	<10	<2
105K01	1142	8	654765	6904148		KSF	23.3	0.02	<0.02	0.16	2.7	0.057	<0.1	1.9	38	71.3	0.7	54.8	2.07	<0.1	<0.02	0.03	23.4	1.08	<1	17.7	<0.05	1.1	12.82	0.8	<10	<2
105K01	1143	8	653582	6902009		KSF	37.6	0.07	<0.02	0.17	0.7	0.039	<0.1	2.6	33	90.5	0.6	34.8	2.13	<0.1	<0.02	0.03	25.7	1.35	2	11.4	<0.05	0.8	13.44	1.1	<10	<2
105K01	1144	8	653743	6901678		KSF	36.4	0.08	<0.02	0.14	0.5	0.036	<0.1	3.1	29	89.8	0.6	33.4	1.86	<0.1	<0.02	<0.02	22.8	1.20	2	10.3	<0.05	0.6	13.43	1.0	<10	<2
105K01	1145	8	650883	6897912		mKS	43.4	0.06	0.02	0.15	1.8	0.045	<0.1	12.4	36	78.4	0.6	38.9	1.76	<0.1	0.04	0.02	25.2	1.62	<1	18.1	<0.05	0.7	30.33	2.4	<10	<2
105K01	1146	8	647660	6896605	1	mKS	52.6	0.09	<0.02	0.13	3.5	0.062	0.2	6.3	34	88.0	0.6	40.2	1.37	<0.1	0.09	<0.02	17.7	2.01	3	16.1	<0.05	0.8	15.93	4.3	<10	<2
105K01	1147	8	647660	6896605	2	mKS	46.4	0.04	<0.02	0.12	5.1	0.068	0.1	1.7	30	67.5	0.5	44.6	1.28	<0.1	0.11	<0.02	14.8	1.99	2	12.2	<0.05	0.7	12.66	4.9	<10	<2
105K01	1148	8	646877	6895849		mKS	38.5	0.02	<0.02	0.11	6.5	0.071	0.3	1.8	31	65.8	0.5	53.9	1.22	<0.1	0.06	<0.02	15.9	1.42	2	12.4	<0.05	0.8	13.67	3.6	<10	<2
105K01	1149	8	643713	6882167		lCG	239.4	0.94	<0.02	0.04	0.4	0.003	0.1	32.5	11	63.6	0.2	7.1	0.16	<0.1	0.07	<0.02	0.7	0.18	28	1.1	<0.05	<0.1	4.03	3.9	<10	<2
105K01	1150	8	649941	6883227		mKS	62.7	0.10	0.05	0.23	3.5	0.014	0.3	8.2	51	110.1	0.6	43.1	1.58	<0.1	0.03	0.03	14.3	0.93	3	20.6	<0.05	0.5	14.77	1.7	<10	<2
105K01	1151	8	646133	6885040		mKS	48.0	0.06	0.02	0.22	5.6	0.026	0.2	5.3	54	113.3	0.6	42.5	1.87	<0.1	0.06	<0.02	16.3	1.39	2	21.2	<0.05	0.6	11.12	3.8	<10	<2
105K01	1152	8	646195	6887658		mKS	46.3	0.09	0.03	0.22	3.7	0.022	0.2	6.0	48	109.3	0.6	40.5	1.83	<0.1	0.05	0.03	15.1	1.36	4	22.2	<0.05	0.6	11.35	2.7	<10	<2
105K01	1154	8	650657	6893447		Q	66.3	0.39	<0.02	0.05	<0.1	0.006	<0.1	4.2	8	57.0	<0.1	13.0	0.24	<0.1	<0.02	<0.02	1.2	0.41	3	1.6	<0.05	<0.1	4.21	1.6	<10	<2
105K01	1155	8	649900	6894234		Q	39.4	<0.02	<0.02	0.10	5.6	0.062	0.3	2.6	33	69.0	0.8	41.6	1.42	<0.1	0.07	0.03	16.9	0.94	<1	12.3	<0.05	0.6	12.34	3.2	<10	<2
105K01	1156	8	645983	6893602		mKS	39.4	0.11	<0.02	0.12	1.7	0.025	<0.1	3.0	23	81.1	0.2	37.8	0.76	<0.1	0.02	<0.02	7.3	0.73	<1	8.1	<0.05	0.3	7.84	1.0	<10	<2
105K01	1157	8	644636	6893886		mKS	69.0	0.56	0.03	0.09	0.4	0.019	<0.1	7.6	19	63.2	0.3	27.4	0.75	<0.1	0.03	<0.02	5.9	1.07	11	7.7	<0.05	0.3	11.83	2.7	<10	<2
105K01	1158	8	644164	6896437		mKS	35.2	0.04	<0.02	0.10	5.1	0.054	0.1	2.0	24	66.7	0.3	47.5	1.04	<0.1	0.07	0.02	13.4	1.64	1	10.7	<0.05	0.7	11.76	3.3	<10	<2
105K01	1159	8	644804	6898121		mKS	35.6	<0.02	<0.02	0.10	4.8	0.066	0.4	1.9	23	51.4	0.5	41.2	0.96	<0.1	0.10	<0.02	11.6	1.77	<1	11.4	<0.05	0.7	11.73	4.0	<10	<2
105K01	1160	8	639796	6897853		mKS	36.2	0.04	<0.02	0.09	5.2	0.051	0.1	1.8	23	60.8	0.3	47.7	0.96	<0.1	0.06	<0.02	12.9	1.42	<1	10.4	<0.05	0.6	11.37	3.0	<10	<2
105K01	1162	8	639940	6900494	1	mKS	43.5	0.05	<0.02	0.07	4.0	0.049	<0.1	1.8	21	42.1	0.2	39.2	0.72	<0.1	0.05	<0.02	10.2	1.50	<1	6.3	<0.05	0.5	9.50	2.7	<10	4
105K01	1163	8	639940	6900494	2	mKS	44.9	0.05	0.02	0.06	3.9	0.054	0.2	1.7	21	44.5	0.3	40.4	0.71	<0.1	0.06	<0.02	10.1	1.51	<1	6.6	<0.05	0.6	9.12	2.6	<10	<2
105K01	1164	8	636903	6899978		mKS	38.0	0.05	<0.02	0.10	3.2	0.050	0.2	2.3	23	71.0	0.4	39.5	0.88	<0.1	0.05	<0.02	13.6	1.97	<1	10.8	<0.05	0.6	11.07	2.7	<10	<2
105K01	1165	8	637258	6898037		mKS	41.1	0.10	<0.02	0.12	3.5	0.055	<0.1	3.9	25	83.3	0.3	42.2	1.11	<0.1	0.06	<0.02	13.8	2.14	<1	11.2	<0.05	0.6	11.42	3.2	<10	<2
105K01	1166	8	639051	6895450		KSF	39.1	0.10	<0.02	0.13	4.4	0.061	0.2	2.5	25	83.4	0.3	42.7	1.13	<0.1	0.08	<0.02	13.8	2.25	2	11.7	<0.05	0.7	13.72	4.4	<10	3
105K01	1168	8	640210	6893395		KSF	55.7	0.17	0.03	0.12	1.5	0.030	0.1	5.0	21	73.2	0.4	32.0	1.00	<0.1	0.03	<0.02	10.1	1.41	1	10.8	<0.05	0.5	10.29	2.4	<10	2
105K01	1169	8	636400	6890658		mKS	89.2	0.50	0.02	0.10	1.3	0.007	<0.1	4.4	14	86.7	0.3	13.3	1.41	<0.1	0.08	<0.02	9.1	0.36	5	6.3	<0.05	0.2	6.35	3.4	<10	<2
105K01	1170	8	638145	6888501		mKS	52.1	0.07	<0.02	0.17	3.1	0.030	0.6	16.3	18	73.4	0.6	36.2	3.98	<0.1	0.04	<0.02	14.1	1.06	<1	19.8	<0.05	0.4	16.40	1.6	<10	6
105K01	1171	8	638706	6889118		mKS	99.2	0.42	0.02	0.08	0.4	0.010	0.1	7.7	10	78.8	0.5	19.9	0.56	<0.1	0.02	<0.02	3.5	0.54	3	5.6	<0.05	0.2	10.43	1.4	<10	6
105K01	1172	8	641309	6889906		DMN																										
105K01	1173	8	639463	6884891		mKS	152.4	0.26	0.03	0.19	1.4	0.010	3.4	13.1	31	188.9	0.6	27.6	1.46	<0.1	0.02	<0.02	9.0	0.68	9	16.7	<0.05	0.3	12.05	1.2	<10	<2
105K01	1174	8	647986	6896392		mKS	34.3	0.03	<0.02	0.10	5.3	0.074	0.3	2.0	32	70.5	0.4	55.7	1.20	<0.1	0.05	<0.02	16.7	2.02	2	13.4	<0.05	0.9	13.59	3.0	<10	3
105K01	3002	8	652927	6883629		Q	62.0	0.14	0.03	0.11	3.1	0.006	<0.1	3.1	42	238.0	0.5	29.2	0.88	<0.1	0.02	0.03	11.0	0.24	3	7.5	<0.05	0.2	10.97	1.9	12	<2
105K02	3003	8	607951	6878878		CDS																										
105K02	3004	8	607559	6878922	1	CDS	80.1	0.04	0.02	0.10	3.9	0.029	0.3	1.1	39	121.3	0.2	27.2	1.05	<0.1	0.03	<0.02	13.5	0.65	4	9.0	<0.05	0.3	8.11	2.1	<10	<2
105K02	3005	8	607559	6878922	2	CDS	82.9	0.05	0.03	0.10	3.9	0.030	0.1	1.2	40	123.4	0.5	26.3	1.09	<0.1	0.03	<0.02	13.9	0.69	4	9.1	<0.05	0.3	7.88	2.0	<10	<2

MAP	SAMPLE ID	UTM ZONE	UTM EAST	UTM NORTH	REP	GEOL UNIT	Al % ICPMS	Sb ppm ICPMS	As ppm ICPMS	Ba ppm ICPMS	Bi ppm ICPMS	B ppm ICPMS	Cd ppm ICPMS	Ca % ICPMS	Cr ppm ICPMS	Co ppm ICPMS	Cu ppm ICPMS	Ga ppm ICPMS	Au ppb ICPMS	Fe % ICPMS	La ppm ICPMS	Pb ppm ICPMS	Mg % ICPMS	Mn ppm ICPMS	Hg ppb ICPMS	Mo ppm ICPMS	Ni ppm ICPMS	P % ICPMS	K % ICPMS	Sc ppm ICPMS	Se ppm ICPMS	Ag ppb ICPMS	Na % ICPMS
							0.01	0.02	0.1	0.5	0.02	20	0.01	0.01	0.5	0.1	0.01	0.1	0.2	0.01	0.5	0.01	0.01	1	5	0.01	0.1	0.001	0.01	0.1	0.1	2	0.001
105K02	3006	8	606798	6877320		CDS	1.26	0.68	9.3	326.9	0.33	<20	1.46	1.01	25.1	9.9	25.85	3.9	2.2	2.28	15.7	13.95	0.81	394	78	1.64	32.5	0.100	0.10	2.6	1.1	303	0.014
105K02	3007	8	605871	6877456		CDS																											
105K02	3008	8	605076	6880590		CDS	1.60	0.79	8.6	302.6	0.22	<20	1.37	1.25	27.8	10.9	28.74	4.8	2.6	2.42	14.7	22.85	1.01	294	43	1.79	31.4	0.101	0.14	3.0	1.5	329	0.035
105K02	3009	8	605712	6882973		mKC	1.40	0.57	11.8	476.0	0.21	<20	2.11	1.29	27.0	12.0	30.16	4.6	1.7	2.93	14.4	17.19	0.87	2091	67	1.84	34.5	0.108	0.15	3.0	2.6	307	0.031
105K02	3010	8	606225	6883069		mKC	0.98	0.82	10.2	433.9	0.18	<20	1.00	2.19	22.5	10.0	28.04	3.0	1.5	2.05	12.3	11.77	0.82	449	88	1.35	34.6	0.095	0.11	2.7	1.4	280	0.015
105K02	3011	8	606071	6886062		lTR	0.85	0.41	6.0	169.5	0.14	<20	0.36	1.09	21.5	7.4	20.84	2.8	1.8	2.03	15.0	9.37	0.33	490	68	1.38	22.6	0.980	0.08	2.5	0.6	124	0.019
105K02	3012	8	608955	6898935		lCG	0.83	0.38	17.8	201.1	0.15	<20	0.30	0.69	12.2	7.5	10.44	2.9	1.0	1.61	21.7	9.19	0.31	530	32	0.58	15.3	0.076	0.08	1.9	0.4	116	0.014
105K02	3013	8	607518	6901665		lCG	1.01	0.27	11.2	179.3	0.15	<20	0.28	0.52	17.0	6.9	9.72	3.3	0.9	1.58	19.3	8.91	0.42	271	37	0.28	16.7	0.079	0.06	2.1	0.4	92	0.015
105K07	3014	8	605610	6904371		lCG	0.90	0.27	8.2	196.8	0.12	<20	0.24	0.58	16.0	5.7	8.64	2.9	1.1	1.39	19.3	7.54	0.32	320	34	0.27	14.4	0.070	0.08	2.1	0.2	93	0.021
105K07	3015	8	603919	6904695		lCG																											
105K07	3017	8	606281	6906437		lCG	1.11	0.50	9.4	245.2	0.27	<20	0.56	0.43	21.0	9.1	16.80	3.9	1.1	2.01	18.5	11.99	0.38	382	41	0.85	23.2	0.088	0.15	2.6	0.8	159	0.011
105K07	3018	8	606052	6906787		lCG	1.16	0.47	9.6	253.7	0.24	<20	0.60	0.41	23.3	9.4	17.00	3.9	1.1	2.04	16.3	11.79	0.34	351	63	0.80	25.4	0.080	0.16	3.0	0.6	187	0.010
105K07	3019	8	613964	6927889		COR	1.05	1.81	15.0	393.2	0.16	<20	7.36	0.72	20.1	7.6	27.01	3.1	1.9	2.12	13.7	11.57	0.30	779	93	6.31	33.6	0.980	0.09	2.6	2.2	511	0.009
105K07	3020	8	606168	6908110		lCG	1.60	0.43	4.9	251.7	0.43	<20	0.90	0.46	27.7	13.6	18.48	5.0	1.5	2.59	15.2	12.15	0.50	831	50	0.77	31.5	0.077	0.24	3.4	0.6	208	0.014
105K07	3022	8	607638	6908065		lCG																											
105K07	3023	8	604506	6909047		lCG	0.54	0.34	1.1	144.4	0.07	<20	0.94	2.39	8.3	3.1	39.41	1.2	0.6	0.43	17.4	2.36	0.17	88	109	0.47	31.6	0.109	0.02	0.5	1.5	97	0.026
105K02	3024	8	612918	6902548		lCG	0.84	0.29	12.8	176.3	0.13	<20	0.39	1.10	14.5	7.9	12.59	2.9	0.9	1.31	13.0	5.19	0.27	918	42	0.42	15.6	0.078	0.07	1.9	0.5	87	0.022
105K02	3025	8	617080	6898964		lCG	1.03	0.37	8.8	248.1	0.19	<20	1.04	1.68	11.4	6.5	22.99	2.7	1.5	1.30	25.7	6.47	0.30	854	66	0.72	15.7	0.094	0.08	1.8	1.1	177	0.028
105K02	3026	8	621424	6893236		mKS	0.44	0.29	2.2	133.5	0.08	<20	0.45	2.20	5.9	2.0	18.50	1.2	1.4	0.70	5.6	4.49	0.25	89	55	1.88	10.9	0.107	0.05	0.8	3.8	124	0.032
105K02	3027	8	622843	6896215		mKS	0.85	0.39	7.0	336.3	0.14	<20	0.72	1.98	9.4	4.7	14.13	2.5	1.0	1.43	16.6	7.47	0.25	2290	80	1.15	11.0	0.090	0.07	1.9	1.5	179	0.026
105K02	3028	8	623065	6896444	1	mKS	0.68	0.39	6.7	209.0	0.11	<20	0.42	0.59	7.9	3.8	9.25	2.3	0.6	1.08	26.4	6.54	0.21	208	28	0.67	9.6	0.083	0.07	2.0	0.3	100	0.021
105K02	3029	8	623065	6896444	2	mKS	0.70	0.40	7.2	228.4	0.12	<20	0.40	0.57	8.7	4.1	9.52	2.4	1.5	1.15	25.5	6.86	0.21	203	32	0.59	10.3	0.080	0.08	2.1	0.2	109	0.023
105K02	3031	8	625096	6895521		mKS	0.76	0.29	5.5	193.8	0.10	<20	0.33	0.53	7.6	4.0	7.14	2.7	0.7	1.17	22.6	6.09	0.21	764	37	0.70	8.5	0.068	0.07	2.1	0.4	95	0.019
105K02	3032	8	628140	6896698		mKS	1.08	0.36	4.3	269.7	0.12	<20	0.71	1.45	10.7	4.5	12.18	3.5	0.9	1.28	20.5	6.68	0.30	337	48	0.69	11.4	0.079	0.14	2.7	0.9	167	0.033
105K02	3033	8	629771	6894616		mKS	0.66	0.17	2.2	137.8	0.05	<20	0.31	0.71	6.9	3.7	5.57	2.3	0.8	0.89	16.9	3.64	0.20	133	36	0.33	6.4	0.078	0.07	1.7	0.4	86	0.020
105K02	3034	8	628505	6893267		mKS	0.83	0.36	7.6	153.2	0.17	<20	0.52	0.55	9.4	4.2	9.51	2.7	0.6	1.28	30.7	8.15	0.23	170	44	0.62	10.4	0.080	0.07	3.0	0.4	213	0.021
105K02	3035	8	629719	6886266		CPA																											
105K01	3036	8	631554	6886000		CPA																											
105K02	3037	8	628821	6883607		CPA																											
105K01	3038	8	633505	6882489		CPA	0.67	0.38	5.0	235.7	0.09	<20	0.30	0.37	23.8	7.4	12.32	2.2	0.8	1.53	14.3	7.87	0.34	329	716	0.66	28.7	0.106	0.08	1.9	0.3	87	0.007
105K01	3039	8	635160	6885091		CPA	0.74	0.44	5.6	282.8	0.09	<20	0.40	0.51	26.2	8.3	15.16	2.3	1.6	1.63	14.5	9.32	0.45	372	100	0.77	31.6	0.106	0.08	2.3	0.4	116	0.006
105K01	3040	8	635163	6886801		mKS	0.74	0.54	16.9	694.4	0.08	<20	0.45	0.57	20.1	6.4	12.92	2.4	1.0	1.71	11.4	6.70	0.40	418	107	1.27	27.1	0.151	0.14	2.1	0.5	146	0.013
105K01	3042	8	636847	6883952		CPA	0.20	1.36	4.2	268.4	0.03	<20	2.17	2.91	4.8	8.5	19.22	0.3	1.6	0.68	1.6	1.80	0.49	1251	125	1.60	22.9	0.167	0.07	0.3	1.7	155	0.006
105K07	3043	8	611481	6909170		lCG	1.28	0.19	0.7	155.5	0.17	<20	0.15	0.39	21.4	9.0	22.45	3.3	8.8	1.83	8.1	5.16	0.50	129	43	0.21	27.6	0.069	0.32	2.7	1.2	156	0.020
105K07	3044	8	613825	6910084	1	lCG	1.03	0.62	12.1	274.7	0.21	<20	0.64	0.43	16.8	8.2	17.37	3.1	3.5	1.99	18.1	9.32	0.34	588	58	1.03	20.5	0.081	0.11	2.5	0.5	151	0.013
105K07	3045	8	613825	6910084	2	lCG	1.03	0.57	12.3	277.9	0.19	<20	0.61	0.43	17.0	8.6	17.51	2.9	1.8	1.97	20.0	9.40	0.34	557	46	0.97	20.2	0.085	0.12	2.6	0.5	152	0.015
105K07	3046	8	612278	6912559		lCG	1.07	0.38	3.6	115.3	0.29	<20	0.15	0.08	22.1	11.1	26.70	2.7	0.7	2.61	14.9	10.57	0.33	170	13	0.41	20.3	0.052	0.38	2.9	<0.1	101	0.009
105K07	3047	8	609042	6911519		lCG	2.14	0.27	4.4	260.3	0.38	<20	0.32	0.19	36.7	25.4	20.49	5.9	0.8	3.14	13.3	14.35	0.65	823	47	0.69	30.6	0.059	0.43	4.5	0.3	251	0.018
105K07	3048	8	608439	6913826		lCG	1.28	0.17	3.8	149.3	0.27	<20	0.17	0.18	25.1	12.5	19.55	3.5	1.3	2.72	20.1	6.76	0.40	332	11	0.47	23.9	0.059	0.37	3.2	0.1	56	0.009
105K07	3049	8	608506	6915018		lCG																											

MAP	SAMPLE ID	UTM ZONE	UTM EAST	UTM NORTH	REP	GEOL UNIT	Sr ppm ICPMS	S % ICPMS	Te ppm ICPMS	Tl ppm ICPMS	Th ppm ICPMS	Ti % ICPMS	W ppm ICPMS	U ppm ICPMS	V ppm ICPMS	Zn ppm ICPMS	Be ppm ICPMS	Ce ppm ICPMS	Cs ppm ICPMS	Ge ppm ICPMS	Hf ppm ICPMS	In ppm ICPMS	Li ppm ICPMS	Nb ppm ICPMS	Re ppb ICPMS	Rb ppm ICPMS	Ta ppm ICPMS	Sn ppm ICPMS	Y ppm ICPMS	Zr ppm ICPMS	Pd ppb ICPMS	Pt ppb ICPMS
							0.5	0.02	0.02	0.02	0.1	0.001	0.1	0.1	2	0.1	0.1	0.1	0.02	0.1	0.02	0.02	0.1	0.02	1	0.1	0.05	0.1	0.01	0.1	10	2
105K02	3006	8	606798	6877320		CDS	40.3	0.04	0.04	0.15	3.7	0.036	0.4	1.3	66	188.6	0.4	31.4	1.87	<0.1	0.03	<0.02	22.3	0.87	<1	15.9	<0.05	0.4	9.97	1.6	<10	4
105K02	3007	8	605871	6877456		CDS																										
105K02	3008	8	605076	6880590		CDS	53.2	0.05	0.04	0.15	4.6	0.055	0.2	1.3	66	237.1	0.6	29.8	2.19	<0.1	<0.02	<0.02	24.7	1.75	3	17.4	<0.05	0.5	9.61	1.8	<10	<2
105K02	3009	8	605712	6882973		mKC	63.1	0.09	<0.02	0.17	3.8	0.046	0.2	1.5	53	193.5	0.6	27.4	1.96	<0.1	0.02	<0.02	20.0	1.51	3	16.1	<0.05	0.5	11.47	1.0	<10	<2
105K02	3010	8	606225	6883069		mKC	71.3	0.09	0.03	0.13	4.1	0.027	0.1	1.2	41	137.0	0.5	26.1	1.15	<0.1	0.04	<0.02	13.9	0.82	6	10.3	<0.05	0.3	8.74	2.6	<10	<2
105K02	3011	8	606071	6886062		lTR	45.8	0.07	<0.02	0.08	2.3	0.012	<0.1	1.6	29	89.0	0.7	32.6	0.58	<0.1	0.02	<0.02	9.4	0.55	<1	8.4	<0.05	0.3	9.73	1.6	<10	<2
105K02	3012	8	608955	6898935		lCG	35.5	<0.02	<0.02	0.08	6.3	0.029	0.3	0.8	23	61.0	0.4	45.0	1.04	<0.1	0.04	<0.02	15.1	0.77	1	7.8	<0.05	0.4	7.97	2.4	<10	<2
105K02	3013	8	607518	6901665		lCG	27.5	0.03	<0.02	0.08	5.3	0.024	0.2	1.0	22	67.4	0.4	40.5	0.74	<0.1	0.05	<0.02	19.4	0.97	<1	7.7	<0.05	0.4	7.47	1.9	<10	<2
105K07	3014	8	605610	6904371		lCG	30.8	0.03	<0.02	0.07	4.9	0.028	0.4	0.7	23	61.7	0.4	39.6	0.67	<0.1	0.03	<0.02	15.2	0.83	<1	7.3	<0.05	0.4	6.99	1.6	<10	<2
105K07	3015	8	603919	6904695		lCG																										
105K07	3017	8	606281	6906437		lCG	28.8	0.02	0.04	0.17	4.1	0.046	0.5	3.4	33	92.7	0.6	39.5	2.58	<0.1	<0.02	<0.02	26.4	0.98	<1	18.4	<0.05	0.6	7.97	1.0	<10	<2
105K07	3018	8	606052	6906787		lCG	27.6	<0.02	0.02	0.15	3.6	0.046	0.6	2.8	34	94.4	0.6	34.7	2.05	<0.1	<0.02	<0.02	25.2	0.98	2	18.0	<0.05	0.6	7.85	1.0	<10	<2
105K07	3019	8	613964	6927889		COR	38.9	0.05	0.03	0.17	2.3	0.015	0.2	2.5	50	500.8	0.4	27.6	1.10	<0.1	0.03	<0.02	11.7	0.74	15	10.2	<0.05	0.3	9.79	1.5	27	4
105K07	3020	8	606168	6908110		lCG	31.4	0.03	0.02	0.43	1.9	0.063	0.3	4.1	36	129.3	0.9	33.9	6.94	<0.1	<0.02	0.02	31.9	1.44	<1	32.6	<0.05	0.8	8.82	0.7	<10	<2
105K07	3022	8	607638	6908065		lCG																										
105K07	3023	8	604506	6909047		lCG	126.9	0.65	<0.02	0.04	0.3	0.013	<0.1	2.6	9	47.3	0.3	27.2	0.54	<0.1	0.05	<0.02	2.8	0.61	5	3.8	<0.05	0.2	11.96	2.9	<10	<2
105K02	3024	8	612918	6902548		lCG	73.4	0.10	<0.02	0.11	2.7	0.028	1.1	1.3	23	69.0	0.2	26.5	1.22	<0.1	0.03	<0.02	13.7	1.07	<1	10.2	<0.05	0.5	6.74	1.4	<10	<2
105K02	3025	8	617080	6898964		lCG	71.1	0.38	<0.02	0.10	2.0	0.023	0.1	9.2	19	83.8	0.6	47.3	1.20	<0.1	0.04	<0.02	12.6	1.27	4	9.2	<0.05	0.4	13.43	2.1	<10	<2
105K02	3026	8	621424	6893236		mKS	146.5	1.08	<0.02	0.04	0.8	0.015	0.2	23.5	10	40.1	0.2	10.8	0.71	<0.1	0.08	<0.02	4.9	0.79	4	3.8	<0.05	0.2	4.59	5.2	<10	3
105K02	3027	8	622843	6896215		mKS	110.3	0.30	<0.02	0.11	2.2	0.024	<0.1	7.7	20	108.7	0.3	31.7	0.95	<0.1	0.05	<0.02	11.1	1.17	2	9.3	<0.05	0.4	10.74	2.2	<10	<2
105K02	3028	8	623065	6896444	1	mKS	27.6	<0.02	<0.02	0.07	7.5	0.036	0.1	1.4	22	45.2	0.3	53.2	0.70	<0.1	0.08	<0.02	10.6	0.72	2	5.6	<0.05	0.5	9.96	3.5	<10	<2
105K02	3029	8	623065	6896444	2	mKS	27.3	<0.02	0.03	0.08	7.2	0.038	0.2	1.3	22	47.0	0.4	53.1	0.74	<0.1	0.08	<0.02	10.3	0.84	1	5.9	<0.05	0.4	9.61	3.4	<10	<2
105K02	3031	8	625096	6895521		mKS	25.5	0.02	<0.02	0.07	5.7	0.037	0.2	1.4	22	51.8	0.1	47.7	0.80	<0.1	<0.02	<0.02	12.2	0.93	<1	7.6	<0.05	0.4	7.98	1.3	<10	4
105K02	3032	8	628140	6896698		mKS	61.0	0.08	<0.02	0.12	3.4	0.049	0.1	5.7	25	81.2	0.2	40.3	1.17	<0.1	0.08	<0.02	16.5	2.25	2	14.6	<0.05	0.7	9.83	3.4	<10	2
105K02	3033	8	629771	6894616		mKS	32.9	0.22	<0.02	0.07	3.8	0.030	0.6	2.8	20	50.9	0.2	34.9	0.67	<0.1	0.03	<0.02	10.2	1.06	<1	8.9	<0.05	0.3	6.50	1.8	<10	<2
105K02	3034	8	628505	6893267		mKS	28.7	<0.02	<0.02	0.11	8.3	0.042	0.2	1.2	23	49.7	0.3	60.8	0.85	<0.1	0.05	<0.02	13.7	1.10	<1	6.7	<0.05	0.5	11.91	2.6	<10	<2
105K02	3035	8	629719	6886266		CPA																										
105K01	3036	8	631554	6886000		CPA																										
105K02	3037	8	628821	6883607		CPA																										
105K01	3038	8	633505	6882489		CPA	21.8	<0.02	0.02	0.05	3.6	0.026	<0.1	0.6	27	73.9	0.3	31.2	0.36	<0.1	<0.02	<0.02	6.9	0.24	<1	5.4	<0.05	0.2	6.53	1.7	<10	2
105K01	3039	8	635160	6885091		CPA	26.2	<0.02	<0.02	0.06	3.7	0.024	<0.1	0.7	30	89.6	0.2	31.9	0.46	<0.1	<0.02	<0.02	7.9	0.31	<1	5.8	<0.05	0.2	7.23	1.9	<10	<2
105K01	3040	8	635163	6886801		mKS	46.0	0.04	<0.02	0.08	3.1	0.016	0.1	1.0	38	109.3	0.3	23.8	0.55	<0.1	0.02	<0.02	8.9	0.21	2	8.3	<0.05	0.2	7.16	2.1	<10	<2
105K01	3042	8	636847	6883952		CPA	115.2	0.29	<0.02	0.05	0.1	0.002	<0.1	0.7	6	118.5	0.2	2.8	0.09	<0.1	<0.02	<0.02	0.8	0.08	19	1.2	<0.05	<0.1	2.42	0.9	<10	<2
105K07	3043	8	611481	6909170		lCG	19.4	0.07	<0.02	0.21	1.2	0.065	0.1	0.6	27	23.0	0.3	16.5	1.60	<0.1	0.02	0.02	13.9	2.27	1	28.1	<0.05	0.5	4.75	1.1	<10	<2
105K07	3044	8	613825	6910084	1	lCG	28.8	0.03	0.03	0.13	5.1	0.038	0.2	1.4	30	82.4	0.3	33.1	1.23	<0.1	0.03	0.03	13.9	0.88	<1	10.8	<0.05	0.6	8.34	1.9	<10	<2
105K07	3045	8	613825	6910084	2	lCG	28.4	0.03	<0.02	0.12	5.8	0.038	0.4	1.5	30	82.6	0.3	36.8	1.26	<0.1	0.04	0.02	14.1	0.88	<1	11.0	<0.05	0.5	8.46	1.8	<10	<2
105K07	3046	8	612278	6912559		lCG	9.8	0.05	0.03	0.16	4.0	0.066	<0.1	0.7	29	23.9	0.4	28.9	1.23	<0.1	<0.02	<0.02	10.8	0.64	<1	27.0	<0.05	0.5	4.61	0.5	<10	<2
105K07	3047	8	609042	6911519		lCG	21.9	0.03	<0.02	0.34	2.2	0.101	0.1	0.9	45	71.3	0.7	25.9	3.45	<0.1	0.02	0.03	28.5	2.23	<1	43.9	<0.05	0.8	5.34	1.1	<10	<2
105K07	3048	8	608439	6913826		lCG	11.7	0.02	<0.02	0.22	4.5	0.083	0.5	1.0	35	30.6	0.3	38.6	2.33	<0.1	<0.02	<0.02	16.8	1.03	<1	31.1	<0.05	0.6	5.59	0.6	<10	<2
105K07	3049	8	608506	6915018		lCG																										

MAP	SAMPLE ID	UTM ZONE	UTM EAST	UTM NORTH	REP	GEOL UNIT	Al % ICPMS	Sb ppm ICPMS	As ppm ICPMS	Ba ppm ICPMS	Bi ppm ICPMS	B ppm ICPMS	Cd ppm ICPMS	Ca % ICPMS	Cr ppm ICPMS	Co ppm ICPMS	Cu ppm ICPMS	Ga ppm ICPMS	Au ppb ICPMS	Fe % ICPMS	La ppm ICPMS	Pb ppm ICPMS	Mg % ICPMS	Mn ppm ICPMS	Hg ppb ICPMS	Mo ppm ICPMS	Ni ppm ICPMS	P % ICPMS	K % ICPMS	Sc ppm ICPMS	Se ppm ICPMS	Ag ppb ICPMS	Na % ICPMS
							0.01	0.02	0.1	0.5	0.02	20	0.01	0.01	0.5	0.1	0.01	0.1	0.2	0.01	0.5	0.01	0.01	1	5	0.01	0.1	0.001	0.01	0.1	0.1	2	0.001
105K07	3051	8	607717	6918539		SDM	0.83	1.26	6.5	277.9	0.16	<20	1.49	0.94	16.1	7.6	31.63	2.5	1.8	1.58	15.5	13.84	0.31	407	103	1.77	32.1	0.106	0.10	2.3	1.2	469	0.009
105K07	3052	8	607377	6918732		SDM	0.83	1.62	8.9	2219.4	0.14	<20	2.89	1.01	15.3	13.0	31.13	2.3	1.9	1.89	16.8	10.88	0.34	1580	129	3.25	57.5	0.161	0.10	2.5	1.5	424	0.013
105K07	3053	8	603699	6918989		COR	1.02	0.90	4.8	324.2	0.11	<20	1.68	0.98	18.8	10.4	24.09	2.8	1.4	2.33	10.6	7.19	0.53	1308	68	1.36	25.0	0.102	0.05	2.0	4.6	197	0.018
105K07	3054	8	604764	6923178		CSM	1.31	2.62	11.2	285.0	0.11	<20	1.45	1.48	46.2	19.4	58.18	3.6	1.6	3.09	16.4	13.78	0.97	487	68	3.29	65.3	0.186	0.10	4.8	2.6	461	0.012
105K07	3055	8	606376	6922314		CSM	0.98	1.39	16.6	403.4	0.22	<20	1.00	0.62	22.8	11.8	27.24	3.0	1.2	2.21	17.7	21.81	0.57	680	55	2.22	31.9	0.115	0.10	2.7	0.7	295	0.010
105K07	3056	8	606833	6923125		COR																											
105K07	3057	8	610154	6920645		COR	1.24	1.81	18.6	287.3	0.22	<20	2.80	0.72	29.1	8.9	31.31	3.6	1.2	1.83	15.5	21.04	0.56	355	62	5.85	38.9	0.120	0.11	2.3	1.1	485	0.014
105K07	3058	8	610615	6922782		COR	1.14	1.71	17.9	256.3	0.19	<20	6.49	0.70	23.5	7.5	31.94	3.3	1.0	1.75	13.0	18.90	0.39	457	59	5.43	36.5	0.125	0.11	1.9	1.5	434	0.012
105K07	3059	8	609512	6922679		COR																											
105K07	3060	8	609944	6925947		COR																											
105K07	3062	8	611838	6924829		COR	1.15	1.78	10.8	177.3	0.18	<20	4.05	0.41	25.9	6.8	39.92	3.4	8.0	1.68	15.1	18.26	0.34	272	34	9.60	41.8	0.107	0.08	1.5	1.4	667	0.009
105K07	3063	8	616235	6924459		COR	1.14	1.28	45.7	408.3	0.15	<20	3.89	0.97	29.6	12.3	33.00	3.1	0.8	2.24	13.0	23.11	0.53	1835	111	3.44	37.2	0.123	0.08	2.1	1.7	423	0.011
105K07	3064	8	614971	6921766		COR	1.02	1.30	13.1	280.1	0.18	<20	4.59	0.63	20.0	7.6	32.65	3.1	0.7	1.67	13.5	16.41	0.32	310	58	5.63	38.5	0.110	0.07	1.5	1.0	507	0.013
105K07	3065	8	613223	6920639		COR	1.21	0.92	17.9	460.5	0.14	<20	1.83	0.75	20.0	6.0	25.28	3.4	1.1	1.23	15.0	11.37	0.32	527	101	4.45	24.7	0.118	0.07	2.0	1.8	529	0.016
105K07	3066	8	613625	6918575		COR	0.85	1.54	11.0	215.0	0.15	<20	2.42	0.43	15.7	11.0	23.68	2.4	<0.2	1.46	15.2	14.98	0.31	808	64	7.08	25.8	0.089	0.07	1.4	2.2	381	0.011
105K07	3067	8	612357	6917046		COR	0.96	0.55	7.5	305.6	0.14	<20	0.65	0.45	15.4	7.3	16.46	2.8	0.8	1.64	19.4	7.83	0.29	368	75	1.78	19.6	0.093	0.07	1.9	0.9	191	0.011
105K02	3068	8	621572	6876638	1	CPA	0.51	1.66	9.0	885.5	0.15	<20	1.94	1.84	14.9	7.8	30.75	1.7	1.8	1.59	13.3	9.02	0.60	259	69	3.06	41.3	0.113	0.07	1.7	1.6	252	0.008
105K02	3069	8	621572	6876638	2	CPA	0.50	1.57	8.5	810.9	0.12	<20	1.78	1.82	15.2	8.0	29.42	1.6	1.1	1.56	11.9	8.32	0.65	230	76	2.63	40.2	0.117	0.07	1.8	1.1	211	0.006
105K07	3071	8	613568	6928614		CPMC	0.78	1.45	10.3	586.2	0.12	<20	1.84	0.56	16.5	7.4	20.66	2.5	0.8	1.57	14.0	13.75	0.27	421	78	1.95	29.1	0.990	0.08	2.0	1.0	357	0.009
105K07	3072	8	615576	6930418		MT	0.71	1.14	15.4	332.9	0.12	<20	1.19	0.72	11.8	5.9	19.79	2.4	1.1	1.69	13.7	10.00	0.24	565	99	1.62	19.5	0.116	0.08	2.0	1.9	351	0.013
105K10	3073	8	615236	6931989		MT	0.88	1.65	10.0	308.5	0.17	<20	1.47	0.92	15.7	6.5	28.67	2.8	2.4	1.52	16.3	15.52	0.26	213	164	1.17	24.1	0.104	0.12	2.7	1.3	448	0.015
105K07	3074	8	611584	6931404		CPMC	0.68	1.35	9.8	966.1	0.14	<20	0.96	0.74	14.3	6.4	21.80	2.4	1.0	1.53	16.8	12.59	0.27	248	93	1.68	20.9	0.131	0.09	2.2	0.9	274	0.008
105K07	3075	8	610974	6930680		CPMC																											
105K07	3076	8	609897	6931357		CPMC	0.74	1.12	9.0	742.1	0.13	<20	1.20	0.61	13.4	6.8	25.21	2.3	0.9	1.56	13.3	11.44	0.27	407	85	2.11	23.5	0.112	0.10	2.2	1.0	263	0.010
105K07	3077	8	609419	6929976		COR																											
105K07	3078	8	607551	6930774		COR	1.12	1.81	13.5	298.7	0.21	<20	3.89	1.00	21.1	7.3	28.30	3.1	1.0	1.49	11.4	54.06	0.36	372	83	0.91	27.5	0.074	0.08	2.0	2.2	622	0.014
105K07	3079	8	607591	6931305		DME	0.93	1.50	10.4	318.5	0.13	<20	1.01	0.74	19.2	5.9	23.31	2.7	1.9	1.30	12.5	18.60	0.33	144	75	1.44	24.6	0.082	0.09	2.1	1.4	363	0.008
105K10	3080	8	607132	6932410		DME	0.84	2.05	39.9	782.6	0.22	<20	3.32	0.60	16.6	7.9	24.96	2.6	2.8	1.68	15.1	29.78	0.34	444	64	2.98	34.7	0.119	0.10	1.9	1.2	407	0.009
105K10	3082	8	608453	6935292		DME																											
105K10	3083	8	605262	6935735		TrJ	0.61	2.56	9.6	1034.8	0.13	<20	2.66	0.55	10.9	5.1	41.47	2.0	1.2	1.33	14.8	12.83	0.17	206	131	6.00	28.9	0.082	0.10	2.3	3.8	589	0.005
105K10	3084	8	603147	6937554		DME	0.51	2.15	9.6	929.5	0.13	<20	2.34	0.62	9.7	6.2	35.20	1.6	2.8	1.48	12.4	9.74	0.22	468	114	5.56	32.8	0.091	0.11	2.3	2.7	395	0.006
105K10	3085	8	604638	6941723	1	TrJ	0.67	2.08	15.3	275.2	0.15	<20	7.12	0.62	14.5	11.3	44.73	2.4	1.1	3.26	8.0	23.59	0.20	788	1803	8.21	42.3	0.120	0.17	3.3	5.2	603	0.012
105K10	3086	8	604638	6941723	2	TrJ																											
105K10	3088	8	606453	6940574		CPMC	0.61	2.49	14.7	290.3	0.14	<20	4.20	0.63	13.4	6.8	35.52	2.0	0.9	2.90	8.0	30.12	0.22	582	156	8.53	30.2	0.178	0.11	2.7	6.3	630	0.009
105K10	3089	8	606527	6940812		TrJ	0.74	0.73	7.3	964.8	0.15	<20	0.87	0.61	15.0	9.6	28.04	2.2	2.2	2.88	7.2	12.06	0.25	592	908	3.24	36.9	0.101	0.11	3.1	2.6	491	0.011
105K10	3090	8	604266	6944728		KSF	1.03	1.29	9.4	552.3	0.15	<20	3.45	1.62	13.8	31.1	28.77	2.4	1.7	4.18	6.4	9.75	0.35	6566	327	5.99	48.1	0.106	0.10	3.7	3.3	591	0.014
105K10	3091	8	602540	6949340		KSF	0.61	0.78	8.8	594.2	0.15	32	1.61	5.82	5.9	5.6	23.67	1.8	0.9	2.98	11.1	7.77	0.54	3452	163	0.80	11.4	0.102	0.15	3.3	5.9	166	0.072
105K10	3092	8	603729	6953884		KSF	0.74	0.54	5.5	263.1	0.15	<20	0.21	0.45	6.3	5.7	6.40	2.5	0.5	2.73	23.4	11.39	0.18	717	179	0.40	4.6	0.048	0.10	5.9	0.2	85	0.014
105K10	3093	8	604397	6952433		KSF	0.78	0.84	12.4	304.0	0.19	<20	0.42	0.55	7.9	7.4	9.28	2.5	0.4	3.22	23.9	13.69	0.22	927	172	0.50	6.7	0.069	0.13	6.2	0.5	117	0.016
105K10	3094	8	605949	6949705		KSF	0.85	0.68	8.6	339.4	0.21	<20	0.54	0.65	9.3	8.0	10.74	3.2	3.4	2.73	26.5	15.36	0.32	608	167	0.61	8.9	0.072	0.14	7.2	0.6	121	0.020

MAP	SAMPLE ID	UTM ZONE	UTM EAST	UTM NORTH	REP	GEOL UNIT	Sr ppm ICPMS	S % ICPMS	Te ppm ICPMS	Tl ppm ICPMS	Th ppm ICPMS	Ti % ICPMS	W ppm ICPMS	U ppm ICPMS	V ppm ICPMS	Zn ppm ICPMS	Be ppm ICPMS	Ce ppm ICPMS	Cs ppm ICPMS	Ge ppm ICPMS	Hf ppm ICPMS	In ppm ICPMS	Li ppm ICPMS	Nb ppm ICPMS	Re ppb ICPMS	Rb ppm ICPMS	Ta ppm ICPMS	Sn ppm ICPMS	Y ppm ICPMS	Zr ppm ICPMS	Pd ppb ICPMS	Pt ppb ICPMS
							0.5	0.02	0.02	0.02	0.1	0.001	0.1	0.1	2	0.1	0.1	0.1	0.02	0.1	0.02	0.02	0.1	0.02	1	0.1	0.05	0.1	0.01	0.1	10	2
105K07	3051	8	607717	6918539		SDM	27.4	0.06	0.03	0.21	2.4	0.014	0.3	1.4	38	148.2	0.5	27.3	0.96	<0.1	0.04	<0.02	8.9	0.72	5	9.4	<0.05	0.4	11.04	1.8	<10	<2
105K07	3052	8	607377	6918732		SDM	63.1	0.08	0.03	0.17	3.0	0.019	0.3	1.8	49	256.7	0.5	31.1	0.95	<0.1	<0.02	0.03	9.6	0.52	5	9.5	<0.05	0.4	10.85	1.3	<10	4
105K07	3053	8	603699	6918989		COR	40.3	0.13	<0.02	0.09	1.5	0.017	<0.1	1.8	26	151.7	0.2	19.9	0.92	<0.1	0.04	<0.02	12.6	0.33	12	6.6	<0.05	0.2	5.92	1.4	<10	<2
105K07	3054	8	604764	6923178		CSM	48.8	0.10	0.03	0.13	1.4	0.024	<0.1	1.6	65	111.0	0.3	31.8	2.04	<0.1	0.02	0.03	15.8	0.52	8	11.4	<0.05	0.3	9.64	1.1	<10	2
105K07	3055	8	606376	6922314		CSM	35.6	0.04	0.02	0.15	4.5	0.030	0.2	1.6	36	193.2	0.7	33.2	2.22	<0.1	0.03	0.04	16.9	0.51	3	11.9	<0.05	0.4	8.45	1.4	<10	<2
105K07	3056	8	606833	6923125		COR																										
105K07	3057	8	610154	6920645		COR	39.3	0.03	0.03	0.18	2.3	0.040	0.5	3.9	92	282.4	0.6	29.5	1.55	<0.1	<0.02	<0.02	14.5	1.01	7	13.6	<0.05	0.5	9.58	1.1	<10	<2
105K07	3058	8	610615	6922782		COR	39.4	0.04	0.03	0.18	1.6	0.033	0.1	4.2	78	444.5	0.6	24.0	1.71	<0.1	<0.02	0.02	12.6	0.92	6	12.9	<0.05	0.4	9.28	0.9	<10	<2
105K07	3059	8	609512	6922679		COR																										
105K07	3060	8	609944	6925947		COR																										
105K07	3062	8	611838	6924829		COR	32.5	0.03	0.04	0.21	1.0	0.042	0.2	3.3	127	353.3	0.5	26.6	1.93	<0.1	<0.02	<0.02	11.5	0.86	11	10.8	<0.05	0.4	11.19	0.6	<10	<2
105K07	3063	8	616235	6924459		COR	40.5	0.06	<0.02	0.20	1.9	0.030	<0.1	2.4	65	202.2	0.6	24.1	2.11	<0.1	0.02	<0.02	13.2	1.12	8	13.2	<0.05	0.2	8.96	1.0	<10	<2
105K07	3064	8	614971	6921766		COR	32.8	0.03	<0.02	0.15	0.8	0.032	0.1	2.7	77	493.2	0.3	24.0	2.05	<0.1	<0.02	<0.02	11.4	0.68	7	13.9	<0.05	0.4	8.71	0.6	13	<2
105K07	3065	8	613223	6920639		COR	37.7	0.06	<0.02	0.15	0.9	0.025	0.3	5.5	43	138.5	0.6	25.9	1.22	<0.1	<0.02	<0.02	14.0	0.67	7	15.3	<0.05	0.4	11.22	0.9	<10	<2
105K07	3066	8	613625	6918575		COR	27.4	0.04	0.05	0.17	2.0	0.013	<0.1	2.1	48	159.0	0.3	28.2	1.17	<0.1	<0.02	<0.02	8.9	0.52	6	8.8	<0.05	0.3	7.22	0.8	<10	<2
105K07	3067	8	612357	6917046		COR	30.9	0.04	<0.02	0.08	3.4	0.022	1.2	2.6	33	123.5	0.3	37.1	0.90	<0.1	<0.02	<0.02	12.2	0.57	5	9.8	<0.05	0.3	7.94	0.7	<10	<2
105K02	3068	8	621572	6876638	1	CPA	76.6	0.06	0.03	0.09	4.2	0.016	0.1	1.8	29	222.2	0.5	24.5	0.54	<0.1	<0.02	<0.02	6.3	0.33	5	5.2	<0.05	0.2	8.34	2.0	<10	<2
105K02	3069	8	621572	6876638	2	CPA	76.0	0.09	<0.02	0.08	3.9	0.018	0.1	1.7	29	193.7	0.4	23.0	0.52	<0.1	0.04	<0.02	5.9	0.27	3	4.8	<0.05	0.2	8.80	2.7	<10	<2
105K07	3071	8	613568	6928614		CPMC	37.1	0.03	0.02	0.22	3.1	0.021	0.2	1.2	47	211.5	0.4	25.6	1.16	<0.1	<0.02	<0.02	10.1	0.52	3	9.2	<0.05	0.4	7.96	1.1	<10	<2
105K07	3072	8	615576	6930418		MT	36.9	0.09	<0.02	0.15	2.8	0.016	<0.1	1.0	34	149.7	0.2	25.0	1.26	<0.1	0.02	<0.02	8.8	0.56	3	9.5	<0.05	0.3	8.08	1.3	<10	<2
105K10	3073	8	615236	6931989		MT	39.7	0.04	0.03	0.22	3.7	0.016	0.2	1.2	37	170.1	0.4	30.3	1.36	<0.1	0.04	<0.02	9.3	0.79	5	8.9	<0.05	0.4	10.40	2.7	<10	<2
105K07	3074	8	611584	6931404		CPMC	41.1	0.04	<0.02	0.13	4.3	0.021	0.6	1.2	37	111.4	0.5	31.7	1.12	<0.1	<0.02	0.02	8.4	0.50	2	7.3	<0.05	0.3	9.98	1.5	<10	<2
105K07	3075	8	610974	6930680		CPMC																										
105K07	3076	8	609897	6931357		CPMC	39.0	0.04	<0.02	0.14	3.4	0.012	<0.1	1.3	39	130.3	0.3	25.6	0.99	<0.1	0.03	<0.02	9.2	0.39	3	8.2	<0.05	0.3	9.38	0.8	<10	<2
105K07	3077	8	609419	6929976		COR																										
105K07	3078	8	607551	6930774		COR	50.7	0.07	<0.02	0.19	1.9	0.021	0.3	0.9	46	333.2	0.6	20.7	1.81	<0.1	0.04	0.02	13.0	0.78	7	17.1	<0.05	0.4	8.88	1.8	<10	<2
105K07	3079	8	607591	6931305		DME	37.5	0.04	0.03	0.18	2.5	0.015	<0.1	1.1	48	144.2	0.5	23.2	1.50	<0.1	0.05	<0.02	10.6	0.68	3	14.7	<0.05	0.3	8.88	2.0	<10	<2
105K10	3080	8	607132	6932410		DME	42.8	0.04	<0.02	0.20	3.2	0.028	2.2	1.6	52	245.1	0.6	28.0	1.54	<0.1	0.02	0.03	9.8	0.52	2	11.6	<0.05	0.8	9.53	1.1	<10	<2
105K10	3082	8	608453	6935292		DME																										
105K10	3083	8	605262	6935735		TrJ	42.5	0.07	0.10	0.37	2.1	0.006	<0.1	2.7	43	168.9	0.6	25.5	1.42	<0.1	0.04	0.03	5.1	0.33	16	8.3	<0.05	0.2	11.18	1.2	<10	<2
105K10	3084	8	603147	6937554		DME	40.0	0.08	0.07	0.27	2.4	0.006	<0.1	1.6	42	183.1	0.4	23.1	1.27	<0.1	<0.02	0.03	5.0	0.23	13	7.7	<0.05	0.2	9.93	1.1	<10	<2
105K10	3085	8	604638	6941723	1	TrJ	73.1	0.51	0.09	0.70	3.4	0.004	<0.1	2.1	80	582.6	0.9	16.9	1.14	<0.1	0.04	0.04	4.8	0.17	21	9.7	<0.05	0.4	12.04	2.2	<10	<2
105K10	3086	8	604638	6941723	2	TrJ																										
105K10	3088	8	606453	6940574		CPMC	68.4	0.49	0.09	2.18	2.5	0.007	<0.1	2.4	84	359.1	0.4	15.2	1.12	<0.1	<0.02	0.03	6.3	0.31	8	7.6	<0.05	0.3	11.37	1.3	<10	<2
105K10	3089	8	606527	6940812		TrJ	40.0	0.08	0.08	0.41	2.8	0.002	<0.1	1.0	30	215.6	0.7	15.9	1.03	<0.1	0.04	<0.02	9.3	0.12	7	8.9	<0.05	0.4	11.17	1.7	<10	<2
105K10	3090	8	604266	6944728		KSF	71.1	0.17	0.07	0.30	1.2	0.005	<0.1	2.4	62	291.5	0.5	15.6	0.72	<0.1	0.04	0.02	7.9	0.35	23	9.6	<0.05	0.3	9.76	1.6	<10	<2
105K10	3091	8	602540	6949340		KSF	420.6	0.26	0.06	0.12	1.0	0.015	<0.1	0.7	21	85.5	0.4	21.2	0.78	<0.1	<0.02	<0.02	6.4	0.62	4	11.0	<0.05	0.3	13.27	0.9	<10	<2
105K10	3092	8	603729	6953884		KSF	36.6	0.04	<0.02	0.09	4.5	0.012	<0.1	1.2	26	65.5	0.3	47.2	1.80	<0.1	<0.02	0.03	9.7	0.27	<1	12.9	<0.05	0.5	13.24	0.5	<10	<2
105K10	3093	8	604397	6952433		KSF	39.5	0.05	<0.02	0.10	4.9	0.012	<0.1	1.0	29	88.2	0.3	47.4	2.06	<0.1	<0.02	0.04	8.0	0.31	1	14.6	<0.05	0.5	13.97	0.6	<10	<2
105K10	3094	8	605949	6949705		KSF	48.8	0.05	<0.02	0.13	7.0	0.019	<0.1	1.2	33	89.7	0.6	54.0	1.67	<0.1	<0.02	0.04	9.1	0.57	<1	14.6	<0.05	0.7	15.21	1.3	<10	<2

MAP	SAMPLE ID	UTM ZONE	UTM EAST	UTM NORTH	REP	GEOL UNIT	Al % ICPMS	Sb ppm ICPMS	As ppm ICPMS	Ba ppm ICPMS	Bi ppm ICPMS	B ppm ICPMS	Cd ppm ICPMS	Ca % ICPMS	Cr ppm ICPMS	Co ppm ICPMS	Cu ppm ICPMS	Ga ppm ICPMS	Au ppb ICPMS	Fe % ICPMS	La ppm ICPMS	Pb ppm ICPMS	Mg % ICPMS	Mn ppm ICPMS	Hg ppb ICPMS	Mo ppm ICPMS	Ni ppm ICPMS	P % ICPMS	K % ICPMS	Sc ppm ICPMS	Se ppm ICPMS	Ag ppb ICPMS	Na % ICPMS
							0.01	0.02	0.1	0.5	0.02	20	0.01	0.01	0.5	0.1	0.01	0.1	0.2	0.01	0.5	0.01	0.01	1	5	0.01	0.1	0.001	0.01	0.1	0.1	2	0.001
105K10	3095	8	608518	6944358		KSF	0.51	0.58	5.0	558.3	0.08	<20	0.70	0.46	9.5	4.5	16.84	1.7	0.5	1.16	7.7	5.70	0.18	247	166	1.31	16.9	0.109	0.09	1.9	1.2	219	0.008
105K10	3096	8	608757	6938964		MT	0.61	0.85	6.8	416.8	0.13	<20	1.22	0.63	11.3	4.8	13.15	2.0	0.8	1.31	8.3	8.98	0.24	215	141	2.06	15.0	0.079	0.09	2.0	1.2	247	0.013
105K10	3097	8	608110	6937218		TrJ	0.84	0.77	3.2	279.8	0.12	<20	2.12	1.40	13.8	4.4	23.03	2.6	0.8	1.21	14.3	10.65	0.30	259	105	1.06	15.7	0.129	0.10	2.0	5.3	229	0.017
105K10	3098	8	611310	6937043		TrJ	0.71	0.86	7.9	428.7	0.16	<20	1.24	1.13	9.9	5.8	27.00	1.9	1.4	1.90	7.3	7.77	0.23	805	133	1.08	19.1	0.091	0.06	2.2	3.7	305	0.017
105K10	3099	8	611276	6935490		CPMC	0.58	1.24	12.6	860.0	0.16	<20	1.56	0.68	12.2	8.2	24.24	1.9	1.5	2.51	10.1	10.49	0.31	1030	162	2.89	27.9	0.127	0.08	2.5	2.5	360	0.009
105K10	3100	8	617081	6934017		Q	0.34	1.08	6.0	278.4	0.09	<20	2.95	1.55	5.2	4.1	29.17	0.8	1.1	0.58	6.3	13.95	0.24	394	183	2.02	16.4	0.103	0.07	0.9	1.9	585	0.010
105K10	3102	8	615510	6942850		Q	0.37	1.06	4.3	394.7	0.08	<20	2.44	1.50	8.7	4.9	24.55	1.2	1.4	1.22	4.7	5.07	0.23	828	223	3.51	23.6	0.123	0.09	1.9	4.3	548	0.022
105K10	3103	8	613144	6942579		TrJ	0.48	0.84	6.3	595.0	0.12	<20	1.11	0.73	9.3	5.6	25.06	1.4	1.2	1.37	6.3	8.11	0.14	288	367	1.57	21.0	0.090	0.08	2.8	1.9	364	0.008
105K10	3104	8	612966	6945441		KSF	0.63	0.68	9.5	410.5	0.11	<20	1.41	1.00	11.8	6.6	23.65	1.8	1.9	1.58	9.3	7.41	0.29	1389	111	1.05	22.8	0.091	0.09	2.3	2.7	472	0.011
105K10	3105	8	614551	6948004	1	ODR	0.70	1.76	28.5	340.6	2.13	<20	2.84	0.57	13.4	5.5	56.29	2.1	2.4	4.03	12.7	18.03	0.18	150	104	12.30	58.7	0.091	0.09	1.9	5.2	630	0.007
105K10	3106	8	614551	6948004	2	ODR	0.75	1.85	30.8	340.4	2.23	<20	3.30	0.64	14.1	6.7	60.44	2.1	2.4	4.37	13.6	18.48	0.19	197	115	12.75	69.1	0.094	0.09	2.1	5.7	737	0.007
105K10	3107	8	612002	6950763		KSF	0.70	0.38	2.6	314.6	0.08	<20	0.99	8.33	4.6	4.2	16.77	1.5	1.4	1.22	12.8	5.87	0.33	1093	156	0.29	5.5	0.064	0.09	4.2	4.5	167	0.019
105K10	3108	8	610116	6950207		KSF	0.65	1.39	17.1	509.3	0.14	<20	0.35	0.60	7.0	7.7	10.29	2.4	1.3	2.53	24.1	13.93	0.31	545	104	0.66	8.9	0.068	0.12	4.5	0.9	119	0.017
105K10	3109	8	610254	6950410		KSF	0.66	1.33	19.3	448.3	0.15	<20	0.49	0.74	7.7	8.8	10.87	2.3	2.3	2.52	24.0	14.68	0.31	660	131	0.74	9.9	0.071	0.12	4.7	0.7	120	0.014
105K10	3110	8	609370	6953493		KSF	1.05	0.71	8.4	313.9	0.13	<20	0.48	0.62	13.7	8.1	9.96	3.5	1.1	2.99	22.4	10.03	0.36	1683	94	0.62	11.9	0.072	0.11	5.2	0.6	120	0.017
105K10	3111	8	614509	6951480		KSF	0.99	0.61	5.2	313.2	0.43	<20	0.53	0.81	9.4	7.0	13.26	3.4	0.4	2.13	24.9	11.23	0.34	593	124	0.72	10.4	0.055	0.16	5.3	0.5	101	0.043
105K10	3112	8	614468	6952881		KSF	0.88	0.59	9.2	351.5	0.18	<20	0.50	0.99	9.1	8.4	12.45	3.2	0.4	2.18	22.8	12.21	0.38	640	113	0.72	10.8	0.060	0.16	5.6	0.5	101	0.026
105K10	3113	8	612711	6955093		KSF	1.19	0.31	4.4	288.7	0.13	<20	0.68	0.59	11.0	6.9	9.65	3.6	0.4	2.73	20.5	8.84	0.28	1376	87	0.71	9.8	0.062	0.11	4.6	0.7	119	0.029
105K10	3115	8	616488	6956204		KSF	1.37	0.46	4.6	224.2	0.15	<20	0.47	0.53	11.4	6.8	10.38	4.3	0.4	2.43	22.5	8.93	0.34	570	181	0.60	8.8	0.058	0.12	5.3	0.3	118	0.022
105K10	3116	8	616543	6954126		KSF	0.96	0.66	5.8	203.7	0.13	<20	0.58	0.38	9.6	7.5	12.00	3.5	0.7	2.05	21.5	10.45	0.29	478	118	0.77	10.7	0.056	0.10	4.4	0.7	92	0.018
105K10	3117	8	619114	6955285		KSF																											
105K10	3118	8	620531	6957541		KSF	0.69	0.96	8.9	327.3	0.30	<20	0.95	0.53	8.9	10.4	16.47	2.5	0.3	2.31	21.2	13.19	0.31	787	184	1.01	16.6	0.066	0.09	4.1	0.7	131	0.010
105K10	3119	8	622416	6955497		KSF	0.63	0.90	7.9	342.6	0.18	<20	0.65	0.53	8.2	8.8	15.80	2.2	0.9	2.33	19.3	14.58	0.34	566	1151	0.98	13.7	0.067	0.09	3.6	0.8	148	0.008
105K10	3120	8	623553	6954101		KSF	0.61	1.15	11.0	398.1	0.14	<20	0.68	1.26	8.4	8.7	19.15	2.1	1.5	2.38	17.4	13.11	0.41	573	138	1.20	15.3	0.065	0.10	3.8	1.3	166	0.009
105K10	3122	8	624270	6952766		KSF	0.69	0.71	6.2	614.0	0.16	<20	0.71	0.43	10.2	5.9	17.70	2.1	1.5	1.77	16.0	10.20	0.22	361	159	0.96	14.5	0.073	0.10	2.7	1.2	187	0.010
105K10	3123	8	620092	6951687		KSF	0.88	0.47	6.7	469.1	0.11	<20	0.79	0.77	8.2	7.2	15.61	2.7	1.0	3.24	14.7	7.97	0.29	2404	100	0.66	12.2	0.076	0.09	3.4	1.0	168	0.025
105K10	3124	8	618431	6947977		ODR	0.71	3.05	31.3	331.0	0.15	<20	8.77	1.04	9.9	22.4	40.61	1.6	1.6	11.48	9.7	11.38	0.16	3662	71	10.35	70.5	0.128	0.11	1.8	8.4	365	0.014
105K10	3125	8	621097	6946810		ODR																											
105K10	3126	8	620877	6944001	1	ODR	0.76	0.72	8.2	421.4	0.12	<20	0.91	0.75	12.7	6.7	22.39	2.6	1.5	1.82	12.0	7.26	0.33	1420	104	1.05	19.2	0.160	0.13	1.9	1.2	243	0.008
105K10	3127	8	620877	6944001	2	ODR	0.78	0.64	6.0	397.7	0.13	<20	0.96	0.73	13.1	6.9	22.88	2.3	2.5	1.66	11.6	7.20	0.32	863	116	1.09	20.3	0.137	0.13	2.0	1.1	248	0.008
105K10	3128	8	619545	6940959		Q																											
105K10	3129	8	619607	6940904		Q	0.94	1.26	15.4	781.5	0.19	<20	1.98	1.09	16.6	11.6	42.03	2.7	1.7	2.28	13.9	12.49	0.40	926	143	3.60	41.8	0.136	0.14	3.2	2.9	445	0.012
105K10	3130	8	618592	6939474		Q	0.87	1.03	12.9	758.3	0.21	<20	1.12	1.70	16.0	9.8	31.41	2.4	2.4	2.63	7.8	15.09	0.40	3323	166	1.60	29.9	0.120	0.13	3.3	3.1	500	0.017
105K10	3131	8	617886	6938055		Q	0.82	1.64	21.0	774.2	0.22	<20	1.07	1.33	13.1	6.9	24.62	2.6	2.6	1.94	18.5	12.59	0.37	984	115	1.66	22.6	0.109	0.09	2.8	1.2	348	0.020
105K08	3132	8	640329	6915716		Q	0.94	0.37	47.1	1763.1	0.08	<20	2.14	2.23	3.7	34.9	13.06	1.4	1.3	20.41	9.1	2.82	0.15	10000	165	2.91	12.2	0.107	0.04	0.8	0.7	109	0.010
105K08	3133	8	637840	6917214		Q																											
105K08	3135	8	639270	6918666		Q	0.98	0.60	15.0	844.2	0.12	<20	1.09	1.87	7.1	4.5	17.00	2.8	2.0	2.09	12.3	6.18	0.27	9203	144	2.21	11.0	0.083	0.07	2.5	7.3	264	0.032
105K08	3136	8	636418	6919357		Q	0.87	1.14	11.4	316.9	0.08	<20	4.33	2.00	21.1	3.1	20.02	2.1	1.7	1.89	14.7	4.84	0.26	566	161	0.99	14.2	0.233	0.08	2.2	6.9	575	0.038
105K08	3137	8	634613	6922307		Q	0.98	1.05	12.5	644.2	0.12	<20	4.88	2.13	10.8	8.1	27.11	2.7	1.7	2.29	12.9	9.74	0.34	5506	204	1.02	16.4	0.094	0.10	2.5	4.5	320	0.024
105K08	3138	8	635649	6927860		Q	1.69	0.41	4.7	366.8	0.18	<20	0.51	0.84	8.7	5.1	8.42	4.9	2.1	1.93	24.8	10.87	0.42	478	129	0.41	6.7	0.071	0.17	4.3	0.6	178	0.038

MAP	SAMPLE ID	UTM ZONE	UTM EAST	UTM NORTH	REP	GEOL UNIT	Sr ppm ICPMS	S % ICPMS	Te ppm ICPMS	Tl ppm ICPMS	Th ppm ICPMS	Ti % ICPMS	W ppm ICPMS	U ppm ICPMS	V ppm ICPMS	Zn ppm ICPMS	Be ppm ICPMS	Ce ppm ICPMS	Cs ppm ICPMS	Ge ppm ICPMS	Hf ppm ICPMS	In ppm ICPMS	Li ppm ICPMS	Nb ppm ICPMS	Re ppb ICPMS	Rb ppm ICPMS	Ta ppm ICPMS	Sn ppm ICPMS	Y ppm ICPMS	Zr ppm ICPMS	Pd ppb ICPMS	Pt ppb ICPMS
							0.5	0.02	0.02	0.02	0.1	0.001	0.1	0.1	2	0.1	0.1	0.1	0.02	0.1	0.02	0.02	0.1	0.02	1	0.1	0.05	0.1	0.01	0.1	10	2
105K10	3095	8	608518	6944358		KSF	39.4	0.05	0.03	0.14	2.2	0.005	<0.1	1.3	38	102.7	0.2	15.6	0.65	<0.1	<0.02	<0.02	5.4	0.20	3	7.0	<0.05	0.2	7.56	1.0	<10	<2
105K10	3096	8	608757	6938964		MT	35.3	0.08	0.04	0.17	1.9	0.006	<0.1	0.8	28	109.4	0.2	17.3	0.67	<0.1	0.03	<0.02	6.8	0.36	8	9.9	<0.05	0.3	5.19	1.0	<10	<2
105K10	3097	8	608110	6937218		TrJ	45.3	0.09	<0.02	0.27	2.3	0.031	0.2	1.5	27	112.6	0.3	28.2	1.01	<0.1	0.05	<0.02	10.9	1.19	13	10.5	<0.05	0.4	9.26	2.3	<10	<2
105K10	3098	8	611310	6937043		TrJ	59.6	0.19	<0.02	0.18	1.4	0.005	<0.1	0.8	27	128.0	0.3	15.3	0.68	<0.1	0.05	<0.02	8.6	0.30	11	6.6	<0.05	0.2	7.25	1.5	<10	<2
105K10	3099	8	611276	6935490		CPMC	46.6	0.11	<0.02	0.18	2.8	0.010	<0.1	1.1	35	143.6	0.3	21.1	0.86	<0.1	0.02	0.02	7.1	0.34	6	6.5	<0.05	0.3	9.35	0.8	<10	<2
105K10	3100	8	617081	6934017		Q	59.8	0.14	0.02	0.08	0.5	0.005	<0.1	1.1	10	137.4	0.2	12.3	0.44	<0.1	0.04	<0.02	2.5	0.21	8	2.8	<0.05	0.2	7.32	1.7	<10	<2
105K10	3102	8	615510	6942850		Q	86.4	0.13	<0.02	0.27	0.8	0.007	<0.1	1.0	29	128.6	0.2	9.5	0.90	<0.1	0.03	<0.02	2.3	0.14	14	7.6	<0.05	0.2	10.84	1.3	<10	<2
105K10	3103	8	613144	6942579		TrJ	53.6	0.07	<0.02	0.15	1.9	0.003	<0.1	1.3	33	121.8	0.6	13.4	0.64	<0.1	0.03	0.02	4.1	0.23	5	6.7	<0.05	0.3	8.70	1.3	<10	<2
105K10	3104	8	612966	6945441		KSF	94.5	0.17	0.03	0.20	2.2	0.004	<0.1	1.2	30	115.9	0.3	18.8	0.77	<0.1	0.03	0.02	9.8	0.22	6	8.4	<0.05	0.2	9.33	1.3	<10	<2
105K10	3105	8	614551	6948004	1	ODR	35.5	0.07	0.12	0.23	2.4	0.005	<0.1	2.0	50	319.8	0.4	26.0	1.70	<0.1	<0.02	0.03	8.0	0.37	7	10.4	<0.05	0.4	9.28	1.0	<10	<2
105K10	3106	8	614551	6948004	2	ODR	36.0	0.07	0.14	0.24	2.5	0.005	<0.1	2.3	51	357.7	0.5	27.7	1.79	<0.1	<0.02	0.04	8.9	0.38	8	10.5	<0.05	0.4	10.09	0.9	<10	<2
105K10	3107	8	612002	6950763		KSF	401.0	0.21	0.05	0.09	1.0	0.005	<0.1	0.8	9	41.2	0.7	20.2	5.52	<0.1	0.03	<0.02	10.0	0.30	<1	11.5	<0.05	0.2	19.78	1.7	<10	<2
105K10	3108	8	610116	6950207		KSF	43.1	0.14	<0.02	0.11	6.9	0.012	0.1	1.0	24	81.7	0.7	48.4	2.02	<0.1	0.03	0.03	8.5	0.26	1	9.1	<0.05	0.4	12.03	1.4	<10	<2
105K10	3109	8	610254	6950410		KSF	48.8	0.12	0.02	0.12	6.4	0.012	0.1	1.4	25	83.4	0.5	47.5	2.18	<0.1	0.02	0.03	8.5	0.29	1	9.1	<0.05	0.5	12.74	1.3	<10	<2
105K10	3110	8	609370	6953493		KSF	52.6	0.03	<0.02	0.13	4.6	0.026	<0.1	1.0	31	96.1	0.8	45.1	4.61	<0.1	0.02	0.02	15.6	0.53	<1	14.0	<0.05	0.6	13.76	1.0	<10	<2
105K10	3111	8	614509	6951480		KSF	47.6	0.07	0.03	0.11	6.3	0.029	<0.1	1.2	31	80.6	0.3	50.2	1.15	<0.1	0.03	0.02	9.4	0.46	1	10.8	<0.05	0.6	13.60	1.4	<10	<2
105K10	3112	8	614468	6952881		KSF	50.5	0.06	0.03	0.12	7.3	0.032	<0.1	1.0	30	73.7	0.5	49.3	1.33	<0.1	0.06	0.03	9.0	0.27	<1	10.9	<0.05	0.7	13.34	2.6	<10	<2
105K10	3113	8	612711	6955093		KSF	41.9	0.05	<0.02	0.12	3.9	0.030	<0.1	1.3	30	92.9	0.4	42.2	1.58	<0.1	0.02	0.03	13.3	0.65	1	13.2	<0.05	0.6	13.29	1.1	<10	<2
105K10	3115	8	616488	6956204		KSF	36.9	0.03	<0.02	0.10	3.3	0.027	<0.1	1.1	35	93.8	0.6	45.5	1.33	<0.1	<0.02	0.03	16.6	0.51	1	15.1	<0.05	0.7	15.06	0.7	<10	<2
105K10	3116	8	616543	6954126		KSF	30.1	0.03	<0.02	0.10	4.6	0.022	<0.1	1.0	31	82.1	0.5	46.4	1.00	<0.1	<0.02	0.02	11.1	0.33	<1	9.1	<0.05	0.6	11.25	0.7	<10	<2
105K10	3117	8	619114	6955285		KSF																										
105K10	3118	8	620531	6957541		KSF	33.3	0.15	<0.02	0.10	5.5	0.010	<0.1	1.0	27	101.0	0.5	44.8	0.84	<0.1	<0.02	0.03	9.7	0.13	1	7.2	<0.05	0.4	11.49	0.9	<10	<2
105K10	3119	8	622416	6955497		KSF	36.2	0.21	<0.02	0.10	5.9	0.010	<0.1	0.9	24	94.4	0.5	40.0	0.80	<0.1	0.02	0.03	8.1	0.13	1	7.0	<0.05	0.4	10.76	1.6	<10	<2
105K10	3120	8	623553	6954101		KSF	61.2	0.28	<0.02	0.12	5.2	0.010	<0.1	0.9	25	92.9	0.4	36.7	0.86	<0.1	0.05	0.03	8.2	0.11	<1	6.9	<0.05	0.4	11.96	2.7	<10	2
105K10	3122	8	624270	6952766		KSF	46.0	0.04	<0.02	0.13	4.1	0.009	<0.1	1.1	30	106.9	0.3	32.5	0.69	<0.1	0.03	0.03	10.3	0.34	3	8.5	<0.05	0.3	8.69	0.9	<10	<2
105K10	3123	8	620092	6951687		KSF	95.8	0.07	<0.02	0.12	3.0	0.012	<0.1	1.0	31	104.9	0.6	30.4	0.63	<0.1	0.02	0.02	12.3	0.33	2	10.1	<0.05	0.4	10.57	0.9	<10	7
105K10	3124	8	618431	6947977		ODR	52.0	0.21	0.07	0.25	2.1	0.004	<0.1	1.5	50	372.5	0.8	18.4	2.72	0.1	<0.02	<0.02	5.0	0.22	7	10.9	<0.05	0.3	7.98	1.3	<10	<2
105K10	3125	8	621097	6946810		ODR																										
105K10	3126	8	620877	6944001	1	ODR	64.8	0.12	0.05	0.12	2.4	0.005	<0.1	1.8	51	131.5	0.6	23.7	0.96	<0.1	0.03	<0.02	10.4	0.25	3	12.0	<0.05	0.3	8.27	1.1	<10	<2
105K10	3127	8	620877	6944001	2	ODR	60.7	0.11	0.02	0.13	2.4	0.005	<0.1	2.0	51	127.2	0.3	23.8	0.87	<0.1	0.03	0.02	9.6	0.28	3	11.1	<0.05	0.3	8.01	1.2	<10	2
105K10	3128	8	619545	6940959		Q																										
105K10	3129	8	619607	6940904		Q	89.8	0.10	0.07	0.27	2.5	0.005	<0.1	2.1	51	207.1	0.5	28.1	1.65	<0.1	0.05	0.02	11.5	0.39	10	10.8	<0.05	0.4	10.57	1.4	<10	<2
105K10	3130	8	618592	6939474		Q	118.5	0.22	0.05	0.22	1.9	0.004	<0.1	0.8	31	167.2	0.6	17.5	1.56	<0.1	0.03	0.03	12.4	0.29	12	11.0	<0.05	0.3	10.80	1.3	<10	<2
105K10	3131	8	617886	6938055		Q	69.1	0.05	0.03	0.14	4.6	0.022	0.3	1.0	36	124.6	0.4	36.8	1.55	<0.1	0.03	<0.02	11.7	0.55	4	7.8	<0.05	0.4	10.00	1.9	<10	<2
105K08	3132	8	640329	6915716		Q	148.8	0.22	0.04	0.11	1.0	0.006	<0.1	1.1	48	408.3	0.8	16.9	0.18	0.2	0.04	<0.02	0.8	0.31	6	1.2	<0.05	<0.1	8.02	2.5	<10	2
105K08	3133	8	637840	6917214		Q																										
105K08	3135	8	639270	6918666		Q	96.9	0.26	<0.02	0.11	1.3	0.016	<0.1	1.7	25	98.0	0.3	24.3	0.95	<0.1	0.05	<0.02	9.1	0.60	10	7.4	<0.05	0.3	10.55	1.8	<10	<2
105K08	3136	8	636418	6919357		Q	90.4	0.41	<0.02	0.48	1.4	0.012	<0.1	2.9	24	113.1	0.5	23.9	1.85	<0.1	0.04	<0.02	9.1	0.52	13	10.6	<0.05	0.3	15.60	2.1	<10	<2
105K08	3137	8	634613	6922307		Q	88.7	0.25	0.04	0.25	1.4	0.012	<0.1	1.4	31	189.1	0.5	27.2	1.97	<0.1	0.04	<0.02	11.9	0.62	10	11.8	<0.05	0.3	10.27	1.6	<10	4
105K08	3138	8	635649	6927860		Q	75.2	0.03	0.04	0.16	5.4	0.041	<0.1	1.3	30	71.0	0.6	48.2	2.16	<0.1	0.05	0.03	18.4	1.07	2	15.3	<0.05	0.8	13.30	1.9	<10	<2

MAP	SAMPLE ID	UTM ZONE	UTM EAST	UTM NORTH	REP	GEOL UNIT	Al % ICPMS	Sb ppm ICPMS	As ppm ICPMS	Ba ppm ICPMS	Bi ppm ICPMS	B ppm ICPMS	Cd ppm ICPMS	Ca % ICPMS	Cr ppm ICPMS	Co ppm ICPMS	Cu ppm ICPMS	Ga ppm ICPMS	Au ppb ICPMS	Fe % ICPMS	La ppm ICPMS	Pb ppm ICPMS	Mg % ICPMS	Mn ppm ICPMS	Hg ppb ICPMS	Mo ppm ICPMS	Ni ppm ICPMS	P % ICPMS	K % ICPMS	Sc ppm ICPMS	Se ppm ICPMS	Ag ppb ICPMS	Na % ICPMS
							0.01	0.02	0.1	0.5	0.02	20	0.01	0.01	0.5	0.1	0.01	0.1	0.2	0.01	0.5	0.01	0.01	1	5	0.01	0.1	0.001	0.01	0.1	0.1	2	0.001
105K08	3139	8	634616	6928629		Q	0.95	0.69	12.5	507.3	0.09	<20	0.46	0.59	11.4	4.8	11.57	3.0	<0.2	1.54	19.3	7.71	0.31	552	58	1.04	12.7	0.116	0.13	2.2	0.6	133	0.042
105K08	3140	8	635462	6929512		KSF	1.54	0.70	5.8	451.7	0.18	<20	0.58	1.53	10.0	4.5	15.19	4.3	0.9	1.73	13.5	10.71	0.33	403	107	0.80	11.0	0.089	0.12	3.0	1.9	147	0.028
105K08	3142	8	635299	6931051		KSF	2.12	0.34	4.8	251.5	0.14	<20	0.70	1.20	12.5	6.2	10.12	5.7	<0.2	2.29	24.2	7.80	0.59	435	60	0.55	7.6	0.069	0.15	5.4	0.6	88	0.054
105K08	3143	8	633800	6930639		Q	0.87	1.26	9.0	747.4	0.07	<20	0.85	0.61	10.2	5.1	18.70	2.6	1.2	1.48	16.3	7.29	0.30	322	92	2.08	20.8	0.132	0.13	2.0	0.8	250	0.012
105K09	3144	8	635210	6933287		KSF	2.51	0.15	3.4	161.2	0.17	<20	0.12	1.03	12.6	7.9	7.19	7.1	0.2	3.06	25.9	9.20	0.71	479	31	0.28	5.0	0.074	0.15	6.0	<0.1	47	0.043
105K09	3145	8	633367	6934481		KSF	1.36	2.52	13.6	310.3	0.17	<20	2.07	1.39	13.8	7.3	20.06	3.7	1.3	2.33	16.1	11.03	0.35	733	77	4.82	14.8	0.085	0.10	2.8	13.4	285	0.029
105K09	3146	8	631973	6934022	1	PCH	1.15	0.84	9.3	301.7	0.20	<20	0.61	0.95	13.9	8.5	29.09	3.3	3.1	1.97	19.0	13.36	0.35	378	97	0.49	20.0	0.069	0.11	3.1	0.5	214	0.016
105K09	3147	8	631973	6934022	2	PCH	1.15	0.82	9.0	300.6	0.18	<20	0.52	0.95	14.0	8.5	29.85	3.4	2.0	1.98	19.5	13.17	0.35	383	99	0.48	20.5	0.071	0.11	2.8	0.5	228	0.015
105K09	3148	8	631297	6934885		PCH	1.00	1.84	76.5	453.7	0.18	<20	0.52	0.67	12.6	9.8	24.88	3.0	3.5	2.38	20.7	14.70	0.32	444	85	0.91	19.3	0.093	0.11	2.5	0.7	299	0.011
105K09	3149	8	632111	6936256		PCH	1.22	0.69	9.8	204.3	0.16	<20	0.44	0.53	13.3	5.8	9.90	3.5	1.4	1.87	16.7	16.92	0.46	282	25	0.52	12.2	0.084	0.06	2.5	0.3	143	0.012
105K09	3150	8	631277	6938948		PCH	1.47	1.49	20.7	147.7	0.44	<20	0.57	0.65	15.8	11.8	46.48	4.9	1.3	2.88	25.9	42.00	0.57	508	44	0.72	20.0	0.073	0.09	2.8	0.1	260	0.011
105K09	3151	8	629101	6940260		Q	0.96	1.29	9.9	592.3	0.18	<20	0.94	0.55	15.3	9.7	39.55	3.1	2.0	2.12	17.0	13.99	0.34	268	96	2.62	26.6	0.114	0.10	2.5	1.7	391	0.011
105K10	3152	8	626612	6939893		Q																											
105K10	3153	8	627307	6937026		mKS	0.88	1.06	27.7	272.0	0.12	<20	0.47	0.63	10.2	8.3	18.96	2.5	3.8	1.84	19.3	12.95	0.27	547	67	0.71	17.4	0.080	0.10	2.1	0.6	186	0.011
105K10	3154	8	624710	6936528		PCH	1.02	1.16	22.4	309.1	0.13	<20	1.65	1.06	13.3	6.8	48.38	2.8	3.1	1.73	17.3	14.80	0.31	299	133	0.57	22.6	0.085	0.11	2.7	1.5	461	0.017
105K10	3155	8	623827	6937114		Q	0.91	1.08	14.9	607.4	0.13	<20	1.02	0.76	14.9	7.8	26.81	2.7	1.7	1.93	17.6	16.64	0.34	432	95	1.85	27.0	0.105	0.12	2.4	1.2	286	0.013
105K10	3156	8	622298	6935444		Q																											
105K08	3157	8	630001	6929430		Q	1.10	0.96	18.8	415.9	0.06	<20	1.33	0.59	11.8	6.8	22.57	2.9	2.8	1.73	16.7	12.79	0.36	195	111	0.61	18.1	0.096	0.09	2.6	2.8	372	0.018
105K08	3159	8	631089	6925582		Q	1.17	0.56	18.7	289.3	0.39	<20	0.62	0.78	9.8	5.0	14.58	3.2	6.2	1.42	14.9	9.43	0.34	371	72	0.96	11.8	0.990	0.06	1.7	1.4	232	0.028
105K08	3160	8	632326	6925212		Q	0.70	0.78	4.7	216.7	0.08	<20	0.34	0.66	7.0	3.6	8.76	2.1	1.8	1.09	11.8	4.90	0.22	103	70	0.64	9.3	0.067	0.06	1.9	1.1	121	0.026
105K08	3162	8	654778	6921161		KSF	1.84	0.74	8.0	232.4	0.17	<20	0.21	1.04	9.1	7.2	7.47	5.9	2.7	2.59	29.0	13.95	0.39	721	513	0.48	4.6	0.062	0.12	4.8	0.5	123	0.033
105K08	3163	8	632211	6921697		MT	0.79	0.62	2.2	228.8	0.09	<20	0.81	0.46	8.3	2.5	20.35	2.6	1.5	0.69	9.5	3.51	0.13	213	146	0.57	9.1	0.111	0.05	0.9	1.1	538	0.046
105K08	3164	8	637046	6914440		KSF	0.52	0.32	5.7	145.9	0.05	<20	0.84	1.07	2.9	2.3	15.49	1.1	1.8	2.21	27.8	2.82	0.07	204	192	0.55	4.0	0.092	0.04	0.9	0.7	165	0.027
105K08	3165	8	638148	6914107		KSF	0.45	0.26	31.3	2427.5	0.02	<20	0.69	2.09	3.2	10.8	7.63	0.6	<0.2	25.81	8.5	0.89	0.07	10000	116	3.00	6.7	0.054	0.01	0.8	1.2	61	0.002
105K08	3166	8	638566	6925021		Q	1.13	0.94	8.7	429.0	0.13	<20	2.46	1.29	14.5	4.7	38.95	3.2	3.1	1.31	14.9	9.60	0.43	220	243	0.81	21.6	0.101	0.10	3.0	4.9	554	0.019
105K08	3167	8	640783	6926198	1	KSF	1.28	0.41	4.7	289.9	0.10	<20	0.34	0.57	10.7	5.6	10.30	4.3	0.8	1.69	23.6	8.07	0.33	308	92	0.67	9.4	0.080	0.10	3.5	0.5	108	0.041
105K08	3168	8	640783	6926198	2	KSF	1.26	0.42	4.6	294.0	0.09	<20	0.45	0.55	11.7	5.5	10.42	4.0	0.6	1.67	23.8	7.85	0.32	305	68	0.63	9.8	0.080	0.09	3.3	0.4	115	0.033
105K08	3169	8	642195	6928802		KSF	2.11	0.36	5.3	310.5	0.17	<20	0.50	0.64	17.1	8.5	13.75	6.5	<0.2	2.72	23.5	9.30	0.64	503	66	0.97	12.4	0.089	0.13	5.3	0.5	103	0.037
105K08	3170	8	641037	6930019		KSF	1.85	0.39	6.5	207.2	0.20	<20	0.34	0.34	18.6	8.1	15.92	6.4	0.4	2.42	16.8	10.29	0.41	459	46	1.12	12.9	0.055	0.08	2.8	0.3	71	0.023
105K09	3171	8	644032	6933202		KSF	1.43	0.71	8.8	362.8	0.15	<20	1.05	0.62	17.5	9.2	17.04	4.8	<0.2	2.35	24.8	10.59	0.42	889	80	1.15	16.8	0.097	0.11	4.5	0.6	150	0.023
105K09	3172	8	644799	6933733		KSF	1.68	0.26	15.1	381.6	0.13	<20	0.67	0.78	15.6	7.2	9.85	5.1	1.1	2.70	21.5	8.60	0.42	1289	97	0.98	12.5	0.090	0.09	3.9	0.5	166	0.029
105K09	3173	8	639029	6936512		KSF	2.28	0.36	4.9	255.5	0.19	<20	0.61	0.78	17.2	8.0	13.60	7.0	1.6	2.43	22.3	10.55	0.59	403	78	0.74	12.4	0.083	0.12	5.2	0.4	177	0.040
105K09	3174	8	640691	6938854		KSF	2.07	0.53	10.1	335.0	0.17	<20	1.32	0.70	15.1	8.0	19.00	5.9	0.3	2.39	24.0	9.02	0.37	1278	127	1.75	13.3	0.980	0.09	4.1	1.2	386	0.035
105K09	3176	8	639464	6941648		DME	1.10	1.08	15.7	1038.2	0.15	<20	2.43	0.60	20.0	10.3	35.37	3.4	2.6	2.33	16.5	11.06	0.42	900	106	3.44	52.4	0.132	0.14	2.4	1.9	517	0.009
105K09	3177	8	639365	6941104		DME	1.76	1.28	11.5	323.0	0.24	<20	1.06	0.73	18.2	14.3	25.30	5.6	3.4	2.72	27.3	15.38	0.54	806	67	1.64	20.6	0.107	0.12	4.4	1.2	230	0.044
105K09	3178	8	636965	6938821		KSF	2.18	0.69	55.0	153.2	0.96	<20	0.98	0.90	15.9	7.9	10.88	6.7	1.7	2.80	31.7	18.27	0.66	523	43	0.61	6.2	0.072	0.13	5.5	1.4	221	0.031
105K09	3179	8	636922	6941724		DME	1.36	1.28	22.0	507.1	0.43	<20	1.20	0.60	18.4	9.8	31.60	4.6	<0.2	2.45	25.7	17.39	0.54	458	69	1.96	20.3	0.111	0.12	4.1	1.2	253	0.024
105K09	3180	8	637131	6942340		DME	0.95	1.94	18.5	1161.2	0.24	<20	1.85	0.53	20.1	10.1	52.81	3.2	1.0	2.14	17.3	21.70	0.51	321	70	4.00	31.5	0.160	0.14	2.5	2.3	434	0.009
105K09	3182	8	635583	6942475	1	Q	1.42	1.34	22.5	612.3	0.44	<20	1.18	0.55	21.6	12.7	39.88	4.4	1.3	2.81	22.8	20.24	0.63	475	59	2.75	29.9	0.110	0.12	3.4	1.6	338	0.017
105K09	3183	8	635583	6942475	2	Q	1.43	1.31	21.4	621.6	0.38	<20	1.26	0.56	21.8	12.5	41.46	4.6	1.7	2.77	23.5	20.47	0.63	465	76	2.76	31.9	0.112	0.12	3.7	1.6	337	0.018

MAP	SAMPLE ID	UTM ZONE	UTM EAST	UTM NORTH	REP	GEOL UNIT	Sr ppm ICPMS	S % ICPMS	Te ppm ICPMS	Tl ppm ICPMS	Th ppm ICPMS	Ti % ICPMS	W ppm ICPMS	U ppm ICPMS	V ppm ICPMS	Zn ppm ICPMS	Be ppm ICPMS	Ce ppm ICPMS	Cs ppm ICPMS	Ge ppm ICPMS	Hf ppm ICPMS	In ppm ICPMS	Li ppm ICPMS	Nb ppm ICPMS	Re ppb ICPMS	Rb ppm ICPMS	Ta ppm ICPMS	Sn ppm ICPMS	Y ppm ICPMS	Zr ppm ICPMS	Pd ppb ICPMS	Pt ppb ICPMS
							0.5	0.02	0.02	0.02	0.1	0.001	0.1	0.1	2	0.1	0.1	0.1	0.02	0.1	0.02	0.02	0.1	0.02	1	0.1	0.05	0.1	0.01	0.1	10	2
105K08	3139	8	634616	6928629		Q	50.6	0.03	0.03	0.10	4.5	0.025	0.1	1.5	39	92.8	0.4	39.8	1.06	<0.1	<0.02	<0.02	12.9	0.52	3	9.9	<0.05	0.4	8.77	1.2	<10	<2
105K08	3140	8	635462	6929512		KSF	94.4	0.11	<0.02	0.14	1.8	0.025	<0.1	1.3	30	120.5	0.5	27.1	1.94	<0.1	0.07	<0.02	18.3	1.38	6	12.5	<0.05	0.5	6.78	2.5	<10	<2
105K08	3142	8	635299	6931051		KSF	69.7	0.05	<0.02	0.15	4.0	0.083	0.2	3.4	40	95.8	0.7	44.7	2.27	<0.1	0.04	0.03	25.9	2.18	<1	17.6	<0.05	1.2	13.35	2.1	<10	3
105K08	3143	8	633800	6930639		Q	67.6	0.03	<0.02	0.24	3.6	0.010	<0.1	2.2	48	137.1	0.5	33.8	1.99	<0.1	0.04	<0.02	12.1	0.33	6	9.8	<0.05	0.3	8.44	1.7	<10	2
105K09	3144	8	635210	6933287		KSF	87.6	<0.02	0.02	0.10	6.3	0.092	0.2	2.6	63	67.4	0.7	55.5	3.31	0.1	<0.02	0.02	28.2	0.60	2	15.3	<0.05	1.2	12.99	1.0	<10	<2
105K09	3145	8	633367	6934481		KSF	67.7	0.12	<0.02	0.13	2.2	0.034	0.1	3.3	68	105.7	0.6	32.6	1.21	<0.1	0.05	<0.02	14.9	1.38	15	11.6	<0.05	0.5	9.27	2.2	<10	<2
105K09	3146	8	631973	6934022	1	PCH	69.0	0.06	0.03	0.15	4.1	0.010	<0.1	1.4	30	98.6	0.7	41.3	1.51	<0.1	0.05	<0.02	17.8	0.71	1	9.2	<0.05	0.4	9.38	2.5	<10	3
105K09	3147	8	631973	6934022	2	PCH	68.9	0.06	0.05	0.13	4.0	0.010	<0.1	1.4	30	98.9	1.0	40.8	1.41	<0.1	0.06	<0.02	16.7	0.70	1	8.8	<0.05	0.3	9.43	2.7	<10	5
105K09	3148	8	631297	6934885		PCH	66.2	0.06	0.04	0.13	4.4	0.011	<0.1	1.0	33	130.7	0.8	44.1	3.63	<0.1	0.03	<0.02	19.3	0.43	4	9.8	<0.05	0.3	9.11	1.4	<10	<2
105K09	3149	8	632111	6936256		PCH	38.9	0.02	0.04	0.09	4.6	0.036	<0.1	1.1	31	93.6	0.6	34.5	1.75	<0.1	0.02	<0.02	21.1	0.78	<1	6.5	<0.05	0.5	8.30	2.1	<10	<2
105K09	3150	8	631277	6938948		PCH	36.5	<0.02	0.05	0.11	7.2	0.027	0.2	1.5	34	133.0	0.8	53.8	2.85	<0.1	<0.02	<0.02	25.7	0.73	1	8.7	<0.05	0.6	11.05	1.3	<10	<2
105K09	3151	8	629101	6940260		Q	57.2	0.06	0.10	0.10	3.7	0.010	<0.1	2.0	67	181.9	0.7	34.1	0.81	<0.1	0.02	<0.02	16.1	0.41	6	7.5	<0.05	0.3	9.73	1.4	<10	3
105K10	3152	8	626612	6939893		Q																										
105K10	3153	8	627307	6937026		mKS	41.7	0.03	0.03	0.12	3.7	0.008	<0.1	1.0	25	184.9	0.6	38.6	2.31	<0.1	0.02	<0.02	14.0	0.36	3	9.7	<0.05	0.3	8.27	1.4	<10	6
105K10	3154	8	624710	6936528		PCH	55.3	0.09	<0.02	0.24	2.4	0.011	0.1	2.1	32	149.9	0.7	32.4	2.48	<0.1	0.03	0.02	15.3	0.78	9	12.9	<0.05	0.3	12.26	1.9	<10	<2
105K10	3155	8	623827	6937114		Q	58.4	0.05	0.03	0.18	3.5	0.009	<0.1	1.4	46	145.1	0.3	36.7	1.24	<0.1	<0.02	<0.02	14.2	0.49	4	8.9	<0.05	0.4	8.47	1.3	<10	<2
105K10	3156	8	622298	6935444		Q																										
105K08	3157	8	630001	6929430		Q	49.4	0.14	<0.02	0.23	4.2	0.009	<0.1	2.2	34	142.0	0.4	33.7	1.96	<0.1	0.05	<0.02	18.4	0.64	8	10.1	<0.05	0.3	8.84	2.6	<10	4
105K08	3159	8	631089	6925582		Q	47.9	0.11	<0.02	0.05	1.2	0.019	<0.1	2.9	27	89.0	0.6	31.4	1.25	<0.1	<0.02	<0.02	17.3	0.69	5	7.7	<0.05	0.3	8.47	1.1	<10	<2
105K08	3160	8	632326	6925212		Q	40.3	0.32	0.05	0.13	3.4	0.018	0.1	1.8	21	57.0	0.3	24.3	1.13	<0.1	0.04	<0.02	7.0	0.76	2	5.5	<0.05	0.2	7.04	1.8	<10	3
105K08	3162	8	654778	6921161		KSF	68.4	0.05	<0.02	0.09	6.7	0.042	<0.1	3.4	32	65.5	0.9	56.8	2.26	0.1	0.03	0.03	23.3	1.16	<1	11.3	<0.05	0.8	14.94	2.8	<10	3
105K08	3163	8	632211	6921697		MT	33.6	0.11	<0.02	0.11	0.1	0.011	<0.1	1.2	17	47.2	0.2	16.3	0.86	<0.1	<0.02	<0.02	5.3	0.41	<1	6.4	<0.05	0.3	7.47	0.5	<10	<2
105K08	3164	8	637046	6914440		KSF	58.4	0.26	0.05	0.05	0.3	0.011	<0.1	2.6	12	49.8	0.6	23.8	0.38	<0.1	<0.02	<0.02	1.5	0.31	<1	2.0	<0.05	0.1	27.53	0.8	<10	<2
105K08	3165	8	638148	6914107		KSF	151.3	0.18	0.03	0.05	1.3	0.002	<0.1	1.0	7	191.7	0.5	9.2	0.07	0.3	0.08	<0.02	<0.1	0.23	2	0.6	<0.05	<0.1	8.46	3.2	<10	<2
105K08	3166	8	638566	6925021		Q	72.6	0.24	<0.02	0.35	2.4	0.012	<0.1	2.7	36	154.6	0.7	28.8	3.45	<0.1	0.05	0.03	16.0	0.87	3	12.2	<0.05	0.5	9.80	3.7	<10	7
105K08	3167	8	640783	6926198	1	KSF	42.9	<0.02	<0.02	0.10	6.2	0.053	0.1	1.4	35	67.4	0.3	48.4	1.08	<0.1	0.04	0.02	14.1	0.65	2	9.1	<0.05	0.7	10.67	2.0	<10	<2
105K08	3168	8	640783	6926198	2	KSF	42.3	<0.02	<0.02	0.09	5.9	0.055	0.1	1.4	35	65.0	0.4	48.2	1.16	<0.1	0.03	<0.02	13.4	0.71	<1	8.8	<0.05	0.7	10.60	1.8	<10	<2
105K08	3169	8	642195	6928802		KSF	63.9	0.02	<0.02	0.14	4.7	0.086	0.3	1.9	51	83.8	0.8	50.5	2.18	0.1	<0.02	0.03	24.5	0.97	1	16.5	<0.05	1.1	12.25	1.3	<10	<2
105K08	3170	8	641037	6930019		KSF	32.7	<0.02	<0.02	0.13	1.4	0.046	0.1	1.4	52	73.1	0.7	35.4	1.79	<0.1	<0.02	0.02	21.3	0.65	<1	13.9	<0.05	0.9	6.89	0.3	<10	<2
105K09	3171	8	644032	6933202		KSF	47.3	<0.02	0.05	0.13	7.1	0.055	0.2	1.8	48	96.8	0.4	50.5	1.87	<0.1	0.03	<0.02	18.6	0.56	<1	10.7	<0.05	0.8	13.47	2.4	<10	2
105K09	3172	8	644799	6933733		KSF	51.2	0.04	<0.02	0.11	4.4	0.042	0.2	2.1	45	95.2	0.5	41.6	1.48	<0.1	<0.02	<0.02	22.9	0.86	1	12.4	<0.05	0.8	11.93	1.5	<10	2
105K09	3173	8	639029	6936512		KSF	57.8	0.03	<0.02	0.15	3.8	0.084	0.1	2.8	47	88.9	0.5	45.0	2.84	<0.1	<0.02	<0.02	24.1	0.94	<1	16.0	<0.05	1.2	12.92	1.2	<10	<2
105K09	3174	8	640691	6938854		KSF	39.1	0.04	<0.02	0.15	2.1	0.048	0.2	5.2	52	124.5	0.8	44.4	1.62	0.1	<0.02	<0.02	24.6	0.94	<1	14.8	<0.05	0.8	16.10	1.2	<10	4
105K09	3176	8	639464	6941648		DME	54.2	0.06	0.04	0.19	2.8	0.017	0.1	3.2	67	347.0	1.0	32.9	1.83	<0.1	<0.02	<0.02	16.6	0.38	3	14.8	<0.05	0.4	10.57	0.7	<10	2
105K09	3177	8	639365	6941104		DME	53.5	0.04	0.04	0.10	5.5	0.066	0.6	2.5	49	136.6	0.5	54.9	3.05	0.1	<0.02	0.03	26.1	0.88	1	12.4	<0.05	0.9	12.98	1.7	<10	<2
105K09	3178	8	636965	6938821		KSF	58.0	0.04	0.03	0.11	5.7	0.058	0.2	2.0	39	86.2	1.0	58.4	3.50	<0.1	0.03	0.03	28.4	1.23	2	11.4	<0.05	1.0	18.03	2.2	<10	4
105K09	3179	8	636922	6941724		DME	50.0	0.06	<0.02	0.13	6.2	0.045	0.2	2.0	46	126.7	0.5	49.4	2.30	0.2	0.03	0.02	21.3	0.51	<1	9.4	<0.05	0.7	12.85	2.9	<10	<2
105K09	3180	8	637131	6942340		DME	60.9	0.09	0.07	0.17	3.7	0.017	0.2	2.2	65	191.1	0.7	34.5	1.73	<0.1	<0.02	0.03	14.6	0.41	8	11.1	<0.05	0.6	10.45	1.1	<10	7
105K09	3182	8	635583	6942475	1	Q	50.5	0.06	0.07	0.13	5.0	0.025	0.1	3.4	52	178.1	0.6	45.6	2.31	0.1	<0.02	0.04	23.4	0.54	3	10.6	<0.05	0.6	11.12	1.8	<10	<2
105K09	3183	8	635583	6942475	2	Q	52.4	0.06	<0.02	0.14	5.1	0.024	<0.1	3.5	52	185.2	0.5	46.6	2.35	<0.1	<0.02	0.04	24.0	0.58	3	11.0	<0.05	0.7	11.79	1.7	<10	<2

MAP	SAMPLE ID	UTM ZONE	UTM EAST	UTM NORTH	REP	GEOL UNIT	Al	Sb	As	Ba	Bi	B	Cd	Ca	Cr	Co	Cu	Ga	Au	Fe	La	Pb	Mg	Mn	Hg	Mo	Ni	P	K	Sc	Se	Ag	Na
							0.01	0.02	0.1	0.5	0.02	20	0.01	0.01	0.5	0.1	0.01	0.1	0.2	0.01	0.5	0.01	0.01	1	5	0.01	0.1	0.001	0.01	0.1	0.1	2	0.001
							%	ppm	ppm	ppm	ppm	ppm	ppm	%	ppm	ppm	ppm	ppm	ppb	%	ppm	ppm	%	ppm	ppb	ppm	ppm	%	%	ppm	ppm	ppb	%
							ICPMS	ICPMS	ICPMS	ICPMS	ICPMS	ICPMS	ICPMS	ICPMS	ICPMS	ICPMS	ICPMS	ICPMS	ICPMS	ICPMS	ICPMS	ICPMS	ICPMS	ICPMS	ICPMS	ICPMS	ICPMS	ICPMS	ICPMS	ICPMS	ICPMS	ICPMS	ICPMS
105K09	3184	8	633002	6941740		Q	1.40	0.67	34.7	218.7	0.27	<20	1.02	0.55	18.7	20.8	47.41	4.3	0.6	2.18	33.6	17.21	0.37	652	61	1.26	33.8	0.090	0.09	2.5	1.2	369	0.018
105K09	3185	8	632940	6942591		Q																											
105K09	3187	8	631377	6943068		Q	1.77	0.25	10.5	270.3	0.26	<20	0.27	0.35	24.0	18.0	27.15	5.7	1.0	3.97	34.3	19.60	0.62	859	14	1.22	30.7	0.082	0.13	3.7	0.5	80	0.020
105K09	3188	8	629999	6945678		Q	1.06	0.88	9.0	424.9	0.23	<20	2.64	0.85	17.7	8.4	39.53	3.1	3.0	2.14	11.9	12.41	0.30	213	184	1.46	31.1	0.102	0.12	3.2	3.8	495	0.011
105K10	3189	8	624024	6947958		ODR	0.81	1.33	17.9	373.2	0.13	<20	3.44	1.45	14.5	22.8	29.51	2.2	1.8	7.42	6.8	7.93	0.24	2996	156	5.75	61.1	0.115	0.08	2.1	6.4	528	0.013
105K10	3190	8	624003	6947849		ODR	0.66	1.86	8.8	301.4	0.12	<20	3.61	0.94	16.6	6.8	40.21	2.3	2.7	1.96	7.4	9.02	0.18	232	213	6.36	24.9	0.101	0.06	1.4	8.4	723	0.013
105K10	3191	8	624754	6949933		ODR	0.37	0.18	28.5	300.4	0.02	<20	0.50	3.16	2.5	2.4	7.45	0.7	0.7	12.69	0.8	5.64	0.30	1520	122	0.99	4.3	0.086	0.04	0.4	0.9	47	0.006
105K10	3192	8	625143	6950871		ODR	0.71	0.89	14.6	533.0	0.11	<20	2.04	0.65	12.5	8.8	29.27	2.2	1.2	2.37	10.9	7.52	0.25	1001	100	2.12	25.6	0.128	0.11	1.8	2.3	304	0.006
105K09	3193	8	631482	6947761		Q	0.83	1.30	13.0	453.3	0.16	<20	2.29	0.52	14.3	10.5	32.39	2.9	0.6	1.93	14.8	9.49	0.26	587	114	4.31	41.9	0.110	0.10	2.0	5.8	385	0.009
105K09	3194	8	631782	6947084		Q	1.07	0.66	13.1	471.4	0.17	<20	2.15	0.84	16.6	15.5	27.12	3.1	2.6	4.59	11.5	9.66	0.31	1867	117	1.89	31.9	0.102	0.11	2.4	2.0	355	0.015
105K09	3195	8	633881	6946533		Q																											
105K09	3196	8	633956	6948097		Q	1.17	1.18	14.1	847.7	0.26	<20	2.19	0.63	25.8	8.7	45.82	3.7	0.6	1.96	16.2	13.10	0.57	276	71	4.37	46.3	0.128	0.15	2.6	2.7	415	0.009
105K08	3197	8	648704	6918806		Q	1.71	0.47	6.3	268.3	0.16	<20	0.21	0.69	10.0	6.1	7.24	5.5	<0.2	2.13	31.0	10.63	0.40	293	121	0.26	6.7	0.075	0.11	5.0	<0.1	120	0.039
105K08	3198	8	645272	6919986		Q	1.07	0.48	5.5	190.5	0.11	<20	0.23	0.46	5.9	4.2	5.09	3.3	12.2	1.80	25.9	9.34	0.25	254	114	0.31	4.2	0.069	0.09	3.6	0.4	157	0.026
105K08	3199	8	650670	6915929		KSF	1.43	0.71	6.7	295.8	0.15	<20	1.55	0.65	9.4	6.0	16.68	3.7	5.2	1.86	27.0	14.55	0.25	280	120	1.75	11.6	0.114	0.12	3.0	2.7	593	0.021
105K08	3200	8	652114	6917265		KSF	0.67	0.75	8.0	130.3	0.12	<20	2.05	0.61	5.5	5.0	19.20	1.9	2.2	1.25	17.3	10.46	0.15	184	81	0.84	15.5	0.066	0.06	1.8	4.9	339	0.012
105K16	3202	8	650493	6971264	1	PCH																											
105K16	3203	8	650493	6971264	2	PCH																											
105K16	3204	8	652475	6973868		PCH																											
105K16	3205	8	649344	6977869		DME																											
105K16	3206	8	650857	6980118		ODR																											
105K16	3207	8	648644	6979592		DME																											
105K16	3208	8	649760	6984248		ODR																											
105K16	3209	8	649818	6983976		ODR	0.72	1.52	25.7	1380.0	0.35	<20	1.53	0.37	10.7	8.6	32.09	2.2	3.0	1.92	8.7	16.12	0.20	694	167	3.02	28.7	0.095	0.07	2.5	1.6	450	0.009
105K16	3210	8	651916	6985854		ODR																											
105K16	3211	8	650719	6985207		ODR																											
105K16	3212	8	645673	6986724		ODR	0.75	1.83	14.6	1269.8	0.22	<20	4.51	0.43	9.1	17.2	63.81	1.7	1.6	2.37	16.2	12.82	0.18	1215	138	14.94	146.1	0.128	0.08	3.2	4.5	439	0.007
105K16	3213	8	645906	6987053		ODR																											
105K16	3214	8	644260	6987869		ODR																											
105K16	3215	8	644507	6987867		ODR																											
105K16	3216	8	640018	6988418		ODR																											
105K16	3217	8	640222	6988288		ODR																											
105K16	3218	8	640179	6986368		DME																											
105K16	3220	8	639548	6984667		PCH																											
105K16	3222	8	639909	6984376		PCH																											
105K16	3223	8	642191	6983001		ODR	0.86	5.91	42.5	709.5	0.58	<20	1.75	0.33	12.5	14.7	57.28	2.4	2.3	2.92	24.4	43.02	0.31	641	78	6.76	44.1	0.088	0.10	2.7	3.1	732	0.007
105K16	3224	8	641849	6981340	1	PCH	1.06	0.87	9.6	227.4	0.18	<20	0.79	0.51	16.8	8.9	35.39	3.2	1.3	1.70	14.4	24.56	0.43	171	53	0.73	24.1	0.091	0.08	2.4	1.5	361	0.021
105K16	3225	8	641849	6981340	2	PCH	1.14	0.93	11.0	231.0	0.19	<20	0.81	0.51	19.2	9.0	40.47	3.4	1.8	1.79	15.9	27.53	0.44	173	60	0.77	26.2	0.095	0.10	2.7	1.9	383	0.023
105K16	3226	8	642997	6979217		PCH	1.10	1.17	14.9	326.9	0.27	<20	0.51	0.36	22.5	12.9	33.51	3.6	3.4	2.87	21.0	18.80	0.48	594	39	1.38	32.3	0.063	0.11	3.1	0.6	106	0.009
105K16	3227	8	640840	6977895		PCH	0.83	1.14	42.5	187.2	0.15	<20	2.51	0.48	11.2	7.9	23.86	2.5	1.6	2.04	12.3	25.14	0.31	322	39	1.34	28.4	0.092	0.07	1.7	1.7	336	0.017

MAP	SAMPLE ID	UTM ZONE	UTM EAST	UTM NORTH	REP	GEOL UNIT	Sr	S	Te	Tl	Th	Ti	W	U	V	Zn	Be	Ce	Cs	Ge	Hf	In	Li	Nb	Re	Rb	Ta	Sn	Y	Zr	Pd	Pt
							0.5	0.02	0.02	0.02	0.1	0.001	0.1	0.1	2	0.1	0.1	0.1	0.02	0.1	0.02	0.02	0.1	0.02	1	0.1	0.05	0.1	0.01	0.1	10	2
							ppm	%	ppm	ppm	ppm	%	ppm	ppm	ppm	ppm	ppm	ppm	ppm	ppm	ppm	ppm	ppm	ppm	ppb	ppm	ppm	ppm	ppm	ppm	ppb	ppb
							ICPMS	ICPMS	ICPMS	ICPMS	ICPMS	ICPMS	ICPMS	ICPMS	ICPMS	ICPMS	ICPMS	ICPMS	ICPMS	ICPMS	ICPMS	ICPMS	ICPMS	ICPMS	ICPMS	ICPMS	ICPMS	ICPMS	ICPMS	ICPMS	ICPMS	ICPMS
105K09	3184	8	633002	6941740		Q	47.6	0.03	<0.02	0.15	2.5	0.018	<0.1	2.0	40	156.6	1.0	52.0	4.74	<0.1	<0.02	0.03	23.0	0.48	<1	11.9	<0.05	0.4	19.30	0.8	<10	<2
105K09	3185	8	632940	6942591		Q																										
105K09	3187	8	631377	6943068		Q	41.3	0.03	0.02	0.08	5.8	0.005	<0.1	0.8	42	166.6	0.9	68.8	2.93	0.1	<0.02	0.04	43.4	0.13	3	10.8	<0.05	0.6	7.22	1.0	<10	2
105K09	3188	8	629999	6945678		Q	48.8	0.22	0.03	0.22	2.9	0.005	0.1	2.4	57	276.4	0.6	24.5	0.70	<0.1	0.02	0.02	12.7	0.52	5	12.6	<0.05	0.4	8.94	2.0	<10	<2
105K10	3189	8	624024	6947958		ODR	64.7	0.20	0.08	0.17	1.2	0.005	<0.1	2.4	108	439.9	0.7	14.0	0.64	0.1	<0.02	<0.02	8.2	0.26	10	10.5	<0.05	0.2	8.52	0.7	<10	3
105K10	3190	8	624003	6947849		ODR	46.3	0.20	<0.02	0.19	0.3	0.005	<0.1	2.2	130	159.6	0.4	15.3	0.62	<0.1	<0.02	<0.02	5.8	0.33	18	9.4	<0.05	0.2	6.97	0.4	<10	5
105K10	3191	8	624754	6949933		ODR	97.7	0.64	0.03	<0.02	0.1	0.004	<0.1	0.4	15	100.6	<0.1	1.8	0.07	0.1	<0.02	<0.02	0.5	0.14	11	0.8	<0.05	<0.1	0.80	1.4	<10	<2
105K10	3192	8	625143	6950871		ODR	55.0	0.11	0.07	0.15	2.2	0.006	<0.1	1.9	60	183.4	0.5	22.1	0.78	<0.1	<0.02	<0.02	9.7	0.21	3	11.0	<0.05	0.3	7.65	0.7	<10	<2
105K09	3193	8	631482	6947761		Q	36.7	0.07	0.03	0.19	2.2	0.007	<0.1	1.8	54	264.2	0.3	29.6	0.93	<0.1	<0.02	<0.02	10.6	0.36	8	10.9	<0.05	0.4	7.16	1.0	<10	<2
105K09	3194	8	631782	6947084		Q	56.4	0.14	0.07	0.15	2.4	0.006	<0.1	1.4	58	289.8	0.3	25.0	0.81	<0.1	<0.02	0.02	15.1	0.35	2	11.2	<0.05	0.4	6.98	0.9	<10	3
105K09	3195	8	633881	6946533		Q																										
105K09	3196	8	633956	6948097		Q	52.6	0.07	0.05	0.22	2.7	0.016	2.3	4.7	103	390.4	0.7	32.4	1.42	<0.1	<0.02	0.02	18.7	0.68	5	16.3	<0.05	0.6	10.66	1.1	<10	5
105K08	3197	8	648704	6918806		Q	66.1	<0.02	0.02	0.10	8.5	0.047	<0.1	1.6	28	62.4	0.5	63.1	1.88	0.1	0.05	0.02	21.8	0.70	<1	10.9	<0.05	0.8	12.72	2.4	<10	<2
105K08	3198	8	645272	6919986		Q	38.6	<0.02	0.05	0.07	6.7	0.025	<0.1	1.1	20	52.0	0.5	54.3	1.45	<0.1	0.03	0.05	13.7	0.61	<1	9.0	<0.05	0.4	11.84	1.8	<10	<2
105K08	3199	8	650670	6915929		KSF	38.1	0.08	0.03	0.18	3.7	0.005	<0.1	4.1	23	141.9	0.7	49.0	2.97	<0.1	0.04	0.04	17.5	0.48	5	13.2	<0.05	0.4	20.86	1.9	<10	<2
105K08	3200	8	652114	6917265		KSF	37.0	0.12	0.02	0.22	4.3	0.004	<0.1	1.8	15	174.7	0.6	34.4	1.26	<0.1	0.07	<0.02	9.4	0.31	12	7.3	<0.05	0.2	11.49	2.8	<10	<2
105K16	3202	8	650493	6971264	1	PCH																										
105K16	3203	8	650493	6971264	2	PCH																										
105K16	3204	8	652475	6973868		PCH																										
105K16	3205	8	649344	6977869		DME																										
105K16	3206	8	650857	6980118		ODR																										
105K16	3207	8	648644	6979592		DME																										
105K16	3208	8	649760	6984248		ODR																										
105K16	3209	8	649818	6983976		ODR	38.4	0.06	0.05	0.17	2.1	0.005	<0.1	1.1	26	160.4	0.5	19.8	1.43	<0.1	<0.02	0.03	10.7	0.17	4	8.4	<0.05	0.4	8.37	0.5	<10	<2
105K16	3210	8	651916	6985854		ODR																										
105K16	3211	8	650719	6985207		ODR																										
105K16	3212	8	645673	6986724		ODR	94.0	0.12	0.08	0.45	2.6	0.002	<0.1	2.1	27	579.1	0.7	32.8	2.68	<0.1	<0.02	0.04	12.4	0.13	14	7.2	<0.05	0.2	21.03	0.9	<10	<2
105K16	3213	8	645906	6987053		ODR																										
105K16	3214	8	644260	6987869		ODR																										
105K16	3215	8	644507	6987867		ODR																										
105K16	3216	8	640018	6988418		ODR																										
105K16	3217	8	640222	6988288		ODR																										
105K16	3218	8	640179	6986368		DME																										
105K16	3220	8	639548	6984667		PCH																										
105K16	3222	8	639909	6984376		PCH																										
105K16	3223	8	642191	6983001		ODR	50.0	0.07	0.12	0.34	4.9	0.007	<0.1	2.2	39	217.6	0.8	51.7	2.85	<0.1	0.02	0.04	17.8	0.15	7	9.1	<0.05	0.4	10.28	1.8	<10	<2
105K16	3224	8	641849	6981340	1	PCH	54.9	0.19	0.03	0.11	1.9	0.009	<0.1	1.3	23	127.5	0.5	30.3	3.93	<0.1	0.04	0.03	22.6	0.28	2	10.3	<0.05	0.4	7.50	2.3	<10	<2
105K16	3225	8	641849	6981340	2	PCH	56.7	0.12	<0.02	0.12	2.0	0.008	<0.1	1.4	24	137.5	0.6	34.1	4.23	<0.1	0.06	<0.02	24.4	0.29	2	11.3	<0.05	0.3	8.51	2.2	<10	<2
105K16	3226	8	642997	6979217		PCH	41.5	0.03	0.06	0.11	4.6	0.010	<0.1	0.9	27	112.9	0.6	47.1	2.19	<0.1	0.04	<0.02	26.0	0.18	<1	9.6	<0.05	0.3	7.04	1.5	<10	<2
105K16	3227	8	640840	6977895		PCH	35.8	0.15	0.05	0.08	1.6	0.015	<0.1	2.3	32	226.4	0.5	25.7	4.63	<0.1	<0.02	<0.02	18.4	0.19	2	9.3	<0.05	0.2	6.39	1.1	<10	<2

MAP	SAMPLE ID	UTM ZONE	UTM EAST	UTM NORTH	REP	GEOL UNIT	Al % ICPMS	Sb ppm ICPMS	As ppm ICPMS	Ba ppm ICPMS	Bi ppm ICPMS	B ppm ICPMS	Cd ppm ICPMS	Ca % ICPMS	Cr ppm ICPMS	Co ppm ICPMS	Cu ppm ICPMS	Ga ppm ICPMS	Au ppb ICPMS	Fe % ICPMS	La ppm ICPMS	Pb ppm ICPMS	Mg % ICPMS	Mn ppm ICPMS	Hg ppb ICPMS	Mo ppm ICPMS	Ni ppm ICPMS	P % ICPMS	K % ICPMS	Sc ppm ICPMS	Se ppm ICPMS	Ag ppb ICPMS	Na % ICPMS
							0.01	0.02	0.1	0.5	0.02	20	0.01	0.01	0.5	0.1	0.01	0.1	0.2	0.01	0.5	0.01	0.01	1	5	0.01	0.1	0.001	0.01	0.1	0.1	2	0.001
105K16	3228	8	643713	6975046		PCH	0.79	0.72	8.5	366.5	0.18	<20	0.52	0.43	14.8	10.7	24.31	2.5	2.1	2.11	12.3	15.43	0.30	658	57	1.19	23.0	0.067	0.10	2.8	0.8	164	0.008
105K16	3229	8	646975	6975270		PCH	0.60	0.71	6.1	732.2	0.12	<20	0.54	0.46	12.9	7.1	22.81	1.9	1.6	1.76	8.5	8.77	0.21	346	96	1.03	20.5	0.086	0.07	2.2	0.8	191	0.007
105K16	3230	8	647657	6972365		PCH	0.66	1.09	12.7	556.9	0.14	<20	1.07	0.29	13.2	8.8	29.92	2.3	1.5	2.09	9.9	11.94	0.25	450	84	1.82	25.9	0.081	0.08	2.4	1.0	213	0.007
105K16	3231	8	646698	6970045		PCH	0.84	1.98	22.8	1210.4	0.19	<20	3.25	0.39	16.3	12.6	44.48	2.5	1.3	2.30	11.4	11.28	0.27	463	174	5.38	63.8	0.148	0.11	2.5	2.6	455	0.012
105K16	3232	8	645000	6969041		DME	0.83	1.91	20.9	816.4	0.18	<20	2.92	0.35	15.5	12.1	40.86	2.4	1.4	2.23	10.5	10.60	0.26	489	150	5.01	59.3	0.132	0.11	2.4	2.1	419	0.011
105K16	3233	8	644654	6968603		DME	0.69	0.63	6.9	373.1	0.13	<20	0.72	0.48	11.4	8.0	22.35	2.2	1.7	1.89	6.6	9.96	0.25	388	109	1.02	23.6	0.065	0.07	2.1	1.0	223	0.010
105K16	3234	8	639489	6969094		DME	0.93	1.04	18.3	431.6	0.20	<20	0.95	0.62	14.0	11.7	28.12	2.7	1.7	2.76	13.2	18.70	0.37	1231	61	1.35	29.2	0.071	0.10	2.6	1.3	214	0.011
105K16	3236	8	640959	6971644		PCH																											
105K16	3237	8	639401	6975546		PCH																											
105K16	3238	8	638238	6981294		PCH	1.22	4.15	107.2	150.6	0.96	<20	3.96	0.27	18.1	18.2	69.57	3.5	1.9	3.14	23.4	174.91	0.51	750	39	1.08	36.8	0.057	0.11	2.4	0.7	820	0.007
105K16	3239	8	636928	6980460		PCH																											
105K16	3240	8	636792	6980546		PCH	1.61	1.25	16.4	345.1	0.25	<20	8.01	0.67	24.5	10.9	33.34	4.8	1.7	2.35	15.3	14.94	0.79	403	51	2.34	49.4	0.092	0.14	2.7	1.8	317	0.037
105K16	3242	8	633693	6980866		mKS	1.36	0.32	8.4	173.9	0.18	<20	0.48	0.43	13.3	6.0	10.23	4.7	0.5	1.85	26.1	8.06	0.39	239	19	0.73	10.8	0.055	0.07	2.4	0.5	135	0.022
105K16	3243	8	630574	6979690	1	mKS	1.36	0.31	15.5	143.9	0.23	<20	0.26	0.37	10.8	4.5	9.32	4.6	0.5	1.67	15.7	12.99	0.29	252	21	0.75	8.2	0.054	0.09	2.3	0.3	118	0.018
105K16	3244	8	630574	6979690	2	mKS	1.33	0.30	16.2	147.7	0.22	<20	0.24	0.36	10.7	4.6	9.51	4.9	0.5	1.68	16.1	13.19	0.30	277	25	0.81	8.6	0.054	0.09	2.3	0.5	127	0.017
105K16	3245	8	634325	6984850		mKS	1.72	0.16	6.7	152.0	0.18	<20	0.17	0.54	8.2	5.1	6.91	5.5	0.4	1.88	25.0	6.83	0.39	247	14	0.52	4.4	0.034	0.12	3.1	0.4	86	0.040
105K16	3247	8	634133	6984994		mKS	1.76	0.21	4.7	158.3	0.43	<20	0.22	0.61	7.7	5.5	8.27	5.6	1.0	2.00	21.7	7.98	0.43	351	14	0.48	3.6	0.044	0.13	3.4	0.3	68	0.052
105K16	3248	8	635663	6986080		PCH	1.33	2.02	33.7	241.2	0.53	<20	0.77	0.39	18.5	12.3	39.09	4.1	1.8	2.74	24.1	31.03	0.43	485	35	1.24	30.2	0.066	0.16	3.1	0.9	203	0.019
105K16	3249	8	631591	6987815		DME	1.30	0.36	11.8	138.2	0.40	<20	0.30	0.33	6.6	4.5	8.39	4.4	0.9	1.68	17.8	11.56	0.30	234	16	0.55	6.4	0.056	0.08	2.8	0.4	79	0.029
105K16	3250	8	629263	6985201		mKS	1.84	0.31	23.6	134.8	0.57	<20	0.47	0.61	6.5	4.4	11.25	6.6	2.0	2.07	21.1	23.20	0.28	528	36	0.81	5.1	0.062	0.14	3.7	0.6	204	0.028
105K15	3251	8	625772	6987611		PCH	1.28	0.13	15.1	117.6	0.18	<20	0.16	0.35	6.1	3.8	5.53	4.7	4.9	1.49	14.4	7.89	0.27	194	12	0.48	4.3	0.043	0.13	2.7	0.2	60	0.041
105K15	3252	8	620366	6987471		PCH	1.00	0.38	6.9	247.4	0.16	<20	0.90	0.43	9.7	5.1	15.46	3.0	1.5	1.51	14.8	8.45	0.28	149	37	0.69	13.0	0.058	0.08	1.9	0.8	150	0.028
105K15	3253	8	619720	6986578		DME	1.35	0.64	19.1	343.1	0.38	<20	3.32	1.02	12.5	16.2	32.57	4.0	2.4	2.76	15.6	9.60	0.35	2725	79	1.00	29.1	0.069	0.11	2.9	2.7	289	0.025
105K15	3254	8	626402	6983411		mKS	1.29	0.15	18.5	106.9	0.62	<20	0.18	0.34	4.5	2.6	4.47	4.5	6.5	1.34	13.6	14.33	0.13	301	45	0.49	3.4	0.043	0.11	2.5	<0.1	119	0.018
105K15	3255	8	622315	6978942		DME																											
105K15	3256	8	623763	6979281		DME	1.05	0.72	29.7	288.7	0.26	<20	1.12	0.53	8.6	5.5	15.79	3.6	3.4	1.50	15.6	9.63	0.23	269	28	1.42	18.3	0.060	0.08	2.1	1.3	206	0.038
105K16	3257	8	627727	6975601		DME	0.96	0.84	29.2	206.3	0.38	<20	1.59	0.45	8.6	5.6	17.75	3.0	<0.2	1.65	15.0	9.83	0.29	365	23	2.54	16.8	0.054	0.09	2.2	1.8	219	0.025
105K16	3258	8	627811	6972785		DME	1.14	0.75	20.7	784.5	0.31	<20	1.44	0.41	13.8	8.9	19.55	3.3	1.0	1.98	17.2	10.64	0.40	194	64	1.85	30.7	0.065	0.09	3.4	1.4	304	0.022
105K16	3259	8	629799	6973999		PCH	1.29	0.59	41.2	216.4	0.37	<20	1.22	0.52	9.4	6.1	12.09	3.9	1.0	1.74	22.3	17.96	0.37	318	27	1.07	11.8	0.064	0.13	2.8	0.9	257	0.038
105K16	3260	8	631740	6976272		mKS	1.57	0.41	30.0	239.9	0.52	<20	2.31	0.42	11.8	6.0	12.33	4.6	0.5	1.92	18.2	13.79	0.37	302	38	1.19	10.5	0.056	0.14	3.1	1.6	269	0.038
105K16	3262	8	633104	6971299		DME																											
105K16	3263	8	637085	6970887		PCH																											
105K16	3264	8	637854	6970056		PCH																											
105K10	3265	8	606473	6957537		KSF																											
105K10	3266	8	604093	6958391		KSF																											
105K10	3267	8	604836	6958871		KSF																											
105K15	3268	8	606948	6959649		KSF																											
105K15	3269	8	602215	6960725	1	KSF																											
105K15	3270	8	602215	6960725	2	KSF																											
105K15	3271	8	602083	6964389		KSF																											

MAP	SAMPLE ID	UTM ZONE	UTM EAST	UTM NORTH	REP	GEOL UNIT	Sr ppm ICPMS	S % ICPMS	Te ppm ICPMS	Tl ppm ICPMS	Th ppm ICPMS	Ti % ICPMS	W ppm ICPMS	U ppm ICPMS	V ppm ICPMS	Zn ppm ICPMS	Be ppm ICPMS	Ce ppm ICPMS	Cs ppm ICPMS	Ge ppm ICPMS	Hf ppm ICPMS	In ppm ICPMS	Li ppm ICPMS	Nb ppm ICPMS	Re ppb ICPMS	Rb ppm ICPMS	Ta ppm ICPMS	Sn ppm ICPMS	Y ppm ICPMS	Zr ppm ICPMS	Pd ppb ICPMS	Pt ppb ICPMS
							0.5	0.02	0.02	0.02	0.1	0.001	0.1	0.1	2	0.1	0.1	0.1	0.02	0.1	0.02	0.02	0.1	0.02	1	0.1	0.05	0.1	0.01	0.1	10	2
105K16	3228	8	643713	6975046		PCH	54.7	0.04	0.05	0.07	3.0	0.006	<0.1	0.6	21	98.9	0.7	29.5	1.73	<0.1	0.02	<0.02	17.8	0.18	1	8.5	<0.05	0.3	6.49	1.2	<10	<2
105K16	3229	8	646975	6975270		PCH	46.4	0.05	0.06	0.07	2.8	0.006	<0.1	0.8	24	104.0	0.4	19.4	0.86	<0.1	<0.02	<0.02	11.2	0.20	3	6.8	<0.05	0.2	6.39	1.2	<10	<2
105K16	3230	8	647657	6972365		PCH	36.6	0.03	0.05	0.10	2.6	0.006	<0.1	0.7	30	196.2	0.4	22.4	0.93	<0.1	<0.02	<0.02	12.0	0.14	3	7.3	<0.05	0.2	6.29	0.7	<10	<2
105K16	3231	8	646698	6970045		PCH	52.7	0.08	0.07	0.22	3.1	0.008	0.2	3.1	60	406.1	0.7	23.6	1.24	<0.1	<0.02	0.03	14.5	0.23	6	10.7	<0.05	0.4	11.33	1.4	<10	<2
105K16	3232	8	645000	6969041		DME	47.2	0.06	0.06	0.22	3.1	0.007	0.1	3.0	57	385.9	0.7	22.0	1.12	<0.1	<0.02	0.02	13.2	0.17	3	10.3	<0.05	0.3	10.19	1.3	<10	<2
105K16	3233	8	644654	6968603		DME	39.5	0.04	0.04	0.07	2.1	0.005	<0.1	0.6	24	113.9	0.5	15.0	0.66	<0.1	0.02	<0.02	12.6	0.25	2	6.7	<0.05	0.3	5.49	1.2	<10	2
105K16	3234	8	639489	6969094		DME	62.3	0.04	0.07	0.10	3.3	0.006	<0.1	0.9	24	146.4	0.7	29.5	1.67	<0.1	0.03	<0.02	18.2	0.27	3	9.4	<0.05	0.3	7.29	1.5	<10	<2
105K16	3236	8	640959	6971644		PCH																										
105K16	3237	8	639401	6975546		PCH																										
105K16	3238	8	638238	6981294		PCH	25.7	0.04	0.04	0.14	5.6	0.010	<0.1	1.6	26	305.8	0.6	50.7	3.88	<0.1	0.02	0.07	20.7	0.21	<1	10.8	<0.05	1.4	8.71	0.9	<10	<2
105K16	3239	8	636928	6980460		PCH																										
105K16	3240	8	636792	6980546		PCH	60.0	0.04	0.05	0.19	3.6	0.041	1.0	3.1	67	402.1	0.6	31.0	2.96	<0.1	0.03	<0.02	27.7	0.68	2	19.2	<0.05	0.4	8.97	2.0	<10	<2
105K16	3242	8	633693	6980866		mKS	34.4	0.03	<0.02	0.08	2.5	0.035	<0.1	6.5	32	76.2	0.4	47.8	2.68	<0.1	<0.02	<0.02	21.7	0.59	<1	13.1	<0.05	0.4	10.16	0.5	<10	<2
105K16	3243	8	630574	6979690	1	mKS	33.5	0.02	0.02	0.11	2.3	0.027	0.1	8.1	27	68.1	0.6	34.0	2.18	<0.1	<0.02	0.03	21.7	0.76	<1	14.7	<0.05	0.6	7.64	0.4	<10	<2
105K16	3244	8	630574	6979690	2	mKS	33.6	0.03	0.03	0.11	2.5	0.028	0.2	8.5	27	75.3	0.6	34.8	2.21	<0.1	<0.02	0.02	22.9	0.76	<1	15.9	<0.05	0.6	7.80	0.4	<10	<2
105K16	3245	8	634325	6984850		mKS	50.2	0.02	0.03	0.11	4.4	0.057	0.2	8.5	34	52.6	0.5	46.5	2.66	<0.1	<0.02	0.02	26.6	0.86	<1	18.4	<0.05	0.7	8.61	0.6	<10	<2
105K16	3247	8	634133	6984994		mKS	46.2	<0.02	0.04	0.10	4.8	0.072	0.3	6.3	30	54.2	0.3	42.2	2.70	<0.1	<0.02	<0.02	22.9	0.86	<1	16.8	<0.05	0.8	7.93	0.7	<10	<2
105K16	3248	8	635663	6986080		PCH	36.3	0.04	0.10	0.13	4.4	0.018	0.3	1.5	32	125.7	0.7	51.9	4.47	<0.1	<0.02	0.03	21.1	0.39	2	13.3	<0.05	0.4	9.19	1.1	<10	2
105K16	3249	8	631591	6987815		DME	37.7	0.03	<0.02	0.11	3.9	0.025	0.3	4.6	23	63.6	0.4	36.6	2.60	<0.1	<0.02	<0.02	19.8	0.70	<1	12.5	<0.05	0.6	6.59	0.4	<10	3
105K16	3250	8	629263	6985201		mKS	66.6	0.03	0.03	0.19	3.8	0.014	0.2	15.6	21	90.0	1.2	44.1	3.97	<0.1	<0.02	0.05	26.9	1.18	<1	25.0	<0.05	0.9	10.96	0.4	<10	<2
105K15	3251	8	625772	6987611		PCH	28.2	<0.02	<0.02	0.13	3.7	0.051	0.7	6.7	21	51.4	0.4	30.1	1.81	<0.1	<0.02	<0.02	18.2	0.97	<1	17.5	<0.05	0.7	6.23	0.4	<10	<2
105K15	3252	8	620366	6987471		PCH	31.9	0.06	0.02	0.10	3.2	0.022	0.3	1.1	21	76.4	0.5	29.8	1.23	<0.1	<0.02	<0.02	15.4	0.78	<1	10.3	<0.05	0.3	5.99	0.9	<10	<2
105K15	3253	8	619720	6986578		DME	62.6	0.10	0.05	0.18	3.5	0.024	0.3	1.5	32	197.5	0.5	33.0	1.76	<0.1	0.03	0.03	22.2	1.31	3	15.6	<0.05	0.5	9.38	1.7	<10	<2
105K15	3254	8	626402	6983411		mKS	46.8	<0.02	<0.02	0.15	3.4	0.009	0.3	6.6	13	64.8	1.2	28.8	2.78	<0.1	<0.02	0.05	21.2	1.16	1	17.4	<0.05	0.9	6.89	0.4	<10	3
105K15	3255	8	622315	6978942		DME																										
105K15	3256	8	623763	6979281		DME	32.8	0.03	<0.02	0.11	3.8	0.023	0.9	6.7	29	142.6	0.7	30.1	1.66	<0.1	<0.02	<0.02	17.1	0.77	2	11.4	<0.05	0.4	6.60	0.9	<10	<2
105K16	3257	8	627727	6975601		DME	33.2	0.04	<0.02	0.08	4.4	0.032	0.9	1.5	34	130.2	0.4	27.5	1.62	<0.1	<0.02	<0.02	18.2	0.63	<1	11.1	<0.05	0.4	6.74	0.8	<10	2
105K16	3258	8	627811	6972785		DME	34.2	0.06	0.03	0.11	5.2	0.014	0.8	3.0	42	239.7	0.6	34.3	2.00	<0.1	<0.02	<0.02	22.1	0.48	3	9.6	<0.05	0.4	7.94	1.2	<10	3
105K16	3259	8	629799	6973999		PCH	32.3	0.02	0.02	0.12	6.0	0.038	0.9	3.8	35	102.8	0.5	43.6	2.26	<0.1	<0.02	0.02	20.0	0.78	3	15.9	<0.05	0.7	7.65	1.1	<10	<2
105K16	3260	8	631740	6976272		mKS	27.9	0.04	<0.02	0.16	3.7	0.051	0.7	6.4	42	120.1	0.5	34.4	3.21	<0.1	0.02	0.02	26.4	1.28	3	22.1	<0.05	0.9	7.25	1.1	<10	5
105K16	3262	8	633104	6971299		DME																										
105K16	3263	8	637085	6970887		PCH																										
105K16	3264	8	637854	6970056		PCH																										
105K10	3265	8	606473	6957537		KSF																										
105K10	3266	8	604093	6958391		KSF																										
105K10	3267	8	604836	6958871		KSF																										
105K15	3268	8	606948	6959649		KSF																										
105K15	3269	8	602215	6960725	1	KSF																										
105K15	3270	8	602215	6960725	2	KSF																										
105K15	3271	8	602083	6964389		KSF																										

MAP	SAMPLE ID	UTM ZONE	UTM EAST	UTM NORTH	REP	GEOL UNIT	Al % ICPMS	Sb ppm ICPMS	As ppm ICPMS	Ba ppm ICPMS	Bi ppm ICPMS	B ppm ICPMS	Cd ppm ICPMS	Ca % ICPMS	Cr ppm ICPMS	Co ppm ICPMS	Cu ppm ICPMS	Ga ppm ICPMS	Au ppb ICPMS	Fe % ICPMS	La ppm ICPMS	Pb ppm ICPMS	Mg % ICPMS	Mn ppm ICPMS	Hg ppb ICPMS	Mo ppm ICPMS	Ni ppm ICPMS	P % ICPMS	K % ICPMS	Sc ppm ICPMS	Se ppm ICPMS	Ag ppb ICPMS	Na % ICPMS
							0.01	0.02	0.1	0.5	0.02	20	0.01	0.01	0.5	0.1	0.01	0.1	0.2	0.01	0.5	0.01	0.01	1	5	0.01	0.1	0.001	0.01	0.1	0.1	2	0.001
105K15	3272	8	602708	6962942		KSF																											
105K15	3273	8	605491	6964364		KSF																											
105K15	3274	8	608583	6967222		KSF																											
105K15	3275	8	608375	6971645		KSF	1.25	0.61	4.6	376.9	0.26	<20	0.56	0.54	11.1	7.4	11.62	4.1	0.9	2.34	19.3	9.20	0.40	468	72	0.90	10.9	0.063	0.16	6.0	0.6	145	0.020
105K15	3276	8	606159	6972351		KSF																											
105K15	3277	8	601908	6970129		KSF																											
105K15	3279	8	624780	6970354		DME	0.62	0.81	9.7	1244.3	0.13	<20	1.22	0.66	9.4	15.6	20.85	2.0	2.1	3.38	5.3	8.79	0.19	2082	197	2.03	28.9	0.086	0.09	2.0	1.8	380	0.009
105K15	3280	8	607150	6973992		ODR	0.60	1.15	6.1	571.0	0.11	<20	0.80	0.25	8.4	5.4	15.25	2.2	1.5	1.61	9.3	7.58	0.13	221	91	2.50	12.2	0.063	0.09	1.7	1.4	228	0.014
105K15	3282	8	611035	6972664	1	KSF																											
105K15	3283	8	611035	6972664	2	KSF																											
105K15	3284	8	612581	6969718		KSF	1.88	0.76	5.8	359.2	0.28	<20	0.37	0.69	13.2	7.2	11.57	5.9	0.8	2.42	28.0	11.28	0.48	445	73	1.30	9.4	0.064	0.19	6.4	0.5	207	0.064
105K15	3285	8	622199	6969989		DME	0.57	1.33	16.4	445.0	0.12	<20	0.99	0.36	9.5	9.0	24.53	1.8	1.4	2.10	10.9	11.17	0.33	403	68	1.57	25.2	0.064	0.09	2.5	1.5	185	0.006
105K15	3286	8	621959	6970414		DME	0.65	1.97	18.7	911.8	0.22	<20	1.01	0.26	10.0	11.8	31.88	2.1	2.7	2.83	15.4	14.33	0.22	429	86	2.09	27.4	0.067	0.12	3.8	2.5	230	0.008
105K15	3287	8	624139	6969044		DME	0.58	1.42	17.6	525.5	0.15	<20	1.11	0.38	10.5	11.4	28.74	1.8	1.6	2.26	10.7	13.43	0.32	499	67	1.83	30.0	0.072	0.10	2.5	1.8	224	0.005
105K15	3288	8	623989	6969041		DME	0.56	1.42	15.4	363.4	0.14	<20	1.22	0.38	9.4	8.9	25.05	1.9	1.6	2.21	10.4	11.50	0.34	371	144	1.51	24.4	0.068	0.09	2.5	1.9	211	0.006
105K16	3290	8	629467	6967310		DME	0.62	1.39	6.4	2135.5	0.12	<20	1.08	0.40	8.9	13.1	28.21	1.7	1.6	1.27	11.2	9.29	0.15	294	124	2.29	28.1	0.068	0.10	1.8	2.8	410	0.009
105K16	3291	8	630914	6966192		DME	0.83	1.19	10.7	586.9	0.19	<20	0.97	0.32	11.4	10.4	29.79	2.4	1.6	2.04	17.3	13.92	0.20	333	89	2.34	31.4	0.054	0.11	2.4	1.8	305	0.008
105K16	3292	8	631094	6966100		DME	0.66	0.89	8.0	831.6	0.12	<20	0.77	0.28	10.7	7.4	16.75	2.1	1.2	1.73	11.7	9.07	0.19	481	70	1.52	20.9	0.066	0.10	1.8	1.0	169	0.006
105K15	3293	8	623562	6965062		KSF	1.02	0.83	5.1	320.8	0.13	<20	0.42	0.55	12.7	8.5	14.55	3.2	1.2	2.50	19.3	12.59	0.35	388	108	0.87	13.9	0.076	0.14	6.6	0.4	155	0.016
105K15	3294	8	623772	6964950		KSF	0.78	0.88	7.0	584.2	0.11	<20	0.86	0.30	10.2	9.4	14.97	2.4	1.1	1.97	15.7	11.67	0.23	534	96	1.13	17.7	0.064	0.10	3.1	0.6	149	0.009
105K15	3295	8	622059	6963327		KSF	0.76	0.75	5.9	262.6	0.12	<20	0.64	0.33	10.4	6.9	11.27	2.4	1.2	1.92	17.6	10.43	0.21	454	156	0.82	12.3	0.074	0.09	3.6	0.7	128	0.010
105K15	3296	8	621839	6963367		KSF	1.04	0.47	4.4	215.3	0.10	<20	0.37	0.40	10.8	6.5	8.92	3.4	<0.2	2.00	19.6	8.59	0.31	201	134	0.59	9.0	0.069	0.10	4.5	0.2	88	0.020
105K15	3297	8	618496	6962631		KSF	2.19	0.32	7.6	316.5	0.27	<20	0.33	0.82	13.1	8.4	10.36	6.5	0.5	2.73	21.2	10.54	0.55	687	167	0.64	8.2	0.068	0.16	7.6	0.5	105	0.048
105K15	3298	8	618332	6962746		KSF	1.85	0.34	5.9	305.9	0.19	<20	0.31	0.69	12.6	8.3	10.07	5.6	<0.2	2.61	22.9	8.52	0.44	777	77	0.72	9.3	0.065	0.13	6.3	0.3	99	0.042
105K15	3299	8	616899	6962252		KSF	1.70	0.35	4.9	303.4	0.16	<20	0.33	0.63	10.7	8.4	8.97	5.3	0.6	2.60	24.0	7.89	0.42	586	59	0.54	7.3	0.056	0.15	6.4	0.2	72	0.037
105K10	3300	8	611780	6958558		KSF	2.08	0.24	3.6	247.3	0.23	<20	0.28	0.41	12.8	7.9	6.44	6.4	<0.2	2.55	23.5	9.91	0.43	327	96	0.39	7.1	0.048	0.13	6.4	0.3	63	0.017
105K10	3302	8	610245	6957870		KSF	1.73	0.18	3.7	228.5	0.14	<20	0.26	0.55	11.7	8.1	7.59	5.6	<0.2	2.70	25.6	7.67	0.47	501	65	0.46	5.7	0.062	0.18	7.4	0.3	69	0.037
105K10	3303	8	609579	6958836	1	KSF	1.82	0.21	4.4	249.2	0.62	<20	0.23	0.41	13.4	7.8	8.89	5.6	0.3	2.64	24.7	8.32	0.44	449	103	0.54	8.3	0.062	0.11	6.5	0.3	79	0.022
105K10	3304	8	609579	6958836	2	KSF	1.71	0.19	4.8	233.2	0.18	<20	0.42	0.43	13.2	6.7	8.25	5.3	0.3	2.45	22.0	8.18	0.43	205	64	0.61	7.6	0.063	0.11	6.1	0.5	70	0.025
105K15	3305	8	611419	6962730		KSF	1.65	0.26	4.4	215.5	0.15	<20	0.37	0.49	13.9	8.4	10.08	5.5	<0.2	3.01	28.2	9.33	0.47	591	198	0.58	8.4	0.060	0.14	7.5	0.3	84	0.018
105K15	3306	8	613874	6964842		KSF	1.52	0.30	3.7	244.2	0.13	<20	0.35	0.59	12.3	7.1	8.76	4.7	0.2	2.27	21.4	8.05	0.41	361	75	0.65	9.1	0.069	0.14	6.1	0.3	80	0.036
105K15	3307	8	614718	6966124		KSF	1.62	0.24	4.4	298.5	0.39	<20	0.28	0.61	10.3	9.5	8.28	5.4	<0.2	3.31	26.9	14.31	0.47	713	196	0.48	5.1	0.064	0.23	10.2	0.3	73	0.034
105K15	3308	8	614539	6967859		KSF	1.75	0.21	3.8	229.8	0.16	<20	0.33	0.68	11.2	7.1	7.63	5.7	<0.2	2.53	25.0	8.39	0.47	502	39	0.55	6.2	0.059	0.16	6.3	0.6	64	0.052
105K15	3309	8	615264	6969264		KSF	0.73	3.97	11.5	586.2	0.16	<20	1.62	0.33	11.3	5.1	25.00	2.6	7.4	1.62	12.4	10.51	0.15	234	198	7.27	18.7	0.078	0.10	2.3	4.2	551	0.008
105K15	3310	8	616335	6969559		ODR	1.43	0.70	13.2	526.3	0.48	<20	1.28	0.60	9.9	7.6	13.40	4.6	1.8	2.55	23.4	12.91	0.42	670	101	2.95	13.3	0.070	0.20	6.0	0.9	116	0.028
105K15	3311	8	616617	6969556		ODR	1.18	0.84	7.6	483.1	0.18	<20	0.99	0.52	9.4	7.4	16.28	3.8	1.8	2.27	23.6	11.93	0.33	468	110	1.60	13.2	0.071	0.16	5.3	0.9	168	0.017
105K15	3312	8	618823	6967096		KSF	2.43	0.22	7.9	248.1	0.45	<20	0.20	1.04	11.1	6.4	8.98	7.1	0.9	2.57	28.8	11.25	0.52	370	75	0.46	4.9	0.056	0.19	6.7	0.7	124	0.058
105K09	3313	8	630332	6958468		KSF	0.84	0.82	7.2	619.4	0.15	<20	1.22	0.54	9.7	8.3	20.31	2.6	2.1	2.01	15.3	13.50	0.23	309	111	1.21	16.5	0.064	0.13	3.2	1.0	200	0.009
105K09	3315	8	630559	6958666		KSF																											
105K10	3316	8	627157	6955148		KSF	0.72	1.43	7.5	461.2	0.10	<20	0.87	0.55	11.3	10.7	20.60	2.3	1.7	2.36	17.1	13.50	0.27	629	129	1.38	19.6	0.071	0.10	4.5	0.9	179	0.008

MAP	SAMPLE ID	UTM ZONE	UTM EAST	UTM NORTH	REP	GEOL UNIT	Sr	S	Te	Tl	Th	Ti	W	U	V	Zn	Be	Ce	Cs	Ge	Hf	In	Li	Nb	Re	Rb	Ta	Sn	Y	Zr	Pd	Pt
							0.5	0.02	0.02	0.02	0.1	0.001	0.1	0.1	2	0.1	0.1	0.1	0.02	0.1	0.02	0.02	0.1	0.02	1	0.1	0.05	0.1	0.01	0.1	10	2
							ppm	%	ppm	ppm	ppm	%	ppm	ppm	ppm	ppm	ppm	ppm	ppm	ppm	ppm	ppm	ppm	ppm	ppb	ppm	ppm	ppm	ppm	ppm	ppb	ppb
							ICPMS	ICPMS	ICPMS	ICPMS	ICPMS	ICPMS	ICPMS	ICPMS	ICPMS	ICPMS	ICPMS	ICPMS	ICPMS	ICPMS	ICPMS	ICPMS	ICPMS	ICPMS	ICPMS	ICPMS	ICPMS	ICPMS	ICPMS	ICPMS	ICPMS	ICPMS
105K15	3272	8	602708	6962942		KSF																										
105K15	3273	8	605491	6964364		KSF																										
105K15	3274	8	608583	6967222		KSF																										
105K15	3275	8	608375	6971645		KSF	38.7	0.03	<0.02	0.15	4.9	0.027	<0.1	1.1	38	89.1	0.7	41.9	2.01	<0.1	<0.02	0.03	13.5	0.49	<1	16.2	<0.05	0.6	12.10	1.2	<10	4
105K15	3276	8	606159	6972351		KSF																										
105K15	3277	8	601908	6970129		KSF																										
105K15	3279	8	624780	6970354		DME	99.0	0.08	0.06	0.17	2.2	0.003	<0.1	0.8	38	138.5	0.2	12.4	0.57	<0.1	<0.02	<0.02	10.4	0.18	2	7.1	<0.05	0.3	5.20	0.8	<10	3
105K15	3280	8	607150	6973992		ODR	24.7	0.03	0.06	0.17	1.7	0.011	<0.1	0.9	40	105.4	0.3	19.1	0.67	<0.1	<0.02	<0.02	6.3	0.24	4	7.1	<0.05	0.3	4.50	0.2	<10	<2
105K15	3282	8	611035	6972664	1	KSF																										
105K15	3283	8	611035	6972664	2	KSF																										
105K15	3284	8	612581	6969718		KSF	59.6	<0.02	<0.02	0.15	6.6	0.043	<0.1	1.8	53	91.6	0.6	57.3	1.41	<0.1	0.06	0.03	16.9	0.57	2	15.2	<0.05	0.9	13.75	2.1	<10	<2
105K15	3285	8	622199	6969989		DME	38.6	0.24	0.05	0.12	3.5	0.007	0.1	0.7	25	112.6	0.4	22.6	0.97	<0.1	<0.02	<0.02	10.0	0.12	3	6.4	<0.05	0.2	6.42	1.6	<10	<2
105K15	3286	8	621959	6970414		DME	40.7	0.14	0.04	0.17	4.5	0.005	<0.1	0.7	29	149.9	0.6	35.2	1.82	<0.1	<0.02	0.03	10.1	0.11	3	8.7	<0.05	0.3	8.92	1.0	<10	5
105K15	3287	8	624139	6969044		DME	44.4	0.24	0.02	0.15	3.3	0.005	<0.1	0.7	26	137.7	0.4	23.2	1.08	<0.1	<0.02	<0.02	10.5	0.10	4	7.5	<0.05	0.2	6.52	1.0	<10	5
105K15	3288	8	623989	6969041		DME	36.5	0.35	0.06	0.13	3.4	0.008	0.1	0.9	25	125.5	0.3	22.6	1.03	<0.1	<0.02	<0.02	9.4	0.13	<1	6.6	<0.05	0.3	6.59	1.8	<10	6
105K16	3290	8	629467	6967310		DME	86.9	0.09	0.04	0.21	2.3	0.003	<0.1	0.9	44	143.7	0.4	22.3	0.71	<0.1	<0.02	<0.02	6.5	0.17	2	7.8	<0.05	0.2	5.82	0.8	<10	5
105K16	3291	8	630914	6966192		DME	61.3	0.07	0.03	0.18	3.3	0.003	<0.1	0.9	28	148.3	0.4	35.3	1.62	<0.1	<0.02	0.03	13.2	0.19	2	10.0	<0.05	0.3	6.10	0.9	<10	3
105K16	3292	8	631094	6966100		DME	40.5	0.05	<0.02	0.12	2.8	0.004	<0.1	0.7	28	119.6	0.4	24.4	0.98	<0.1	<0.02	<0.02	11.1	0.16	3	8.7	<0.05	0.2	5.11	0.7	<10	<2
105K15	3293	8	623562	6965062		KSF	41.9	0.03	0.02	0.12	3.7	0.017	<0.1	0.8	34	83.4	0.7	41.3	1.31	<0.1	<0.02	0.03	12.0	0.48	<1	10.9	<0.05	0.4	14.36	1.0	<10	<2
105K15	3294	8	623772	6964950		KSF	30.0	0.06	<0.02	0.09	4.2	0.008	<0.1	0.9	28	102.4	0.3	34.0	0.96	<0.1	<0.02	<0.02	11.5	0.16	4	8.0	<0.05	0.3	8.59	0.9	<10	3
105K15	3295	8	622059	6963327		KSF	22.0	0.03	<0.02	0.10	4.3	0.015	<0.1	1.0	28	84.8	0.4	38.6	1.02	<0.1	<0.02	<0.02	9.3	0.25	<1	9.0	<0.05	0.5	9.33	0.8	<10	<2
105K15	3296	8	621839	6963367		KSF	37.1	0.03	<0.02	0.08	5.6	0.023	<0.1	1.0	31	76.0	0.4	42.0	1.06	<0.1	<0.02	0.02	10.8	0.27	1	8.2	<0.05	0.5	10.73	1.5	<10	<2
105K15	3297	8	618496	6962631		KSF	91.4	0.03	<0.02	0.14	4.5	0.034	<0.1	2.3	46	79.5	0.7	47.0	2.67	<0.1	0.04	0.03	22.2	0.57	<1	15.3	<0.05	1.0	16.94	1.5	<10	4
105K15	3298	8	618332	6962746		KSF	62.9	0.02	<0.02	0.09	4.5	0.028	<0.1	1.4	43	71.0	0.6	48.4	1.64	<0.1	<0.02	0.03	17.3	0.38	<1	12.0	<0.05	0.9	13.65	1.0	<10	<2
105K15	3299	8	616899	6962252		KSF	63.3	<0.02	<0.02	0.11	5.6	0.027	<0.1	1.4	40	71.9	0.6	51.6	1.76	<0.1	<0.02	0.03	16.3	0.26	<1	11.1	<0.05	0.8	12.91	1.0	<10	<2
105K10	3300	8	611780	6958558		KSF	23.8	<0.02	<0.02	0.13	5.2	0.043	<0.1	1.5	41	72.8	0.8	50.7	1.79	<0.1	<0.02	0.03	15.7	0.53	<1	14.9	<0.05	1.0	11.43	1.0	<10	<2
105K10	3302	8	610245	6957870		KSF	38.1	<0.02	<0.02	0.11	5.9	0.047	<0.1	1.6	42	78.9	0.6	54.7	1.68	<0.1	0.03	0.03	17.2	0.47	<1	16.7	<0.05	0.8	15.00	1.8	<10	<2
105K10	3303	8	609579	6958836	1	KSF	35.9	0.03	<0.02	0.10	4.0	0.033	<0.1	1.6	44	78.3	0.8	49.5	1.97	<0.1	<0.02	0.04	21.4	0.60	<1	12.6	<0.05	0.9	14.89	1.0	<10	<2
105K10	3304	8	609579	6958836	2	KSF	37.2	0.04	<0.02	0.09	4.0	0.034	<0.1	1.6	43	86.1	0.6	45.2	1.88	<0.1	<0.02	0.03	20.1	0.75	<1	12.6	<0.05	0.8	13.02	1.3	<10	<2
105K15	3305	8	611419	6962730		KSF	34.7	<0.02	<0.02	0.09	4.8	0.032	<0.1	1.3	46	79.3	0.8	58.9	2.53	<0.1	<0.02	0.04	21.7	0.33	<1	12.5	<0.05	0.8	16.65	0.6	<10	<2
105K15	3306	8	613874	6964842		KSF	52.4	<0.02	0.03	0.10	5.2	0.042	<0.1	1.4	37	76.8	0.3	43.0	1.38	<0.1	0.03	0.02	15.0	0.55	<1	12.9	<0.05	0.7	12.42	1.8	<10	<2
105K15	3307	8	614718	6966124		KSF	54.8	<0.02	0.03	0.19	8.5	0.045	<0.1	1.5	44	74.7	0.8	58.0	2.24	<0.1	0.04	0.03	14.3	0.21	<1	20.3	<0.05	1.1	18.82	2.5	<10	<2
105K15	3308	8	614539	6967859		KSF	58.2	0.02	<0.02	0.10	5.8	0.049	<0.1	1.8	44	75.4	0.8	51.2	1.62	<0.1	0.04	0.03	18.0	0.65	<1	16.2	<0.05	0.9	13.23	1.8	<10	<2
105K15	3309	8	615264	6969264		KSF	35.8	0.04	0.07	0.28	1.8	0.008	0.5	1.2	80	150.6	0.4	27.4	1.24	<0.1	<0.02	0.03	7.4	0.23	<1	9.4	<0.05	0.4	6.88	0.3	<10	<2
105K15	3310	8	616335	6969559		ODR	67.4	0.04	0.05	0.15	6.6	0.035	<0.1	1.5	38	138.8	0.7	50.0	1.51	<0.1	0.04	0.03	14.9	0.57	2	13.6	<0.05	1.1	12.52	1.9	<10	<2
105K15	3311	8	616617	6969556		ODR	56.1	0.03	0.05	0.13	6.4	0.025	<0.1	1.4	34	107.2	0.7	51.3	1.46	<0.1	<0.02	0.02	12.9	0.43	<1	10.4	<0.05	0.7	12.82	1.2	<10	<2
105K15	3312	8	618823	6967096		KSF	70.4	0.03	0.03	0.14	4.6	0.053	<0.1	6.8	47	67.0	1.3	53.7	3.40	<0.1	0.05	0.03	26.8	1.20	<1	18.3	<0.05	1.3	20.17	2.0	<10	<2
105K09	3313	8	630332	6958468		KSF	53.1	0.06	0.04	0.15	3.4	0.007	<0.1	0.8	26	157.6	0.4	32.9	1.30	<0.1	0.02	0.03	12.0	0.33	<1	15.0	<0.05	0.3	9.25	1.1	<10	<2
105K09	3315	8	630559	6958666		KSF																										
105K10	3316	8	627157	6955148		KSF	38.7	0.05	<0.02	0.12	4.8	0.012	<0.1	0.9	33	113.8	0.6	37.0	1.89	<0.1	0.03	<0.02	9.9	0.23	6	9.3	<0.05	0.3	11.12	2.0	<10	<2

MAP	SAMPLE ID	UTM ZONE	UTM EAST	UTM NORTH	REP	GEOL UNIT	Al	Sb	As	Ba	Bi	B	Cd	Ca	Cr	Co	Cu	Ga	Au	Fe	La	Pb	Mg	Mn	Hg	Mo	Ni	P	K	Sc	Se	Ag	Na
							0.01	0.02	0.1	0.5	0.02	20	0.01	0.01	0.5	0.1	0.01	0.1	0.2	0.01	0.5	0.01	0.01	1	5	0.01	0.1	0.001	0.01	0.1	0.1	2	0.001
							%	ppm	ppm	ppm	ppm	ppm	ppm	%	ppm	ppm	ppm	ppm	ppb	%	ppm	ppm	%	ppm	ppb	ppm	ppm	%	%	ppm	ppm	ppb	%
							ICPMS	ICPMS	ICPMS	ICPMS	ICPMS	ICPMS	ICPMS	ICPMS	ICPMS	ICPMS	ICPMS	ICPMS	ICPMS	ICPMS	ICPMS	ICPMS	ICPMS	ICPMS	ICPMS	ICPMS	ICPMS	ICPMS	ICPMS	ICPMS	ICPMS	ICPMS	ICPMS
105K09	3317	8	631288	6955801		KSF	0.69	0.93	11.6	383.4	0.11	<20	1.09	0.23	12.3	6.0	21.59	2.0	1.3	1.86	8.9	8.16	0.15	133	175	2.30	20.8	0.079	0.08	1.7	2.2	296	0.007
105K15	3318	8	617281	6973813		DME	0.60	0.99	17.9	955.8	0.12	<20	2.98	0.91	9.9	59.7	21.12	1.9	2.6	10.69	3.0	8.29	0.17	9805	150	4.32	26.1	0.227	0.12	2.0	2.0	451	0.015
105K15	3319	8	614608	6973501		DME	0.66	1.40	21.9	520.1	0.15	<20	1.00	0.36	11.0	11.1	32.91	2.2	1.8	2.62	11.7	14.21	0.31	424	74	1.97	27.8	0.077	0.11	3.0	1.8	194	0.007
105K15	3320	8	608788	6978495		DME	0.48	0.41	2.5	392.3	0.05	<20	1.52	0.99	7.6	4.5	15.07	1.7	1.0	0.86	4.3	3.87	0.17	594	69	0.68	12.5	0.086	0.06	1.1	4.0	205	0.018
105K15	3322	8	605501	6980835		DME																											
105K15	3323	8	601971	6982013		DME	0.68	1.98	12.4	955.5	0.12	<20	2.10	1.05	13.6	7.3	41.81	2.0	1.7	1.79	9.2	8.24	0.52	380	158	4.58	32.8	0.150	0.10	2.1	2.4	417	0.008
105K15	3324	8	604056	6979482		DME	0.39	0.66	2.3	148.2	0.02	<20	0.51	3.42	3.3	2.6	10.49	0.6	0.5	2.18	1.4	1.53	0.21	302	90	2.27	7.1	0.182	0.04	0.8	2.5	79	0.014
105K15	3325	8	604676	6983461		ODR	0.93	0.74	12.0	736.1	0.09	<20	2.27	4.48	7.3	15.7	23.08	1.4	2.0	5.03	4.1	4.65	0.26	10000	116	5.52	63.2	0.075	0.06	1.7	6.1	244	0.008
105K15	3326	8	604077	6983674	1	ODR																											
105K15	3327	8	604077	6983674	2	ODR																											
105K15	3328	8	601883	6986932		DME																											
105K15	3329	8	613892	6985881		DME	0.71	0.90	6.7	469.9	0.12	<20	2.29	0.53	9.7	6.8	21.66	1.9	1.5	1.49	8.1	7.19	0.19	108	87	1.04	31.9	0.064	0.07	1.8	4.6	251	0.009
105K15	3330	8	617010	6983944		DME	0.87	1.28	10.0	432.2	0.19	<20	2.38	1.39	12.4	9.5	44.78	2.4	2.2	1.90	9.5	10.37	0.27	207	105	1.35	44.9	0.066	0.07	2.4	4.9	328	0.019
105K15	3331	8	613916	6982293		ODR	0.45	0.78	4.1	456.0	0.08	<20	1.89	2.61	7.7	5.4	28.86	1.1	1.8	1.49	3.1	4.74	0.26	3762	136	1.67	21.9	0.091	0.06	1.5	4.9	275	0.015
105K15	3332	8	611740	6982323		ODR	0.66	1.56	9.1	1326.3	0.12	<20	1.56	0.43	11.5	6.2	26.78	1.9	0.9	1.46	7.7	8.35	0.19	191	107	3.09	31.4	0.072	0.08	1.9	2.3	300	0.008
105K15	3333	8	610985	6980222		ODR																											
105K15	3334	8	614984	6978454		ODR	0.28	0.45	<0.1	88.3	0.03	<20	0.32	0.21	2.7	0.5	38.20	0.8	0.8	0.33	1.7	1.15	0.04	16	136	0.52	6.8	0.053	0.02	0.6	1.6	117	0.047
105K15	3336	8	620069	6974960		ODR	0.33	2.32	26.0	541.9	0.10	<20	11.91	2.37	7.9	49.8	73.93	1.1	2.8	10.44	2.7	5.02	0.26	5167	1076	10.32	151.0	0.050	0.04	1.9	7.2	446	0.014
105K15	3337	8	622254	6974956		ODR	0.80	1.11	14.6	1267.0	0.16	<20	0.92	0.38	10.7	8.7	24.67	2.3	1.1	2.02	13.3	10.09	0.24	222	48	2.15	27.8	0.069	0.07	2.3	1.4	184	0.016
105K15	3338	8	625475	6974249		DME	0.53	1.73	12.4	387.8	0.05	<20	1.38	1.67	7.4	7.7	14.47	1.5	14.7	2.19	2.9	3.71	0.19	2141	96	4.75	74.2	0.078	0.05	1.5	4.2	120	0.017
105K16	3339	8	634586	6967167		DME	0.40	0.69	2.2	254.7	0.05	<20	1.77	2.08	4.8	3.3	19.85	0.8	1.2	1.22	2.0	2.99	0.20	1186	292	1.53	20.0	0.081	0.03	0.9	6.5	178	0.024
105K16	3340	8	637535	6965905		DME	0.72	0.75	16.2	574.2	0.20	<20	1.25	0.41	11.9	12.7	28.89	2.0	1.5	3.07	6.1	12.17	0.18	1097	159	3.02	30.1	0.070	0.08	3.0	2.0	244	0.009
105K16	3342	8	634993	6962656		DME	0.76	1.02	8.7	621.9	0.14	<20	1.20	0.24	10.9	14.9	24.52	2.1	2.5	2.06	7.5	10.16	0.18	617	82	2.05	32.9	0.060	0.09	2.0	1.4	222	0.007
105K09	3343	8	649837	6958075		DME	0.57	1.16	14.5	601.4	0.25	<20	0.62	0.34	13.1	13.2	35.22	1.8	1.0	2.88	9.2	16.48	0.25	361	86	2.17	36.1	0.053	0.09	3.9	1.6	161	0.007
105K09	3344	8	649320	6957374		DME	1.17	1.04	21.8	1129.1	0.28	<20	2.84	0.94	18.3	25.6	42.45	3.4	2.6	3.90	13.6	17.62	0.40	10000	192	5.74	70.6	0.093	0.13	3.5	2.1	522	0.010
105K09	3345	8	651178	6955776	1	DME	0.72	0.68	7.9	395.5	0.16	<20	0.66	0.68	13.3	10.2	23.90	2.2	1.1	2.16	8.1	10.90	0.25	1717	90	1.26	26.1	0.072	0.08	2.4	1.1	181	0.016
105K09	3346	8	651178	6955776	2	DME	0.68	0.78	8.2	529.0	0.16	<20	0.70	0.56	13.3	9.5	23.40	2.1	0.9	2.13	8.8	11.52	0.24	1319	79	1.30	25.2	0.073	0.08	2.3	1.2	174	0.013
105K09	3347	8	651391	6951036		ODR	1.08	0.89	21.2	556.0	0.18	<20	3.10	0.63	15.5	19.1	37.20	2.9	1.5	2.96	18.9	14.41	0.41	1189	80	2.76	47.9	0.990	0.09	2.3	2.8	459	0.007
105K09	3348	8	652207	6948918		ODR	1.20	1.04	16.7	454.3	0.19	<20	2.45	0.49	17.3	14.6	41.16	3.1	1.3	2.27	20.8	17.54	0.46	501	98	2.95	41.7	0.100	0.08	2.2	2.9	485	0.007
105K09	3349	8	647930	6949730		ODR	0.98	1.15	17.4	399.9	0.27	<20	1.19	0.48	15.5	10.8	29.62	3.0	1.3	2.48	14.7	12.79	0.50	700	68	2.19	27.9	0.112	0.09	2.7	1.9	251	0.009
105K09	3351	8	647785	6949844		ODR	1.10	1.01	21.1	515.4	0.26	<20	1.45	0.56	20.8	11.8	34.36	3.2	1.5	2.15	14.8	13.10	0.60	547	67	2.29	40.2	0.990	0.10	2.1	1.5	328	0.008
105K09	3352	8	649027	6951703		ODR	0.80	0.50	15.2	437.6	0.13	<20	1.45	0.83	12.4	10.7	21.39	2.0	1.4	3.93	8.9	7.13	0.27	1519	72	1.87	25.3	0.102	0.06	1.5	2.0	266	0.007
105K09	3353	8	647392	6953827		DME	0.79	2.89	18.1	305.8	0.20	<20	1.73	0.37	15.7	21.6	48.05	2.2	1.9	3.62	10.9	19.50	0.32	645	54	5.51	53.7	0.095	0.11	2.2	5.0	377	0.004
105K09	3354	8	644058	6952632		ODR	0.77	1.17	<0.1	352.5	0.20	<20	4.37	1.47	12.9	7.7	55.57	2.0	2.6	1.56	8.0	8.36	0.30	451	107	9.96	78.8	0.093	0.07	1.8	41.3	471	0.015
105K09	3355	8	642990	6949963		ODR	1.12	1.35	14.8	576.4	0.33	<20	1.72	0.38	21.4	9.1	62.96	3.3	2.2	2.01	18.3	15.13	0.55	231	120	3.88	38.5	0.097	0.12	2.5	2.4	596	0.006
105K09	3356	8	640999	6949799		ODR	1.27	1.08	28.9	868.2	0.15	<20	6.64	1.86	9.8	77.3	38.41	2.1	2.6	12.49	8.8	6.28	0.17	10000	108	11.39	51.1	0.102	0.03	1.7	2.8	515	0.003
105K09	3357	8	640922	6949430		ODR	0.83	0.98	9.2	536.2	0.14	<20	1.04	0.48	15.9	7.9	26.20	2.5	0.9	1.59	11.7	8.62	0.50	273	45	2.10	27.1	0.101	0.08	1.6	1.4	259	0.006
105K09	3358	8	640726	6949333		ODR	0.91	1.17	14.6	538.6	0.24	<20	1.50	0.52	19.1	10.1	36.43	2.7	1.0	2.10	12.0	11.24	0.53	382	50	3.13	35.7	0.114	0.10	2.2	1.8	293	0.007
105K09	3359	8	638081	6947596		ODR	1.18	1.43	18.4	657.8	0.29	<20	5.00	0.75	25.0	11.0	49.81	3.4	1.7	2.14	13.1	14.02	0.58	2146	78	5.86	57.5	0.143	0.09	2.0	4.5	655	0.007
105K09	3360	8	638990	6950068		ODR	1.25	0.93	26.8	416.5	0.29	<20	2.32	0.96	20.8	15.8	42.80	3.3	2.7	3.84	13.2	13.01	0.63	2194	63	6.84	48.7	0.980	0.10	2.2	2.7	567	0.011

MAP	SAMPLE ID	UTM ZONE	UTM EAST	UTM NORTH	REP	GEOL UNIT	Sr ppm ICPMS	S % ICPMS	Te ppm ICPMS	Tl ppm ICPMS	Th ppm ICPMS	Ti % ICPMS	W ppm ICPMS	U ppm ICPMS	V ppm ICPMS	Zn ppm ICPMS	Be ppm ICPMS	Ce ppm ICPMS	Cs ppm ICPMS	Ge ppm ICPMS	Hf ppm ICPMS	In ppm ICPMS	Li ppm ICPMS	Nb ppm ICPMS	Re ppb ICPMS	Rb ppm ICPMS	Ta ppm ICPMS	Sn ppm ICPMS	Y ppm ICPMS	Zr ppm ICPMS	Pd ppb ICPMS	Pt ppb ICPMS
							0.5	0.02	0.02	0.02	0.1	0.001	0.1	0.1	2	0.1	0.1	0.1	0.02	0.1	0.02	0.02	0.1	0.02	1	0.1	0.05	0.1	0.01	0.1	10	2
105K09	3317	8	631288	6955801		KSF	32.5	0.07	0.07	0.14	2.3	0.003	<0.1	1.1	56	168.3	0.4	19.1	0.71	<0.1	<0.02	<0.02	12.9	0.22	4	9.6	<0.05	0.3	5.88	0.8	<10	<2
105K15	3318	8	617281	6973813		DME	83.4	0.27	0.03	0.15	1.8	0.003	<0.1	0.7	36	204.5	0.3	7.2	0.45	<0.1	0.03	<0.02	6.0	0.22	4	7.6	<0.05	0.3	4.40	1.3	<10	3
105K15	3319	8	614608	6973501		DME	40.6	0.29	0.08	0.13	4.6	0.009	<0.1	0.9	27	121.3	0.7	25.4	0.96	<0.1	0.04	<0.02	12.1	0.09	1	7.1	<0.05	0.3	7.70	2.4	<10	2
105K15	3320	8	608788	6978495		DME	54.6	0.12	<0.02	0.09	0.8	0.006	0.1	2.9	29	88.0	0.3	9.3	0.32	<0.1	0.04	<0.02	4.2	0.21	4	5.9	<0.05	0.2	3.83	1.3	<10	<2
105K15	3322	8	605501	6980835		DME																										
105K15	3323	8	601971	6982013		DME	94.5	0.13	0.03	0.16	3.0	0.009	0.1	1.7	57	227.8	0.4	17.5	0.78	<0.1	0.05	<0.02	10.9	0.24	3	6.9	<0.05	0.2	8.58	2.3	<10	<2
105K15	3324	8	604056	6979482		DME	100.4	1.78	<0.02	<0.02	0.1	0.006	<0.1	0.5	14	84.9	<0.1	3.1	0.10	<0.1	0.05	<0.02	0.2	0.17	5	0.9	<0.05	<0.1	1.07	2.5	<10	<2
105K15	3325	8	604676	6983461		ODR	231.9	0.34	0.05	0.08	0.9	0.006	<0.1	3.4	31	729.5	0.3	8.9	0.33	<0.1	0.04	<0.02	4.7	0.32	11	3.5	<0.05	0.1	5.43	2.5	<10	<2
105K15	3326	8	604077	6983674	1	ODR																										
105K15	3327	8	604077	6983674	2	ODR																										
105K15	3328	8	601883	6986932		DME																										
105K15	3329	8	613892	6985881		DME	51.1	0.08	0.06	0.13	2.3	0.006	<0.1	1.3	25	345.0	0.3	16.7	0.65	<0.1	0.02	<0.02	11.7	0.37	6	7.0	<0.05	0.2	5.26	1.4	<10	<2
105K15	3330	8	617010	6983944		DME	126.6	0.31	0.04	0.13	2.4	0.010	0.1	2.2	27	184.1	0.3	19.1	1.20	<0.1	0.07	<0.02	15.7	0.70	5	8.0	<0.05	0.3	7.22	3.6	<10	<2
105K15	3331	8	613916	6982293		ODR	175.5	0.61	0.03	0.10	0.6	0.004	<0.1	2.1	18	140.5	0.2	6.7	0.45	<0.1	0.05	<0.02	4.2	0.22	9	5.1	<0.05	0.1	4.16	1.6	<10	<2
105K15	3332	8	611740	6982323		ODR	63.6	0.06	0.05	0.18	2.4	0.007	<0.1	1.2	50	212.1	0.3	15.9	0.72	<0.1	0.04	<0.02	10.0	0.31	1	6.3	<0.05	0.2	5.79	2.0	<10	<2
105K15	3333	8	610985	6980222		ODR																										
105K15	3334	8	614984	6978454		ODR	27.4	0.30	<0.02	0.02	<0.1	0.005	<0.1	0.6	2	18.6	<0.1	3.9	0.06	<0.1	<0.02	<0.02	0.2	0.14	<1	0.4	<0.05	<0.1	1.58	0.2	<10	<2
105K15	3336	8	620069	6974960		ODR	148.6	0.58	0.04	0.92	1.0	0.005	<0.1	8.5	48	284.9	0.5	5.8	0.27	<0.1	0.05	<0.02	4.1	0.24	32	3.3	<0.05	0.1	5.11	4.2	17	<2
105K15	3337	8	622254	6974956		ODR	40.9	0.07	0.02	0.13	4.5	0.011	1.4	1.6	31	178.0	0.4	27.4	1.57	<0.1	0.04	0.02	14.2	0.29	2	7.7	<0.05	0.3	6.24	1.2	<10	<2
105K15	3338	8	625475	6974249		DME	152.5	0.27	0.04	0.09	0.7	0.005	<0.1	2.2	18	484.4	0.2	6.7	0.64	<0.1	<0.02	<0.02	7.0	0.14	12	7.3	<0.05	0.1	3.24	1.2	<10	<2
105K16	3339	8	634586	6967167		DME	117.0	0.45	<0.02	0.05	0.2	0.006	<0.1	2.7	19	177.5	0.1	4.3	0.19	<0.1	0.04	<0.02	2.2	0.20	16	2.6	<0.05	<0.1	2.22	1.7	<10	<2
105K16	3340	8	637535	6965905		DME	34.8	0.04	0.02	0.12	2.0	0.003	<0.1	1.2	39	193.1	0.4	14.1	0.59	<0.1	<0.02	0.02	10.3	0.20	3	7.9	<0.05	0.3	6.53	0.9	<10	<2
105K16	3342	8	634993	6962656		DME	40.9	0.05	0.05	0.15	2.1	0.004	<0.1	0.6	31	163.5	0.7	17.2	1.05	<0.1	<0.02	0.02	14.1	0.17	3	8.9	<0.05	0.3	5.98	0.5	<10	<2
105K09	3343	8	649837	6958075		DME	37.6	0.06	0.04	0.15	3.0	0.004	0.5	0.6	27	144.2	0.6	19.9	2.27	<0.1	0.03	0.04	8.6	0.20	1	7.6	<0.05	0.3	5.67	1.7	<10	<2
105K09	3344	8	649320	6957374		DME	71.4	0.08	0.13	0.23	3.3	0.005	<0.1	1.3	46	319.2	0.8	27.5	1.41	<0.1	0.05	0.02	18.8	0.29	2	11.1	<0.05	0.4	10.68	2.0	<10	<2
105K09	3345	8	651178	6955776	1	DME	49.0	0.08	<0.02	0.11	1.8	0.007	<0.1	0.8	26	135.3	0.5	17.7	0.74	<0.1	0.02	0.02	10.6	0.34	<1	7.3	<0.05	0.3	5.41	1.5	<10	<2
105K09	3346	8	651178	6955776	2	DME	44.7	0.06	0.06	0.11	2.2	0.008	<0.1	0.7	26	124.8	0.3	19.1	0.77	<0.1	0.03	<0.02	10.5	0.35	<1	6.8	<0.05	0.3	5.53	1.2	<10	<2
105K09	3347	8	651391	6951036		ODR	65.8	0.08	0.05	0.18	3.5	0.004	0.5	2.5	47	358.6	0.5	38.7	2.45	<0.1	<0.02	<0.02	22.7	0.30	2	10.6	<0.05	0.4	11.08	0.9	<10	<2
105K09	3348	8	652207	6948918		ODR	48.2	0.10	0.03	0.19	3.6	0.004	<0.1	2.2	55	276.1	1.0	44.5	3.33	<0.1	<0.02	<0.02	28.2	0.38	8	11.1	<0.05	0.4	11.61	0.8	<10	<2
105K09	3349	8	647930	6949730		ODR	40.3	0.17	<0.02	0.12	4.4	0.012	0.1	1.7	44	170.7	0.5	30.1	1.45	<0.1	0.03	<0.02	19.4	0.34	2	7.8	<0.05	0.4	9.54	1.4	<10	<2
105K09	3351	8	647785	6949844		ODR	48.1	0.06	0.05	0.13	3.0	0.011	0.1	1.8	47	200.6	0.6	30.4	1.82	<0.1	0.03	<0.02	21.9	0.46	3	11.1	<0.05	0.3	8.49	1.6	<10	<2
105K09	3352	8	649027	6951703		ODR	101.7	0.13	0.03	0.09	2.2	0.004	<0.1	1.9	38	157.9	0.3	19.2	0.59	<0.1	0.03	<0.02	12.7	0.27	10	7.5	<0.05	0.2	6.76	1.4	<10	<2
105K09	3353	8	647392	6953827		DME	54.8	0.38	0.07	0.17	3.5	0.005	<0.1	1.5	44	305.3	0.5	25.1	1.59	<0.1	0.03	0.03	12.6	0.20	6	7.2	<0.05	0.2	8.14	1.5	11	<2
105K09	3354	8	644058	6952632		ODR	81.0	0.18	0.03	0.11	1.6	0.006	<0.1	7.9	38	581.9	0.5	16.5	0.66	0.1	0.06	<0.02	10.5	0.38	39	8.0	<0.05	0.2	7.91	2.7	28	<2
105K09	3355	8	642990	6949963		ODR	41.4	0.04	0.07	0.18	3.1	0.008	<0.1	2.6	55	186.3	0.7	37.9	1.34	<0.1	<0.02	0.03	18.6	0.54	8	10.9	<0.05	0.4	11.09	1.3	<10	<2
105K09	3356	8	640999	6949799		ODR	122.3	0.27	0.09	0.10	1.2	0.006	0.1	3.9	69	380.7	0.8	19.7	0.31	0.2	0.06	<0.02	1.9	0.34	11	3.2	<0.05	0.1	15.88	3.3	24	<2
105K09	3357	8	640922	6949430		ODR	39.6	0.05	0.03	0.12	2.5	0.011	0.4	1.5	45	152.8	0.5	23.8	0.91	<0.1	0.03	<0.02	14.1	0.41	4	8.7	<0.05	0.2	7.08	1.4	<10	<2
105K09	3358	8	640726	6949333		ODR	43.5	0.08	0.02	0.14	2.7	0.011	0.2	1.8	52	209.5	0.5	25.0	0.98	<0.1	0.03	<0.02	17.0	0.49	7	8.6	<0.05	0.3	8.54	1.6	<10	<2
105K09	3359	8	638081	6947596		ODR	43.4	0.10	0.06	0.21	1.6	0.010	0.2	6.5	114	503.0	0.6	25.9	1.31	<0.1	0.04	0.02	18.6	0.45	7	12.4	<0.05	0.4	11.40	1.7	26	<2
105K09	3360	8	638990	6950068		ODR	89.1	0.11	0.04	0.18	2.2	0.007	<0.1	3.5	52	253.9	0.6	26.1	1.13	<0.1	0.03	0.03	19.5	0.47	12	10.3	<0.05	0.3	10.11	1.9	14	<2

MAP	SAMPLE ID	UTM ZONE	UTM EAST	UTM NORTH	REP	GEOL UNIT	Al % ICPMS	Sb ppm ICPMS	As ppm ICPMS	Ba ppm ICPMS	Bi ppm ICPMS	B ppm ICPMS	Cd ppm ICPMS	Ca % ICPMS	Cr ppm ICPMS	Co ppm ICPMS	Cu ppm ICPMS	Ga ppm ICPMS	Au ppb ICPMS	Fe % ICPMS	La ppm ICPMS	Pb ppm ICPMS	Mg % ICPMS	Mn ppm ICPMS	Hg ppb ICPMS	Mo ppm ICPMS	Ni ppm ICPMS	P % ICPMS	K % ICPMS	Sc ppm ICPMS	Se ppm ICPMS	Ag ppb ICPMS	Na % ICPMS
							0.01	0.02	0.1	0.5	0.02	20	0.01	0.01	0.5	0.1	0.01	0.1	0.2	0.01	0.5	0.01	0.01	1	5	0.01	0.1	0.001	0.01	0.1	0.1	2	0.001
105K09	3362	8	641413	6954122		ODR	0.81	1.08	5.8	374.7	0.14	<20	4.95	0.88	16.2	6.9	48.37	2.2	7.6	1.39	9.3	8.10	0.30	289	104	3.25	62.4	0.105	0.07	1.8	6.3	584	0.011
105K09	3363	8	638230	6956097		DME	0.64	0.57	4.5	402.1	0.11	<20	0.91	0.33	12.3	5.3	18.54	2.0	1.1	1.34	10.5	7.73	0.22	118	60	0.81	19.5	0.080	0.08	1.5	1.5	208	0.010
105K09	3364	8	636965	6953557	1	Q	1.01	1.05	9.4	424.0	0.22	<20	2.80	0.80	18.3	15.3	36.29	2.8	2.4	2.34	11.3	13.70	0.37	1036	137	2.05	41.6	0.091	0.11	2.3	3.7	495	0.010
105K09	3365	8	636965	6953557	2	Q	0.95	1.09	10.1	421.9	0.21	<20	2.35	0.69	17.2	12.1	33.59	2.6	2.2	2.47	11.3	12.97	0.34	715	137	2.14	38.1	0.092	0.11	2.3	3.4	480	0.009
105K09	3366	8	633083	6954094		Q																											
105K09	3367	8	636591	6958111		DME	0.92	0.45	6.1	337.2	0.15	<20	1.80	0.36	11.9	3.9	37.81	2.5	3.8	1.07	11.5	8.88	0.25	63	133	0.63	45.4	0.068	0.10	2.1	3.7	507	0.020
105K09	3368	8	634646	6959575		DME	0.85	1.13	10.6	1076.7	0.18	<20	2.33	0.28	14.0	8.3	29.50	2.5	3.1	2.21	15.6	12.84	0.25	243	96	2.31	27.4	0.074	0.13	2.3	3.4	388	0.010
105K09	3369	8	640300	6960019		DME	0.88	0.95	12.5	776.4	0.18	<20	1.99	0.35	14.1	13.1	28.65	2.6	2.1	2.49	11.8	11.50	0.28	730	144	3.44	34.5	0.082	0.14	2.6	1.7	268	0.014
105K16	3371	8	641727	6964415		DME	1.02	0.36	13.1	460.4	0.22	<20	1.05	0.47	16.8	15.6	27.67	2.8	2.0	3.10	7.6	12.77	0.30	2208	99	2.11	34.4	0.075	0.10	3.5	1.3	199	0.016
105K16	3372	8	640358	6964836		DME	0.62	0.38	6.8	379.5	0.12	<20	0.59	0.68	11.3	6.2	17.47	1.8	1.2	1.48	7.5	7.10	0.27	575	65	0.72	19.8	0.075	0.07	2.3	0.9	99	0.026
105K16	3373	8	641968	6964523		DME	0.95	0.68	16.4	1784.8	0.27	<20	0.86	0.52	17.4	17.0	29.00	3.0	2.2	2.96	7.1	13.99	0.41	860	100	2.45	33.6	0.070	0.14	3.5	1.2	177	0.017
105K16	3374	8	643837	6961609		DME	0.69	1.06	18.5	1326.9	0.16	<20	1.80	0.47	12.4	10.1	28.64	2.2	1.8	2.35	10.8	10.78	0.30	629	119	4.63	39.3	0.077	0.13	2.9	2.7	229	0.011
105K16	3375	8	644955	6962210		DME	0.98	0.59	28.0	908.3	0.22	<20	1.75	1.02	15.7	29.4	37.46	2.7	2.0	8.27	5.8	14.73	0.45	3525	226	2.51	43.7	0.086	0.14	5.3	2.5	269	0.022
105K16	3376	8	645649	6961086		DME	0.69	0.68	10.2	291.1	0.17	<20	1.10	0.66	12.9	9.4	29.74	2.1	2.1	2.28	7.2	11.61	0.28	744	149	1.17	26.4	0.066	0.08	2.8	1.5	205	0.015
105K16	3377	8	649109	6964705		DME	0.68	0.79	9.3	1391.3	0.15	<20	1.80	1.27	8.2	14.5	20.93	2.1	2.2	3.84	4.2	5.65	0.29	10000	102	2.83	33.9	0.087	0.08	1.8	4.3	508	0.028
105K16	3378	8	651133	6969447		PCH	1.26	1.96	33.7	1165.3	0.32	<20	4.66	0.30	22.5	18.9	61.65	3.3	3.2	3.14	14.1	17.43	0.32	375	342	6.12	87.5	0.145	0.14	3.3	4.1	883	0.013

MAP	SAMPLE ID	UTM ZONE	UTM EAST	UTM NORTH	REP	GEOL UNIT	Sr ppm ICPMS	S % ICPMS	Te ppm ICPMS	Tl ppm ICPMS	Th ppm ICPMS	Ti % ICPMS	W ppm ICPMS	U ppm ICPMS	V ppm ICPMS	Zn ppm ICPMS	Be ppm ICPMS	Ce ppm ICPMS	Cs ppm ICPMS	Ge ppm ICPMS	Hf ppm ICPMS	In ppm ICPMS	Li ppm ICPMS	Nb ppm ICPMS	Re ppb ICPMS	Rb ppm ICPMS	Ta ppm ICPMS	Sn ppm ICPMS	Y ppm ICPMS	Zr ppm ICPMS	Pd ppb ICPMS	Pt ppb ICPMS
							0.5	0.02	0.02	0.02	0.1	0.001	0.1	0.1	2	0.1	0.1	0.1	0.02	0.1	0.02	0.02	0.1	0.02	1	0.1	0.05	0.1	0.01	0.1	10	2
105K09	3362	8	641413	6954122		ODR	68.6	0.20	0.05	0.16	1.4	0.005	<0.1	4.8	51	374.7	0.5	18.0	0.70	<0.1	0.04	<0.02	12.4	0.35	13	8.9	<0.05	0.3	9.17	1.7	18	<2
105K09	3363	8	638230	6956097		DME	38.0	0.09	0.02	0.12	2.4	0.007	<0.1	1.0	29	104.3	0.4	22.2	0.55	<0.1	<0.02	<0.02	10.4	0.31	1	7.1	<0.05	0.2	5.47	0.9	<10	<2
105K09	3364	8	636965	6953557	1	Q	84.7	0.16	0.04	0.19	2.3	0.005	<0.1	2.3	45	316.5	0.6	25.1	0.74	<0.1	0.02	0.02	14.6	0.43	8	9.8	<0.05	0.3	8.32	1.5	<10	<2
105K09	3365	8	636965	6953557	2	Q	72.0	0.12	0.05	0.19	2.4	0.004	0.1	2.2	47	290.4	0.7	24.8	0.70	<0.1	0.03	<0.02	15.0	0.40	8	9.9	<0.05	0.3	8.19	1.4	<10	<2
105K09	3366	8	633083	6954094		Q																										
105K09	3367	8	636591	6958111		DME	41.1	0.20	0.02	0.22	1.3	0.005	<0.1	1.0	27	143.0	0.6	25.0	1.41	<0.1	<0.02	0.03	16.2	0.32	7	13.8	<0.05	0.3	10.54	0.7	<10	<2
105K09	3368	8	634646	6959575		DME	47.8	0.06	0.06	0.17	3.0	0.006	<0.1	1.1	41	173.3	0.6	34.3	1.02	<0.1	<0.02	0.02	13.0	0.29	6	11.0	<0.05	0.3	6.78	0.6	<10	<2
105K09	3369	8	640300	6960019		DME	48.4	0.06	0.07	0.20	2.8	0.006	<0.1	1.3	46	207.1	0.6	27.0	0.94	<0.1	<0.02	0.03	13.0	0.24	4	11.7	<0.05	0.3	7.73	0.6	<10	<2
105K16	3371	8	641727	6964415		DME	41.5	0.06	0.04	0.15	2.1	0.004	<0.1	1.0	36	181.6	0.5	18.6	0.64	<0.1	0.03	0.03	14.0	0.25	2	10.7	<0.05	0.4	6.85	1.3	<10	<2
105K16	3372	8	640358	6964836		DME	66.9	0.15	<0.02	0.11	1.9	0.010	<0.1	0.6	20	102.3	0.2	17.5	0.55	<0.1	0.04	<0.02	10.4	0.41	2	7.9	<0.05	0.2	5.67	1.2	<10	<2
105K16	3373	8	641968	6964523		DME	76.5	0.11	<0.02	0.14	2.6	0.010	<0.1	0.8	42	174.0	0.5	17.8	1.25	<0.1	0.04	0.03	18.5	0.21	2	10.2	<0.05	0.3	5.87	1.6	<10	<2
105K16	3374	8	643837	6961609		DME	76.1	0.13	<0.02	0.18	2.7	0.004	<0.1	1.4	37	287.2	0.6	24.2	1.12	<0.1	0.02	0.03	11.1	0.20	6	11.4	<0.05	0.3	7.25	0.8	<10	<2
105K16	3375	8	644955	6962210		DME	133.1	0.16	0.04	0.29	2.4	0.002	<0.1	0.6	34	220.8	0.6	13.8	1.29	<0.1	0.05	0.04	17.6	0.21	1	12.4	<0.05	0.4	9.62	1.9	<10	<2
105K16	3376	8	645649	6961086		DME	47.4	0.13	0.06	0.14	1.8	0.007	<0.1	0.9	25	182.1	0.5	16.4	0.53	<0.1	0.02	<0.02	10.6	0.38	<1	9.6	<0.05	0.2	7.20	0.8	<10	<2
105K16	3377	8	649109	6964705		DME	92.3	0.12	0.03	0.09	0.8	0.009	<0.1	1.1	27	148.7	0.3	9.5	0.76	<0.1	0.04	<0.02	6.8	0.20	5	7.2	<0.05	0.2	4.86	1.5	<10	<2
105K16	3378	8	651133	6969447		PCH	47.1	0.12	0.11	0.36	3.4	0.012	0.2	4.4	80	595.2	0.8	28.8	1.84	<0.1	<0.02	0.03	17.7	0.50	6	14.2	<0.05	0.4	13.94	1.3	<10	2

Regional Stream Sediment Geochemical Data,

Tay River area, Yukon

(NTS 105K EAST)

*** APPENDIX B - SUMMARY STATISTICS ***

Table of Contents

Notes:

- Calculations ignore missing values and analytical results from the second (REP=20) of paired field duplicate samples.
- New ICPMS results reported by the lab at less than detection limit have been set to the detection limit.
- Geological sub-divisions were acquired from Gordey and Makepeace (1999).

Summary Statistics

	STREAM SEDIMENT																	
Variable	**Al**	**Sb**	**As**	**Ba**	**Bi**	**B**	**Cd**	**Ca**	**Cr**	**Co**	**Cu**	**Ga**	**Au**	**Fe**	**La**	**Pb**	**Mg**	**Mn**
Units	**%**	**ppm**	**ppm**	**ppm**	**ppm**	**ppm**	**ppm**	**%**	**ppm**	**ppm**	**ppm**	**ppm**	**ppb**	**%**	**ppm**	**ppm**	**%**	**ppm**
D.L.	**0.01**	**0.02**	**0.1**	**0.5**	**0.02**	**20**	**0.01**	**0.01**	**0.5**	**0.1**	**0.01**	**0.1**	**0.2**	**0.01**	**0.5**	**0.01**	**0.01**	**1**
Anal Mth	**ICPMS**	**ICPMS**	**ICPMS**	**ICPMS**	**ICPMS**	**ICPMS**	**ICPMS**	**ICPMS**	**ICPMS**	**ICPMS**	**ICPMS**	**ICPMS**	**ICPMS**	**ICPMS**	**ICPMS**	**ICPMS**	**ICPMS**	**ICPMS**
N	395	395	395	395	395	395	395	395	395	395	395	395	395	395	395	395	395	395
N > DL	395	395	393	395	392	1	395	395	395	395	395	395	347	395	395	395	395	395
Missing	72	72	72	72	72	72	72	72	72	72	72	72	72	72	72	72	72	72
Mean	1.08	0.84	12.74	432.29	0.19	20.0	1.36	0.93	14.55	8.72	22.86	3.23	7.95	2.33	16.74	11.29	0.36	1001.0
Median	0.98	0.68	9.30	337.80	0.15	20.0	0.92	0.65	12.50	7.40	20.35	3.00	1.30	1.96	16.30	10.00	0.33	450.0
Mode	0.83	0.38	4.40	153.20	0.15	20.0	0.28	0.55	9.40	4.50	7.63	2.40	0.20	1.31	19.30	9.02	0.34	213.0
Range	2.67	5.79	109.3	2340.4	2.58	12	12.81	8.25	163.9	76.8	98.11	8.3	2445.5	25.48	42.5	174.33	2.62	9984
St Dev	0.48	0.69	12.98	315.06	0.20	0.60	1.49	0.83	11.83	6.82	13.40	1.42	123.00	2.21	7.32	10.34	0.21	1838.91
Coef Var	0.442	0.819	1.019	0.729	1.050	0.030	1.098	0.895	0.813	0.782	0.586	0.440	15.474	0.949	0.437	0.916	0.563	1.837
Log Mean	-0.009	-0.194	0.962	2.557	-0.807	1.302	-0.034	-0.134	1.097	0.866	1.288	0.463	0.064	0.291	1.167	0.973	-0.485	2.714
Geo Mean	0.98	0.64	9.17	360.21	0.16	20.0	0.92	0.73	12.51	7.34	19.39	2.91	1.16	1.96	14.70	9.40	0.33	518.1
Log StDv	0.205	0.325	0.364	0.250	0.264	0.010	0.372	0.277	0.229	0.245	0.254	0.214	0.435	0.228	0.253	0.266	0.198	0.426
Log CVar	-22.809	-1.684	0.378	0.980	-0.327	0.008	-11.264	-2.081	0.209	0.284	0.197	0.462	6.793	0.783	0.217	0.273	-0.410	0.157
Percntls																		
Minimum	0.07	0.12	0.1	87.1	0.02	20	0.12	0.08	2.0	0.5	4.47	0.3	0.2	0.33	0.8	0.58	0.04	16
10th	0.60	0.24	3.8	181.4	0.08	20	0.31	0.37	7.0	3.9	8.76	1.7	0.2	1.17	7.5	4.74	0.19	194
20th	0.69	0.31	4.7	228.5	0.11	20	0.44	0.43	8.9	4.8	10.83	2.1	0.6	1.39	10.5	7.09	0.23	254
30th	0.80	0.39	6.2	259.7	0.12	20	0.57	0.53	10.0	5.8	14.13	2.4	0.9	1.61	13.0	8.10	0.27	321
40th	0.88	0.54	7.9	297.6	0.14	20	0.71	0.59	11.3	6.6	17.00	2.7	1.1	1.79	14.8	9.03	0.30	371
50th	0.98	0.68	9.3	337.8	0.15	20	0.92	0.65	12.5	7.4	20.35	3.0	1.3	1.96	16.3	10.00	0.33	450
60th	1.10	0.80	11.0	392.3	0.16	20	1.10	0.73	13.8	8.2	24.01	3.4	1.5	2.14	18.5	10.90	0.35	530
70th	1.24	1.02	14.1	453.7	0.18	20	1.45	0.94	15.7	9.0	27.28	3.7	1.8	2.34	20.5	12.21	0.40	645
80th	1.42	1.26	17.5	556.9	0.22	20	1.89	1.24	18.5	10.7	31.94	4.4	2.2	2.60	22.9	13.84	0.47	883
85th	1.60	1.36	19.4	624.8	0.27	20	2.29	1.45	20.9	11.8	35.39	4.8	2.6	2.76	24.1	14.70	0.52	1215
90th	1.77	1.65	23.4	784.5	0.31	20	2.84	1.87	22.7	14.3	40.61	5.4	3.1	3.07	25.7	17.19	0.57	1867
95th	2.06	1.98	31.3	1038.2	0.43	20	4.03	2.37	25.8	18.9	47.41	5.9	4.5	4.01	27.8	21.70	0.65	3762
98th	2.31	2.62	47.1	1326.9	0.58	20	5.00	3.42	34.4	25.6	57.28	6.5	8.0	8.27	32.5	29.78	0.82	10000
99th	2.51	3.60	72.8	1763.1	0.96	20	7.36	3.82	44.0	34.9	62.96	7.0	12.2	12.49	38.0	41.86	0.97	10000
Maximum	2.74	5.91	109.4	2427.5	2.60	32	12.93	8.33	165.9	77.3	102.58	8.6	2445.7	25.81	43.3	174.91	2.66	10000

Summary Statistics

	STREAM SEDIMENT																	
Variable	**Hg**	**Mo**	**Ni**	**P**	**K**	**Sc**	**Se**	**Ag**	**Na**	**Sr**	**S**	**Te**	**Tl**	**Th**	**Ti**	**W**	**U**	**V**
Units	**ppb**	**ppm**	**ppm**	**%**	**%**	**ppm**	**ppm**	**ppb**	**%**	**ppm**	**%**	**ppm**	**ppm**	**ppm**	**%**	**ppm**	**ppm**	**ppm**
D.L.	**5**	**0.01**	**0.1**	**0.001**	**0.01**	**0.1**	**0.1**	**2**	**0.001**	**0.5**	**0.02**	**0.02**	**0.02**	**0.1**	**0.001**	**0.1**	**0.1**	**2**
Anal Mth	**ICPMS**	**ICPMS**	**ICPMS**	**ICPMS**	**ICPMS**	**ICPMS**	**ICPMS**	**ICPMS**	**ICPMS**	**ICPMS**	**ICPMS**	**ICPMS**	**ICPMS**	**ICPMS**	**ICPMS**	**ICPMS**	**ICPMS**	**ICPMS**
N	395	395	395	395	395	395	395	395	395	395	395	395	395	395	395	395	395	395
N > DL	395	395	395	395	394	395	389	395	395	395	343	181	391	386	395	114	395	394
Missing	72	72	72	72	72	72	72	72	72	72	72	72	72	72	72	72	72	72
Mean	114.0	2.09	23.35	0.11	0.10	2.87	1.93	258.1	0.02	58.14	0.12	0.03	0.15	3.25	0.03	0.22	2.84	37.0
Median	86.0	1.15	18.10	0.09	0.10	2.60	1.20	210.0	0.02	47.40	0.06	0.02	0.13	3.20	0.02	0.10	1.80	33.0
Mode	58.0	0.61	8.00	0.07	0.10	2.50	0.40	88.0	0.01	39.40	0.02	0.02	0.15	3.70	0.01	0.10	1.00	27.0
Range	1792	40.37	156.3	0.956	0.42	9.9	42.4	1950	0.095	410.8	1.76	0.11	2.16	15.6	0.099	5.9	32.1	139
St Dev	140.71	3.12	20.51	0.14	0.05	1.41	3.34	180.07	0.01	40.53	0.16	0.02	0.13	1.89	0.02	0.42	3.55	19.01
Coef Var	1.234	1.493	0.878	1.268	0.444	0.492	1.726	0.698	0.663	0.697	1.351	0.598	0.872	0.582	0.801	1.931	1.247	0.514
Log Mean	1.935	0.119	1.251	-1.035	-1.022	0.403	0.082	2.326	-1.758	1.704	-1.147	-1.541	-0.887	0.401	-1.762	-0.842	0.298	1.515
Geo Mean	86.2	1.32	17.83	0.09	0.10	2.53	1.21	211.8	0.02	50.54	0.07	0.03	0.13	2.52	0.02	0.14	1.99	32.8
Log StDv	0.298	0.387	0.314	0.208	0.193	0.235	0.396	0.274	0.280	0.214	0.407	0.204	0.223	0.380	0.402	0.297	0.330	0.224
Log CVar	0.154	3.278	0.251	-0.201	-0.189	0.584	4.887	0.118	-0.160	0.125	-0.355	-0.132	-0.252	0.950	-0.228	-0.353	1.112	0.148
Percntls																		
Minimum	11	0.15	3.4	0.034	0.01	0.3	0.1	25	0.002	9.8	0.02	0.02	0.02	0.1	0.002	0.1	0.4	2
10th	38	0.48	7.1	0.062	0.06	1.5	0.4	93	0.008	28.8	0.02	0.02	0.08	0.8	0.005	0.1	0.8	19
20th	51	0.61	9.1	0.068	0.07	1.9	0.6	119	0.009	34.8	0.03	0.02	0.09	1.7	0.006	0.1	1.0	24
30th	64	0.72	11.2	0.074	0.08	2.1	0.8	150	0.012	38.6	0.04	0.02	0.10	2.2	0.010	0.1	1.3	27
40th	73	0.95	13.9	0.080	0.09	2.4	1.0	178	0.014	41.3	0.05	0.02	0.12	2.6	0.014	0.1	1.5	30
50th	86	1.15	18.1	0.086	0.10	2.6	1.2	210	0.017	47.4	0.06	0.02	0.13	3.2	0.020	0.1	1.8	33
60th	100	1.53	23.2	0.092	0.11	2.8	1.4	247	0.021	52.7	0.08	0.03	0.15	3.6	0.025	0.1	2.1	38
70th	114	2.05	27.9	0.102	0.12	3.2	1.8	303	0.026	61.3	0.11	0.03	0.16	4.1	0.032	0.1	2.6	42
80th	138	2.95	32.1	0.112	0.13	3.7	2.5	382	0.033	72.3	0.17	0.04	0.18	4.6	0.042	0.2	3.4	48
85th	159	3.44	34.7	0.120	0.14	4.2	2.9	434	0.037	83.4	0.22	0.05	0.20	5.0	0.048	0.3	4.2	52
90th	181	4.58	41.9	0.130	0.15	4.8	4.1	495	0.040	94.5	0.28	0.06	0.22	5.6	0.054	0.4	6.3	57
95th	226	6.12	57.5	0.161	0.17	5.9	5.2	575	0.047	122.3	0.38	0.07	0.27	6.4	0.064	0.6	8.1	67
98th	458	9.60	74.2	0.980	0.20	6.6	7.2	655	0.059	160.9	0.56	0.09	0.36	7.2	0.074	1.1	13.1	94
99th	716	11.39	109.9	0.990	0.24	7.2	8.7	732	0.064	196.6	0.64	0.10	0.45	8.3	0.083	1.9	16.4	113
Maximum	1803	40.52	159.7	0.990	0.43	10.2	42.5	1975	0.097	420.6	1.78	0.13	2.18	15.7	0.101	6.0	32.5	141

Summary Statistics

	STREAM SEDIMENT																
Variable	**Zn**	**Be**	**Ce**	**Cs**	**Ge**	**Hf**	**In**	**Li**	**Nb**	**Re**	**Rb**	**Ta**	**Sn**	**Y**	**Zr**	**Pd**	**Pt**
Units	**ppm**	**ppm**	**ppm**	**ppm**	**ppm**	**ppm**	**ppm**	**ppm**	**ppm**	**ppb**	**ppm**	**ppm**	**ppm**	**ppm**	**ppm**	**ppb**	**ppb**
D.L.	**0.1**	**0.1**	**0.1**	**0.02**	**0.1**	**0.02**	**0.02**	**0.1**	**0.02**	**1**	**0.1**	**0.05**	**0.1**	**0.01**	**0.1**	**10**	**2**
Anal Mth	**ICPMS**	**ICPMS**	**ICPMS**	**ICPMS**	**ICPMS**	**ICPMS**	**ICPMS**	**ICPMS**	**ICPMS**	**ICPMS**	**ICPMS**	**ICPMS**	**ICPMS**	**ICPMS**	**ICPMS**	**ICPMS**	**ICPMS**
N	395	395	395	395	395	395	395	395	395	395	395	395	395	395	395	395	395
N > DL	395	384	395	395	5	192	104	394	395	249	395	0	367	395	395	10	68
Missing	72	72	72	72	72	72	72	72	72	72	72	72	72	72	72	72	72
Mean	143.86	0.50	33.29	1.55	0.10	0.03	0.02	13.81	0.67	4.2	10.97	0.05	0.46	10.16	1.64	10.2	2.4
Median	108.70	0.50	32.80	1.34	0.10	0.02	0.02	13.40	0.55	2.0	10.50	0.05	0.40	9.69	1.50	10.0	2.0
Mode	83.40	0.40	30.10	0.96	0.10	0.02	0.02	9.10	0.33	1.0	10.80	0.05	0.30	9.38	1.00	10.0	2.0
Range	1243.7	1.2	92.3	8.57	0.2	0.15	0.05	43.3	2.94	61	43.5	0.00	2.2	33.94	6.6	18	6
St Dev	118.33	0.21	14.24	1.10	0.01	0.02	0.01	6.78	0.49	5.97	5.12	0.00	0.28	4.15	0.92	1.74	0.98
Coef Var	0.823	0.426	0.428	0.707	0.140	0.570	0.295	0.491	0.727	1.407	0.467	0.00	0.602	0.409	0.560	0.170	0.413
Log Mean	2.066	-0.348	1.469	0.088	-0.996	-1.542	-1.642	1.054	-0.282	0.413	0.980	-1.301	-0.411	0.969	0.152	1.006	0.352
Geo Mean	116.37	0.45	29.43	1.22	0.10	0.03	0.02	11.33	0.52	2.6	9.54	0.05	0.39	9.31	1.42	10.1	2.2
Log StDv	0.269	0.211	0.246	0.330	0.038	0.193	0.103	0.348	0.319	0.401	0.268	0.000	0.266	0.196	0.238	0.046	0.124
Log CVar	0.130	-0.609	0.167	3.747	-0.039	-0.125	-0.063	0.330	-1.133	0.974	0.274	0.000	-0.648	0.203	1.576	0.046	0.352
Percntls																	
Minimum	17.2	0.1	1.8	0.06	0.1	0.02	0.02	0.1	0.08	1	0.4	0.05	0.1	0.80	0.2	10	2
10th	61.0	0.2	15.6	0.55	0.1	0.02	0.02	5.2	0.20	1	5.6	0.05	0.2	5.80	0.7	10	2
20th	72.8	0.3	21.2	0.74	0.1	0.02	0.02	8.7	0.25	1	7.3	0.05	0.2	7.08	0.9	10	2
30th	82.4	0.4	25.5	0.96	0.1	0.02	0.02	10.2	0.33	1	8.4	0.05	0.3	8.11	1.1	10	2
40th	92.7	0.4	29.2	1.13	0.1	0.02	0.02	11.7	0.46	2	9.4	0.05	0.3	8.88	1.3	10	2
50th	108.7	0.5	32.8	1.34	0.1	0.02	0.02	13.4	0.55	2	10.5	0.05	0.4	9.69	1.5	10	2
60th	128.0	0.5	36.7	1.55	0.1	0.03	0.02	15.0	0.66	3	11.2	0.05	0.5	10.57	1.7	10	2
70th	148.7	0.6	40.7	1.81	0.1	0.04	0.02	17.2	0.84	4	12.7	0.05	0.6	11.37	1.9	10	2
80th	183.9	0.7	45.1	2.08	0.1	0.04	0.03	18.8	1.03	6	14.7	0.05	0.7	12.82	2.1	10	2
85th	207.1	0.7	47.9	2.31	0.1	0.05	0.03	21.1	1.16	7	15.9	0.05	0.7	13.48	2.5	10	3
90th	276.4	0.8	50.7	2.77	0.1	0.05	0.03	22.6	1.38	10	17.1	0.05	0.8	15.00	2.7	10	3
95th	372.5	0.8	55.5	3.45	0.1	0.07	0.04	25.7	1.62	13	18.4	0.05	0.9	17.37	3.3	10	5
98th	493.2	1.0	59.1	4.74	0.1	0.08	0.04	28.2	2.14	20	22.2	0.05	1.2	20.19	4.2	12	6
99th	581.9	1.1	68.2	6.11	0.2	0.09	0.05	29.1	2.25	28	27.0	0.05	1.2	21.16	4.4	18	7
Maximum	1260.9	1.3	94.1	8.63	0.3	0.17	0.07	43.4	3.02	62	43.9	0.05	2.3	34.74	6.8	28	8

Summary Statistics

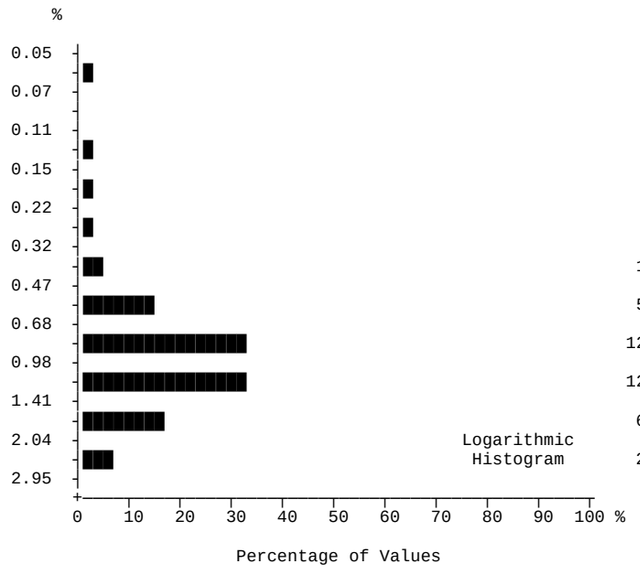

N	%	Cum%
1	0.3	0.3
0	0.0	0.3
2	0.5	0.8
1	0.3	1.0
2	0.5	1.5
13	3.3	4.8
52	13.2	18.0
121	30.6	48.6
122	30.9	79.5
60	15.2	94.7
21	5.3	100.0

	All	KSF	mKS	DME	ODR	Q	COR	lCG	PCH	CPA
N	395	94	53	50	41	32	26	26	19	13
N > DL	395	94	53	50	41	32	26	26	19	13
Missing	72	14	2	8	12	7	5	3	9	4
Mean	1.08	1.42	1.15	0.82	0.93	1.02	1.20	1.01	1.09	0.66
Median	0.98	1.43	1.10	0.72	0.86	0.96	1.14	0.95	1.10	0.66
Mode	0.83	0.69	0.68	0.62	1.20	0.87	1.02	0.54	1.00	0.39
Range	2.67	2.29	1.81	1.37	1.49	1.43	1.59	2.00	1.01	1.37
St Dev	0.48	0.62	0.42	0.27	0.34	0.34	0.33	0.44	0.27	0.44
Coef Var	0.442	0.436	0.366	0.334	0.360	0.331	0.275	0.440	0.245	0.660
Log Mean	-0.009	0.105	0.028	-0.108	-0.062	-0.019	0.066	-0.049	0.024	-0.306
Geo Mean	0.98	1.27	1.07	0.78	0.87	0.96	1.16	0.89	1.06	0.49
Log StDv	0.205	0.206	0.181	0.138	0.178	0.160	0.113	0.239	0.114	0.390
Log CVar	-22.809	1.966	6.448	-1.281	-2.923	-8.892	1.707	-4.984	4.752	-1.278
Percntls										
Minimum	0.07	0.45	0.25	0.39	0.28	0.34	0.61	0.14	0.60	0.07
10th	0.60	0.65	0.65	0.53	0.45	0.60	0.86	0.54	0.66	0.07
20th	0.69	0.76	0.76	0.60	0.66	0.82	0.98	0.54	0.83	0.20
30th	0.80	0.88	0.85	0.65	0.72	0.87	1.02	0.83	1.00	0.39
40th	0.88	1.10	1.03	0.69	0.80	0.94	1.08	0.90	1.02	0.39
50th	0.98	1.43	1.10	0.72	0.86	0.96	1.14	0.95	1.10	0.66
60th	1.10	1.62	1.24	0.84	1.08	1.01	1.19	1.03	1.15	0.67
70th	1.24	1.82	1.32	0.93	1.18	1.07	1.24	1.07	1.22	0.74
80th	1.42	1.95	1.51	0.98	1.20	1.17	1.29	1.28	1.28	0.96
85th	1.60	2.11	1.62	1.10	1.25	1.34	1.38	1.28	1.29	1.17
90th	1.77	2.28	1.76	1.17	1.36	1.42	1.59	1.51	1.33	1.23
95th	2.06	2.43	1.84	1.35	1.43	1.69	1.80	1.89	1.47	1.23
98th	2.31	2.61	1.99	1.36	1.48	1.71	1.80	1.89	1.61	1.44
99th	2.51	2.64	1.99	1.76	1.77	1.77	2.20	2.14	1.61	1.44
Maximum	2.74	2.74	2.06	1.76	1.77	1.77	2.20	2.14	1.61	1.44

Aluminum (Al)

Stream Sediment

number of values : 395
units : %
detection limit : 0.01
analytical method : ICPMS

Aluminum by ICPMS

Summary Statistics

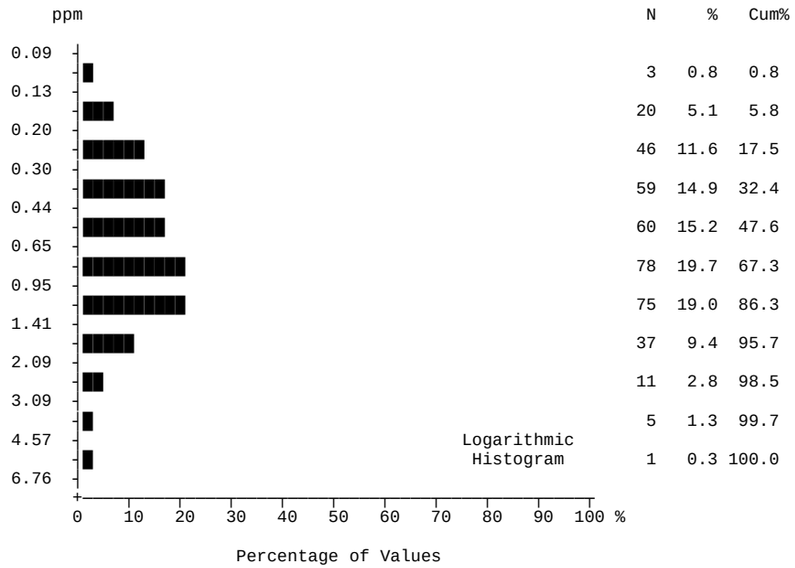

N	%	Cum%
3	0.8	0.8
20	5.1	5.8
46	11.6	17.5
59	14.9	32.4
60	15.2	47.6
78	19.7	67.3
75	19.0	86.3
37	9.4	95.7
11	2.8	98.5
5	1.3	99.7
1	0.3	100.0

	All	KSF	mKS	DME	ODR	Q	COR	lCG	PCH	CPA
N	395	94	53	50	41	32	26	26	19	13
N > DL	395	94	53	50	41	32	26	26	19	13
Missing	72	14	2	8	12	7	5	3	9	4
Mean	0.84	0.56	0.37	1.09	1.26	0.90	1.25	0.36	1.27	0.77
Median	0.68	0.41	0.31	0.99	1.08	0.94	1.03	0.33	1.14	0.61
Mode	0.38	0.28	0.31	0.68	0.70	1.05	1.81	0.27	0.13	0.31
Range	5.79	3.85	1.34	2.53	5.73	2.12	3.77	0.62	4.02	1.35
St Dev	0.69	0.51	0.24	0.54	0.93	0.45	0.92	0.14	0.89	0.40
Coef Var	0.819	0.905	0.643	0.499	0.741	0.507	0.738	0.387	0.696	0.518
Log Mean	-0.194	-0.356	-0.487	-0.014	0.025	-0.116	-0.017	-0.477	0.008	-0.163
Geo Mean	0.64	0.44	0.33	0.97	1.06	0.77	0.96	0.33	1.02	0.69
Log StDv	0.325	0.289	0.213	0.215	0.252	0.273	0.338	0.153	0.322	0.217
Log CVar	-1.684	-0.814	-0.437	-16.544	10.487	-2.352	-21.109	-0.321	45.952	-1.342
Percntls										
Minimum	0.12	0.12	0.15	0.36	0.18	0.15	0.16	0.17	0.13	0.31
10th	0.24	0.18	0.17	0.45	0.50	0.25	0.37	0.22	0.38	0.31
20th	0.31	0.25	0.21	0.66	0.71	0.47	0.44	0.26	0.69	0.44
30th	0.39	0.29	0.24	0.70	0.78	0.60	0.55	0.27	0.72	0.47
40th	0.54	0.35	0.27	0.81	0.93	0.69	0.70	0.27	0.87	0.57
50th	0.68	0.41	0.31	0.99	1.08	0.94	1.03	0.33	1.14	0.61
60th	0.80	0.53	0.36	1.08	1.15	1.05	1.30	0.35	1.16	0.77
70th	1.02	0.68	0.39	1.28	1.30	1.08	1.56	0.38	1.25	0.88
80th	1.26	0.75	0.46	1.42	1.52	1.26	1.78	0.43	1.84	0.98
85th	1.36	0.82	0.50	1.73	1.76	1.26	1.81	0.47	1.96	1.03
90th	1.65	0.90	0.56	1.94	1.86	1.30	1.81	0.50	1.98	1.36
95th	1.98	1.29	0.61	2.05	2.42	1.34	3.60	0.62	2.02	1.36
98th	2.62	1.43	1.06	2.15	3.05	1.64	3.60	0.62	4.15	1.66
99th	3.60	2.52	1.06	2.89	5.91	2.27	3.93	0.79	4.15	1.66
Maximum	5.91	3.97	1.49	2.89	5.91	2.27	3.93	0.79	4.15	1.66

Antimony (Sb)

Stream Sediment

number of values : 395
units : ppm
detection limit : 0.02
analytical method : ICPMS

Antimony by ICPMS

Summary Statistics

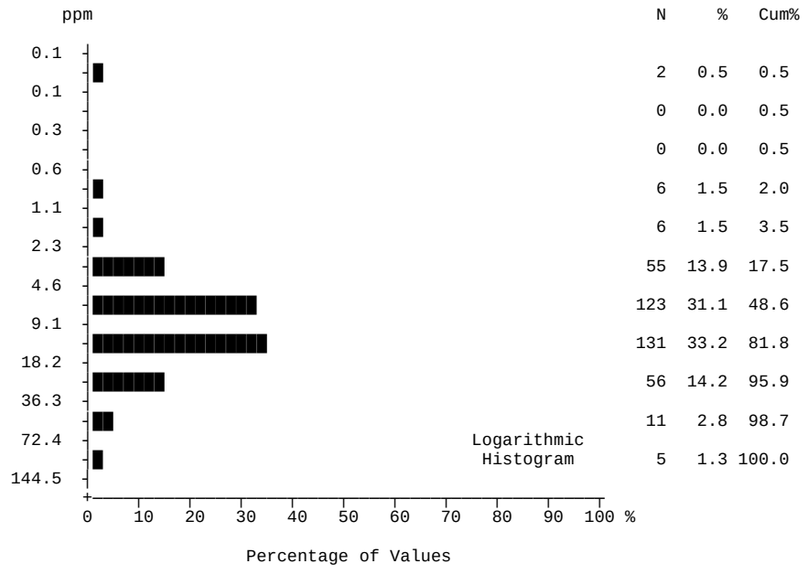

N	%	Cum%
2	0.5	0.5
0	0.0	0.5
0	0.0	0.5
6	1.5	2.0
6	1.5	3.5
55	13.9	17.5
123	31.1	48.6
131	33.2	81.8
56	14.2	95.9
11	2.8	98.7
5	1.3	100.0

	All	KSF	mKS	DME	ODR	Q	COR	lCG	PCH	CPA
N	395	94	53	50	41	32	26	26	19	13
N > DL	393	94	53	50	39	32	26	26	19	13
Missing	72	14	2	8	12	7	5	3	9	4
Mean	12.74	8.14	8.79	14.18	15.35	14.61	19.28	7.86	26.84	19.72
Median	9.30	5.80	6.50	12.40	14.60	12.50	13.50	6.40	16.40	8.80
Mode	4.40	4.40	2.20	10.20	14.60	4.70	17.90	1.10	33.70	2.80
Range	109.3	53.9	30.5	37.7	42.4	56.1	70.4	25.7	101.1	106.6
St Dev	12.98	6.95	7.35	7.60	9.05	12.01	15.71	5.79	26.03	30.62
Coef Var	1.019	0.854	0.836	0.536	0.590	0.822	0.815	0.736	0.970	1.553
Log Mean	0.962	0.824	0.823	1.082	1.043	1.050	1.173	0.755	1.284	0.983
Geo Mean	9.17	6.67	6.65	12.07	11.04	11.23	14.90	5.69	19.25	9.61
Log StDv	0.364	0.255	0.325	0.270	0.522	0.327	0.318	0.401	0.348	0.488
Log CVar	0.378	0.309	0.396	0.250	0.500	0.311	0.271	0.532	0.271	0.497
Percntls										
Minimum	0.1	1.1	0.8	2.2	0.1	1.4	2.4	0.7	6.1	2.8
10th	3.8	3.7	2.5	6.1	5.8	4.3	7.3	1.1	6.9	2.8
20th	4.7	4.4	3.9	7.9	7.6	5.5	9.5	2.9	9.3	3.8
30th	6.2	4.6	4.5	9.7	9.1	9.0	10.3	4.2	9.8	4.2
40th	7.9	5.2	5.2	10.6	11.8	9.9	11.0	4.9	14.9	5.0
50th	9.3	5.8	6.5	12.4	14.6	12.5	13.5	6.4	16.4	8.8
60th	11.0	7.0	7.1	15.7	15.2	13.0	17.9	9.0	20.7	9.0
70th	14.1	8.6	8.4	17.9	17.9	14.9	18.2	9.6	22.8	9.2
80th	17.5	10.1	9.4	18.7	21.2	18.8	26.2	11.5	33.7	12.0
85th	19.4	11.6	15.7	20.9	26.0	19.4	28.9	12.0	41.2	28.0
90th	23.4	13.6	19.4	21.9	28.5	22.5	36.9	12.1	42.5	55.3
95th	31.3	19.3	23.6	29.2	28.9	34.7	46.1	17.8	76.5	55.3
98th	47.1	23.7	30.0	29.7	31.3	47.1	46.1	17.8	107.2	109.4
99th	72.8	31.3	30.0	39.9	42.5	57.5	72.8	26.4	107.2	109.4
Maximum	109.4	55.0	31.3	39.9	42.5	57.5	72.8	26.4	107.2	109.4

Arsenic (As)

Stream Sediment

number of values	: 395
units	: ppm
detection limit	: 0.1
analytical method	: ICPMS

Arsenic by ICPMS

Summary Statistics

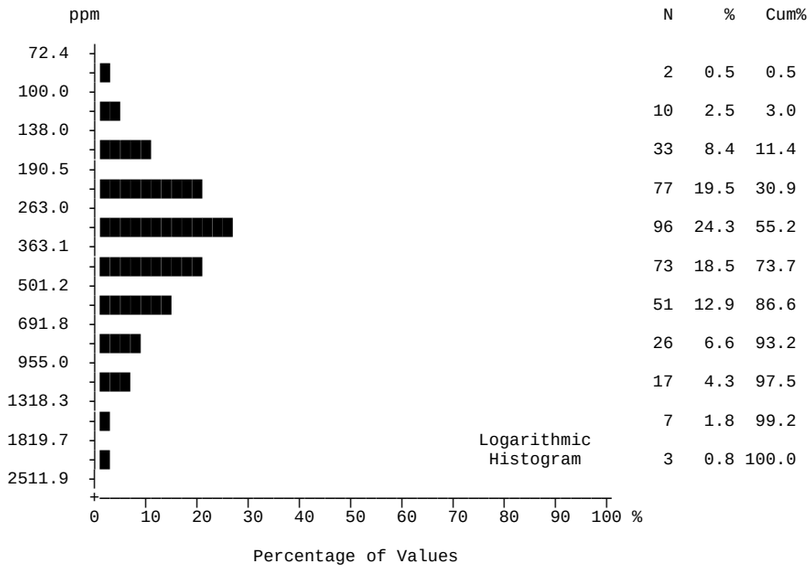

N	%	Cum%
2	0.5	0.5
10	2.5	3.0
33	8.4	11.4
77	19.5	30.9
96	24.3	55.2
73	18.5	73.7
51	12.9	86.6
26	6.6	93.2
17	4.3	97.5
7	1.8	99.2
3	0.8	100.0

	All	KSF	mKS	DME	ODR	Q	COR	lCG	PCH	CPA
N	395	94	53	50	41	32	26	26	19	13
N > DL	395	94	53	50	41	32	26	26	19	13
Missing	72	14	2	8	12	7	5	3	9	4
Mean	432.29	352.61	277.51	667.21	578.62	501.77	291.01	305.94	395.14	460.10
Median	337.80	309.10	239.90	520.10	519.60	424.90	280.10	242.30	301.70	362.00
Mode	153.20	461.20	87.10	138.20	88.30	145.50	177.30	115.30	117.60	188.00
Range	2340.4	2297.2	874.1	1997.3	1291.7	1617.6	323.5	1359.2	1092.8	697.5
St Dev	315.06	245.13	163.75	418.89	302.97	309.61	95.03	309.88	316.97	232.79
Coef Var	0.729	0.695	0.590	0.628	0.524	0.617	0.327	1.013	0.802	0.506
Log Mean	2.557	2.504	2.388	2.747	2.711	2.636	2.443	2.385	2.498	2.612
Geo Mean	360.21	318.92	244.25	558.45	514.03	432.84	277.24	242.58	315.11	408.99
Log StDv	0.250	0.172	0.212	0.264	0.217	0.236	0.136	0.254	0.283	0.220
Log CVar	0.980	0.069	0.089	0.096	0.080	0.089	0.056	0.106	0.113	0.084
Percntls										
Minimum	87.1	130.3	87.1	138.2	88.3	145.5	177.3	115.3	117.6	188.0
10th	181.4	215.3	137.1	288.7	309.0	216.7	184.3	144.4	147.7	188.0
20th	228.5	244.2	158.3	337.2	373.2	249.8	195.8	149.3	187.2	268.4
30th	259.7	259.6	180.2	387.8	399.9	289.3	224.8	179.3	216.4	281.4
40th	297.6	289.4	209.0	432.2	439.8	394.7	227.0	201.1	241.2	282.8
50th	337.8	309.1	239.9	520.1	519.6	424.9	280.1	242.3	301.7	362.0
60th	392.3	327.3	256.7	601.4	536.2	471.4	291.7	247.6	309.1	410.0
70th	453.7	359.2	272.0	816.4	556.0	592.3	305.6	248.4	345.1	610.1
80th	556.9	398.1	336.3	955.5	709.5	747.4	393.2	260.3	453.7	624.8
85th	624.8	451.7	389.7	1076.7	754.2	758.3	401.9	274.7	556.9	686.6
90th	784.5	547.5	509.7	1161.2	1197.5	781.5	408.3	306.5	732.2	803.5
95th	1038.2	586.2	532.4	1391.3	1269.8	844.2	460.5	1161.5	1165.3	803.5
98th	1326.9	619.4	694.4	1784.8	1326.3	847.7	460.5	1161.5	1210.4	885.5
99th	1763.1	687.1	694.4	2135.5	1380.0	1763.1	500.8	1474.5	1210.4	885.5
Maximum	2427.5	2427.5	961.2	2135.5	1380.0	1763.1	500.8	1474.5	1210.4	885.5

Barium (Ba)

Stream Sediment

number of values	: 395
units	: ppm
detection limit	: 0.5
analytical method	: ICPMS

Barium by ICPMS

Summary Statistics

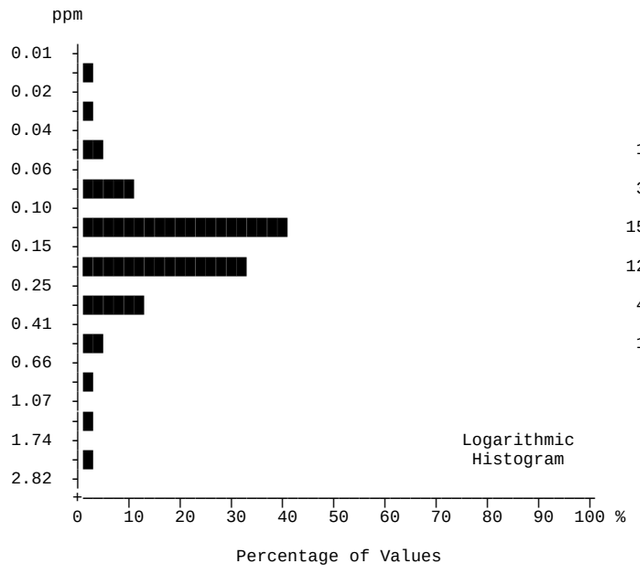

N	%	Cum%
3	0.8	0.8
5	1.3	2.0
12	3.0	5.1
34	8.6	13.7
153	38.7	52.4
122	30.9	83.3
44	11.1	94.4
16	4.1	98.5
3	0.8	99.2
1	0.3	99.5
2	0.5	100.0

	All	KSF	mKS	DME	ODR	Q	COR	lCG	PCH	CPA
N	395	94	53	50	41	32	26	26	19	13
N > DL	392	93	53	49	40	32	26	26	19	13
Missing	72	14	2	8	12	7	5	3	9	4
Mean	0.19	0.17	0.25	0.18	0.23	0.16	0.23	0.20	0.27	0.09
Median	0.15	0.15	0.15	0.16	0.16	0.13	0.18	0.15	0.18	0.09
Mode	0.15	0.16	0.10	0.12	0.12	0.08	0.18	0.15	0.18	0.09
Range	2.58	0.94	2.57	0.41	2.11	0.39	1.29	0.46	0.84	0.17
St Dev	0.20	0.12	0.36	0.09	0.32	0.09	0.24	0.11	0.20	0.05
Coef Var	1.050	0.700	1.452	0.481	1.389	0.572	1.036	0.555	0.747	0.570
Log Mean	-0.807	-0.833	-0.763	-0.793	-0.778	-0.855	-0.727	-0.769	-0.643	-1.116
Geo Mean	0.16	0.15	0.17	0.16	0.17	0.14	0.19	0.17	0.23	0.08
Log StDv	0.264	0.224	0.328	0.241	0.322	0.237	0.240	0.261	0.235	0.256
Log CVar	-0.327	-0.269	-0.429	-0.304	-0.413	-0.277	-0.330	-0.340	-0.365	-0.229
Percntls										
Minimum	0.02	0.02	0.03	0.02	0.02	0.05	0.06	0.03	0.12	0.03
10th	0.08	0.08	0.08	0.11	0.08	0.07	0.11	0.08	0.13	0.03
20th	0.11	0.11	0.10	0.12	0.11	0.08	0.14	0.12	0.15	0.05
30th	0.12	0.13	0.11	0.13	0.12	0.09	0.15	0.14	0.16	0.05
40th	0.14	0.14	0.13	0.15	0.14	0.12	0.16	0.15	0.18	0.06
50th	0.15	0.15	0.15	0.16	0.16	0.13	0.18	0.15	0.18	0.09
60th	0.16	0.16	0.16	0.18	0.18	0.16	0.19	0.19	0.19	0.09
70th	0.18	0.17	0.18	0.20	0.20	0.18	0.21	0.24	0.25	0.09
80th	0.22	0.18	0.30	0.24	0.26	0.22	0.22	0.27	0.32	0.10
85th	0.27	0.20	0.36	0.26	0.29	0.23	0.22	0.28	0.37	0.15
90th	0.31	0.26	0.43	0.28	0.33	0.26	0.28	0.29	0.44	0.15
95th	0.43	0.31	0.57	0.38	0.48	0.27	0.36	0.43	0.53	0.15
98th	0.58	0.45	0.76	0.40	0.58	0.39	0.36	0.43	0.96	0.20
99th	0.96	0.62	0.76	0.43	2.13	0.44	1.35	0.49	0.96	0.20
Maximum	2.60	0.96	2.60	0.43	2.13	0.44	1.35	0.49	0.96	0.20

Bismuth (Bi)

Stream Sediment

number of values : 395
units : ppm
detection limit : 0.02
analytical method : ICPMS

Bismuth by ICPMS

Summary Statistics

Histograms are not calculated for variables with fewer than 15 samples above the detection limit.

	All
N	395
N > DL	1
Missing	72
Mean	20.0
Median	20.0
Mode	20.0
Range	12
St Dev	0.60
Coef Var	0.030
Log Mean	1.302
Geo Mean	20.0
Log StDv	0.010
Log CVar	0.008
Percntls	
Minimum	20
10th	20
20th	20
30th	20
40th	20
50th	20
60th	20
70th	20
80th	20
85th	20
90th	20
95th	20
98th	20
99th	20
Maximum	32

Boron (B)

Stream Sediment

number of values : 395
units : ppm
detection limit : 20
analytical method : ICPMS

Boron by ICPMS

Summary Statistics

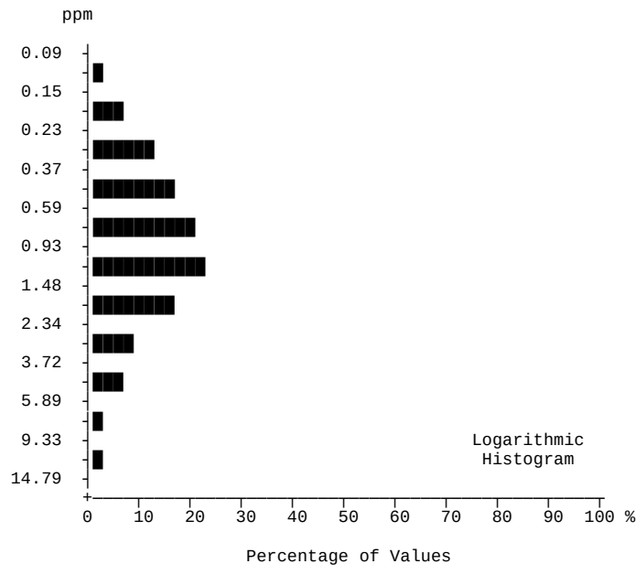

N	%	Cum%
2	0.5	0.5
17	4.3	4.8
44	11.1	15.9
62	15.7	31.6
73	18.5	50.1
82	20.8	70.9
61	15.4	86.3
29	7.3	93.7
17	4.3	98.0
6	1.5	99.5
2	0.5	100.0

	All	KSF	mKS	DME	ODR	Q	COR	lCG	PCH	CPA
N	395	94	53	50	41	32	26	26	19	13
N > DL	395	94	53	50	41	32	26	26	19	13
Missing	72	14	2	8	12	7	5	3	9	4
Mean	1.36	0.73	0.71	1.51	2.84	1.54	2.06	0.85	1.72	1.09
Median	0.92	0.58	0.48	1.22	1.82	1.09	1.27	0.56	0.79	0.97
Mode	0.28	0.28	0.42	1.80	1.45	1.02	0.87	0.15	0.52	0.30
Range	12.81	3.33	3.86	3.02	12.61	4.67	7.07	4.69	7.85	1.87
St Dev	1.49	0.55	0.70	0.74	2.78	1.16	1.90	1.07	2.00	0.69
Coef Var	1.098	0.758	0.987	0.494	0.976	0.754	0.925	1.256	1.161	0.630
Log Mean	-0.034	-0.230	-0.264	0.125	0.315	0.053	0.148	-0.252	0.022	-0.054
Geo Mean	0.92	0.59	0.54	1.33	2.07	1.13	1.41	0.56	1.05	0.88
Log StDv	0.372	0.279	0.291	0.223	0.338	0.370	0.388	0.372	0.428	0.307
Log CVar	-11.264	-1.217	-1.105	1.782	1.077	6.979	2.619	-1.477	20.386	-5.676
Percntls										
Minimum	0.12	0.12	0.17	0.30	0.32	0.21	0.29	0.15	0.16	0.30
10th	0.31	0.28	0.22	0.66	0.91	0.27	0.47	0.17	0.44	0.30
20th	0.44	0.33	0.32	0.95	1.04	0.46	0.59	0.28	0.52	0.40
30th	0.57	0.38	0.39	1.01	1.45	0.85	0.75	0.32	0.54	0.43
40th	0.71	0.49	0.45	1.11	1.56	1.02	0.87	0.45	0.61	0.71
50th	0.92	0.58	0.48	1.22	1.82	1.09	1.27	0.56	0.79	0.97
60th	1.10	0.68	0.58	1.52	2.22	1.33	1.68	0.60	0.90	1.01
70th	1.45	0.77	0.72	1.80	2.81	2.14	2.10	0.64	1.22	1.30
80th	1.89	0.95	0.86	2.10	3.61	2.44	3.89	0.94	2.51	1.59
85th	2.29	1.13	0.95	2.34	4.51	2.46	3.89	1.04	3.25	1.94
90th	2.84	1.45	1.11	2.43	5.00	2.80	4.05	1.33	3.96	2.17
95th	4.03	1.64	1.17	2.98	8.77	2.95	6.49	3.70	4.66	2.17
98th	5.00	2.07	3.32	3.32	11.91	4.33	6.49	3.70	8.01	2.17
99th	7.36	2.77	3.32	3.32	12.93	4.88	7.36	4.84	8.01	2.17
Maximum	12.93	3.45	4.03	3.32	12.93	4.88	7.36	4.84	8.01	2.17

Cadmium (Cd)

Stream Sediment

number of values : 395
units : ppm
detection limit : 0.01
analytical method : ICPMS

Cadmium by ICPMS

Summary Statistics

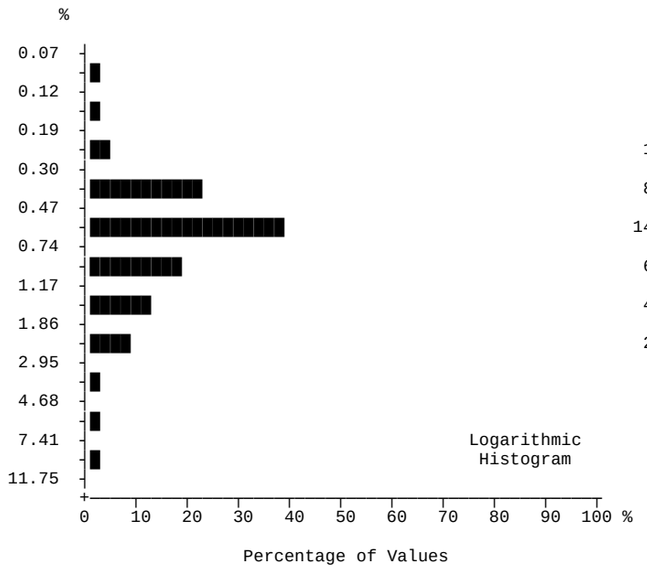

N	%	Cum%
1	0.3	0.3
1	0.3	0.5
11	2.8	3.3
81	20.5	23.8
149	37.7	61.5
66	16.7	78.2
46	11.6	89.9
29	7.3	97.2
8	2.0	99.2
2	0.5	99.7
1	0.3	100.0

	All	KSF	mKS	DME	ODR	Q	COR	lCG	PCH	CPA
N	395	94	53	50	41	32	26	26	19	13
N > DL	395	94	53	50	41	32	26	26	19	13
Missing	72	14	2	8	12	7	5	3	9	4
Mean	0.93	0.89	0.86	0.68	0.95	1.07	0.82	1.10	0.51	1.84
Median	0.65	0.63	0.63	0.53	0.60	0.80	0.70	0.69	0.46	1.84
Mode	0.55	0.40	0.63	0.36	0.38	0.55	0.41	0.43	0.39	0.37
Range	8.25	8.10	1.91	3.18	4.27	1.98	3.34	3.67	0.79	3.45
St Dev	0.83	1.02	0.56	0.54	0.88	0.59	0.65	0.93	0.21	1.12
Coef Var	0.895	1.146	0.645	0.798	0.930	0.548	0.792	0.839	0.415	0.610
Log Mean	-0.134	-0.151	-0.140	-0.248	-0.140	-0.031	-0.155	-0.117	-0.322	0.170
Geo Mean	0.73	0.71	0.72	0.57	0.72	0.93	0.70	0.76	0.48	1.48
Log StDv	0.277	0.250	0.255	0.243	0.296	0.231	0.219	0.406	0.163	0.323
Log CVar	-2.081	-1.664	-1.819	-0.982	-2.116	-7.687	-1.415	-3.504	-0.505	1.910
Percntls										
Minimum	0.08	0.23	0.30	0.24	0.21	0.35	0.36	0.08	0.27	0.37
10th	0.37	0.38	0.33	0.32	0.37	0.52	0.41	0.19	0.29	0.37
20th	0.43	0.45	0.43	0.35	0.43	0.55	0.43	0.39	0.35	0.71
30th	0.53	0.54	0.54	0.38	0.50	0.63	0.46	0.43	0.39	0.98
40th	0.59	0.59	0.59	0.45	0.54	0.69	0.55	0.46	0.43	1.15
50th	0.65	0.63	0.63	0.53	0.60	0.80	0.70	0.69	0.46	1.84
60th	0.73	0.70	0.71	0.60	0.70	0.85	0.72	1.23	0.48	1.86
70th	0.94	0.82	0.86	0.66	0.83	1.29	0.75	1.27	0.52	2.60
80th	1.24	1.03	1.27	0.91	1.04	1.70	0.98	1.68	0.65	2.77
85th	1.45	1.14	1.56	1.02	1.47	1.70	0.99	1.85	0.67	2.91
90th	1.87	1.39	1.91	1.05	2.30	2.00	1.00	2.39	0.67	3.20
95th	2.37	1.89	1.98	1.67	2.61	2.13	1.41	2.72	0.95	3.20
98th	3.42	2.27	2.20	2.08	3.16	2.23	1.41	2.72	1.06	3.82
99th	3.82	5.82	2.20	3.42	4.48	2.33	3.70	3.75	1.06	3.82
Maximum	8.33	8.33	2.21	3.42	4.48	2.33	3.70	3.75	1.06	3.82

Calcium (Ca)

Stream Sediment

number of values : 395
units : %
detection limit : 0.01
analytical method : ICPMS

Calcium by ICPMS

Summary Statistics

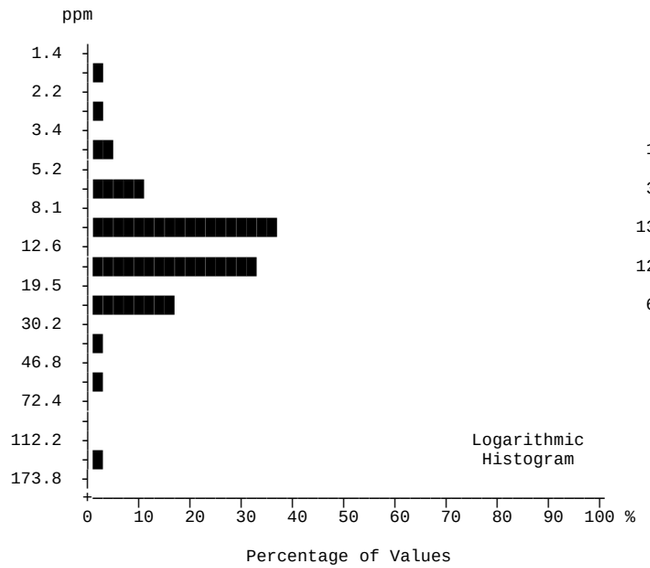

N	%	Cum%
1	0.3	0.3
8	2.0	2.3
13	3.3	5.6
37	9.4	14.9
139	35.2	50.1
125	31.6	81.8
62	15.7	97.5
7	1.8	99.2
1	0.3	99.5
0	0.0	99.5
2	0.5	100.0

	All	KSF	mKS	DME	ODR	Q	COR	lCG	PCH	CPA
N	395	94	53	50	41	32	26	26	19	13
N > DL	395	94	53	50	41	32	26	26	19	13
Missing	72	14	2	8	12	7	5	3	9	4
Mean	14.55	11.71	11.03	12.51	14.72	12.79	19.42	15.93	15.02	30.98
Median	12.50	11.30	10.20	11.90	13.40	11.80	20.00	15.50	13.90	23.80
Mode	9.40	13.80	7.70	8.60	9.90	8.70	20.00	14.50	13.30	3.00
Range	163.9	18.1	22.6	19.2	26.0	23.5	36.7	33.0	18.4	162.9
St Dev	11.83	3.70	4.63	4.10	6.11	5.98	8.18	8.62	4.74	43.17
Coef Var	0.813	0.316	0.420	0.328	0.415	0.468	0.421	0.541	0.315	1.393
Log Mean	1.097	1.043	1.006	1.072	1.121	1.047	1.250	1.123	1.155	1.216
Geo Mean	12.51	11.05	10.14	11.79	13.21	11.14	17.77	13.28	14.28	16.44
Log StDv	0.229	0.158	0.186	0.158	0.226	0.254	0.193	0.290	0.146	0.508
Log CVar	0.209	0.151	0.185	0.148	0.201	0.243	0.154	0.259	0.126	0.418
Percntls										
Minimum	2.0	2.9	2.0	3.3	2.5	2.3	7.3	3.7	6.1	3.0
10th	7.0	6.8	6.2	7.6	7.7	3.7	8.5	3.9	9.4	3.0
20th	8.9	9.1	7.7	9.4	9.4	7.0	11.0	6.2	11.2	4.8
30th	10.0	9.7	8.2	9.9	10.7	9.8	15.4	10.0	12.9	5.8
40th	11.3	10.7	9.4	11.0	12.4	10.8	15.7	12.2	13.3	8.2
50th	12.5	11.3	10.2	11.9	13.4	11.8	20.0	15.5	13.9	23.8
60th	13.8	12.3	11.0	12.9	15.9	14.3	20.1	17.0	14.8	26.2
70th	15.7	13.2	11.8	14.0	18.0	15.3	23.5	21.0	16.3	28.4
80th	18.5	14.0	12.8	15.7	20.9	17.7	24.9	23.3	18.1	31.5
85th	20.9	15.3	13.6	17.4	21.4	18.3	25.3	25.0	18.5	34.4
90th	22.7	17.1	17.6	18.3	22.3	21.1	25.9	25.1	22.5	52.1
95th	25.8	17.8	21.3	20.0	23.8	21.6	29.6	27.7	22.5	52.1
98th	34.4	19.2	22.7	20.1	25.0	24.0	29.6	27.7	24.5	165.9
99th	44.0	20.7	22.7	22.5	28.5	25.8	44.0	36.7	24.5	165.9
Maximum	165.9	21.0	24.6	22.5	28.5	25.8	44.0	36.7	24.5	165.9

Chromium (Cr)
Stream Sediment

number of values : 395
units : ppm
detection limit : 0.5
analytical method : ICPMS

Chromium by ICPMS

Summary Statistics

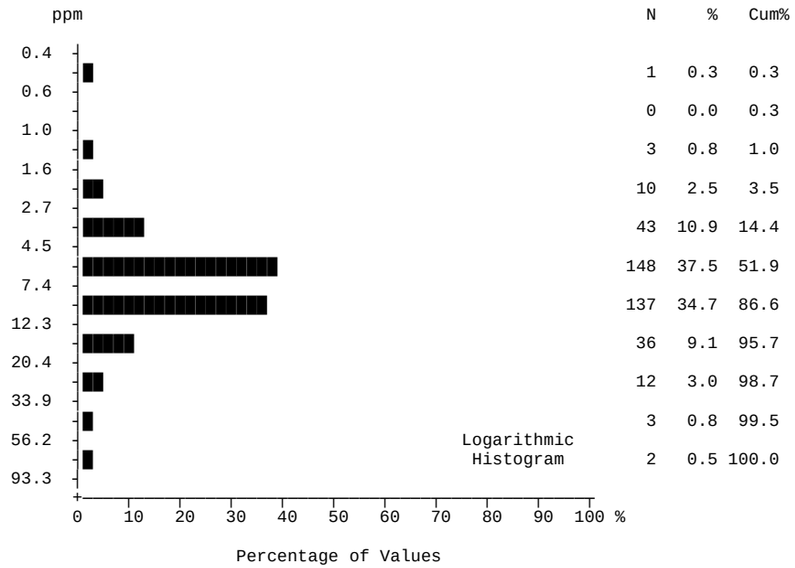

	N	%	Cum%
	1	0.3	0.3
	0	0.0	0.3
	3	0.8	1.0
	10	2.5	3.5
	43	10.9	14.4
	148	37.5	51.9
	137	34.7	86.6
	36	9.1	95.7
	12	3.0	98.7
	3	0.8	99.5
	2	0.5	100.0

	All	KSF	mKS	DME	ODR	Q	COR	lCG	PCH	CPA
N	395	94	53	50	41	32	26	26	19	13
N > DL	395	94	53	50	41	32	26	26	19	13
Missing	72	14	2	8	12	7	5	3	9	4
Mean	8.72	6.94	5.19	11.55	12.35	9.09	8.39	9.78	9.84	11.20
Median	7.40	7.00	4.70	9.80	8.80	6.90	7.50	7.50	8.90	8.50
Mode	4.50	5.60	4.50	4.50	5.40	5.00	6.00	8.20	3.80	8.50
Range	76.8	29.3	9.9	57.1	76.8	33.2	19.3	33.6	15.1	20.9
St Dev	6.82	3.15	1.96	8.71	13.09	6.58	3.79	7.86	4.04	6.58
Coef Var	0.782	0.454	0.378	0.755	1.059	0.723	0.452	0.803	0.411	0.587
Log Mean	0.866	0.810	0.687	0.989	0.961	0.873	0.890	0.885	0.958	0.983
Geo Mean	7.34	6.46	4.86	9.76	9.13	7.46	7.76	7.68	9.08	9.63
Log StDv	0.245	0.166	0.161	0.242	0.342	0.272	0.171	0.306	0.180	0.249
Log CVar	0.284	0.204	0.235	0.244	0.356	0.312	0.192	0.345	0.188	0.253
Percntls										
Minimum	0.5	1.8	1.6	2.6	0.5	1.7	3.5	1.4	3.8	3.6
10th	3.9	3.9	3.2	4.5	4.4	3.6	4.8	3.1	5.1	3.6
20th	4.8	5.0	3.8	6.2	6.2	4.5	6.0	4.5	6.1	7.4
30th	5.8	5.8	4.2	7.7	6.9	5.0	6.6	5.7	7.1	7.8
40th	6.6	6.5	4.5	8.9	7.6	5.1	7.1	6.5	8.5	8.3
50th	7.4	7.0	4.7	9.8	8.8	6.9	7.5	7.5	8.9	8.5
60th	8.2	7.2	5.1	10.4	10.1	8.4	8.3	8.2	9.8	8.7
70th	9.0	7.9	5.6	12.1	11.8	9.8	8.9	9.1	10.9	9.0
80th	10.7	8.3	6.4	14.3	14.7	12.7	10.1	12.2	12.3	14.6
85th	11.8	8.4	6.5	15.6	15.8	13.8	10.4	12.5	12.6	19.0
90th	14.3	8.8	8.3	16.2	19.1	15.5	11.0	13.6	12.9	21.4
95th	18.9	9.5	8.5	25.6	22.8	18.0	13.1	26.9	18.2	21.4
98th	25.6	10.7	10.8	29.4	49.8	20.8	13.1	26.9	18.9	24.5
99th	34.9	10.8	10.8	59.7	77.3	34.9	22.8	35.0	18.9	24.5
Maximum	77.3	31.1	11.5	59.7	77.3	34.9	22.8	35.0	18.9	24.5

Cobalt (Co)

Stream Sediment

number of values	: 395
units	: ppm
detection limit	: 0.1
analytical method	: ICPMS

Cobalt by ICPMS

Summary Statistics

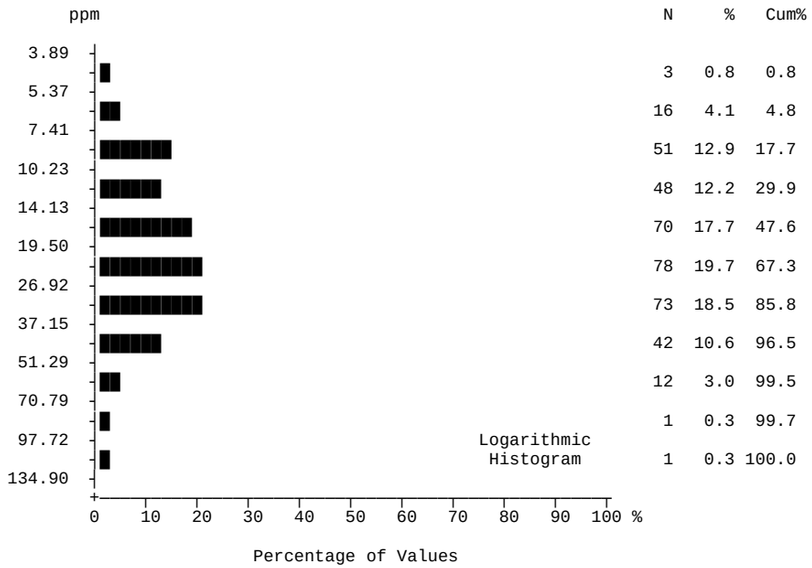

ppm	N	%	Cum%
3.89	3	0.8	0.8
5.37	16	4.1	4.8
7.41	51	12.9	17.7
10.23	48	12.2	29.9
14.13	70	17.7	47.6
19.50	78	19.7	67.3
26.92	73	18.5	85.8
37.15	42	10.6	96.5
51.29	12	3.0	99.5
70.79	1	0.3	99.7
97.72	1	0.3	100.0
134.90			

	All	KSF	mKS	DME	ODR	Q	COR	lCG	PCH	CPA
N	395	94	53	50	41	32	26	26	19	13
N > DL	395	94	53	50	41	32	26	26	19	13
Missing	72	14	2	8	12	7	5	3	9	4
Mean	22.86	13.48	14.54	27.90	38.13	25.15	23.23	20.29	32.09	28.50
Median	20.35	12.32	11.96	28.12	36.43	24.62	23.68	18.05	29.92	27.02
Mode	7.63	7.63	4.47	8.39	7.45	5.09	5.40	8.64	5.53	12.32
Range	98.11	24.23	48.14	44.42	95.13	42.32	35.74	31.87	64.04	35.01
St Dev	13.40	5.12	8.75	9.72	17.98	12.12	9.72	8.33	16.87	12.15
Coef Var	0.586	0.380	0.602	0.349	0.471	0.482	0.419	0.411	0.526	0.426
Log Mean	1.288	1.100	1.101	1.417	1.534	1.337	1.317	1.274	1.436	1.416
Geo Mean	19.39	12.59	12.62	26.15	34.19	21.72	20.76	18.79	27.31	26.05
Log StDv	0.254	0.162	0.225	0.164	0.213	0.260	0.230	0.174	0.277	0.195
Log CVar	0.197	0.147	0.205	0.116	0.139	0.194	0.175	0.137	0.193	0.138
Percntls										
Minimum	4.47	4.54	4.47	8.39	7.45	5.09	5.40	8.64	5.53	12.32
10th	8.76	7.80	6.83	15.79	16.28	7.99	8.54	10.44	9.90	12.32
20th	10.83	8.98	8.18	19.55	23.86	11.57	14.50	12.59	15.46	15.93
30th	14.13	9.96	9.25	21.66	26.78	17.00	18.00	16.80	23.86	18.97
40th	17.00	10.74	10.69	24.53	29.62	22.57	19.23	17.37	24.88	19.22
50th	20.35	12.32	11.96	28.12	36.43	24.62	23.68	18.05	29.92	27.02
60th	24.01	13.75	13.39	28.89	38.41	27.12	26.36	20.49	33.34	30.75
70th	27.28	15.61	15.88	31.60	42.80	30.75	27.67	21.49	35.39	33.76
80th	31.94	17.26	18.96	35.22	49.81	38.95	31.94	25.93	44.48	34.45
85th	35.39	19.00	22.39	37.81	55.57	39.53	32.65	26.70	46.48	45.13
90th	40.61	20.31	24.60	41.81	57.28	39.88	33.00	26.75	48.38	45.31
95th	47.41	23.65	29.50	44.78	63.81	42.03	39.92	39.41	61.65	45.31
98th	57.28	25.00	33.88	48.05	73.93	45.82	39.92	39.41	69.57	47.33
99th	62.96	27.07	33.88	52.81	102.58	47.41	41.14	40.51	69.57	47.33
Maximum	102.58	28.77	52.61	52.81	102.58	47.41	41.14	40.51	69.57	47.33

Copper (Cu)

Stream Sediment

number of values	: 395
units	: ppm
detection limit	: 0.01
analytical method	: ICPMS

Copper by ICPMS

Summary Statistics

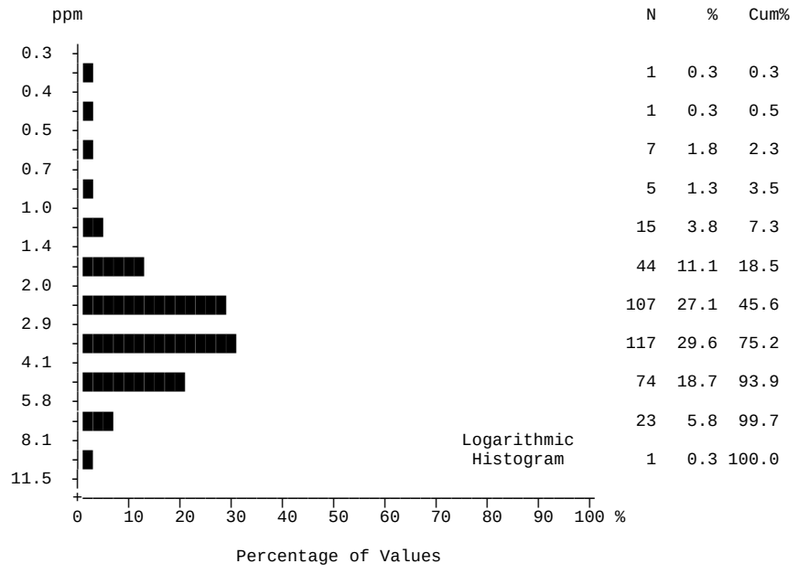

N	%	Cum%
1	0.3	0.3
1	0.3	0.5
7	1.8	2.3
5	1.3	3.5
15	3.8	7.3
44	11.1	18.5
107	27.1	45.6
117	29.6	75.2
74	18.7	93.9
23	5.8	99.7
1	0.3	100.0

	All	KSF	mKS	DME	ODR	Q	COR	lCG	PCH	CPA
N	395	94	53	50	41	32	26	26	19	13
N > DL	395	94	53	50	41	32	26	26	19	13
Missing	72	14	2	8	12	7	5	3	9	4
Mean	3.23	4.18	3.62	2.47	2.67	2.93	3.56	2.90	3.33	2.04
Median	3.00	4.30	3.70	2.20	2.40	2.80	3.40	2.90	3.30	1.90
Mode	2.40	4.30	3.50	2.10	2.20	2.70	3.10	2.90	2.50	0.70
Range	8.3	8.0	5.7	5.0	4.6	5.0	4.4	5.3	3.0	3.9
St Dev	1.42	1.74	1.30	0.91	1.09	1.20	1.01	1.21	0.86	1.22
Coef Var	0.440	0.417	0.358	0.367	0.408	0.410	0.284	0.419	0.257	0.600
Log Mean	0.463	0.575	0.526	0.364	0.387	0.423	0.536	0.415	0.509	0.212
Geo Mean	2.91	3.76	3.35	2.31	2.44	2.65	3.43	2.60	3.23	1.63
Log StDv	0.214	0.218	0.183	0.165	0.200	0.216	0.119	0.224	0.113	0.334
Log CVar	0.462	0.380	0.349	0.455	0.517	0.511	0.222	0.541	0.222	1.577
Percntls										
Minimum	0.3	0.6	0.9	0.6	0.7	0.7	2.0	0.6	1.9	0.3
10th	1.7	1.8	1.6	1.7	1.1	1.1	2.4	1.2	2.3	0.3
20th	2.1	2.4	2.4	1.8	1.7	2.1	2.8	1.5	2.5	0.7
30th	2.4	2.9	2.7	2.0	2.1	2.6	3.1	2.5	2.8	1.2
40th	2.7	3.6	3.5	2.1	2.2	2.7	3.1	2.7	3.0	1.3
50th	3.0	4.3	3.7	2.2	2.4	2.8	3.4	2.9	3.3	1.9
60th	3.4	4.7	4.0	2.4	2.9	3.0	3.5	3.2	3.3	2.2
70th	3.7	5.4	4.3	2.7	3.3	3.1	3.6	3.2	3.5	2.3
80th	4.4	5.9	4.6	3.0	3.6	3.7	4.3	3.5	3.9	3.0
85th	4.8	6.0	4.8	3.4	3.7	4.0	4.4	3.9	4.1	3.5
90th	5.4	6.5	5.4	3.4	3.9	4.4	4.9	3.9	4.7	3.5
95th	5.9	6.8	5.5	4.4	4.6	4.9	5.3	5.0	4.8	3.5
98th	6.5	7.1	6.4	4.6	4.8	5.5	5.3	5.0	4.9	4.2
99th	7.0	7.1	6.4	5.6	5.3	5.7	6.4	5.9	4.9	4.2
Maximum	8.6	8.6	6.6	5.6	5.3	5.7	6.4	5.9	4.9	4.2

Gallium (Ga)

Stream Sediment

number of values	: 395
units	: ppm
detection limit	: 0.1
analytical method	: ICPMS

Gallium by ICPMS

Summary Statistics

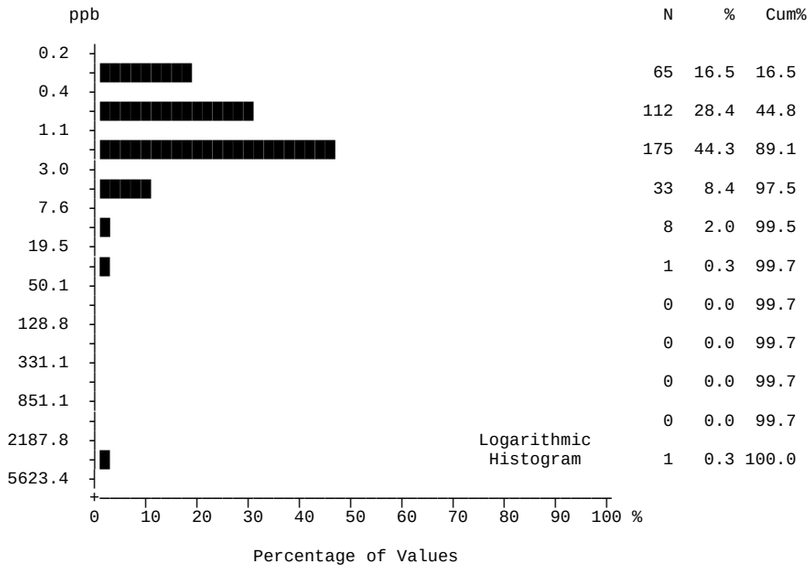

	N	%	Cum%
	65	16.5	16.5
	112	28.4	44.8
	175	44.3	89.1
	33	8.4	97.5
	8	2.0	99.5
	1	0.3	99.7
	0	0.0	99.7
	0	0.0	99.7
	0	0.0	99.7
	0	0.0	99.7
	1	0.3	100.0

	All	KSF	mKS	DME	ODR	Q	COR	lCG	PCH	CPA
N	395	94	53	50	41	32	26	26	19	13
N > DL	347	66	48	48	37	27	23	26	19	12
Missing	72	14	2	8	12	7	5	3	9	4
Mean	7.95	1.17	1.54	2.07	1.65	2.00	95.95	3.18	2.17	1.96
Median	1.30	0.70	1.00	1.70	1.50	1.70	1.20	1.10	1.70	1.60
Mode	0.20	0.20	0.20	1.00	0.20	0.20	0.20	1.10	1.30	0.80
Range	2445.5	7.9	12.2	14.5	7.4	12.0	2445.5	46.2	3.9	5.6
St Dev	123.00	1.54	1.95	1.99	1.21	2.21	479.26	9.00	1.05	1.46
Coef Var	15.474	1.317	1.266	0.961	0.732	1.108	4.995	2.830	0.483	0.742
Log Mean	0.064	-0.180	-0.004	0.220	0.115	0.112	0.216	0.109	0.294	0.177
Geo Mean	1.16	0.66	0.99	1.66	1.30	1.29	1.64	1.28	1.97	1.50
Log StDv	0.435	0.451	0.394	0.291	0.334	0.439	0.767	0.414	0.191	0.361
Log CVar	6.793	-2.522	-131.466	1.328	2.929	3.958	3.566	3.835	0.649	2.050
Percntls										
Minimum	0.2	0.2	0.2	0.2	0.2	0.2	0.2	0.4	1.0	0.2
10th	0.2	0.2	0.2	0.9	0.2	0.2	0.2	0.6	1.3	0.2
20th	0.6	0.2	0.5	1.1	0.9	0.6	0.7	0.7	1.3	0.8
30th	0.9	0.2	0.7	1.4	1.0	1.1	1.0	0.9	1.5	1.1
40th	1.1	0.4	0.8	1.6	1.3	1.3	1.1	0.9	1.6	1.2
50th	1.3	0.7	1.0	1.7	1.5	1.7	1.2	1.1	1.7	1.6
60th	1.5	0.9	1.1	2.0	1.6	1.8	1.4	1.1	1.8	1.7
70th	1.8	1.2	1.4	2.2	1.8	2.0	1.6	1.3	2.1	1.8
80th	2.2	1.6	1.8	2.6	2.3	2.6	1.9	1.5	3.1	2.6
85th	2.6	1.9	2.5	2.7	2.6	2.6	2.7	1.5	3.2	3.1
90th	3.1	2.3	3.2	2.8	2.7	3.0	5.8	2.1	3.4	3.2
95th	4.5	3.5	3.8	3.4	2.8	3.1	9.8	8.8	3.5	3.2
98th	8.0	7.4	6.5	3.8	3.0	6.2	9.8	8.8	4.9	5.8
99th	12.2	7.5	6.5	14.7	7.6	12.2	2445.7	46.6	4.9	5.8
Maximum	2445.7	8.1	12.4	14.7	7.6	12.2	2445.7	46.6	4.9	5.8

Gold (Au)

Stream Sediment

number of values	: 395
units	: ppb
detection limit	: 0.2
analytical method	: ICPMS

Gold by ICPMS

Summary Statistics

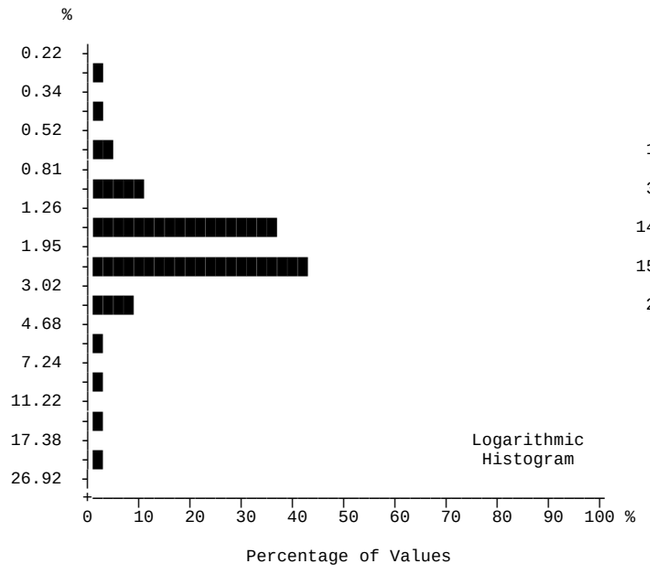

N	%	Cum%
1	0.3	0.3
5	1.3	1.5
10	2.5	4.1
38	9.6	13.7
141	35.7	49.4
159	40.3	89.6
26	6.6	96.2
4	1.0	97.2
5	1.3	98.5
3	0.8	99.2
3	0.8	100.0

	All	KSF	mKS	DME	ODR	Q	COR	lCG	PCH	CPA
N	395	94	53	50	41	32	26	26	19	13
N > DL	395	94	53	50	41	32	26	26	19	13
Missing	72	14	2	8	12	7	5	3	9	4
Mean	2.33	2.42	1.53	2.49	3.35	2.55	2.06	1.87	2.20	3.29
Median	1.96	2.29	1.48	2.19	2.22	1.93	1.68	1.58	2.09	1.63
Mode	1.31	2.73	1.17	1.48	1.26	1.93	1.65	1.31	1.49	0.68
Range	25.48	25.19	3.33	9.83	12.36	19.96	5.64	5.80	1.65	16.98
St Dev	2.21	2.51	0.58	1.62	3.06	3.36	1.17	1.25	0.53	4.64
Coef Var	0.949	1.039	0.381	0.648	0.914	1.318	0.568	0.669	0.242	1.407
Log Mean	0.291	0.327	0.155	0.346	0.409	0.288	0.271	0.182	0.331	0.309
Geo Mean	1.96	2.12	1.43	2.22	2.56	1.94	1.87	1.52	2.14	2.04
Log StDv	0.228	0.179	0.166	0.192	0.303	0.274	0.181	0.298	0.103	0.385
Log CVar	0.783	0.549	1.071	0.555	0.742	0.954	0.671	1.649	0.312	1.250
Percntls										
Minimum	0.33	0.62	0.35	0.86	0.33	0.45	0.85	0.40	1.49	0.68
10th	1.17	1.25	0.90	1.30	1.39	1.06	1.23	0.44	1.51	0.68
20th	1.39	1.69	1.08	1.50	1.59	1.31	1.49	0.62	1.73	1.20
30th	1.61	1.86	1.17	1.79	1.92	1.54	1.64	1.31	1.76	1.22
40th	1.79	2.05	1.34	2.06	2.02	1.89	1.65	1.35	1.97	1.53
50th	1.96	2.29	1.48	2.19	2.22	1.93	1.68	1.58	2.09	1.63
60th	2.14	2.36	1.64	2.26	2.37	2.09	1.88	1.83	2.11	1.93
70th	2.34	2.50	1.70	2.49	2.80	2.14	2.12	2.01	2.35	1.94
80th	2.60	2.60	1.82	2.83	3.93	2.34	2.28	2.61	2.74	2.64
85th	2.76	2.72	1.87	3.07	4.27	2.63	2.31	2.67	2.87	2.75
90th	3.07	2.80	2.00	3.38	7.42	2.98	2.33	2.72	2.88	7.32
95th	4.01	3.06	2.40	3.90	11.48	3.97	4.95	4.01	3.14	7.32
98th	8.27	3.31	3.45	8.27	12.49	4.59	4.95	4.01	3.14	17.66
99th	12.49	4.18	3.45	10.69	12.69	20.41	6.49	6.20	3.14	17.66
Maximum	25.81	25.81	3.68	10.69	12.69	20.41	6.49	6.20	3.14	17.66

Iron (Fe)

Stream Sediment

number of values	: 395
units	: %
detection limit	: 0.01
analytical method	: ICPMS

Iron by ICPMS

Summary Statistics

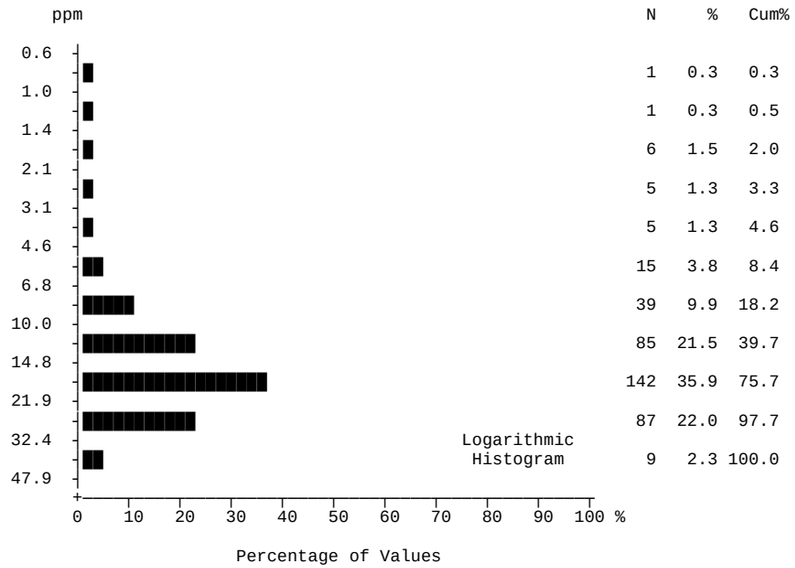

	N	%	Cum%
	1	0.3	0.3
	1	0.3	0.5
	6	1.5	2.0
	5	1.3	3.3
	5	1.3	4.6
	15	3.8	8.4
	39	9.9	18.2
	85	21.5	39.7
	142	35.9	75.7
	87	22.0	97.7
	9	2.3	100.0

	All	KSF	mKS	DME	ODR	Q	COR	lCG	PCH	CPA
N	395	94	53	50	41	32	26	26	19	13
N > DL	395	94	53	50	41	32	26	26	19	13
Missing	72	14	2	8	12	7	5	3	9	4
Mean	16.74	21.21	21.59	11.16	13.02	16.63	18.11	15.31	16.73	9.35
Median	16.30	21.50	20.60	10.80	12.70	14.90	15.50	16.10	15.30	12.10
Mode	19.30	19.30	15.70	15.60	9.30	13.90	13.00	19.30	12.30	2.20
Range	42.5	26.1	41.4	25.9	23.6	29.6	17.7	23.7	17.4	18.7
St Dev	7.32	5.35	8.51	5.48	6.64	7.54	5.73	5.98	5.05	6.25
Coef Var	0.437	0.252	0.394	0.491	0.510	0.453	0.316	0.391	0.302	0.669
Log Mean	1.167	1.309	1.291	0.984	1.029	1.176	1.236	1.132	1.204	0.832
Geo Mean	14.70	20.38	19.56	9.64	10.70	15.00	17.23	13.55	15.99	6.79
Log StDv	0.253	0.133	0.223	0.262	0.325	0.208	0.141	0.256	0.136	0.403
Log CVar	0.217	0.101	0.172	0.267	0.316	0.177	0.114	0.226	0.113	0.485
Percntls										
Minimum	0.8	6.4	1.9	1.4	0.8	4.7	10.0	2.0	8.5	1.6
10th	7.5	13.5	11.7	4.2	3.1	6.3	10.6	5.6	9.9	1.6
20th	10.5	17.1	15.7	6.6	7.4	11.3	13.0	8.1	12.3	2.2
30th	13.0	19.3	18.4	7.6	8.8	12.3	13.7	13.3	14.1	2.2
40th	14.8	20.5	19.3	9.5	9.7	13.9	15.0	14.9	14.4	4.5
50th	16.3	21.5	20.6	10.8	12.7	14.9	15.5	16.1	15.3	12.1
60th	18.5	23.0	22.0	11.7	14.1	16.3	19.4	18.1	16.7	12.9
70th	20.5	24.0	23.5	13.2	18.3	17.6	21.8	18.5	19.0	13.3
80th	22.9	25.0	26.1	15.6	19.3	22.8	24.1	20.1	21.0	13.8
85th	24.1	25.9	27.1	16.5	20.8	24.8	24.3	20.2	22.3	14.3
90th	25.7	27.8	32.8	17.3	22.1	25.9	25.2	20.5	23.4	14.5
95th	27.8	28.2	38.4	19.6	23.5	31.0	27.2	22.6	24.1	14.5
98th	32.5	31.7	42.0	25.7	23.6	33.6	27.2	22.6	25.9	20.3
99th	38.0	32.3	42.0	27.3	24.4	34.3	27.7	25.7	25.9	20.3
Maximum	43.3	32.5	43.3	27.3	24.4	34.3	27.7	25.7	25.9	20.3

Lanthanum (La)

Stream Sediment

number of values : 395
units : ppm
detection limit : 0.5
analytical method : ICPMS

Lanthanum by ICPMS

Summary Statistics

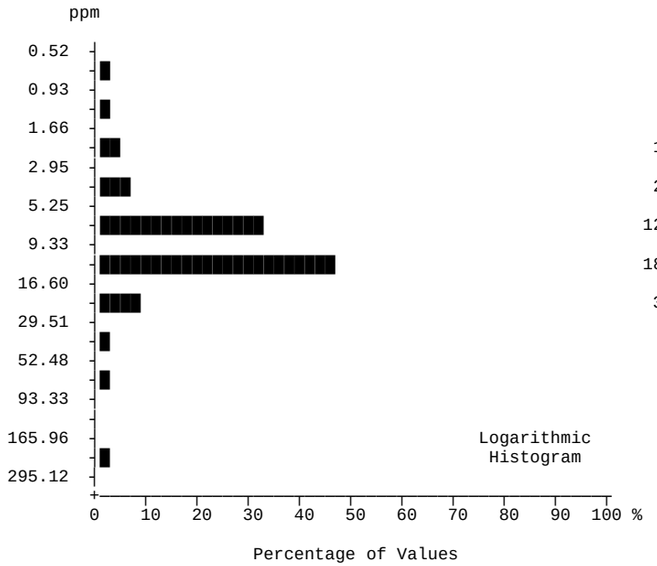

N	%	Cum%
2	0.5	0.5
6	1.5	2.0
16	4.1	6.1
24	6.1	12.2
124	31.4	43.5
181	45.8	89.4
32	8.1	97.5
8	2.0	99.5
1	0.3	99.7
0	0.0	99.7
1	0.3	100.0

	All	KSF	mKS	DME	ODR	Q	COR	lCG	PCH	CPA
N	395	94	53	50	41	32	26	26	19	13
N > DL	395	94	53	50	41	32	26	26	19	13
Missing	72	14	2	8	12	7	5	3	9	4
Mean	11.29	9.63	9.48	11.63	11.27	10.61	15.58	6.79	25.81	7.00
Median	10.00	9.74	8.41	10.90	11.24	9.74	12.45	6.27	15.43	7.87
Mode	9.02	7.80	7.09	11.50	12.82	2.02	3.59	9.32	7.89	1.36
Range	174.33	17.38	41.28	28.25	41.87	18.22	50.47	13.02	167.02	22.02
St Dev	10.34	3.05	6.11	4.96	6.45	4.70	11.02	3.71	37.06	5.94
Coef Var	0.916	0.317	0.645	0.427	0.573	0.444	0.707	0.546	1.436	0.849
Log Mean	0.973	0.952	0.910	1.020	0.993	0.968	1.112	0.748	1.256	0.704
Geo Mean	9.40	8.95	8.13	10.48	9.83	9.30	12.94	5.59	18.04	5.06
Log StDv	0.266	0.193	0.257	0.220	0.243	0.252	0.263	0.304	0.303	0.376
Log CVar	0.273	0.203	0.282	0.216	0.245	0.260	0.236	0.407	0.242	0.535
Percntls										
Minimum	0.58	0.89	0.58	1.53	1.15	2.02	3.59	1.33	7.89	1.36
10th	4.74	5.59	4.49	5.65	4.74	2.82	6.80	1.56	8.45	1.36
20th	7.09	7.86	6.49	8.29	7.13	5.07	7.81	2.36	11.28	1.90
30th	8.10	8.29	6.70	9.60	7.93	9.34	8.25	5.16	13.36	2.23
40th	9.03	9.02	7.48	10.16	8.62	9.56	10.63	5.45	14.80	2.95
50th	10.00	9.74	8.41	10.90	11.24	9.74	12.45	6.27	15.43	7.87
60th	10.90	10.29	8.87	11.50	11.93	12.41	13.33	7.54	16.92	8.27
70th	12.21	10.71	10.02	12.84	12.91	12.79	16.41	9.19	17.96	9.02
80th	13.84	11.60	11.28	14.33	14.41	13.99	21.04	9.35	24.56	9.14
85th	14.70	12.74	12.01	16.48	14.88	14.08	21.35	10.57	25.14	9.32
90th	17.19	13.50	13.79	17.62	16.12	16.64	23.11	11.79	31.03	9.64
95th	21.70	14.31	14.33	19.50	17.54	17.21	38.10	12.15	42.00	9.64
98th	29.78	14.68	24.02	21.70	18.03	19.60	38.10	12.15	174.91	23.38
99th	41.86	15.36	24.02	29.78	43.02	20.24	54.06	14.35	174.91	23.38
Maximum	174.91	18.27	41.86	29.78	43.02	20.24	54.06	14.35	174.91	23.38

Lead (Pb)

Stream Sediment

number of values	: 395
units	: ppm
detection limit	: 0.01
analytical method	: ICPMS

Lead by ICPMS

Summary Statistics

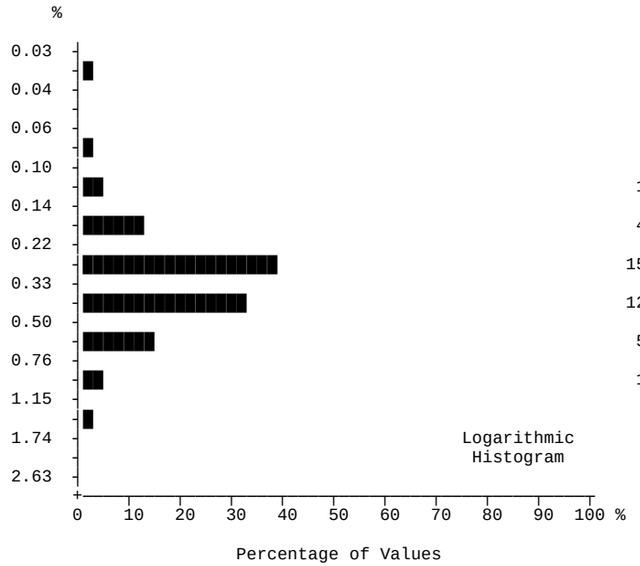

N	%	Cum%
1	0.3	0.3
0	0.0	0.3
2	0.5	0.8
10	2.5	3.3
46	11.6	14.9
150	38.0	52.9
120	30.4	83.3
53	13.4	96.7
11	2.8	99.5
1	0.3	99.7
0	0.0	99.7

	All	KSF	mKS	DME	ODR	Q	COR	lCG	PCH	CPA
N	395	94	53	50	41	32	26	26	19	13
N > DL	395	94	53	50	41	32	26	26	19	13
Missing	72	14	2	8	12	7	5	3	9	4
Mean	0.36	0.35	0.31	0.30	0.35	0.35	0.41	0.36	0.38	0.64
Median	0.33	0.35	0.30	0.28	0.33	0.34	0.34	0.34	0.32	0.53
Mode	0.34	0.33	0.25	0.25	0.18	0.34	0.32	0.17	0.27	0.10
Range	2.62	0.64	0.42	0.45	0.60	0.54	0.75	0.48	0.58	2.56
St Dev	0.21	0.13	0.08	0.11	0.16	0.13	0.17	0.12	0.14	0.65
Coef Var	0.563	0.363	0.265	0.363	0.446	0.380	0.412	0.331	0.365	1.005
Log Mean	-0.485	-0.486	-0.529	-0.549	-0.504	-0.492	-0.421	-0.472	-0.443	-0.324
Geo Mean	0.33	0.33	0.30	0.28	0.31	0.32	0.38	0.34	0.36	0.47
Log StDv	0.198	0.184	0.116	0.149	0.238	0.173	0.167	0.150	0.142	0.343
Log CVar	-0.410	-0.380	-0.220	-0.272	-0.473	-0.352	-0.397	-0.320	-0.321	-1.059
Percntls										
Minimum	0.04	0.07	0.13	0.15	0.04	0.12	0.17	0.17	0.21	0.10
10th	0.19	0.18	0.21	0.18	0.17	0.15	0.24	0.20	0.25	0.10
20th	0.23	0.25	0.25	0.20	0.19	0.24	0.28	0.25	0.27	0.30
30th	0.27	0.29	0.26	0.22	0.25	0.27	0.31	0.30	0.30	0.34
40th	0.30	0.33	0.27	0.25	0.27	0.31	0.32	0.32	0.31	0.45
50th	0.33	0.35	0.30	0.28	0.33	0.34	0.34	0.34	0.32	0.53
60th	0.35	0.38	0.31	0.30	0.35	0.36	0.37	0.38	0.35	0.55
70th	0.40	0.41	0.34	0.33	0.46	0.37	0.51	0.40	0.43	0.56
80th	0.47	0.44	0.37	0.37	0.51	0.40	0.53	0.45	0.46	0.60
85th	0.52	0.47	0.39	0.41	0.55	0.42	0.56	0.46	0.48	0.62
90th	0.57	0.52	0.41	0.45	0.58	0.57	0.59	0.50	0.51	0.98
95th	0.65	0.59	0.43	0.54	0.60	0.62	0.66	0.55	0.57	0.98
98th	0.82	0.64	0.48	0.54	0.63	0.63	0.66	0.55	0.79	2.66
99th	0.97	0.66	0.48	0.60	0.64	0.66	0.92	0.65	0.79	2.66
Maximum	2.66	0.71	0.55	0.60	0.64	0.66	0.92	0.65	0.79	2.66

Magnesium (Mg)
Stream Sediment

number of values : 395
units : %
detection limit : 0.01
analytical method : ICPMS

Magnesium by ICPMS

Summary Statistics

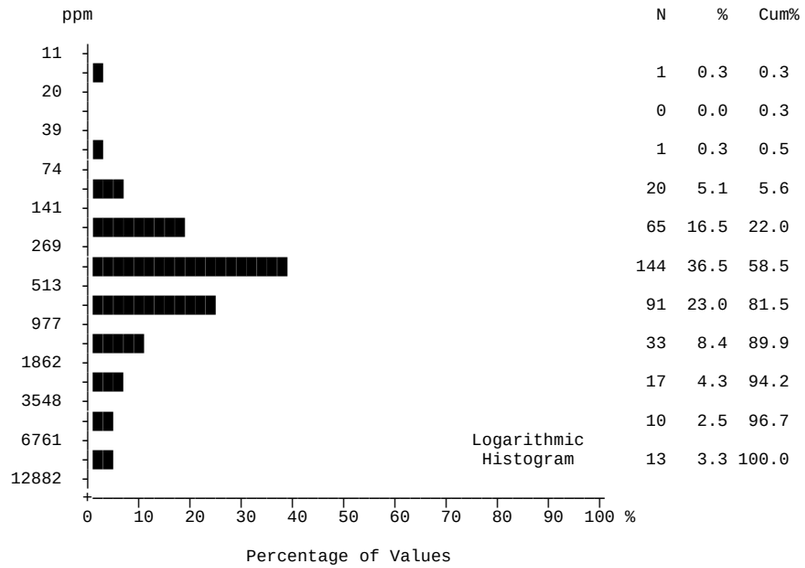

ppm	N	%	Cum%
11	1	0.3	0.3
20	0	0.0	0.3
39	1	0.3	0.5
74	20	5.1	5.6
141	65	16.5	22.0
269	144	36.5	58.5
513	91	23.0	81.5
977	33	8.4	89.9
1862	17	4.3	94.2
3548	10	2.5	96.7
6761	13	3.3	100.0
12882			

	All	KSF	mKS	DME	ODR	Q	COR	lCG	PCH	CPA
N	395	94	53	50	41	32	26	26	19	13
N > DL	395	94	53	50	41	32	26	26	19	13
Missing	72	14	2	8	12	7	5	3	9	4
Mean	1001.0	772.1	826.4	1277.5	1448.5	1418.9	694.5	1158.7	399.4	2033.0
Median	450.0	469.0	321.0	468.0	641.0	478.0	434.0	351.0	378.0	566.0
Mode	213.0	217.0	316.0	63.0	16.0	103.0	136.0	84.0	149.0	851.0
Range	9984	9873	7653	9937	9984	9897	3439	9916	601	9741
St Dev	1838.91	1288.17	1481.17	2320.13	2260.44	2420.10	706.18	2616.25	158.61	3546.65
Coef Var	1.837	1.668	1.792	1.816	1.561	1.706	1.017	2.258	0.397	1.745
Log Mean	2.714	2.698	2.626	2.778	2.819	2.809	2.716	2.631	2.566	2.915
Geo Mean	518.1	498.5	422.7	599.6	659.1	643.9	519.9	427.7	368.0	822.2
Log StDv	0.426	0.339	0.423	0.475	0.558	0.493	0.310	0.515	0.188	0.520
Log CVar	0.157	0.126	0.161	0.171	0.198	0.176	0.114	0.196	0.073	0.178
Percntls										
Minimum	16	127	88	63	16	103	136	84	149	259
10th	194	201	170	194	150	195	272	98	171	259
20th	254	280	217	269	231	254	322	136	282	356
30th	321	359	254	361	313	293	368	261	318	366
40th	371	403	282	403	391	394	407	275	346	372
50th	450	469	321	468	641	478	434	351	378	566
60th	530	524	351	594	732	587	457	530	403	694
70th	645	593	528	744	1215	859	527	588	450	851
80th	883	717	593	1186	1520	1036	808	831	485	851
85th	1215	889	912	2082	2194	1867	1058	846	508	1251
90th	1867	1289	1779	2208	3662	3323	1225	854	594	10000
95th	3762	1683	3400	9805	5167	5506	1835	10000	658	10000
98th	10000	4113	6210	10000	10000	9203	1835	10000	750	10000
99th	10000	6566	6210	10000	10000	10000	3575	10000	750	10000
Maximum	10000	10000	7741	10000	10000	10000	3575	10000	750	10000

Manganese (Mn)

Stream Sediment

number of values	: 395
units	: ppm
detection limit	: 1
analytical method	: ICPMS

Manganese by ICPMS

Summary Statistics

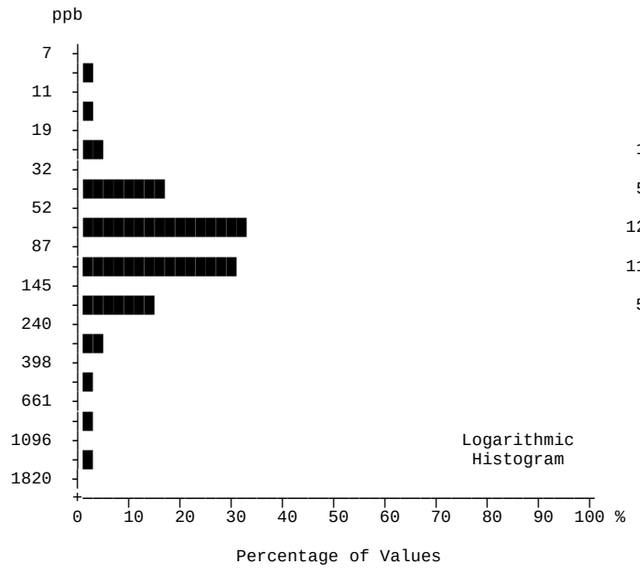

	N	%	Cum%
	1	0.3	0.3
	7	1.8	2.0
	15	3.8	5.8
	57	14.4	20.3
	123	31.1	51.4
	118	29.9	81.3
	55	13.9	95.2
	9	2.3	97.5
	5	1.3	98.7
	3	0.8	99.5
	2	0.5	100.0

	All	KSF	mKS	DME	ODR	Q	COR	lCG	PCH	CPA
N	395	94	53	50	41	32	26	26	19	13
N > DL	395	94	53	50	41	32	26	26	19	13
Missing	72	14	2	8	12	7	5	3	9	4
Mean	114.0	136.7	69.6	101.7	122.0	119.1	66.5	62.8	77.3	163.2
Median	86.0	107.0	50.0	89.0	100.0	114.0	62.0	58.0	51.0	100.0
Mode	58.0	70.0	14.0	64.0	104.0	114.0	24.0	58.0	39.0	41.0
Range	1792	1120	253	276	1031	229	99	107	330	675
St Dev	140.71	136.41	52.14	51.36	156.52	54.12	27.96	31.45	75.83	179.57
Coef Var	1.234	0.998	0.749	0.505	1.283	0.454	0.421	0.500	0.981	1.100
Log Mean	1.935	2.038	1.746	1.953	1.992	2.020	1.781	1.735	1.755	2.069
Geo Mean	86.2	109.3	55.7	89.8	98.2	104.8	60.4	54.3	56.9	117.2
Log StDv	0.298	0.263	0.288	0.229	0.224	0.249	0.202	0.261	0.334	0.334
Log CVar	0.154	0.129	0.165	0.117	0.112	0.123	0.113	0.150	0.190	0.161
Percntls										
Minimum	11	31	14	16	45	14	24	11	12	41
10th	38	50	25	60	58	58	30	32	25	41
20th	51	68	33	66	67	70	35	37	35	69
30th	64	76	38	69	72	86	47	42	39	82
40th	73	92	42	79	81	96	58	47	39	92
50th	86	107	50	89	100	114	62	58	51	100
60th	100	119	62	99	104	121	68	61	53	112
70th	114	154	80	109	110	143	82	66	84	125
80th	138	172	87	144	121	165	93	99	96	138
85th	159	181	107	150	136	166	95	109	97	226
90th	181	196	128	158	138	184	101	109	133	283
95th	226	263	167	197	167	204	111	114	174	283
98th	458	512	207	226	213	223	111	114	342	716
99th	716	513	207	292	1076	243	123	118	342	716
Maximum	1803	1151	267	292	1076	243	123	118	342	716

Mercury (Hg)

Stream Sediment

number of values	: 395
units	: ppb
detection limit	: 5
analytical method	: ICPMS

Mercury by ICPMS

Summary Statistics

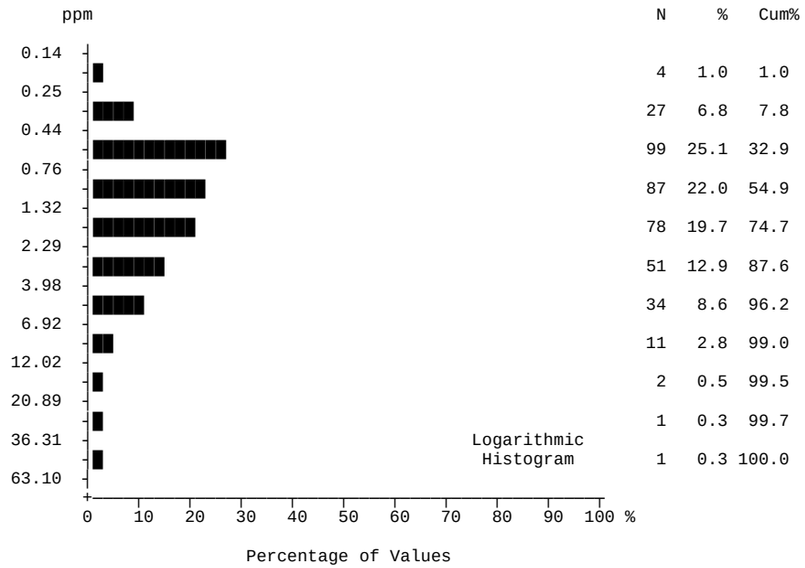

N	%	Cum%
4	1.0	1.0
27	6.8	7.8
99	25.1	32.9
87	22.0	54.9
78	19.7	74.7
51	12.9	87.6
34	8.6	96.2
11	2.8	99.0
2	0.5	99.5
1	0.3	99.7
1	0.3	100.0

	All	KSF	mKS	DME	ODR	Q	COR	lCG	PCH	CPA
N	395	94	53	50	41	32	26	26	19	13
N > DL	395	94	53	50	41	32	26	26	19	13
Missing	72	14	2	8	12	7	5	3	9	4
Mean	2.09	1.06	0.99	2.37	5.13	1.87	2.96	2.32	1.53	1.96
Median	1.15	0.72	0.71	2.03	3.09	1.60	1.36	0.66	1.07	1.23
Mode	0.61	0.61	0.33	1.35	2.95	0.26	1.09	0.41	0.48	0.47
Range	40.37	7.03	6.18	5.19	27.87	4.51	9.29	40.31	5.64	8.52
St Dev	3.12	1.10	0.97	1.39	5.07	1.28	2.56	7.83	1.56	2.26
Coef Var	1.493	1.035	0.980	0.589	0.989	0.686	0.865	3.379	1.022	1.157
Log Mean	0.119	-0.084	-0.116	0.302	0.566	0.154	0.291	-0.139	0.054	0.138
Geo Mean	1.32	0.82	0.76	2.01	3.68	1.43	1.96	0.73	1.13	1.38
Log StDv	0.387	0.272	0.289	0.258	0.349	0.347	0.426	0.448	0.313	0.340
Log CVar	3.278	-3.276	-2.492	0.855	0.616	2.253	1.463	-3.244	5.898	2.463
Percntls										
Minimum	0.15	0.24	0.15	0.55	0.52	0.26	0.31	0.21	0.48	0.47
10th	0.48	0.46	0.33	0.81	1.60	0.40	0.69	0.28	0.49	0.47
20th	0.61	0.53	0.47	1.26	2.10	0.62	0.75	0.38	0.57	0.72
30th	0.72	0.58	0.56	1.51	2.29	0.99	1.08	0.42	0.72	0.77
40th	0.95	0.64	0.64	1.68	2.76	1.22	1.09	0.47	0.91	1.03
50th	1.15	0.72	0.71	2.03	3.09	1.60	1.36	0.66	1.07	1.23
60th	1.53	0.82	0.77	2.27	3.88	1.89	3.44	0.72	1.08	1.30
70th	2.05	0.98	0.94	2.51	5.75	2.08	3.92	0.77	1.24	1.40
80th	2.95	1.15	1.19	3.44	6.84	2.91	5.63	0.95	1.38	1.60
85th	3.44	1.31	1.42	4.32	9.96	3.47	5.85	0.97	1.82	2.98
90th	4.58	1.75	1.71	4.63	10.35	3.60	5.95	1.03	2.34	3.06
95th	6.12	3.00	2.17	5.51	12.30	4.31	7.08	4.26	5.38	3.06
98th	9.60	4.82	3.26	5.56	14.94	4.37	7.08	4.26	6.12	8.99
99th	11.39	5.99	3.26	5.74	28.39	4.77	9.60	40.52	6.12	8.99
Maximum	40.52	7.27	6.33	5.74	28.39	4.77	9.60	40.52	6.12	8.99

Molybdenum (Mo)

Stream Sediment

number of values : 395
units : ppm
detection limit : 0.01
analytical method : ICPMS

Molybdenum by ICPMS

Summary Statistics

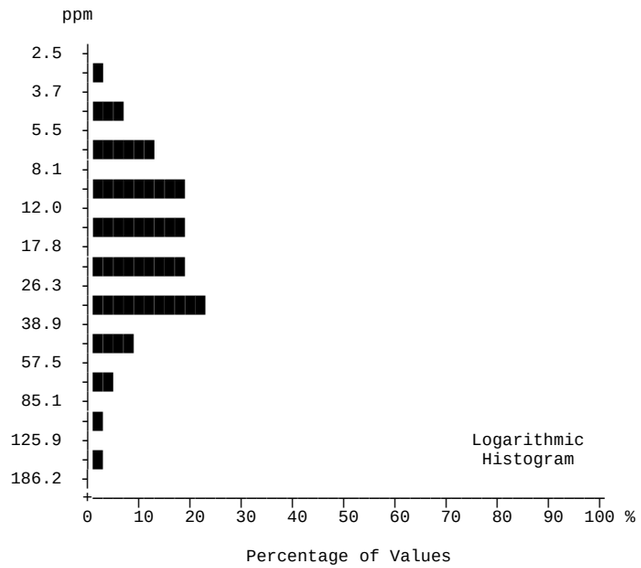

	N	%	Cum%
	2	0.5	0.5
	17	4.3	4.8
	41	10.4	15.2
	70	17.7	32.9
	66	16.7	49.6
	67	17.0	66.6
	83	21.0	87.6
	29	7.3	94.9
	13	3.3	98.2
	3	0.8	99.0
	4	1.0	100.0

	All	KSF	mKS	DME	ODR	Q	COR	lCG	PCH	CPA
N	395	94	53	50	41	32	26	26	19	13
N > DL	395	94	53	50	41	32	26	26	19	13
Missing	72	14	2	8	12	7	5	3	9	4
Mean	23.35	11.19	10.88	31.27	43.01	22.03	23.38	20.15	28.69	47.28
Median	18.10	9.80	9.80	29.20	31.40	20.80	24.00	16.70	23.00	32.20
Mode	8.00	13.70	8.00	26.10	27.80	6.70	6.50	15.60	20.00	15.70
Range	156.3	44.1	30.8	67.8	146.7	42.4	39.1	23.9	83.2	144.0
St Dev	20.51	5.91	5.80	13.41	31.98	12.47	11.53	7.44	19.73	40.53
Coef Var	0.878	0.528	0.533	0.429	0.743	0.566	0.493	0.369	0.688	0.857
Log Mean	1.251	1.005	0.988	1.455	1.532	1.259	1.309	1.272	1.372	1.571
Geo Mean	17.83	10.11	9.74	28.51	34.07	18.15	20.36	18.72	23.54	37.24
Log StDv	0.314	0.191	0.201	0.199	0.311	0.296	0.246	0.176	0.288	0.292
Log CVar	0.251	0.190	0.203	0.137	0.203	0.235	0.188	0.138	0.210	0.186
Percntls										
Minimum	3.4	4.0	3.4	6.4	4.3	3.9	6.5	7.7	4.3	15.7
10th	7.1	5.3	5.2	18.3	13.2	6.7	8.9	10.1	11.8	15.7
20th	9.1	7.0	7.4	20.6	21.9	9.3	9.8	14.1	13.0	22.3
30th	11.2	8.0	8.0	25.2	25.6	12.2	13.6	15.3	20.0	22.9
40th	13.9	9.1	8.5	27.4	27.9	16.4	19.6	15.6	20.5	28.7
50th	18.1	9.8	9.8	29.2	31.4	20.8	24.0	16.7	23.0	32.2
60th	23.2	11.2	10.4	31.5	40.2	23.6	25.0	23.2	24.1	39.9
70th	27.9	12.5	11.0	32.9	48.7	29.9	25.8	23.9	28.4	41.3
80th	32.1	13.9	11.7	34.7	58.7	31.9	36.5	27.6	32.3	43.9
85th	34.7	15.5	15.2	43.7	62.4	33.8	37.2	30.3	36.8	59.8
90th	41.9	16.9	18.1	45.4	70.5	41.6	38.5	30.5	49.4	100.4
95th	57.5	18.9	21.9	59.3	109.9	41.8	41.8	31.5	63.8	100.4
98th	74.2	22.8	27.1	70.6	146.1	41.9	41.8	31.5	87.5	159.7
99th	109.9	28.2	27.1	74.2	151.0	46.3	45.6	31.6	87.5	159.7
Maximum	159.7	48.1	34.2	74.2	151.0	46.3	45.6	31.6	87.5	159.7

Nickel (Ni)

Stream Sediment

number of values	: 395
units	: ppm
detection limit	: 0.1
analytical method	: ICPMS

Nickel by ICPMS

Summary Statistics

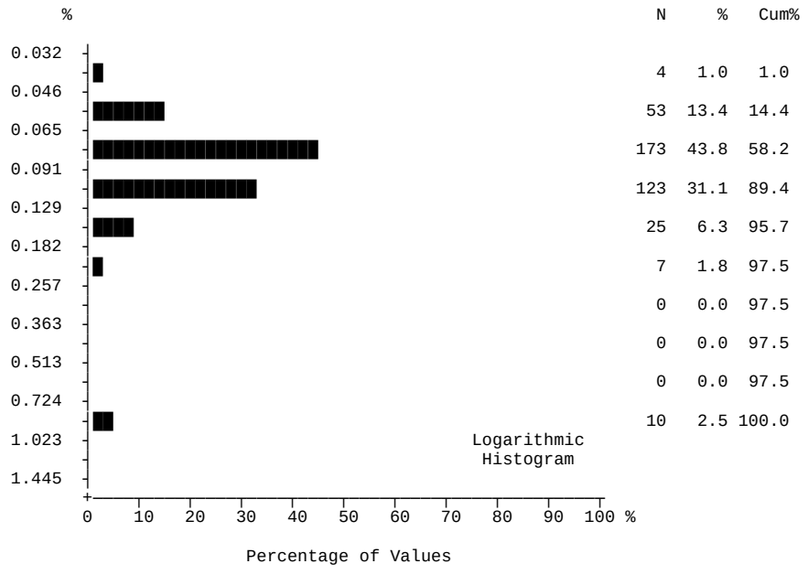

N	%	Cum%
4	1.0	1.0
53	13.4	14.4
173	43.8	58.2
123	31.1	89.4
25	6.3	95.7
7	1.8	97.5
0	0.0	97.5
0	0.0	97.5
0	0.0	97.5
10	2.5	100.0

	All	KSF	mKS	DME	ODR	Q	COR	lCG	PCH	CPA
N	395	94	53	50	41	32	26	26	19	13
N > DL	395	94	53	50	41	32	26	26	19	13
Missing	72	14	2	8	12	7	5	3	9	4
Mean	0.11	0.09	0.08	0.09	0.18	0.13	0.17	0.09	0.08	0.11
Median	0.09	0.07	0.08	0.08	0.10	0.10	0.10	0.08	0.08	0.11
Mode	0.07	0.06	0.08	0.07	0.09	0.10	0.07	0.06	0.09	0.10
Range	0.956	0.932	0.127	0.174	0.940	0.926	0.922	0.105	0.105	0.111
St Dev	0.14	0.09	0.03	0.03	0.27	0.16	0.24	0.02	0.03	0.03
Coef Var	1.268	1.088	0.313	0.397	1.463	1.190	1.408	0.253	0.327	0.228
Log Mean	-1.035	-1.110	-1.097	-1.087	-0.929	-0.959	-0.924	-1.079	-1.106	-0.970
Geo Mean	0.09	0.08	0.08	0.08	0.12	0.11	0.12	0.08	0.08	0.11
Log StDv	0.208	0.150	0.133	0.138	0.324	0.210	0.292	0.103	0.130	0.108
Log CVar	-0.201	-0.136	-0.121	-0.127	-0.349	-0.219	-0.316	-0.096	-0.118	-0.111
Percntls										
Minimum	0.034	0.048	0.034	0.053	0.050	0.064	0.068	0.052	0.043	0.056
10th	0.062	0.058	0.055	0.060	0.069	0.069	0.074	0.059	0.057	0.056
20th	0.068	0.063	0.066	0.065	0.075	0.082	0.081	0.069	0.063	0.096
30th	0.074	0.065	0.072	0.068	0.088	0.091	0.087	0.076	0.066	0.096
40th	0.080	0.069	0.077	0.070	0.092	0.100	0.089	0.078	0.069	0.106
50th	0.086	0.073	0.080	0.075	0.097	0.102	0.095	0.080	0.081	0.110
60th	0.092	0.077	0.083	0.080	0.102	0.107	0.107	0.088	0.084	0.113
70th	0.102	0.083	0.087	0.086	0.112	0.110	0.118	0.094	0.086	0.113
80th	0.112	0.092	0.095	0.095	0.128	0.123	0.125	0.097	0.092	0.120
85th	0.120	0.095	0.109	0.115	0.128	0.128	0.132	0.103	0.092	0.127
90th	0.130	0.107	0.118	0.132	0.160	0.136	0.147	0.108	0.093	0.127
95th	0.161	0.114	0.129	0.160	0.980	0.184	0.980	0.112	0.145	0.127
98th	0.980	0.132	0.151	0.182	0.990	0.233	0.980	0.112	0.148	0.167
99th	0.990	0.139	0.151	0.227	0.990	0.990	0.990	0.157	0.148	0.167
Maximum	0.990	0.980	0.161	0.227	0.990	0.990	0.990	0.157	0.148	0.167

Phosphorus (P)

Stream Sediment

number of values : 395
units : %
detection limit : 0.001
analytical method : ICPMS

Phosphorus by ICPMS

Summary Statistics

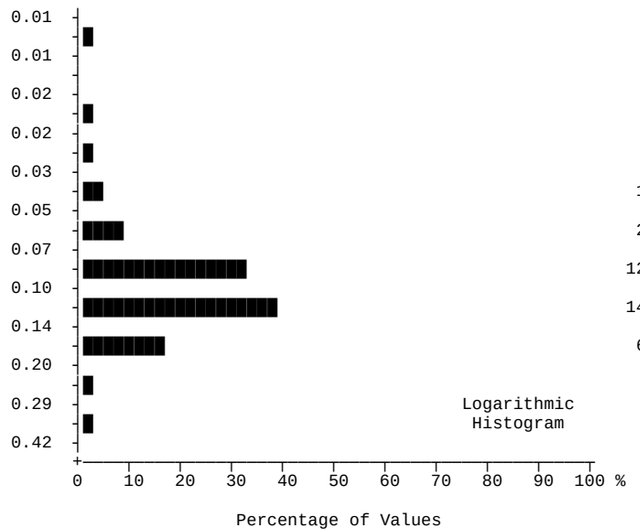

N	%	Cum%
1	0.3	0.3
0	0.0	0.3
5	1.3	1.5
5	1.3	2.8
13	3.3	6.1
29	7.3	13.4
124	31.4	44.8
144	36.5	81.3
63	15.9	97.2
7	1.8	99.0
3	0.8	99.7

	All	KSF	mKS	DME	ODR	Q	COR	lCG	PCH	CPA
N	395	94	53	50	41	32	26	26	19	13
N > DL	394	93	53	50	41	32	26	26	19	13
Missing	72	14	2	8	12	7	5	3	9	4
Mean	0.10	0.11	0.10	0.10	0.09	0.10	0.10	0.13	0.10	0.09
Median	0.10	0.10	0.10	0.10	0.09	0.10	0.08	0.08	0.11	0.07
Mode	0.10	0.09	0.07	0.09	0.08	0.09	0.07	0.08	0.11	0.07
Range	0.42	0.22	0.13	0.11	0.18	0.15	0.14	0.41	0.10	0.17
St Dev	0.05	0.04	0.03	0.03	0.04	0.03	0.04	0.12	0.03	0.05
Coef Var	0.444	0.318	0.343	0.266	0.413	0.342	0.411	0.915	0.261	0.555
Log Mean	-1.022	-0.978	-1.022	-1.027	-1.068	-1.043	-1.022	-1.047	-0.995	-1.111
Geo Mean	0.10	0.11	0.10	0.09	0.09	0.09	0.10	0.09	0.10	0.08
Log StDv	0.193	0.172	0.159	0.136	0.207	0.198	0.173	0.397	0.117	0.223
Log CVar	-0.189	-0.176	-0.155	-0.132	-0.194	-0.190	-0.169	-0.379	-0.118	-0.200
Percntls										
Minimum	0.01	0.01	0.04	0.03	0.02	0.02	0.05	0.02	0.06	0.03
10th	0.06	0.08	0.06	0.07	0.04	0.04	0.06	0.02	0.07	0.03
20th	0.07	0.09	0.07	0.08	0.06	0.07	0.07	0.04	0.08	0.05
30th	0.08	0.09	0.07	0.08	0.07	0.09	0.07	0.06	0.08	0.06
40th	0.09	0.10	0.08	0.09	0.08	0.09	0.07	0.08	0.10	0.07
50th	0.10	0.10	0.10	0.10	0.09	0.10	0.08	0.08	0.11	0.07
60th	0.11	0.11	0.11	0.10	0.10	0.10	0.11	0.10	0.11	0.08
70th	0.12	0.12	0.12	0.11	0.11	0.11	0.12	0.11	0.11	0.08
80th	0.13	0.14	0.14	0.12	0.13	0.13	0.15	0.23	0.13	0.08
85th	0.14	0.15	0.14	0.13	0.14	0.13	0.15	0.24	0.13	0.15
90th	0.15	0.16	0.14	0.13	0.14	0.13	0.15	0.32	0.14	0.15
95th	0.17	0.17	0.16	0.14	0.16	0.14	0.19	0.38	0.14	0.15
98th	0.20	0.19	0.17	0.14	0.16	0.15	0.19	0.38	0.16	0.20
99th	0.24	0.21	0.17	0.14	0.20	0.17	0.19	0.43	0.16	0.20
Maximum	0.43	0.23	0.17	0.14	0.20	0.17	0.19	0.43	0.16	0.20

Potassium (K)

Stream Sediment

number of values : 395
units : %
detection limit : 0.01
analytical method : ICPMS

Potassium by ICPMS

Summary Statistics

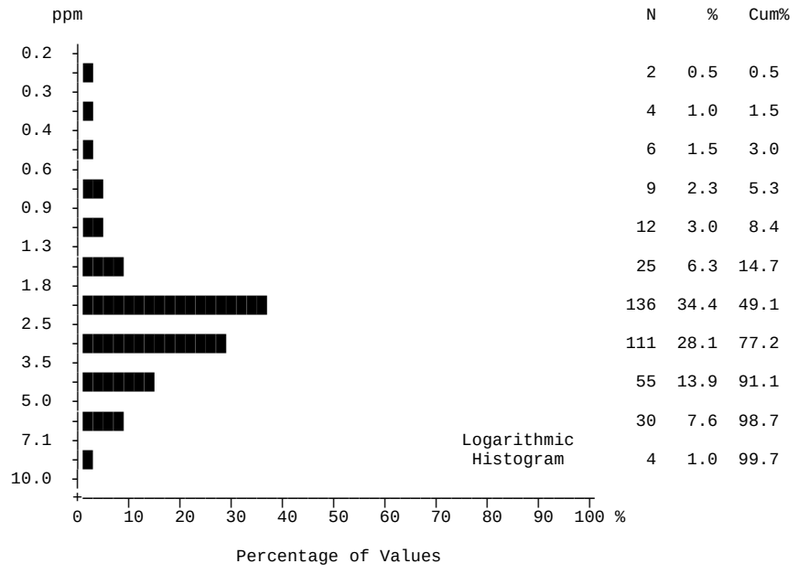

N	%	Cum%
2	0.5	0.5
4	1.0	1.5
6	1.5	3.0
9	2.3	5.3
12	3.0	8.4
25	6.3	14.7
136	34.4	49.1
111	28.1	77.2
55	13.9	91.1
30	7.6	98.7
4	1.0	99.7

	All	KSF	mKS	DME	ODR	Q	COR	lCG	PCH	CPA
N	395	94	53	50	41	32	26	26	19	13
N > DL	395	94	53	50	41	32	26	26	19	13
Missing	72	14	2	8	12	7	5	3	9	4
Mean	2.87	4.26	2.61	2.50	2.31	2.53	2.47	2.06	2.61	2.08
Median	2.60	4.10	2.70	2.40	2.10	2.50	2.30	2.10	2.70	1.90
Mode	2.50	3.60	1.90	2.40	1.80	2.50	2.00	2.10	2.40	0.80
Range	9.9	9.4	4.0	4.5	5.6	4.5	3.5	4.1	1.6	5.1
St Dev	1.41	1.75	0.91	0.86	1.08	0.98	0.88	1.14	0.41	1.57
Coef Var	0.492	0.410	0.349	0.343	0.467	0.387	0.358	0.554	0.156	0.754
Log Mean	0.403	0.585	0.379	0.373	0.320	0.361	0.368	0.226	0.411	0.173
Geo Mean	2.53	3.85	2.39	2.36	2.09	2.30	2.33	1.68	2.58	1.49
Log StDv	0.235	0.214	0.208	0.156	0.207	0.214	0.143	0.313	0.072	0.401
Log CVar	0.584	0.365	0.548	0.419	0.646	0.592	0.390	1.392	0.176	2.331
Percntls										
Minimum	0.3	0.8	0.3	0.8	0.4	0.5	1.4	0.4	1.7	0.3
10th	1.5	2.1	1.5	1.5	1.4	0.9	1.5	0.5	1.9	0.3
20th	1.9	2.8	1.9	1.9	1.7	1.9	1.7	0.6	2.4	0.6
30th	2.1	3.3	2.1	2.1	1.8	2.2	2.0	1.4	2.4	0.8
40th	2.4	3.6	2.4	2.2	1.9	2.4	2.0	1.9	2.5	0.8
50th	2.6	4.1	2.7	2.4	2.1	2.5	2.3	2.1	2.7	1.9
60th	2.8	4.5	2.9	2.5	2.3	2.5	2.4	2.2	2.7	2.1
70th	3.2	5.2	3.1	2.6	2.5	2.8	2.6	2.5	2.8	2.3
80th	3.7	5.9	3.2	3.0	2.6	3.3	2.8	2.9	2.8	3.3
85th	4.2	6.3	3.6	3.5	2.7	3.4	3.5	3.0	3.1	3.7
90th	4.8	6.5	3.7	3.5	3.2	3.6	3.5	3.2	3.1	3.7
95th	5.9	6.8	4.2	4.1	4.8	3.7	4.4	4.4	3.1	3.7
98th	6.6	7.5	4.3	4.4	5.3	4.3	4.4	4.4	3.3	5.4
99th	7.2	7.6	4.3	5.3	6.0	5.0	4.9	4.5	3.3	5.4
Maximum	10.2	10.2	4.3	5.3	6.0	5.0	4.9	4.5	3.3	5.4

Scandium (Sc)

Stream Sediment

number of values : 395
units : ppm
detection limit : 0.1
analytical method : ICPMS

Scandium by ICPMS

Summary Statistics

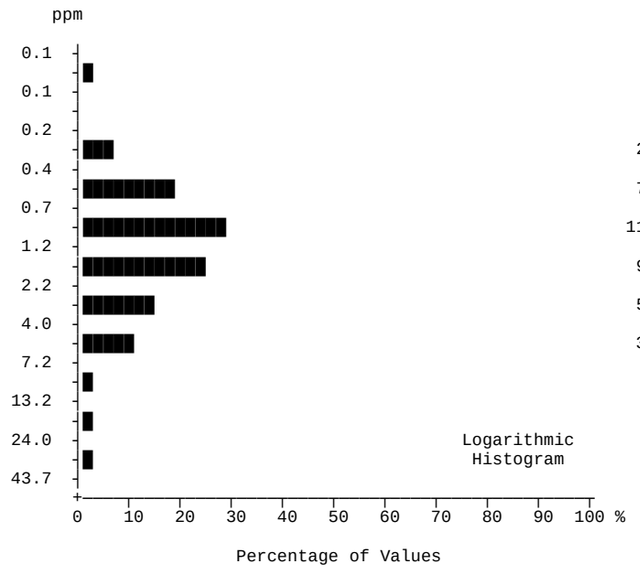

	N	%	Cum%
	6	1.5	1.5
	0	0.0	1.5
	22	5.6	7.1
	70	17.7	24.8
	110	27.8	52.7
	91	23.0	75.7
	54	13.7	89.4
	34	8.6	98.0
	5	1.3	99.2
	1	0.3	99.5
	2	0.5	100.0

	All	KSF	mKS	DME	ODR	Q	COR	lCG	PCH	CPA
N	395	94	53	50	41	32	26	26	19	13
N > DL	389	93	52	50	41	31	26	24	18	13
Missing	72	14	2	8	12	7	5	3	9	4
Mean	1.93	1.37	1.00	2.25	5.10	2.30	1.43	0.85	1.13	1.60
Median	1.20	0.70	0.80	1.80	2.40	1.60	1.20	0.80	0.80	1.40
Mode	0.40	0.50	0.40	1.80	2.30	1.20	0.60	0.60	0.80	0.30
Range	42.4	13.3	3.8	6.1	41.6	7.2	4.1	2.8	4.0	4.1
St Dev	3.34	2.09	0.80	1.25	8.72	1.94	0.84	0.57	0.95	1.27
Coef Var	1.726	1.528	0.806	0.557	1.710	0.845	0.589	0.674	0.837	0.795
Log Mean	0.082	-0.091	-0.108	0.293	0.472	0.193	0.096	-0.176	-0.083	0.087
Geo Mean	1.21	0.81	0.78	1.96	2.97	1.56	1.25	0.67	0.83	1.22
Log StDv	0.396	0.397	0.305	0.228	0.383	0.424	0.224	0.342	0.379	0.339
Log CVar	4.887	-4.408	-2.854	0.780	0.811	2.210	2.338	-1.957	-4.617	3.939
Percntls										
Minimum	0.1	0.1	0.1	0.4	0.9	0.1	0.5	0.1	0.1	0.3
10th	0.4	0.3	0.3	1.1	1.1	0.4	0.6	0.2	0.2	0.3
20th	0.6	0.4	0.4	1.3	1.4	0.6	0.8	0.4	0.5	0.7
30th	0.8	0.5	0.5	1.4	1.7	1.0	0.9	0.5	0.7	0.8
40th	1.0	0.6	0.6	1.7	2.1	1.2	1.0	0.6	0.8	0.9
50th	1.2	0.7	0.8	1.8	2.4	1.6	1.2	0.8	0.8	1.4
60th	1.4	0.8	1.0	2.1	2.8	1.9	1.4	0.9	0.9	1.5
70th	1.8	1.2	1.0	2.5	4.5	2.8	1.7	1.0	1.0	1.6
80th	2.5	1.5	1.2	2.7	6.1	3.8	1.9	1.2	1.5	1.7
85th	2.9	1.9	1.5	3.7	6.4	4.3	2.0	1.3	1.7	1.8
90th	4.1	2.7	1.6	4.2	8.4	4.9	2.2	1.3	1.8	4.1
95th	5.2	4.5	2.4	4.9	8.7	5.8	2.2	1.5	2.6	4.1
98th	7.2	6.7	3.8	5.0	41.3	6.9	2.2	1.5	4.1	4.4
99th	8.7	12.3	3.8	6.5	42.5	7.3	4.6	2.9	4.1	4.4
Maximum	42.5	13.4	3.9	6.5	42.5	7.3	4.6	2.9	4.1	4.4

Selenium (Se)

Stream Sediment

number of values	: 395
units	: ppm
detection limit	: 0.1
analytical method	: ICPMS

Selenium by ICPMS

Summary Statistics

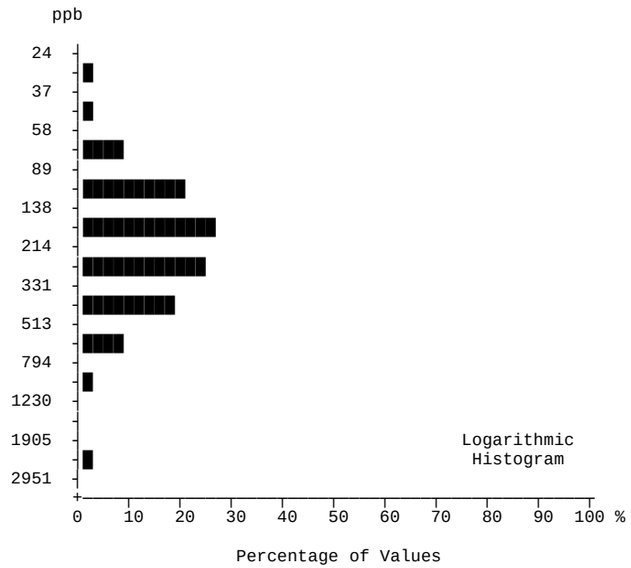

	N	%	Cum%
	1	0.3	0.3
	4	1.0	1.3
	30	7.6	8.9
	72	18.2	27.1
	96	24.3	51.4
	89	22.5	73.9
	70	17.7	91.6
	29	7.3	99.0
	3	0.8	99.7
	0	0.0	99.7
	1	0.3	100.0

	All	KSF	mKS	DME	ODR	Q	COR	lCG	PCH	CPA
N	395	94	53	50	41	32	26	26	19	13
N > DL	395	94	53	50	41	32	26	26	19	13
Missing	72	14	2	8	12	7	5	3	9	4
Mean	258.1	175.6	170.5	279.8	389.4	318.5	422.4	140.0	310.2	169.9
Median	210.0	148.0	146.0	230.0	385.0	338.0	376.0	123.0	257.0	154.0
Mode	88.0	166.0	86.0	79.0	47.0	495.0	88.0	101.0	60.0	80.0
Range	1950	546	367	443	685	505	1887	217	823	261
St Dev	180.07	110.63	82.03	117.39	171.79	158.53	372.28	53.29	219.11	87.64
Coef Var	0.698	0.630	0.481	0.419	0.441	0.498	0.881	0.381	0.706	0.516
Log Mean	2.326	2.180	2.180	2.406	2.537	2.437	2.520	2.117	2.403	2.179
Geo Mean	211.8	151.3	151.3	254.9	344.0	273.2	331.5	130.8	253.1	151.0
Log StDv	0.274	0.230	0.224	0.197	0.243	0.262	0.295	0.164	0.285	0.218
Log CVar	0.118	0.106	0.103	0.082	0.096	0.108	0.117	0.077	0.118	0.100
Percntls										
Minimum	25	47	25	79	47	80	88	56	60	80
10th	93	73	86	161	168	107	171	87	106	80
20th	119	99	101	185	243	121	191	92	150	90
30th	150	118	111	206	266	178	212	101	191	95
40th	178	125	132	222	300	264	233	112	213	111
50th	210	148	146	230	385	338	376	123	257	154
60th	247	166	180	269	446	369	423	151	260	155
70th	303	187	204	339	485	391	478	156	317	180
80th	382	221	231	395	540	495	511	178	361	252
85th	434	247	256	417	584	495	529	187	455	257
90th	495	285	296	434	598	548	622	194	461	291
95th	575	386	310	508	655	554	914	251	820	291
98th	655	551	382	517	723	575	914	251	883	341
99th	732	591	382	522	732	585	1975	273	883	341
Maximum	1975	593	392	522	732	585	1975	273	883	341

Silver (Ag)

Stream Sediment

number of values	: 395
units	: ppb
detection limit	: 2
analytical method	: ICPMS

Silver by ICPMS

Summary Statistics

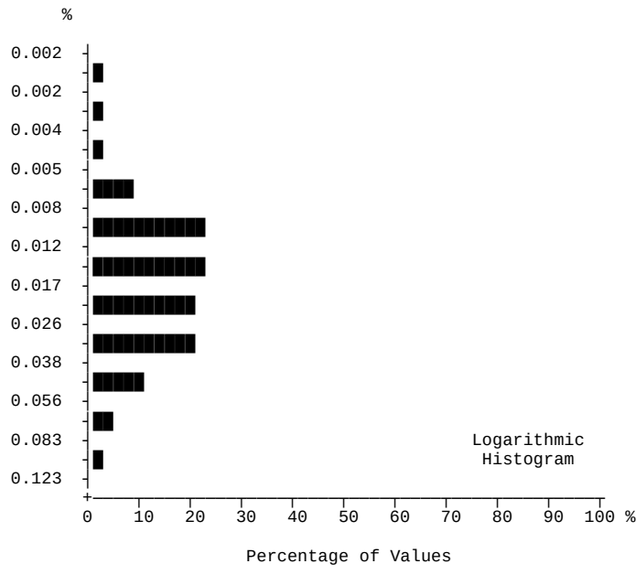

N	%	Cum%
2	0.5	0.5
1	0.3	0.8
3	0.8	1.5
29	7.3	8.9
81	20.5	29.4
85	21.5	50.9
72	18.2	69.1
73	18.5	87.6
38	9.6	97.2
9	2.3	99.5
2	0.5	100.0

	All	KSF	mKS	DME	ODR	Q	COR	lCG	PCH	CPA
N	395	94	53	50	41	32	26	26	19	13
N > DL	395	94	53	50	41	32	26	26	19	13
Missing	72	14	2	8	12	7	5	3	9	4
Mean	0.02	0.03	0.03	0.01	0.01	0.02	0.02	0.02	0.02	0.02
Median	0.02	0.03	0.03	0.01	0.01	0.02	0.02	0.02	0.01	0.01
Mode	0.01	0.03	0.02	0.01	0.01	0.01	0.01	0.01	0.01	0.01
Range	0.095	0.070	0.089	0.040	0.044	0.035	0.035	0.049	0.034	0.087
St Dev	0.01	0.02	0.01	0.01	0.01	0.01	0.01	0.01	0.01	0.03
Coef Var	0.663	0.526	0.493	0.608	0.653	0.504	0.477	0.543	0.626	1.301
Log Mean	-1.758	-1.607	-1.571	-1.912	-1.982	-1.754	-1.785	-1.690	-1.830	-1.938
Geo Mean	0.02	0.02	0.03	0.01	0.01	0.02	0.02	0.02	0.01	0.01
Log StDv	0.280	0.275	0.198	0.243	0.223	0.219	0.193	0.221	0.251	0.449
Log CVar	-0.160	-0.171	-0.126	-0.127	-0.113	-0.125	-0.108	-0.131	-0.137	-0.232
Percntls										
Minimum	0.002	0.002	0.008	0.004	0.003	0.007	0.007	0.009	0.007	0.002
10th	0.008	0.009	0.016	0.006	0.006	0.009	0.009	0.010	0.007	0.002
20th	0.009	0.014	0.018	0.008	0.007	0.010	0.011	0.013	0.008	0.006
30th	0.012	0.019	0.020	0.009	0.007	0.012	0.012	0.014	0.011	0.006
40th	0.014	0.023	0.022	0.009	0.008	0.015	0.014	0.016	0.012	0.007
50th	0.017	0.027	0.028	0.010	0.010	0.018	0.016	0.020	0.013	0.008
60th	0.021	0.031	0.033	0.014	0.012	0.020	0.019	0.023	0.016	0.010
70th	0.026	0.037	0.035	0.017	0.014	0.023	0.019	0.026	0.017	0.012
80th	0.033	0.041	0.038	0.022	0.014	0.028	0.023	0.031	0.021	0.020
85th	0.037	0.043	0.040	0.024	0.015	0.031	0.023	0.032	0.028	0.024
90th	0.040	0.052	0.044	0.025	0.017	0.038	0.028	0.036	0.037	0.064
95th	0.047	0.058	0.047	0.029	0.028	0.038	0.038	0.051	0.038	0.064
98th	0.059	0.061	0.062	0.038	0.028	0.039	0.038	0.051	0.041	0.089
99th	0.064	0.064	0.062	0.044	0.047	0.042	0.042	0.058	0.041	0.089
Maximum	0.097	0.072	0.097	0.044	0.047	0.042	0.042	0.058	0.041	0.089

Sodium (Na)

Stream Sediment

number of values : 395
units : %
detection limit : 0.001
analytical method : ICPMS

Sodium by ICPMS

Summary Statistics

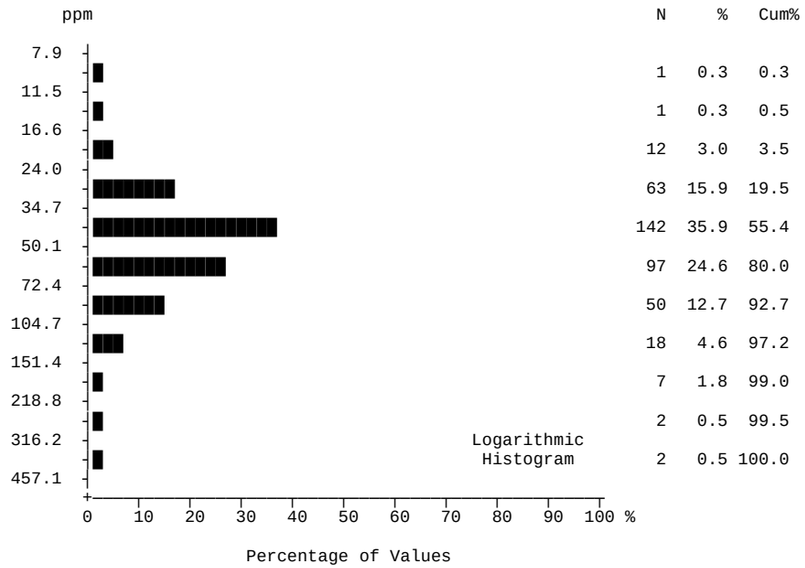

N	%	Cum%
1	0.3	0.3
1	0.3	0.5
12	3.0	3.5
63	15.9	19.5
142	35.9	55.4
97	24.6	80.0
50	12.7	92.7
18	4.6	97.2
7	1.8	99.0
2	0.5	99.5
2	0.5	100.0

	All	KSF	mKS	DME	ODR	Q	COR	lCG	PCH	CPA
N	395	94	53	50	41	32	26	26	19	13
N > DL	395	94	53	50	41	32	26	26	19	13
Missing	72	14	2	8	12	7	5	3	9	4
Mean	58.14	59.87	49.85	60.20	67.13	67.13	39.05	68.52	44.74	79.26
Median	47.40	46.00	41.70	49.00	50.00	59.80	33.60	35.50	41.50	60.90
Mode	39.40	29.20	27.60	32.80	52.00	36.70	23.50	28.80	25.70	21.80
Range	410.8	398.6	131.2	119.7	207.2	112.1	73.3	229.6	43.3	164.4
St Dev	40.53	56.46	29.08	28.33	41.81	25.03	14.60	59.01	12.81	50.08
Coef Var	0.697	0.943	0.583	0.471	0.623	0.373	0.374	0.861	0.286	0.632
Log Mean	1.704	1.705	1.644	1.742	1.769	1.801	1.570	1.691	1.634	1.820
Geo Mean	50.54	50.74	44.01	55.19	58.78	63.25	37.18	49.15	43.02	66.02
Log StDv	0.214	0.211	0.207	0.174	0.212	0.149	0.130	0.366	0.125	0.278
Log CVar	0.125	0.124	0.126	0.100	0.120	0.083	0.083	0.217	0.077	0.153
Percntls										
Minimum	9.8	22.0	21.2	32.8	24.7	36.7	23.5	9.8	25.7	21.8
10th	28.8	30.1	24.9	36.5	35.5	39.4	25.7	19.4	28.2	21.8
20th	34.8	36.2	28.7	38.6	40.9	47.6	30.0	27.1	32.3	40.3
30th	38.6	38.2	32.9	40.7	43.5	50.5	31.8	28.5	36.3	45.9
40th	41.3	40.8	35.6	44.4	48.1	56.4	32.7	28.8	36.6	57.2
50th	47.4	46.0	41.7	49.0	50.0	59.8	33.6	35.5	41.5	60.9
60th	52.7	52.4	46.2	54.6	56.1	66.3	38.9	71.1	46.4	73.1
70th	61.3	59.6	50.2	62.3	65.8	72.6	39.4	73.5	52.7	76.6
80th	72.3	68.4	61.0	76.5	89.1	88.7	44.5	100.7	54.9	106.1
85th	83.4	73.6	69.0	92.3	97.7	89.4	47.9	110.8	55.3	115.2
90th	94.5	87.6	89.2	99.0	119.5	90.4	50.7	126.9	60.0	160.9
95th	122.3	94.5	109.0	126.6	148.6	96.9	57.8	196.6	66.2	160.9
98th	160.9	151.3	146.5	133.1	175.5	118.5	57.8	196.6	69.0	186.2
99th	196.6	401.0	146.5	152.5	231.9	148.8	96.8	239.4	69.0	186.2
Maximum	420.6	420.6	152.4	152.5	231.9	148.8	96.8	239.4	69.0	186.2

Strontium (Sr)

Stream Sediment

number of values	: 395
units	: ppm
detection limit	: 0.5
analytical method	: ICPMS

Strontium by ICPMS

Summary Statistics

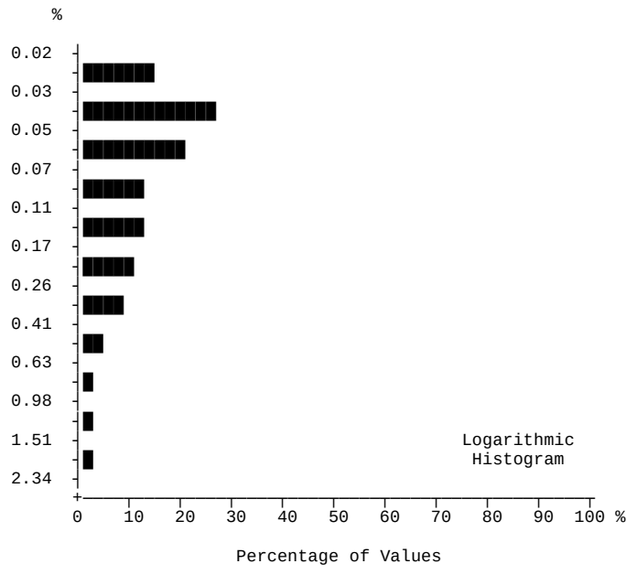

N	%	Cum%
52	13.2	13.2
97	24.6	37.7
79	20.0	57.7
43	10.9	68.6
42	10.6	79.2
37	9.4	88.6
28	7.1	95.7
12	3.0	98.7
3	0.8	99.5
1	0.3	99.7
1	0.3	100.0

	All	KSF	mKS	DME	ODR	Q	COR	lCG	PCH	CPA
N	395	94	53	50	41	32	26	26	19	13
N > DL	343	75	38	50	41	29	22	21	15	11
Missing	72	14	2	8	12	7	5	3	9	4
Mean	0.12	0.08	0.11	0.16	0.16	0.14	0.06	0.18	0.06	0.18
Median	0.06	0.04	0.04	0.08	0.10	0.11	0.04	0.05	0.04	0.12
Mode	0.02	0.02	0.02	0.06	0.07	0.03	0.03	0.02	0.02	0.02
Range	1.76	0.52	1.06	1.75	0.61	0.39	0.15	0.92	0.17	0.35
St Dev	0.16	0.09	0.18	0.25	0.17	0.12	0.04	0.23	0.05	0.14
Coef Var	1.351	1.103	1.599	1.629	1.028	0.833	0.720	1.267	0.770	0.811
Log Mean	-1.147	-1.283	-1.235	-1.001	-0.952	-1.018	-1.305	-1.068	-1.316	-0.956
Geo Mean	0.07	0.05	0.06	0.10	0.11	0.10	0.05	0.09	0.05	0.11
Log StDv	0.407	0.364	0.457	0.358	0.366	0.420	0.286	0.551	0.298	0.493
Log CVar	-0.355	-0.284	-0.370	-0.358	-0.384	-0.412	-0.219	-0.516	-0.226	-0.516
Percntls										
Minimum	0.02	0.02	0.02	0.03	0.03	0.02	0.02	0.02	0.02	0.02
10th	0.02	0.02	0.02	0.04	0.04	0.02	0.02	0.02	0.02	0.02
20th	0.03	0.02	0.02	0.05	0.05	0.03	0.03	0.02	0.02	0.04
30th	0.04	0.03	0.03	0.06	0.07	0.05	0.03	0.03	0.03	0.04
40th	0.05	0.03	0.03	0.07	0.08	0.07	0.04	0.03	0.04	0.06
50th	0.06	0.04	0.04	0.08	0.10	0.11	0.04	0.05	0.04	0.12
60th	0.08	0.05	0.06	0.10	0.12	0.14	0.06	0.12	0.05	0.29
70th	0.11	0.07	0.09	0.13	0.17	0.16	0.06	0.21	0.06	0.30
80th	0.17	0.12	0.11	0.20	0.20	0.24	0.07	0.29	0.08	0.31
85th	0.22	0.16	0.22	0.27	0.27	0.25	0.13	0.30	0.09	0.34
90th	0.28	0.21	0.26	0.29	0.34	0.32	0.13	0.38	0.12	0.34
95th	0.38	0.26	0.42	0.38	0.61	0.39	0.15	0.65	0.15	0.34
98th	0.56	0.28	0.56	0.45	0.63	0.40	0.15	0.65	0.19	0.37
99th	0.64	0.32	0.56	1.78	0.64	0.41	0.17	0.94	0.19	0.37
Maximum	1.78	0.54	1.08	1.78	0.64	0.41	0.17	0.94	0.19	0.37

Sulphur (S)

Stream Sediment

number of values : 395
units : %
detection limit : 0.02
analytical method : ICPMS

Sulphur by ICPMS

Summary Statistics

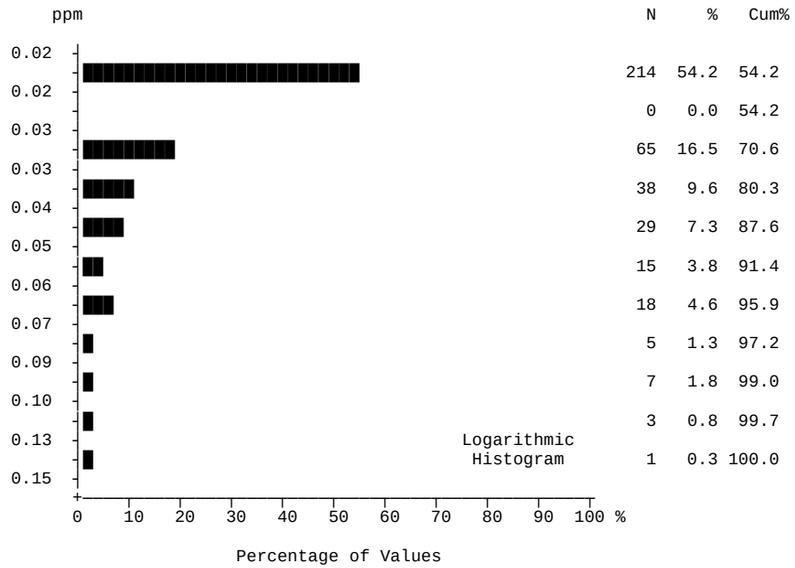

	All	KSF	mKS	DME	ODR	Q	COR	lCG	PCH	CPA
N	395	94	53	50	41	32	26	26	19	13
N > DL	181	22	11	33	33	18	12	8	15	7
Missing	72	14	2	8	12	7	5	3	9	4
Mean	0.03	0.03	0.02	0.04	0.05	0.04	0.03	0.03	0.05	0.03
Median	0.02	0.02	0.02	0.04	0.05	0.03	0.02	0.02	0.05	0.03
Mode	0.02	0.02	0.02	0.02	0.05	0.02	0.02	0.02	0.05	0.02
Range	0.11	0.05	0.06	0.11	0.10	0.08	0.04	0.05	0.09	0.03
St Dev	0.02	0.01	0.01	0.02	0.03	0.02	0.01	0.01	0.03	0.01
Coef Var	0.598	0.461	0.417	0.548	0.531	0.562	0.381	0.427	0.524	0.347
Log Mean	-1.541	-1.631	-1.648	-1.448	-1.380	-1.506	-1.588	-1.626	-1.374	-1.568
Geo Mean	0.03	0.02	0.02	0.04	0.04	0.03	0.03	0.02	0.04	0.03
Log StDv	0.204	0.142	0.118	0.220	0.221	0.210	0.141	0.132	0.224	0.141
Log CVar	-0.132	-0.087	-0.071	-0.152	-0.160	-0.139	-0.089	-0.081	-0.163	-0.090
Percntls										
Minimum	0.02	0.02	0.02	0.02	0.02	0.02	0.02	0.02	0.02	0.02
10th	0.02	0.02	0.02	0.02	0.02	0.02	0.02	0.02	0.02	0.02
20th	0.02	0.02	0.02	0.02	0.02	0.02	0.02	0.02	0.02	0.02
30th	0.02	0.02	0.02	0.02	0.03	0.02	0.02	0.02	0.03	0.02
40th	0.02	0.02	0.02	0.03	0.03	0.02	0.02	0.02	0.04	0.02
50th	0.02	0.02	0.02	0.04	0.05	0.03	0.02	0.02	0.05	0.03
60th	0.03	0.02	0.02	0.04	0.05	0.03	0.03	0.02	0.05	0.03
70th	0.03	0.02	0.02	0.05	0.05	0.04	0.03	0.02	0.05	0.03
80th	0.04	0.03	0.02	0.06	0.06	0.05	0.03	0.03	0.06	0.03
85th	0.05	0.03	0.03	0.06	0.07	0.05	0.03	0.03	0.06	0.04
90th	0.06	0.04	0.03	0.07	0.08	0.07	0.04	0.03	0.07	0.04
95th	0.07	0.05	0.03	0.07	0.09	0.07	0.05	0.04	0.10	0.04
98th	0.09	0.07	0.05	0.08	0.12	0.07	0.05	0.04	0.11	0.05
99th	0.10	0.07	0.05	0.13	0.12	0.10	0.06	0.07	0.11	0.05
Maximum	0.13	0.07	0.08	0.13	0.12	0.10	0.06	0.07	0.11	0.05

Tellurium (Te)

Stream Sediment

number of values : 395
units : ppm
detection limit : 0.02
analytical method : ICPMS

Tellurium by ICPMS

Summary Statistics

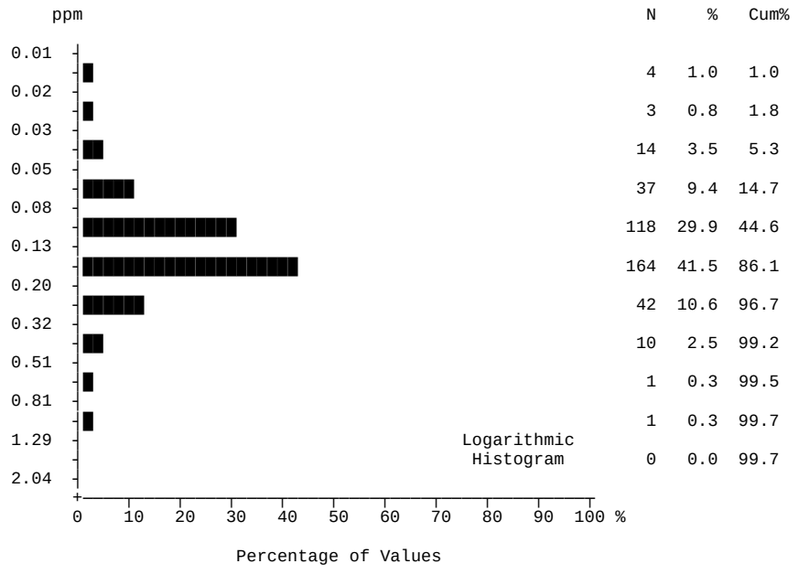

N	%	Cum%
4	1.0	1.0
3	0.8	1.8
14	3.5	5.3
37	9.4	14.7
118	29.9	44.6
164	41.5	86.1
42	10.6	96.7
10	2.5	99.2
1	0.3	99.5
1	0.3	99.7
0	0.0	99.7

	All	KSF	mKS	DME	ODR	Q	COR	lCG	PCH	CPA
N	395	94	53	50	41	32	26	26	19	13
N > DL	391	94	52	49	39	32	26	26	19	13
Missing	72	14	2	8	12	7	5	3	9	4
Mean	0.15	0.13	0.13	0.15	0.19	0.17	0.16	0.13	0.14	0.08
Median	0.13	0.13	0.12	0.14	0.17	0.14	0.17	0.11	0.12	0.07
Mode	0.15	0.13	0.15	0.17	0.18	0.10	0.14	0.04	0.11	0.05
Range	2.16	0.25	0.27	0.27	0.90	0.43	0.18	0.40	0.29	0.15
St Dev	0.13	0.04	0.05	0.05	0.14	0.09	0.05	0.09	0.07	0.05
Coef Var	0.872	0.312	0.397	0.356	0.750	0.557	0.314	0.716	0.507	0.581
Log Mean	-0.887	-0.912	-0.937	-0.867	-0.808	-0.838	-0.819	-0.984	-0.896	-1.146
Geo Mean	0.13	0.12	0.12	0.14	0.16	0.15	0.15	0.10	0.13	0.07
Log StDv	0.223	0.130	0.192	0.191	0.285	0.233	0.148	0.297	0.184	0.235
Log CVar	-0.252	-0.142	-0.205	-0.220	-0.353	-0.278	-0.181	-0.303	-0.205	-0.206
Percntls										
Minimum	0.02	0.05	0.02	0.02	0.02	0.05	0.08	0.03	0.07	0.03
10th	0.08	0.09	0.07	0.09	0.08	0.07	0.09	0.04	0.07	0.03
20th	0.09	0.10	0.09	0.11	0.11	0.10	0.10	0.04	0.09	0.05
30th	0.10	0.10	0.10	0.12	0.13	0.10	0.14	0.08	0.10	0.05
40th	0.12	0.12	0.11	0.13	0.15	0.11	0.14	0.09	0.11	0.05
50th	0.13	0.13	0.12	0.14	0.17	0.14	0.17	0.11	0.12	0.07
60th	0.15	0.13	0.12	0.15	0.18	0.16	0.18	0.12	0.13	0.07
70th	0.16	0.14	0.15	0.17	0.19	0.19	0.18	0.14	0.13	0.08
80th	0.18	0.15	0.15	0.18	0.22	0.23	0.19	0.17	0.15	0.09
85th	0.20	0.15	0.17	0.20	0.25	0.24	0.20	0.18	0.19	0.14
90th	0.22	0.17	0.19	0.21	0.26	0.27	0.21	0.21	0.22	0.16
95th	0.27	0.19	0.22	0.23	0.34	0.27	0.26	0.34	0.24	0.16
98th	0.36	0.22	0.23	0.27	0.45	0.35	0.26	0.34	0.36	0.18
99th	0.45	0.28	0.23	0.29	0.92	0.48	0.26	0.43	0.36	0.18
Maximum	2.18	0.30	0.29	0.29	0.92	0.48	0.26	0.43	0.36	0.18

Thallium (Tl)

Stream Sediment

number of values : 395
units : ppm
detection limit : 0.02
analytical method : ICPMS

Thallium by ICPMS

Summary Statistics

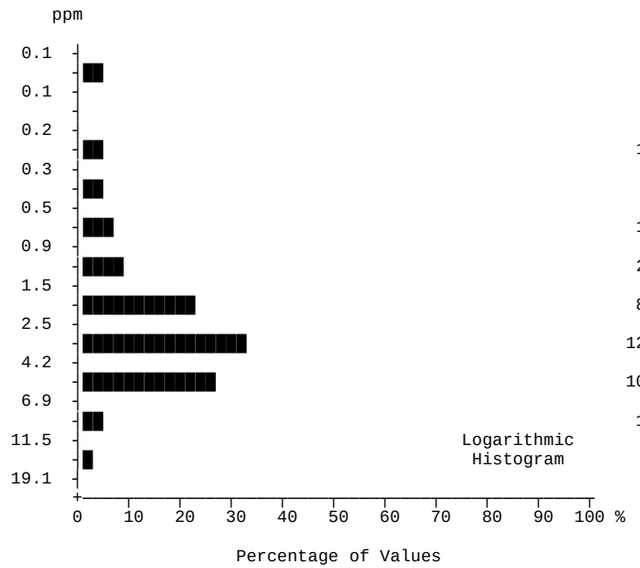

	N	%	Cum%
	9	2.3	2.3
	0	0.0	2.3
	10	2.5	4.8
	9	2.3	7.1
	17	4.3	11.4
	26	6.6	18.0
	84	21.3	39.2
	127	32.2	71.4
	100	25.3	96.7
	12	3.0	99.7
	1	0.3	100.0

	All	KSF	mKS	DME	ODR	Q	COR	lCG	PCH	CPA
N	395	94	53	50	41	32	26	26	19	13
N > DL	386	94	52	49	39	31	26	25	19	12
Missing	72	14	2	8	12	7	5	3	9	4
Mean	3.25	3.84	3.75	2.80	2.56	3.05	3.27	2.77	3.80	2.20
Median	3.20	4.10	3.50	2.80	2.40	2.50	2.30	2.40	3.60	2.80
Mode	3.70	4.50	3.70	2.40	2.40	0.50	1.90	0.20	4.40	0.20
Range	15.6	8.2	15.6	6.1	6.5	8.4	8.5	6.2	5.6	4.6
St Dev	1.89	1.95	2.41	1.25	1.54	1.97	2.26	1.98	1.42	1.74
Coef Var	0.582	0.507	0.642	0.447	0.600	0.646	0.691	0.715	0.374	0.791
Log Mean	0.401	0.498	0.474	0.375	0.287	0.361	0.417	0.228	0.551	0.090
Geo Mean	2.52	3.14	2.98	2.37	1.94	2.30	2.61	1.69	3.55	1.23
Log StDv	0.380	0.324	0.355	0.319	0.406	0.395	0.303	0.543	0.166	0.590
Log CVar	0.950	0.652	0.751	0.854	1.415	1.097	0.728	2.380	0.301	6.624
Percntls										
Minimum	0.1	0.3	0.1	0.1	0.1	0.1	0.8	0.1	1.6	0.1
10th	0.8	1.0	1.1	0.8	0.6	0.5	0.9	0.2	1.9	0.1
20th	1.7	1.8	2.0	1.9	1.2	1.2	1.5	0.3	2.6	0.2
30th	2.2	2.3	3.0	2.2	1.6	1.9	1.9	1.2	3.0	0.6
40th	2.6	3.6	3.3	2.4	2.1	2.4	1.9	1.9	3.2	0.8
50th	3.2	4.1	3.5	2.8	2.4	2.5	2.3	2.4	3.6	2.8
60th	3.6	4.5	3.8	3.0	2.6	3.1	3.4	3.6	3.7	3.4
70th	4.1	4.9	4.1	3.3	3.3	3.6	3.5	4.1	4.4	3.4
80th	4.6	5.6	4.8	3.5	3.8	4.6	5.1	4.9	4.6	3.6
85th	5.0	5.9	5.3	3.8	3.9	5.0	5.4	5.0	4.6	3.7
90th	5.6	6.3	5.7	4.4	4.4	5.6	6.3	5.1	5.6	4.2
95th	6.4	6.9	6.5	5.2	4.9	5.8	7.2	5.4	6.0	4.2
98th	7.2	7.3	8.3	5.5	6.4	6.7	7.2	5.4	7.2	4.7
99th	8.3	7.5	8.3	6.2	6.6	8.5	9.3	6.3	7.2	4.7
Maximum	15.7	8.5	15.7	6.2	6.6	8.5	9.3	6.3	7.2	4.7

Thorium (Th)

Stream Sediment

number of values : 395
units : ppm
detection limit : 0.1
analytical method : ICPMS

Thorium by ICPMS

Summary Statistics

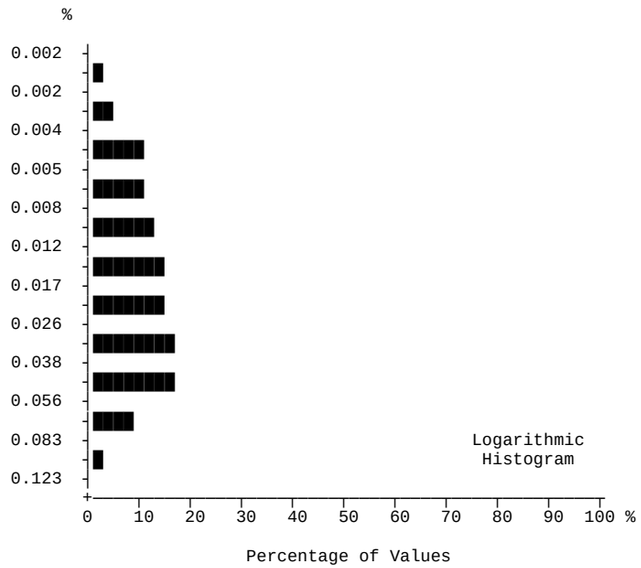

N	%	Cum%
7	1.8	1.8
9	2.3	4.1
40	10.1	14.2
38	9.6	23.8
42	10.6	34.4
50	12.7	47.1
53	13.4	60.5
61	15.4	75.9
60	15.2	91.1
31	7.8	99.0
4	1.0	100.0

	All	KSF	mKS	DME	ODR	Q	COR	lCG	PCH	CPA
N	395	94	53	50	41	32	26	26	19	13
N > DL	395	94	53	50	41	32	26	26	19	13
Missing	72	14	2	8	12	7	5	3	9	4
Mean	0.03	0.03	0.04	0.01	0.01	0.02	0.03	0.04	0.02	0.02
Median	0.02	0.03	0.04	0.01	0.01	0.01	0.03	0.03	0.01	0.02
Mode	0.01	0.01	0.03	0.01	0.01	0.01	0.02	0.01	0.01	0.00
Range	0.099	0.090	0.067	0.064	0.059	0.058	0.062	0.098	0.045	0.078
St Dev	0.02	0.02	0.02	0.01	0.01	0.01	0.02	0.02	0.01	0.02
Coef Var	0.801	0.639	0.505	1.083	0.974	0.894	0.444	0.649	0.751	0.963
Log Mean	-1.762	-1.595	-1.495	-2.113	-2.082	-1.949	-1.513	-1.533	-1.841	-1.888
Geo Mean	0.02	0.03	0.03	0.01	0.01	0.01	0.03	0.03	0.01	0.01
Log StDv	0.402	0.372	0.273	0.330	0.307	0.320	0.226	0.333	0.299	0.506
Log CVar	-0.228	-0.233	-0.182	-0.156	-0.147	-0.165	-0.149	-0.217	-0.163	-0.268
Percntls										
Minimum	0.002	0.002	0.007	0.002	0.002	0.004	0.007	0.003	0.006	0.002
10th	0.005	0.006	0.010	0.003	0.004	0.005	0.015	0.011	0.006	0.002
20th	0.006	0.012	0.019	0.004	0.005	0.005	0.021	0.013	0.008	0.002
30th	0.010	0.017	0.024	0.005	0.005	0.006	0.025	0.022	0.010	0.010
40th	0.014	0.027	0.027	0.006	0.006	0.007	0.030	0.024	0.010	0.015
50th	0.020	0.032	0.037	0.006	0.007	0.010	0.033	0.029	0.011	0.019
60th	0.025	0.039	0.046	0.007	0.010	0.012	0.035	0.038	0.012	0.022
70th	0.032	0.045	0.050	0.009	0.011	0.016	0.042	0.039	0.018	0.024
80th	0.042	0.049	0.053	0.015	0.014	0.022	0.045	0.063	0.027	0.024
85th	0.048	0.055	0.057	0.017	0.016	0.025	0.047	0.063	0.036	0.026
90th	0.054	0.059	0.062	0.024	0.023	0.025	0.048	0.065	0.038	0.030
95th	0.064	0.068	0.066	0.032	0.025	0.041	0.066	0.083	0.041	0.030
98th	0.074	0.084	0.072	0.045	0.035	0.047	0.066	0.083	0.051	0.080
99th	0.083	0.086	0.072	0.066	0.061	0.062	0.069	0.101	0.051	0.080
Maximum	0.101	0.092	0.074	0.066	0.061	0.062	0.069	0.101	0.051	0.080

Titanium (Ti)

Stream Sediment

number of values : 395
units : %
detection limit : 0.001
analytical method : ICPMS

Titanium by ICPMS

Summary Statistics

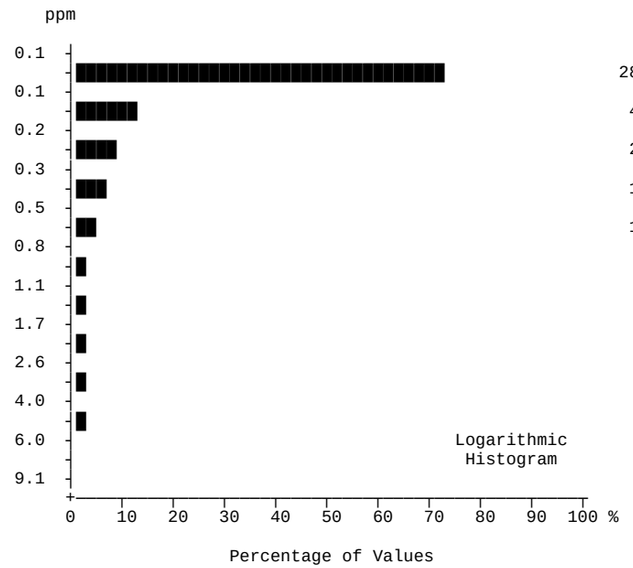

N	%	Cum%
281	71.1	71.1
47	11.9	83.0
25	6.3	89.4
17	4.3	93.7
10	2.5	96.2
8	2.0	98.2
2	0.5	98.7
3	0.8	99.5
1	0.3	99.7
1	0.3	100.0

	All	KSF	mKS	DME	ODR	Q	COR	lCG	PCH	CPA
N	395	94	53	50	41	32	26	26	19	13
N > DL	114	12	29	10	6	3	15	15	8	2
Missing	72	14	2	8	12	7	5	3	9	4
Mean	0.22	0.12	0.31	0.22	0.16	0.18	0.49	0.31	0.26	0.14
Median	0.10	0.10	0.20	0.10	0.10	0.10	0.20	0.20	0.10	0.10
Mode	0.10	0.10	0.10	0.10	0.10	0.10	0.10	0.10	0.10	0.10
Range	5.9	0.4	3.3	2.1	1.3	2.2	5.9	1.0	0.9	0.4
St Dev	0.42	0.07	0.52	0.35	0.22	0.39	1.16	0.27	0.28	0.11
Coef Var	1.931	0.566	1.650	1.604	1.360	2.150	2.373	0.858	1.099	0.810
Log Mean	-0.842	-0.949	-0.706	-0.856	-0.914	-0.928	-0.659	-0.647	-0.755	-0.923
Geo Mean	0.14	0.11	0.20	0.14	0.12	0.12	0.22	0.23	0.18	0.12
Log StDv	0.297	0.144	0.351	0.324	0.238	0.263	0.433	0.352	0.350	0.205
Log CVar	-0.353	-0.151	-0.497	-0.378	-0.261	-0.284	-0.657	-0.546	-0.465	-0.222
Percntls										
Minimum	0.1	0.1	0.1	0.1	0.1	0.1	0.1	0.1	0.1	0.1
10th	0.1	0.1	0.1	0.1	0.1	0.1	0.1	0.1	0.1	0.1
20th	0.1	0.1	0.1	0.1	0.1	0.1	0.1	0.1	0.1	0.1
30th	0.1	0.1	0.1	0.1	0.1	0.1	0.1	0.1	0.1	0.1
40th	0.1	0.1	0.1	0.1	0.1	0.1	0.1	0.1	0.1	0.1
50th	0.1	0.1	0.2	0.1	0.1	0.1	0.2	0.2	0.1	0.1
60th	0.1	0.1	0.2	0.1	0.1	0.1	0.2	0.3	0.1	0.1
70th	0.1	0.1	0.3	0.1	0.1	0.1	0.2	0.4	0.2	0.1
80th	0.2	0.1	0.3	0.1	0.1	0.1	0.4	0.5	0.3	0.1
85th	0.3	0.1	0.4	0.3	0.1	0.1	0.4	0.5	0.3	0.1
90th	0.4	0.2	0.6	0.5	0.2	0.1	0.5	0.6	0.7	0.2
95th	0.6	0.2	0.7	0.9	0.4	0.3	1.2	0.9	0.9	0.2
98th	1.1	0.3	1.9	0.9	0.5	0.3	1.2	0.9	1.0	0.5
99th	1.9	0.5	1.9	2.2	1.4	2.3	6.0	1.1	1.0	0.5
Maximum	6.0	0.5	3.4	2.2	1.4	2.3	6.0	1.1	1.0	0.5

Tungsten (W)

Stream Sediment

number of values : 395
units : ppm
detection limit : 0.1
analytical method : ICPMS

Tungsten by ICPMS

Summary Statistics

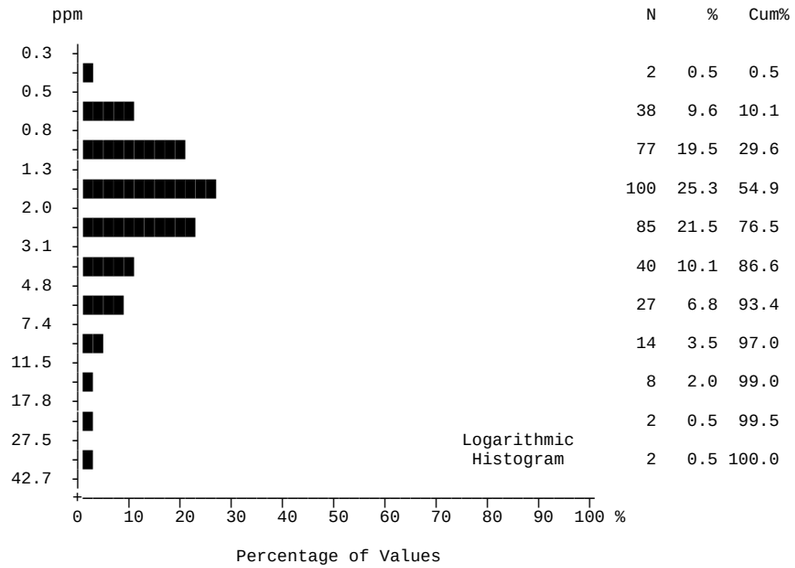

N	%	Cum%
2	0.5	0.5
38	9.6	10.1
77	19.5	29.6
100	25.3	54.9
85	21.5	76.5
40	10.1	86.6
27	6.8	93.4
14	3.5	97.0
8	2.0	99.0
2	0.5	99.5
2	0.5	100.0

	All	KSF	mKS	DME	ODR	Q	COR	lCG	PCH	CPA
N	395	94	53	50	41	32	26	26	19	13
N > DL	395	94	53	50	41	32	26	26	19	13
Missing	72	14	2	8	12	7	5	3	9	4
Mean	2.84	2.19	5.96	1.52	2.86	2.19	3.17	4.66	2.05	2.72
Median	1.80	1.80	5.30	1.10	2.20	1.80	2.50	1.40	1.50	1.10
Mode	1.00	1.00	1.80	0.90	1.50	1.10	1.80	0.60	1.10	0.70
Range	32.1	6.6	22.5	6.2	11.8	6.8	14.8	31.9	6.1	19.1
St Dev	3.55	1.44	4.86	1.14	2.27	1.37	2.79	8.48	1.56	5.15
Coef Var	1.247	0.655	0.816	0.750	0.792	0.623	0.879	1.818	0.762	1.897
Log Mean	0.298	0.267	0.631	0.980	0.362	0.279	0.418	0.312	0.216	0.151
Geo Mean	1.99	1.85	4.27	1.25	2.30	1.90	2.62	2.05	1.64	1.42
Log StDv	0.330	0.247	0.371	0.256	0.283	0.226	0.248	0.489	0.288	0.407
Log CVar	1.112	0.928	0.588	2.609	0.781	0.814	0.594	1.568	1.340	2.694
Percntls										
Minimum	0.4	0.7	1.0	0.5	0.4	0.8	0.9	0.6	0.6	0.6
10th	0.8	0.9	1.3	0.6	1.1	1.0	1.2	0.7	0.7	0.6
20th	1.0	1.0	1.8	0.7	1.5	1.1	1.8	0.8	0.9	0.7
30th	1.3	1.2	2.0	0.9	1.8	1.4	2.0	1.0	1.1	0.8
40th	1.5	1.4	2.8	0.9	1.9	1.6	2.3	1.1	1.3	0.8
50th	1.8	1.8	5.3	1.1	2.2	1.8	2.5	1.4	1.5	1.1
60th	2.1	2.0	6.4	1.3	2.4	2.1	2.7	1.6	1.5	1.1
70th	2.6	2.6	7.2	1.6	2.8	2.3	3.1	2.6	2.1	1.8
80th	3.4	2.9	8.2	2.2	3.4	2.9	3.9	4.1	3.1	1.9
85th	4.2	3.3	10.7	2.5	3.7	2.9	3.9	6.1	3.1	2.5
90th	6.3	4.1	12.7	2.9	4.8	3.4	4.2	9.2	3.8	2.7
95th	8.1	5.2	15.6	3.2	7.9	4.2	5.5	32.1	4.4	2.7
98th	13.1	6.8	16.4	4.6	8.5	4.7	5.5	32.1	6.7	19.7
99th	16.4	6.8	16.4	6.7	12.2	7.6	15.7	32.5	6.7	19.7
Maximum	32.5	7.3	23.5	6.7	12.2	7.6	15.7	32.5	6.7	19.7

Uranium (U)

Stream Sediment

number of values : 395
units : ppm
detection limit : 0.1
analytical method : ICPMS

Uranium by ICPMS

Summary Statistics

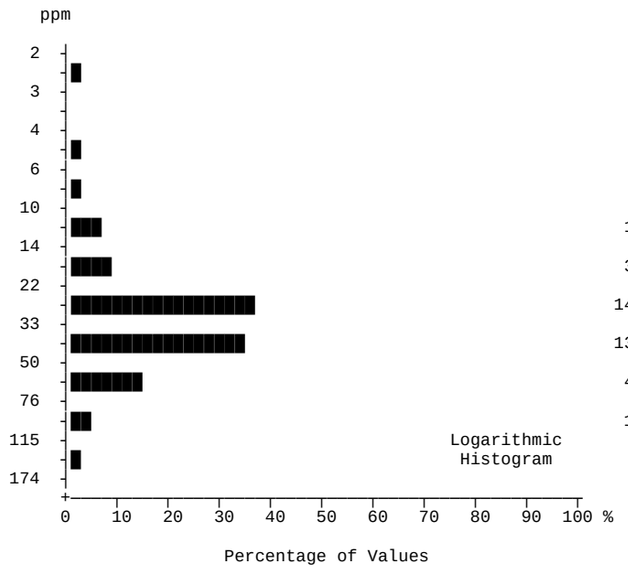

ppm	N	%	Cum%
2	1	0.3	0.3
3	0	0.0	0.3
4	3	0.8	1.0
6	5	1.3	2.3
10	18	4.6	6.8
14	32	8.1	14.9
22	141	35.7	50.6
33	130	32.9	83.5
50	49	12.4	95.9
76	13	3.3	99.2
115	3	0.8	100.0
174			

	All	KSF	mKS	DME	ODR	Q	COR	lCG	PCH	CPA
N	395	94	53	50	41	32	26	26	19	13
N > DL	394	94	53	50	40	32	26	26	19	13
Missing	72	14	2	8	12	7	5	3	9	4
Mean	37.0	35.5	27.5	35.2	56.2	38.5	48.8	23.8	34.7	29.2
Median	33.0	34.0	25.0	31.0	50.0	36.0	43.0	23.0	31.0	29.0
Mode	27.0	30.0	23.0	27.0	38.0	31.0	38.0	12.0	21.0	14.0
Range	139	73	44	53	139	95	108	40	59	50
St Dev	19.01	13.13	9.86	12.31	30.79	18.36	24.83	10.49	16.28	15.76
Coef Var	0.514	0.370	0.359	0.350	0.547	0.477	0.509	0.440	0.469	0.539
Log Mean	1.515	1.515	1.409	1.521	1.675	1.535	1.641	1.326	1.506	1.393
Geo Mean	32.8	32.8	25.7	33.2	47.3	34.2	43.7	21.2	32.1	24.7
Log StDv	0.224	0.189	0.166	0.150	0.305	0.226	0.204	0.233	0.165	0.283
Log CVar	0.148	0.125	0.118	0.990	0.182	0.147	0.124	0.176	0.110	0.203
Percntls										
Minimum	2	7	10	14	2	8	19	5	21	6
10th	19	19	14	23	26	16	23	11	21	6
20th	24	25	21	25	34	24	28	12	23	14
30th	27	29	22	27	39	29	33	19	26	15
40th	30	31	23	28	47	31	38	22	30	16
50th	33	34	25	31	50	36	43	23	31	29
60th	38	38	29	36	52	40	46	25	32	30
70th	42	41	31	42	58	45	50	29	32	38
80th	48	45	34	46	67	51	65	34	34	39
85th	52	48	36	48	94	52	73	34	35	48
90th	57	52	40	52	108	57	77	35	60	48
95th	67	56	43	57	114	58	92	41	67	48
98th	94	63	51	65	130	67	92	41	80	56
99th	113	68	51	67	141	103	127	45	80	56
Maximum	141	80	54	67	141	103	127	45	80	56

Vanadium (V)

Stream Sediment

number of values	: 395
units	: ppm
detection limit	: 2
analytical method	: ICPMS

Vanadium by ICPMS

Summary Statistics

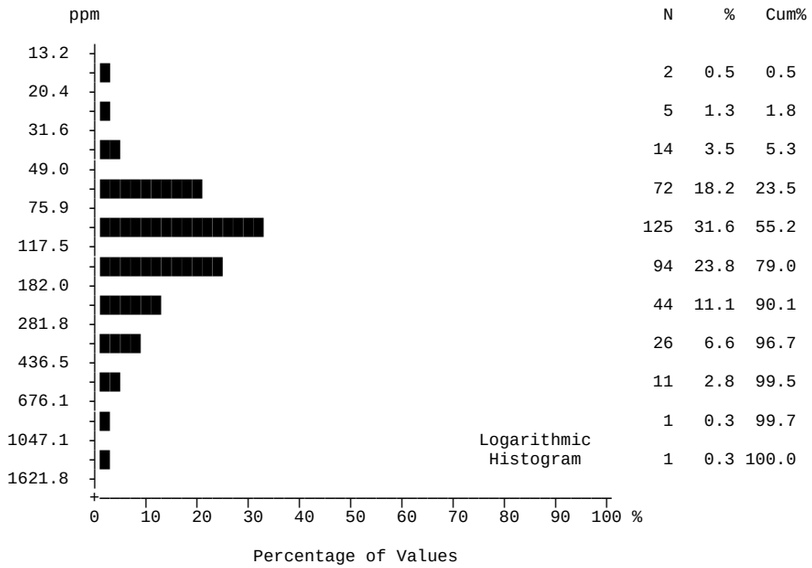

	N	%	Cum%
	2	0.5	0.5
	5	1.3	1.8
	14	3.5	5.3
	72	18.2	23.5
	125	31.6	55.2
	94	23.8	79.0
	44	11.1	90.1
	26	6.6	96.7
	11	2.8	99.5
	1	0.3	99.7
	1	0.3	100.0

	All	KSF	mKS	DME	ODR	Q	COR	lCG	PCH	CPA
N	395	94	53	50	41	32	26	26	19	13
N > DL	395	94	53	50	41	32	26	26	19	13
Missing	72	14	2	8	12	7	5	3	9	4
Mean	143.86	93.10	79.43	182.81	275.62	163.43	175.43	91.73	186.17	107.80
Median	108.70	85.70	73.40	149.90	189.30	142.00	122.60	69.00	127.50	117.10
Mode	83.40	83.40	68.10	144.20	18.60	57.00	40.60	74.50	51.40	26.90
Range	1243.7	255.9	171.7	420.8	1242.3	356.3	460.2	461.0	543.8	195.3
St Dev	118.33	34.69	31.51	82.78	216.28	94.45	136.99	98.44	142.55	53.33
Coef Var	0.823	0.373	0.397	0.453	0.785	0.578	0.781	1.073	0.766	0.495
Log Mean	2.066	1.946	1.869	2.226	2.345	2.145	2.138	1.846	2.178	1.968
Geo Mean	116.37	88.23	73.91	168.12	221.44	139.66	137.44	70.08	150.58	92.92
Log StDv	0.269	0.139	0.170	0.175	0.296	0.250	0.299	0.284	0.275	0.271
Log CVar	0.130	0.071	0.091	0.079	0.126	0.117	0.140	0.154	0.126	0.138
Percntls										
Minimum	17.2	35.6	17.2	63.6	18.6	52.0	40.6	23.0	51.4	26.9
10th	61.0	67.0	49.7	104.3	107.2	57.0	60.3	30.6	76.4	26.9
20th	72.8	72.8	54.9	125.5	152.8	69.0	75.8	43.8	98.6	59.5
30th	82.4	76.0	62.1	137.7	160.4	98.0	89.2	61.0	102.8	73.9
40th	92.7	81.7	66.7	144.2	181.0	128.6	105.9	63.6	112.9	89.6
50th	108.7	85.7	73.4	149.9	189.3	142.0	122.6	69.0	127.5	117.1
60th	128.0	89.8	78.8	177.5	216.0	156.6	132.9	72.5	130.7	118.5
70th	148.7	95.5	84.4	191.1	284.9	178.1	151.7	74.5	149.9	125.9
80th	183.9	105.7	100.5	220.8	372.5	238.0	282.4	83.8	226.4	137.8
85th	207.1	114.8	109.3	245.1	380.7	264.2	333.2	92.7	305.8	144.1
90th	276.4	140.2	112.3	305.3	503.0	289.8	353.3	94.4	402.1	150.5
95th	372.5	150.6	120.1	347.0	581.9	316.5	493.2	333.5	406.1	150.5
98th	493.2	174.7	184.9	385.9	729.5	390.4	493.2	333.5	595.2	222.2
99th	581.9	191.7	184.9	484.4	1260.9	408.3	500.8	484.0	595.2	222.2
Maximum	1260.9	291.5	188.9	484.4	1260.9	408.3	500.8	484.0	595.2	222.2

Zinc (Zn)

Stream Sediment

number of values	: 395
units	: ppm
detection limit	: 0.1
analytical method	: ICPMS

Zinc by ICPMS

Summary Statistics

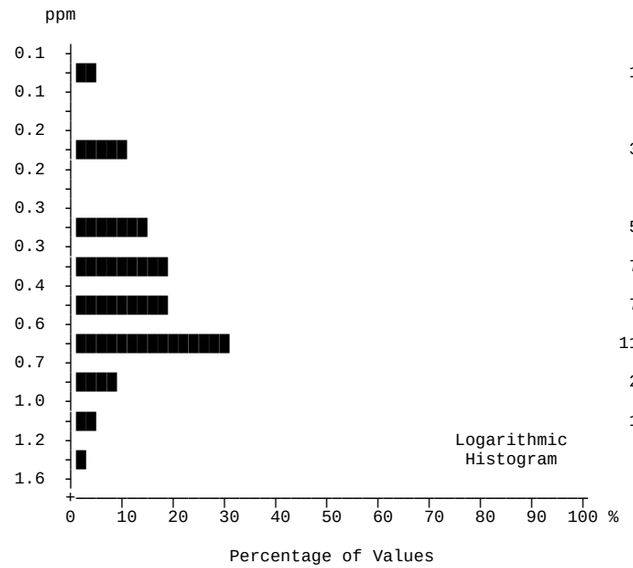

N	%	Cum%
11	2.8	2.8
0	0.0	2.8
35	8.9	11.6
0	0.0	11.6
55	13.9	25.6
71	18.0	43.5
70	17.7	61.3
113	28.6	89.9
28	7.1	97.0
11	2.8	99.7
1	0.3	100.0

	All	KSF	mKS	DME	ODR	Q	COR	lCG	PCH	CPA
N	395	94	53	50	41	32	26	26	19	13
N > DL	384	94	51	48	39	31	26	24	19	11
Missing	72	14	2	8	12	7	5	3	9	4
Mean	0.50	0.57	0.46	0.48	0.54	0.51	0.54	0.38	0.61	0.31
Median	0.50	0.60	0.40	0.50	0.50	0.50	0.50	0.40	0.60	0.30
Mode	0.40	0.50	0.60	0.40	0.50	0.50	0.60	0.40	0.70	0.20
Range	1.2	1.1	1.1	0.9	0.9	0.9	1.0	0.8	0.4	0.6
St Dev	0.21	0.20	0.24	0.18	0.22	0.21	0.26	0.18	0.14	0.18
Coef Var	0.426	0.349	0.511	0.376	0.400	0.405	0.485	0.475	0.224	0.570
Log Mean	-0.348	-0.273	-0.391	-0.359	-0.312	-0.333	-0.318	-0.467	-0.229	-0.578
Geo Mean	0.45	0.53	0.41	0.44	0.49	0.46	0.48	0.34	0.59	0.26
Log StDv	0.211	0.161	0.232	0.202	0.223	0.212	0.216	0.228	0.102	0.256
Log CVar	-0.609	-0.589	-0.593	-0.564	-0.717	-0.637	-0.679	-0.490	-0.446	-0.444
Percntls										
Minimum	0.1	0.2	0.1	0.1	0.1	0.1	0.2	0.1	0.4	0.1
10th	0.2	0.3	0.2	0.2	0.3	0.2	0.2	0.2	0.4	0.1
20th	0.3	0.4	0.3	0.3	0.3	0.3	0.3	0.2	0.5	0.2
30th	0.4	0.5	0.3	0.4	0.4	0.4	0.4	0.3	0.5	0.2
40th	0.4	0.5	0.4	0.4	0.5	0.5	0.4	0.3	0.6	0.2
50th	0.5	0.6	0.4	0.5	0.5	0.5	0.5	0.4	0.6	0.3
60th	0.5	0.6	0.5	0.5	0.6	0.5	0.6	0.4	0.6	0.3
70th	0.6	0.7	0.6	0.6	0.7	0.6	0.6	0.4	0.7	0.3
80th	0.7	0.7	0.6	0.6	0.7	0.7	0.7	0.4	0.7	0.4
85th	0.7	0.8	0.6	0.7	0.7	0.7	0.7	0.6	0.7	0.5
90th	0.8	0.8	0.7	0.7	0.8	0.8	0.8	0.6	0.8	0.5
95th	0.8	0.8	0.8	0.7	0.9	0.8	1.1	0.7	0.8	0.5
98th	1.0	1.0	1.2	0.8	1.0	0.9	1.1	0.7	0.8	0.7
99th	1.1	1.1	1.2	1.0	1.0	1.0	1.2	0.9	0.8	0.7
Maximum	1.3	1.3	1.2	1.0	1.0	1.0	1.2	0.9	0.8	0.7

Beryllium (Be)

Stream Sediment

number of values : 395
units : ppm
detection limit : 0.1
analytical method : ICPMS

Beryllium by ICPMS

Summary Statistics

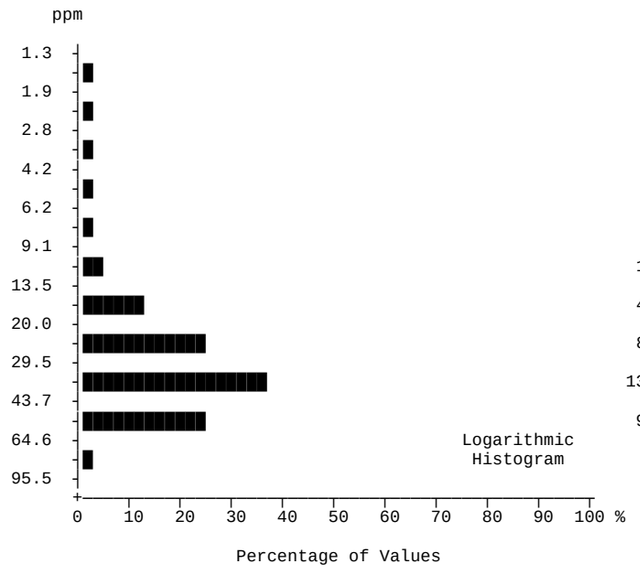

N	%	Cum%
1	0.3	0.3
1	0.3	0.5
4	1.0	1.5
5	1.3	2.8
6	1.5	4.3
12	3.0	7.3
44	11.1	18.5
89	22.5	41.0
137	34.7	75.7
91	23.0	98.7
5	1.3	100.0

	All	KSF	mKS	DME	ODR	Q	COR	lCG	PCH	CPA
N	395	94	53	50	41	32	26	26	19	13
N > DL	395	94	53	50	41	32	26	26	19	13
Missing	72	14	2	8	12	7	5	3	9	4
Mean	33.29	41.25	41.72	23.31	26.14	33.36	35.78	32.50	35.26	19.12
Median	32.80	42.40	40.50	22.60	25.90	29.60	30.50	32.70	31.00	23.80
Mode	30.10	48.40	38.90	17.50	1.80	24.30	24.00	4.50	19.40	2.80
Range	92.3	49.7	89.7	51.8	49.9	59.3	42.6	72.8	34.4	35.5
St Dev	14.24	10.88	15.54	10.49	13.21	14.46	12.57	15.27	10.57	12.92
Coef Var	0.428	0.264	0.373	0.450	0.505	0.434	0.351	0.470	0.300	0.676
Log Mean	1.469	1.595	1.583	1.313	1.335	1.481	1.528	1.449	1.529	1.134
Geo Mean	29.43	39.40	38.26	20.54	21.65	30.27	33.76	28.13	33.79	13.63
Log StDv	0.246	0.144	0.208	0.245	0.316	0.202	0.151	0.270	0.131	0.419
Log CVar	0.167	0.091	0.131	0.187	0.236	0.136	0.980	0.186	0.085	0.370
Percntls										
Minimum	1.8	9.2	4.4	3.1	1.8	9.5	19.9	4.5	19.4	2.8
10th	15.6	23.5	23.8	9.3	6.7	13.0	21.6	11.6	22.4	2.8
20th	21.2	32.9	32.4	15.0	15.3	23.9	24.0	16.5	25.7	4.1
30th	25.5	36.8	37.3	17.5	18.4	25.0	25.9	26.5	29.5	5.0
40th	29.2	40.5	38.9	19.9	19.8	28.1	27.6	28.2	30.1	9.9
50th	32.8	42.4	40.5	22.6	25.9	29.6	30.5	32.7	31.0	23.8
60th	36.7	45.0	42.5	24.4	27.4	33.7	38.8	34.7	32.4	24.5
70th	40.7	47.8	44.8	27.5	35.2	36.7	42.0	39.5	41.3	29.6
80th	45.1	49.5	47.8	32.9	37.9	45.6	46.9	43.8	44.1	30.1
85th	47.9	51.2	53.2	34.3	39.7	48.2	49.0	44.7	47.1	31.2
90th	50.7	54.7	55.7	35.2	43.8	54.3	50.4	45.0	50.7	31.9
95th	55.5	56.8	60.8	36.6	50.0	56.0	56.7	49.2	51.9	31.9
98th	59.1	58.0	88.4	49.4	51.3	63.1	56.7	49.2	53.8	38.3
99th	68.2	58.4	88.4	54.9	51.7	68.8	62.5	77.3	53.8	38.3
Maximum	94.1	58.9	94.1	54.9	51.7	68.8	62.5	77.3	53.8	38.3

Cerium (Ce)

Stream Sediment

number of values	: 395
units	: ppm
detection limit	: 0.1
analytical method	: ICPMS

Cerium by ICPMS

Summary Statistics

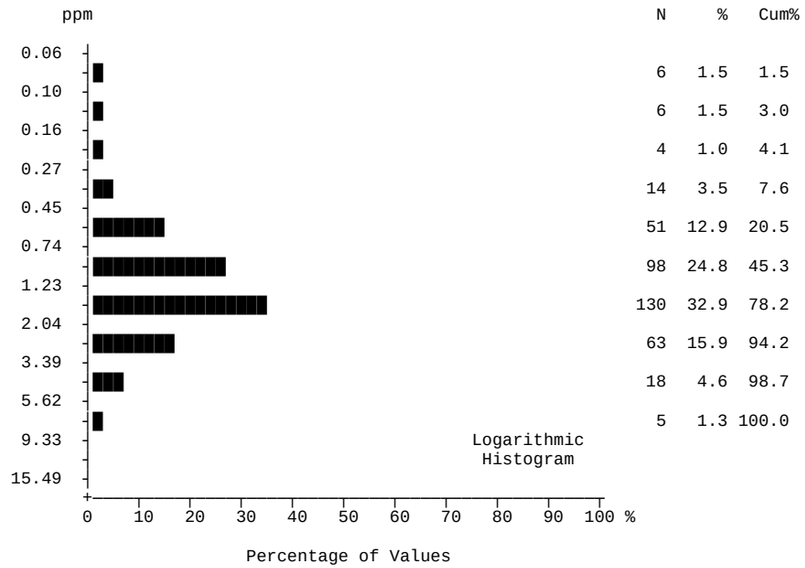

	All	KSF	mKS	DME	ODR	Q	COR	lCG	PCH	CPA
N	395	94	53	50	41	32	26	26	19	13
N > DL	395	94	53	50	41	32	26	26	19	13
Missing	72	14	2	8	12	7	5	3	9	4
Mean	1.55	1.73	1.70	1.19	1.33	1.46	2.17	1.47	2.43	0.59
Median	1.34	1.58	1.36	1.08	1.34	1.25	1.71	1.20	2.19	0.46
Mode	0.96	1.89	0.95	0.55	1.44	0.81	0.66	0.16	0.86	0.06
Range	8.57	6.04	8.55	2.95	3.27	4.60	5.92	6.80	3.77	1.66
St Dev	1.10	1.00	1.32	0.62	0.85	0.96	1.56	1.40	1.19	0.50
Coef Var	0.707	0.581	0.778	0.524	0.636	0.659	0.720	0.955	0.489	0.853
Log Mean	0.088	0.167	0.131	0.004	0.003	0.061	0.257	-0.001	0.334	-0.403
Geo Mean	1.22	1.47	1.35	1.01	1.01	1.15	1.81	1.00	2.16	0.40
Log StDv	0.330	0.273	0.309	0.279	0.388	0.339	0.254	0.416	0.223	0.439
Log CVar	3.747	1.645	2.356	93.166	129.264	5.658	0.992	0.000	0.669	-1.092
Percntls										
Minimum	0.06	0.07	0.08	0.10	0.06	0.14	0.66	0.14	0.86	0.06
10th	0.55	0.71	0.67	0.53	0.31	0.24	0.90	0.16	0.93	0.06
20th	0.74	1.00	0.76	0.64	0.62	0.74	1.10	0.37	1.24	0.15
30th	0.96	1.23	0.95	0.74	0.70	0.90	1.22	0.67	1.73	0.23
40th	1.13	1.41	1.04	0.97	0.91	1.06	1.45	0.88	1.81	0.33
50th	1.34	1.58	1.36	1.08	1.34	1.25	1.71	1.20	2.19	0.46
60th	1.55	1.79	1.58	1.27	1.45	1.45	1.93	1.23	2.26	0.54
70th	1.81	1.97	1.83	1.50	1.52	1.65	2.06	1.60	2.85	0.61
80th	2.08	2.14	2.33	1.66	1.82	1.97	2.50	2.05	3.63	0.72
85th	2.31	2.26	2.70	1.76	2.45	1.99	2.51	2.33	3.88	1.08
90th	2.77	2.79	2.90	1.83	2.72	2.31	3.41	2.58	3.93	1.29
95th	3.45	3.40	3.21	2.30	2.85	2.93	6.25	3.45	4.47	1.29
98th	4.74	4.61	3.98	2.60	2.95	3.45	6.25	3.45	4.63	1.72
99th	6.11	5.52	3.98	3.05	3.33	4.74	6.58	6.94	4.63	1.72
Maximum	8.63	6.11	8.63	3.05	3.33	4.74	6.58	6.94	4.63	1.72

Cesium (Cs)

Stream Sediment

number of values	: 395
units	: ppm
detection limit	: 0.02
analytical method	: ICPMS

Cesium by ICPMS

Summary Statistics

Histograms are not calculated for variables with
fewer than 15 samples above the detection limit.

	All
N	395
N > DL	5
Missing	72
Mean	0.10
Median	0.10
Mode	0.10
Range	0.2
St Dev	0.01
Coef Var	0.140
Log Mean	-0.996
Geo Mean	0.10
Log StDv	0.038
Log CVar	-0.039
Percntls	
Minimum	0.1
10th	0.1
20th	0.1
30th	0.1
40th	0.1
50th	0.1
60th	0.1
70th	0.1
80th	0.1
85th	0.1
90th	0.1
95th	0.1
98th	0.1
99th	0.2
Maximum	0.3

Germanium (Ge)
Stream Sediment

number of values : 395
units : ppm
detection limit : 0.1
analytical method : ICPMS

Germanium by ICPMS

Summary Statistics

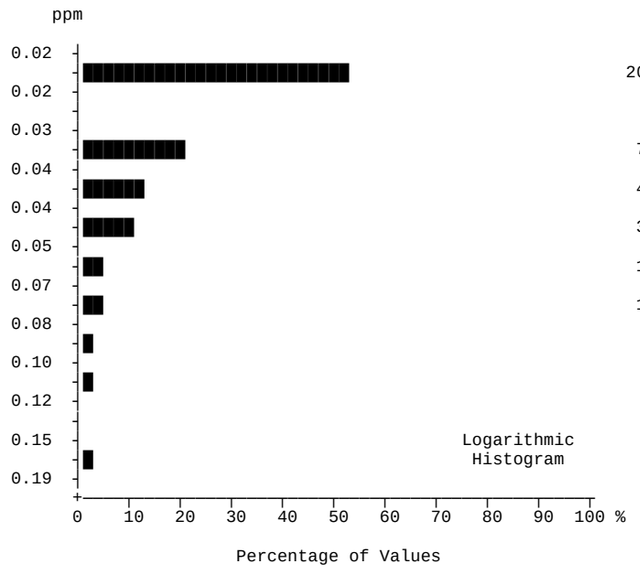

	N	%	Cum%
	203	51.4	51.4
	0	0.0	51.4
	73	18.5	69.9
	46	11.6	81.5
	36	9.1	90.6
	13	3.3	93.9
	16	4.1	98.0
	5	1.3	99.2
	2	0.5	99.7
	0	0.0	99.7
	1	0.3	100.0

	All	KSF	mKS	DME	ODR	Q	COR	lCG	PCH	CPA
N	395	94	53	50	41	32	26	26	19	13
N > DL	192	40	30	20	19	18	12	15	6	7
Missing	72	14	2	8	12	7	5	3	9	4
Mean	0.03	0.03	0.04	0.03	0.03	0.03	0.03	0.03	0.03	0.04
Median	0.02	0.02	0.03	0.02	0.02	0.03	0.02	0.03	0.02	0.03
Mode	0.02	0.02	0.02	0.02	0.02	0.02	0.02	0.02	0.02	0.02
Range	0.15	0.15	0.08	0.05	0.04	0.05	0.10	0.05	0.03	0.07
St Dev	0.02	0.02	0.02	0.01	0.01	0.01	0.02	0.01	0.01	0.03
Coef Var	0.570	0.673	0.583	0.428	0.404	0.421	0.732	0.437	0.358	0.645
Log Mean	-1.542	-1.561	-1.463	-1.581	-1.574	-1.523	-1.562	-1.522	-1.619	-1.436
Geo Mean	0.03	0.03	0.03	0.03	0.03	0.03	0.03	0.03	0.02	0.04
Log StDv	0.193	0.196	0.241	0.160	0.154	0.176	0.203	0.178	0.131	0.282
Log CVar	-0.125	-0.126	-0.164	-0.101	-0.980	-0.115	-0.130	-0.117	-0.081	-0.197
Percntls										
Minimum	0.02	0.02	0.02	0.02	0.02	0.02	0.02	0.02	0.02	0.02
10th	0.02	0.02	0.02	0.02	0.02	0.02	0.02	0.02	0.02	0.02
20th	0.02	0.02	0.02	0.02	0.02	0.02	0.02	0.02	0.02	0.02
30th	0.02	0.02	0.02	0.02	0.02	0.02	0.02	0.02	0.02	0.02
40th	0.02	0.02	0.02	0.02	0.02	0.02	0.02	0.02	0.02	0.02
50th	0.02	0.02	0.03	0.02	0.02	0.03	0.02	0.03	0.02	0.03
60th	0.03	0.03	0.04	0.02	0.03	0.03	0.03	0.03	0.02	0.05
70th	0.04	0.03	0.05	0.03	0.03	0.04	0.03	0.04	0.02	0.05
80th	0.04	0.04	0.06	0.04	0.04	0.05	0.03	0.04	0.03	0.07
85th	0.05	0.05	0.06	0.04	0.04	0.05	0.04	0.05	0.03	0.08
90th	0.05	0.06	0.08	0.05	0.04	0.05	0.04	0.05	0.04	0.09
95th	0.07	0.07	0.08	0.05	0.05	0.05	0.09	0.06	0.04	0.09
98th	0.08	0.08	0.09	0.05	0.06	0.05	0.09	0.06	0.05	0.09
99th	0.09	0.08	0.09	0.07	0.06	0.07	0.12	0.07	0.05	0.09
Maximum	0.17	0.17	0.10	0.07	0.06	0.07	0.12	0.07	0.05	0.09

Hafnium (Hf)

Stream Sediment

number of values	: 395
units	: ppm
detection limit	: 0.02
analytical method	: ICPMS

Hafnium by ICPMS

Summary Statistics

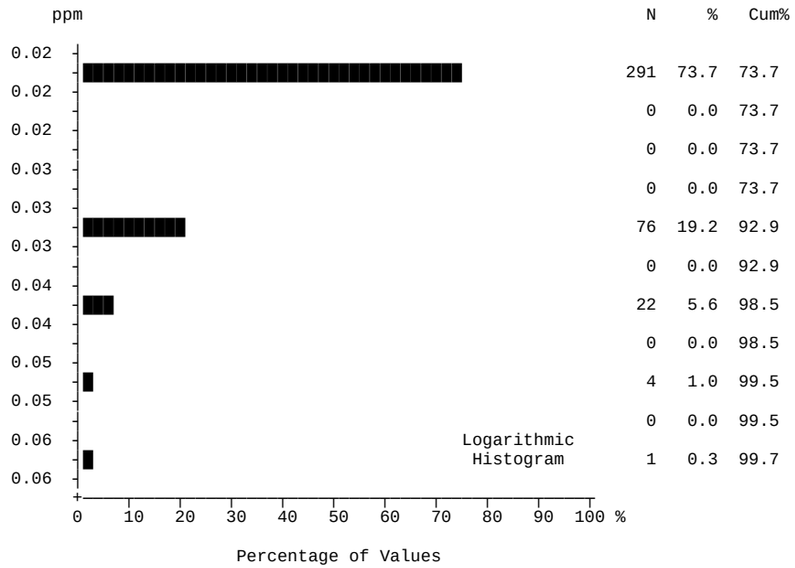

	N	%	Cum%
	291	73.7	73.7
	0	0.0	73.7
	0	0.0	73.7
	0	0.0	73.7
	76	19.2	92.9
	0	0.0	92.9
	22	5.6	98.5
	0	0.0	98.5
	4	1.0	99.5
	0	0.0	99.5
	1	0.3	99.7

	All	KSF	mKS	DME	ODR	Q	COR	lCG	PCH	CPA
N	395	94	53	50	41	32	26	26	19	13
N > DL	104	47	8	15	8	9	2	2	5	2
Missing	72	14	2	8	12	7	5	3	9	4
Mean	0.02	0.03	0.02	0.02	0.02	0.02	0.02	0.02	0.02	0.02
Median	0.02	0.02	0.02	0.02	0.02	0.02	0.02	0.02	0.02	0.02
Mode	0.02	0.02	0.02	0.02	0.02	0.02	0.02	0.02	0.02	0.02
Range	0.05	0.04	0.03	0.02	0.02	0.03	0.03	0.01	0.05	0.01
St Dev	0.01	0.01	0.01	0.01	0.01	0.01	0.01	0.00	0.01	0.00
Coef Var	0.295	0.295	0.314	0.238	0.240	0.314	0.284	0.131	0.474	0.174
Log Mean	-1.642	-1.592	-1.659	-1.641	-1.659	-1.635	-1.677	-1.685	-1.633	-1.672
Geo Mean	0.02	0.03	0.02	0.02	0.02	0.02	0.02	0.02	0.02	0.02
Log StDv	0.103	0.118	0.102	0.092	0.087	0.113	0.084	0.048	0.137	0.066
Log CVar	-0.063	-0.074	-0.061	-0.056	-0.052	-0.069	-0.050	-0.028	-0.084	-0.040
Percntls										
Minimum	0.02	0.02	0.02	0.02	0.02	0.02	0.02	0.02	0.02	0.02
10th	0.02	0.02	0.02	0.02	0.02	0.02	0.02	0.02	0.02	0.02
20th	0.02	0.02	0.02	0.02	0.02	0.02	0.02	0.02	0.02	0.02
30th	0.02	0.02	0.02	0.02	0.02	0.02	0.02	0.02	0.02	0.02
40th	0.02	0.02	0.02	0.02	0.02	0.02	0.02	0.02	0.02	0.02
50th	0.02	0.02	0.02	0.02	0.02	0.02	0.02	0.02	0.02	0.02
60th	0.02	0.03	0.02	0.02	0.02	0.02	0.02	0.02	0.02	0.02
70th	0.02	0.03	0.02	0.02	0.02	0.02	0.02	0.02	0.02	0.02
80th	0.03	0.03	0.02	0.03	0.02	0.03	0.02	0.02	0.03	0.02
85th	0.03	0.03	0.02	0.03	0.03	0.03	0.02	0.02	0.03	0.02
90th	0.03	0.04	0.03	0.03	0.03	0.03	0.02	0.02	0.03	0.03
95th	0.04	0.04	0.04	0.03	0.03	0.04	0.03	0.03	0.03	0.03
98th	0.04	0.04	0.05	0.04	0.04	0.04	0.03	0.03	0.07	0.03
99th	0.05	0.04	0.05	0.04	0.04	0.05	0.05	0.03	0.07	0.03
Maximum	0.07	0.06	0.05	0.04	0.04	0.05	0.05	0.03	0.07	0.03

Indium (In)

Stream Sediment

number of values	: 395
units	: ppm
detection limit	: 0.02
analytical method	: ICPMS

Indium by ICPMS

Summary Statistics

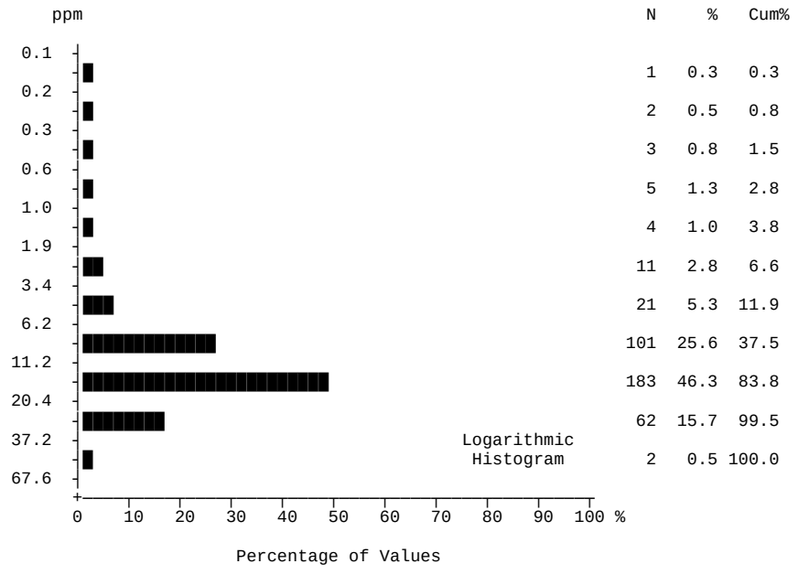

ppm	N	%	Cum%
0.1	1	0.3	0.3
0.2	2	0.5	0.8
0.3	3	0.8	1.5
0.6	5	1.3	2.8
1.0	4	1.0	3.8
1.9	11	2.8	6.6
3.4	21	5.3	11.9
6.2	101	25.6	37.5
11.2	183	46.3	83.8
20.4	62	15.7	99.5
37.2	2	0.5	100.0
67.6			

	All	KSF	mKS	DME	ODR	Q	COR	lCG	PCH	CPA
N	395	94	53	50	41	32	26	26	19	13
N > DL	394	93	53	50	41	32	26	26	19	13
Missing	72	14	2	8	12	7	5	3	9	4
Mean	13.81	15.58	14.79	12.72	13.25	13.44	14.42	13.25	19.08	6.36
Median	13.40	15.10	15.10	11.70	12.70	12.70	13.00	13.90	18.40	6.90
Mode	9.10	17.30	17.70	10.40	12.40	9.10	12.60	2.80	17.80	0.40
Range	43.3	39.0	25.7	25.9	28.0	43.0	25.2	31.2	16.5	13.6
St Dev	6.78	6.95	5.80	5.38	7.04	8.25	5.67	8.60	4.46	4.76
Coef Var	0.491	0.446	0.392	0.423	0.531	0.614	0.393	0.649	0.234	0.748
Log Mean	1.054	1.126	1.124	1.039	1.004	0.993	1.125	0.971	1.269	0.592
Geo Mean	11.33	13.37	13.29	10.93	10.10	9.85	13.34	9.36	18.57	3.90
Log StDv	0.348	0.315	0.235	0.320	0.430	0.445	0.184	0.444	0.105	0.536
Log CVar	0.330	0.280	0.209	0.308	0.428	0.449	0.164	0.458	0.083	0.908
Percntls										
Minimum	0.1	0.1	1.2	0.2	0.2	0.4	3.9	0.7	11.2	0.4
10th	5.2	7.9	6.3	6.0	4.1	1.2	8.9	2.1	12.0	0.4
20th	8.7	9.3	10.2	9.4	5.8	7.0	11.4	2.8	15.3	0.8
30th	10.2	10.3	12.2	10.4	9.3	11.0	12.2	8.7	17.7	2.1
40th	11.7	13.4	13.7	10.6	10.5	11.9	12.6	12.4	17.8	2.4
50th	13.4	15.1	15.1	11.7	12.7	12.7	13.0	13.9	18.4	6.9
60th	15.0	17.2	15.9	13.0	14.9	14.2	14.2	14.6	19.3	7.3
70th	17.2	18.6	16.7	14.6	18.6	16.0	14.5	15.2	20.7	7.9
80th	18.8	21.4	17.7	17.6	19.4	18.4	17.5	17.7	21.1	10.2
85th	21.1	22.9	21.2	18.5	19.6	18.4	18.8	19.4	22.6	11.5
90th	22.6	24.6	22.9	19.8	21.9	21.8	19.1	25.2	25.7	12.3
95th	25.7	26.1	25.2	22.1	22.7	23.0	28.1	28.5	26.0	12.3
98th	28.2	28.4	26.6	22.2	25.5	23.4	28.1	28.5	27.7	14.0
99th	29.1	29.4	26.6	26.1	28.2	43.4	29.1	31.9	27.7	14.0
Maximum	43.4	39.1	26.9	26.1	28.2	43.4	29.1	31.9	27.7	14.0

Lithium (Li)

Stream Sediment

number of values	: 395
units	: ppm
detection limit	: 0.1
analytical method	: ICPMS

Lithium by ICPMS

Summary Statistics

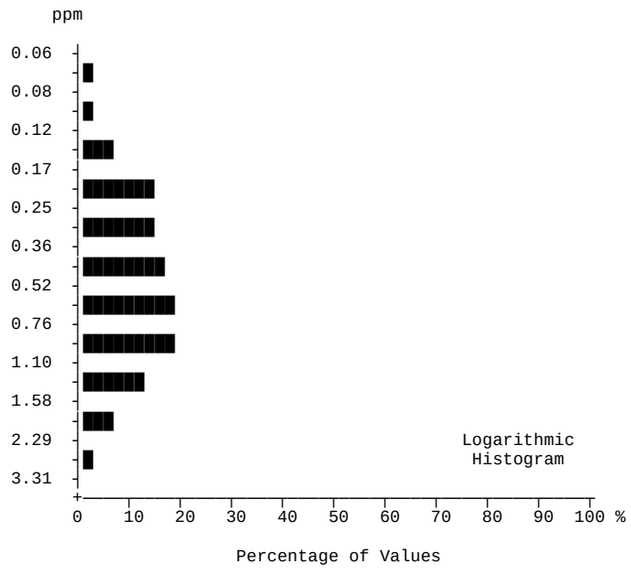

N	%	Cum%
1	0.3	0.3
6	1.5	1.8
23	5.8	7.6
50	12.7	20.3
54	13.7	33.9
58	14.7	48.6
69	17.5	66.1
65	16.5	82.5
48	12.2	94.7
19	4.8	99.5
2	0.5	100.0

	All	KSF	mKS	DME	ODR	Q	COR	lCG	PCH	CPA
N	395	94	53	50	41	32	26	26	19	13
N > DL	395	94	53	50	41	32	26	26	19	13
Missing	72	14	2	8	12	7	5	3	9	4
Mean	0.67	0.75	1.13	0.33	0.40	0.50	0.95	0.96	0.48	0.37
Median	0.55	0.60	1.08	0.24	0.34	0.49	0.86	0.96	0.43	0.31
Mode	0.33	0.33	0.36	0.20	0.57	0.52	0.67	0.98	0.78	0.23
Range	2.94	2.91	2.07	1.22	0.96	0.94	2.16	2.09	0.83	0.77
St Dev	0.49	0.54	0.51	0.24	0.21	0.22	0.47	0.52	0.28	0.24
Coef Var	0.727	0.720	0.452	0.713	0.534	0.443	0.496	0.534	0.580	0.638
Log Mean	-0.282	-0.229	-0.002	-0.559	-0.455	-0.346	-0.068	-0.085	-0.400	-0.518
Geo Mean	0.52	0.59	1.00	0.28	0.35	0.45	0.86	0.82	0.40	0.30
Log StDv	0.319	0.311	0.244	0.262	0.223	0.217	0.204	0.273	0.287	0.300
Log CVar	-1.133	-1.360	-244.204	-0.469	-0.491	-0.630	-3.049	-3.208	-0.717	-0.579
Percntls										
Minimum	0.08	0.11	0.18	0.09	0.13	0.13	0.33	0.18	0.14	0.08
10th	0.20	0.23	0.36	0.13	0.15	0.21	0.44	0.29	0.18	0.08
20th	0.25	0.30	0.72	0.17	0.22	0.29	0.57	0.50	0.19	0.17
30th	0.33	0.34	0.85	0.20	0.26	0.36	0.67	0.64	0.21	0.23
40th	0.46	0.51	0.93	0.21	0.31	0.41	0.73	0.83	0.28	0.23
50th	0.55	0.60	1.08	0.24	0.34	0.49	0.86	0.96	0.43	0.31
60th	0.66	0.68	1.18	0.29	0.38	0.52	0.92	0.98	0.50	0.33
70th	0.84	0.94	1.41	0.37	0.46	0.60	1.10	1.03	0.71	0.44
80th	1.03	1.16	1.50	0.48	0.57	0.68	1.31	1.27	0.78	0.47
85th	1.16	1.23	1.64	0.62	0.57	0.69	1.38	1.29	0.78	0.67
90th	1.38	1.38	1.97	0.68	0.63	0.76	1.40	1.44	0.78	0.68
95th	1.62	1.51	2.01	0.77	0.85	0.87	1.74	2.23	0.78	0.68
98th	2.14	2.22	2.14	0.88	0.92	0.94	1.74	2.23	0.97	0.85
99th	2.25	2.25	2.14	1.31	1.09	1.07	2.49	2.27	0.97	0.85
Maximum	3.02	3.02	2.25	1.31	1.09	1.07	2.49	2.27	0.97	0.85

Niobium (Nb)

Stream Sediment

number of values	: 395
units	: ppm
detection limit	: 0.02
analytical method	: ICPMS

Niobium by ICPMS

Summary Statistics

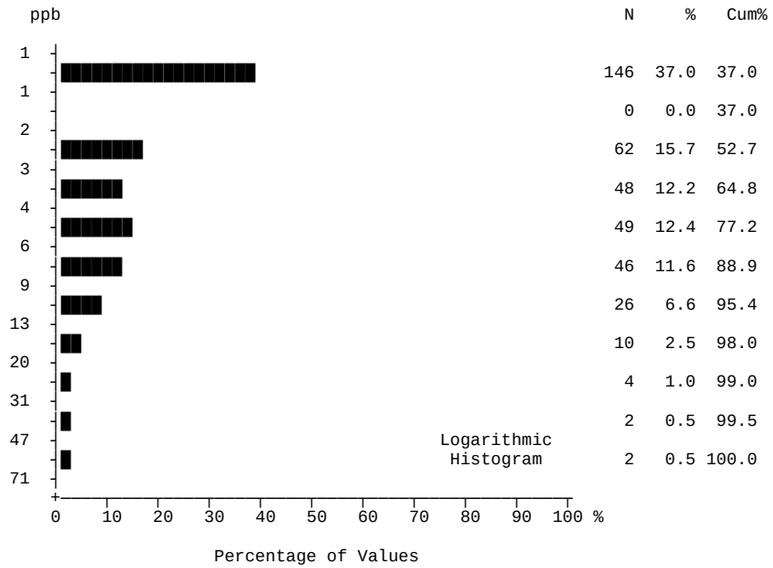

	N	%	Cum%
	146	37.0	37.0
	0	0.0	37.0
	62	15.7	52.7
	48	12.2	64.8
	49	12.4	77.2
	46	11.6	88.9
	26	6.6	95.4
	10	2.5	98.0
	4	1.0	99.0
	2	0.5	99.5
	2	0.5	100.0

	All	KSF	mKS	DME	ODR	Q	COR	lCG	PCH	CPA
N	395	94	53	50	41	32	26	26	19	13
N > DL	249	36	24	39	37	28	18	13	11	10
Missing	72	14	2	8	12	7	5	3	9	4
Mean	4.2	3.0	2.2	3.6	9.1	5.8	4.7	3.5	2.6	4.8
Median	2.0	1.0	1.0	3.0	7.0	5.0	5.0	1.0	2.0	2.0
Mode	1.0	1.0	1.0	3.0	2.0	3.0	1.0	1.0	1.0	2.0
Range	61	51	10	15	61	13	14	27	8	18
St Dev	5.97	6.25	2.07	3.13	11.37	3.97	3.87	5.46	2.22	5.07
Coef Var	1.407	2.100	0.931	0.869	1.250	0.690	0.819	1.544	0.842	1.063
Log Mean	0.413	0.226	0.230	0.436	0.750	0.641	0.508	0.319	0.303	0.494
Geo Mean	2.6	1.7	1.7	2.7	5.6	4.4	3.2	2.1	2.0	3.1
Log StDv	0.401	0.360	0.294	0.318	0.426	0.350	0.411	0.398	0.315	0.408
Log CVar	0.974	1.600	1.280	0.730	0.568	0.548	0.810	1.252	1.044	0.827
Percntls										
Minimum	1	1	1	1	1	1	1	1	1	1
10th	1	1	1	1	1	1	1	1	1	1
20th	1	1	1	1	2	2	1	1	1	1
30th	1	1	1	2	3	3	1	1	1	2
40th	2	1	1	2	4	3	2	1	1	2
50th	2	1	1	3	7	5	5	1	2	2
60th	3	1	2	3	8	6	6	2	2	5
70th	4	2	2	4	9	8	6	3	3	5
80th	6	3	3	5	11	10	7	4	3	5
85th	7	4	3	6	12	10	7	5	4	7
90th	10	5	5	6	14	12	8	7	6	10
95th	13	6	5	12	32	13	12	8	6	10
98th	20	21	9	13	39	14	12	8	9	19
99th	28	23	9	16	62	14	15	28	9	19
Maximum	62	52	11	16	62	14	15	28	9	19

Rhenium (Re)

Stream Sediment

number of values	: 395
units	: ppb
detection limit	: 1
analytical method	: ICPMS

Rhenium by ICPMS

Summary Statistics

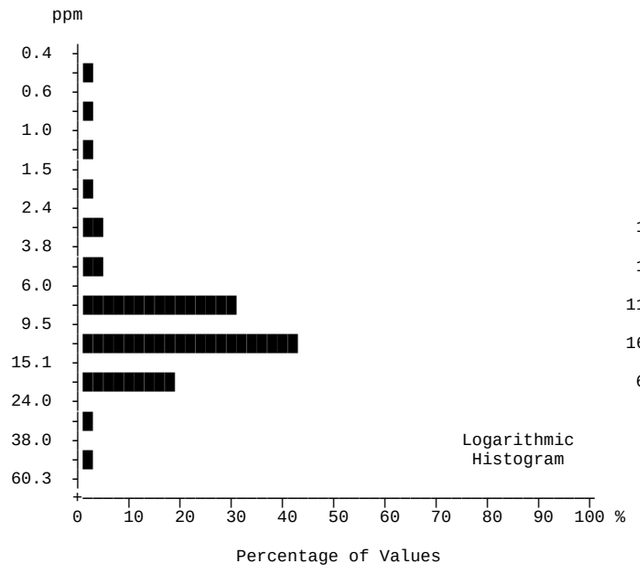

	N	%	Cum%
	2	0.5	0.5
	4	1.0	1.5
	6	1.5	3.0
	4	1.0	4.1
	12	3.0	7.1
	16	4.1	11.1
	117	29.6	40.8
	162	41.0	81.8
	65	16.5	98.2
	6	1.5	99.7
	1	0.3	100.0

	All	KSF	mKS	DME	ODR	Q	COR	lCG	PCH	CPA
N	395	94	53	50	41	32	26	26	19	13
N > DL	395	94	53	50	41	32	26	26	19	13
Missing	72	14	2	8	12	7	5	3	9	4
Mean	10.97	12.17	12.70	9.20	9.66	9.19	13.05	13.50	11.09	5.58
Median	10.50	12.00	12.80	8.70	10.30	9.90	12.90	9.80	10.30	5.00
Mode	10.80	9.10	10.80	7.10	10.40	7.50	15.30	1.10	10.30	0.70
Range	43.5	23.9	23.9	14.7	17.2	15.4	17.5	42.8	12.7	15.8
St Dev	5.12	4.11	5.23	2.88	4.12	3.67	4.40	11.21	3.55	4.56
Coef Var	0.467	0.338	0.412	0.313	0.427	0.399	0.337	0.830	0.320	0.818
Log Mean	0.980	1.048	1.056	0.933	0.913	0.897	1.090	0.954	1.026	0.591
Geo Mean	9.54	11.17	11.39	8.57	8.19	7.88	12.29	9.00	10.61	3.90
Log StDv	0.268	0.217	0.231	0.194	0.321	0.302	0.159	0.445	0.132	0.415
Log CVar	0.274	0.207	0.218	0.208	0.351	0.337	0.146	0.466	0.129	0.701
Percntls										
Minimum	0.4	0.6	1.1	0.9	0.4	0.9	5.5	1.1	6.5	0.7
10th	5.6	7.2	6.3	6.6	3.3	1.6	6.6	1.6	6.8	0.7
20th	7.3	9.1	7.7	7.1	7.1	7.4	9.7	2.9	8.5	1.2
30th	8.4	10.1	9.3	7.3	7.7	7.7	10.2	7.3	9.2	1.9
40th	9.4	11.1	10.8	7.8	8.6	9.0	10.9	7.8	9.6	4.0
50th	10.5	12.0	12.8	8.7	10.3	9.9	12.9	9.8	10.3	5.0
60th	11.2	12.9	14.2	9.6	10.6	10.6	13.6	11.5	10.3	5.2
70th	12.7	14.6	15.1	11.0	11.1	10.9	15.3	16.7	10.8	5.4
80th	14.7	15.3	16.8	11.4	12.9	11.8	17.0	21.4	13.3	5.8
85th	15.9	16.2	18.1	12.4	13.4	11.9	17.1	27.0	14.2	9.3
90th	17.1	17.6	19.8	12.4	13.7	12.3	17.8	28.1	15.9	11.6
95th	18.4	17.9	21.2	14.7	17.1	12.6	20.9	32.6	17.5	11.6
98th	22.2	20.3	22.2	14.8	17.5	15.3	20.9	32.6	19.2	16.5
99th	27.0	21.6	22.2	15.6	17.6	16.3	23.0	43.9	19.2	16.5
Maximum	43.9	24.5	25.0	15.6	17.6	16.3	23.0	43.9	19.2	16.5

Rubidium (Rb)

Stream Sediment

number of values : 395
units : ppm
detection limit : 0.1
analytical method : ICPMS

Rubidium by ICPMS

Summary Statistics

Histograms are not calculated for variables with fewer than 15 samples above the detection limit.

	All
N	395
N > DL	0
Missing	72
Mean	0.05
Median	0.05
Mode	0.05
Range	0.00
St Dev	0.00
Coef Var	0.00
Log Mean	-1.301
Geo Mean	0.05
Log StDv	0.000
Log CVar	0.000
Percntls	
Minimum	0.05
10th	0.05
20th	0.05
30th	0.05
40th	0.05
50th	0.05
60th	0.05
70th	0.05
80th	0.05
85th	0.05
90th	0.05
95th	0.05
98th	0.05
99th	0.05
Maximum	0.05

Tantalum (Ta)

Stream Sediment

number of values	: 395
units	: ppm
detection limit	: 0.05
analytical method	: ICPMS

Tantalum by ICPMS

Summary Statistics

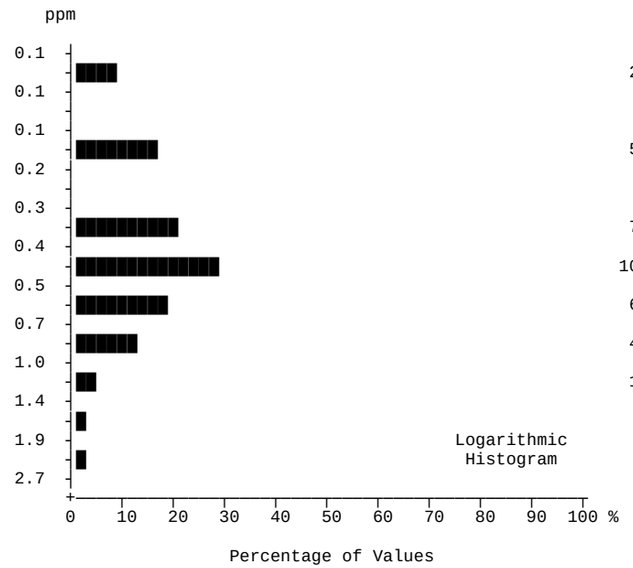

N	%	Cum%
28	7.1	7.1
0	0.0	7.1
57	14.4	21.5
0	0.0	21.5
77	19.5	41.0
109	27.6	68.6
69	17.5	86.1
41	10.4	96.5
12	3.0	99.5
1	0.3	99.7
1	0.3	100.0

	All	KSF	mKS	DME	ODR	Q	COR	lCG	PCH	CPA
N	395	94	53	50	41	32	26	26	19	13
N > DL	367	91	52	47	35	29	25	21	19	8
Missing	72	14	2	8	12	7	5	3	9	4
Mean	0.46	0.64	0.60	0.32	0.35	0.37	0.50	0.42	0.44	0.20
Median	0.40	0.60	0.60	0.30	0.30	0.30	0.40	0.50	0.40	0.20
Mode	0.30	0.60	0.60	0.30	0.40	0.30	0.40	0.50	0.40	0.10
Range	2.2	1.7	2.2	0.8	1.0	0.7	1.1	0.7	1.2	0.3
St Dev	0.28	0.31	0.33	0.16	0.21	0.18	0.26	0.21	0.28	0.11
Coef Var	0.602	0.481	0.541	0.503	0.609	0.479	0.518	0.493	0.623	0.540
Log Mean	-0.411	-0.253	-0.278	-0.538	-0.532	-0.483	-0.363	-0.452	-0.410	-0.755
Geo Mean	0.39	0.56	0.53	0.29	0.29	0.33	0.43	0.35	0.39	0.18
Log StDv	0.266	0.247	0.237	0.200	0.264	0.232	0.240	0.301	0.211	0.228
Log CVar	-0.648	-0.975	-0.852	-0.372	-0.497	-0.481	-0.664	-0.667	-0.516	-0.303
Percntls										
Minimum	0.1	0.1	0.1	0.1	0.1	0.1	0.1	0.1	0.2	0.1
10th	0.2	0.2	0.2	0.2	0.1	0.1	0.2	0.1	0.2	0.1
20th	0.2	0.4	0.3	0.2	0.2	0.2	0.3	0.1	0.3	0.1
30th	0.3	0.5	0.4	0.2	0.2	0.3	0.4	0.3	0.3	0.1
40th	0.3	0.5	0.6	0.3	0.3	0.3	0.4	0.4	0.3	0.1
50th	0.4	0.6	0.6	0.3	0.3	0.3	0.4	0.5	0.4	0.2
60th	0.5	0.7	0.7	0.3	0.4	0.4	0.5	0.5	0.4	0.2
70th	0.6	0.8	0.7	0.3	0.4	0.4	0.5	0.5	0.4	0.2
80th	0.7	0.9	0.8	0.4	0.4	0.5	0.7	0.6	0.5	0.2
85th	0.7	1.0	0.8	0.4	0.5	0.6	0.7	0.6	0.6	0.3
90th	0.8	1.1	0.9	0.5	0.6	0.6	0.7	0.6	0.7	0.4
95th	0.9	1.2	0.9	0.7	0.8	0.6	1.0	0.8	0.7	0.4
98th	1.2	1.2	0.9	0.8	0.8	0.8	1.0	0.8	1.4	0.4
99th	1.2	1.3	0.9	0.9	1.1	0.8	1.2	0.8	1.4	0.4
Maximum	2.3	1.8	2.3	0.9	1.1	0.8	1.2	0.8	1.4	0.4

Tin (Sn)

Stream Sediment

number of values : 395
units : ppm
detection limit : 0.1
analytical method : ICPMS

Tin by ICPMS

Summary Statistics

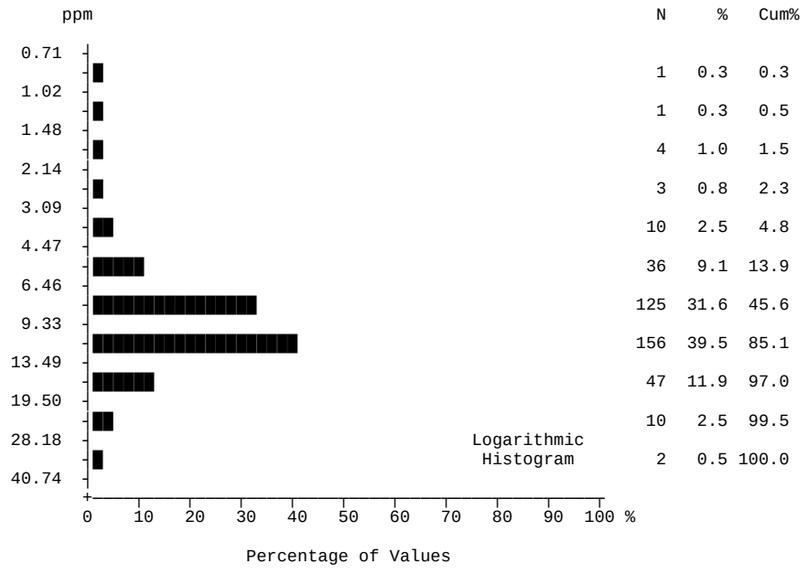

	N	%	Cum%
	1	0.3	0.3
	1	0.3	0.5
	4	1.0	1.5
	3	0.8	2.3
	10	2.5	4.8
	36	9.1	13.9
	125	31.6	45.6
	156	39.5	85.1
	47	11.9	97.0
	10	2.5	99.5
	2	0.5	100.0

	All	KSF	mKS	DME	ODR	Q	COR	lCG	PCH	CPA
N	395	94	53	50	41	32	26	26	19	13
N > DL	395	94	53	50	41	32	26	26	19	13
Missing	72	14	2	8	12	7	5	3	9	4
Mean	10.16	13.29	11.88	7.19	9.06	10.04	9.87	7.59	8.54	6.25
Median	9.69	12.99	10.96	6.74	8.74	9.80	9.58	7.85	8.30	7.23
Mode	9.38	9.33	1.60	5.67	0.80	8.47	11.19	7.97	6.39	1.62
Range	33.94	21.65	33.14	11.91	20.23	15.09	9.10	11.75	7.95	8.51
St Dev	4.15	3.66	5.77	2.46	3.75	2.83	2.12	2.80	2.28	3.13
Coef Var	0.409	0.276	0.486	0.342	0.413	0.282	0.215	0.370	0.267	0.500
Log Mean	0.969	1.107	1.031	0.825	0.907	0.985	0.985	0.844	0.918	0.727
Geo Mean	9.31	12.81	10.74	6.68	8.08	9.67	9.66	6.98	8.27	5.34
Log StDv	0.196	0.119	0.203	0.186	0.247	0.122	0.093	0.196	0.110	0.275
Log CVar	0.203	0.108	0.197	0.226	0.272	0.123	0.095	0.232	0.120	0.378
Percntls										
Minimum	0.80	5.88	1.60	1.07	0.80	4.21	5.92	1.68	5.99	1.62
10th	5.80	9.03	6.89	4.40	4.50	7.04	7.22	4.03	6.23	1.62
20th	7.08	10.57	7.93	5.41	6.24	7.32	7.94	4.61	6.39	2.59
30th	8.11	11.43	8.63	5.82	7.08	8.47	8.81	5.59	6.49	3.16
40th	8.88	12.25	10.13	6.52	8.27	8.84	8.96	6.99	7.50	3.59
50th	9.69	12.99	10.96	6.74	8.74	9.80	9.58	7.85	8.30	7.23
60th	10.57	13.47	11.42	7.25	9.54	10.55	9.95	8.34	8.71	8.14
70th	11.37	13.97	11.91	8.14	10.35	10.80	10.64	8.82	9.11	8.16
80th	12.82	15.45	13.66	9.53	11.09	11.84	11.19	9.50	9.38	8.34
85th	13.48	16.66	15.93	9.93	11.61	12.34	11.22	9.72	11.05	9.68
90th	15.00	18.82	18.35	10.45	12.77	12.72	12.29	11.25	11.33	9.70
95th	17.37	19.78	20.19	10.68	15.88	13.30	13.78	11.96	12.26	9.70
98th	20.19	21.04	30.33	12.85	16.59	15.60	13.78	11.96	13.94	10.13
99th	21.16	21.16	30.33	12.98	21.03	19.30	15.02	13.43	13.94	10.13
Maximum	34.74	27.53	34.74	12.98	21.03	19.30	15.02	13.43	13.94	10.13

Yttrium (Y)

Stream Sediment

number of values	: 395
units	: ppm
detection limit	: 0.01
analytical method	: ICPMS

Yttrium by ICPMS

Summary Statistics

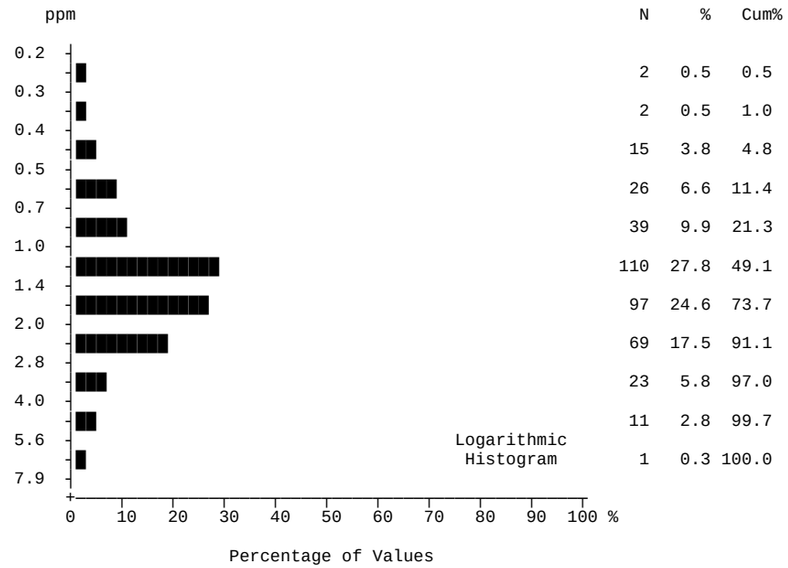

N	%	Cum%
2	0.5	0.5
2	0.5	1.0
15	3.8	4.8
26	6.6	11.4
39	9.9	21.3
110	27.8	49.1
97	24.6	73.7
69	17.5	91.1
23	5.8	97.0
11	2.8	99.7
1	0.3	100.0

	All	KSF	mKS	DME	ODR	Q	COR	lCG	PCH	CPA
N	395	94	53	50	41	32	26	26	19	13
N > DL	395	94	53	50	41	32	26	26	19	13
Missing	72	14	2	8	12	7	5	3	9	4
Mean	1.64	1.56	2.06	1.36	1.41	1.74	1.64	1.72	1.38	2.35
Median	1.50	1.30	1.80	1.20	1.30	1.70	1.40	1.70	1.30	2.00
Mode	1.00	1.00	1.60	0.80	1.40	1.80	0.60	1.90	1.10	0.90
Range	6.6	6.5	4.8	3.2	4.0	2.9	5.0	3.4	2.1	3.8
St Dev	0.92	0.93	1.17	0.64	0.77	0.65	1.27	0.81	0.55	1.25
Coef Var	0.560	0.596	0.566	0.472	0.546	0.376	0.774	0.474	0.399	0.533
Log Mean	0.152	0.130	0.230	0.088	0.081	0.214	0.132	0.185	0.105	0.302
Geo Mean	1.42	1.35	1.70	1.22	1.21	1.64	1.36	1.53	1.27	2.00
Log StDv	0.238	0.234	0.298	0.201	0.267	0.157	0.254	0.220	0.191	0.271
Log CVar	1.576	1.812	1.301	2.312	3.302	0.735	1.926	1.190	1.818	0.899
Percntls										
Minimum	0.2	0.3	0.4	0.4	0.2	0.8	0.6	0.5	0.4	0.6
10th	0.7	0.7	0.5	0.7	0.5	1.0	0.6	0.7	0.7	0.6
20th	0.9	0.9	1.0	0.8	0.9	1.1	0.8	1.0	0.9	0.9
30th	1.1	1.0	1.4	0.9	1.0	1.3	0.9	1.1	1.1	1.7
40th	1.3	1.1	1.6	1.1	1.2	1.5	1.0	1.4	1.2	1.9
50th	1.5	1.3	1.8	1.2	1.3	1.7	1.4	1.7	1.3	2.0
60th	1.7	1.5	2.2	1.4	1.4	1.8	1.6	1.9	1.3	2.4
70th	1.9	1.8	2.7	1.6	1.6	1.9	1.7	1.9	1.4	2.7
80th	2.1	2.1	3.0	1.7	1.8	2.1	1.9	2.1	1.9	3.0
85th	2.5	2.4	3.4	2.0	1.9	2.4	1.9	2.4	2.0	4.0
90th	2.7	2.7	3.6	2.0	2.0	2.5	2.0	2.7	2.1	4.1
95th	3.3	2.8	4.0	2.5	2.7	2.6	5.6	3.1	2.3	4.1
98th	4.2	3.2	4.3	2.9	3.3	3.2	5.6	3.1	2.5	4.4
99th	4.4	4.4	4.3	3.6	4.2	3.7	5.6	3.9	2.5	4.4
Maximum	6.8	6.8	5.2	3.6	4.2	3.7	5.6	3.9	2.5	4.4

Zirconium (Zr)

Stream Sediment

number of values	: 395
units	: ppm
detection limit	: 0.1
analytical method	: ICPMS

Zirconium by ICPMS

Summary Statistics

Histograms are not calculated for variables with fewer than 15 samples above the detection limit.

	All
N	395
N > DL	10
Missing	72
Mean	10.2
Median	10.0
Mode	10.0
Range	18
St Dev	1.74
Coef Var	0.170
Log Mean	1.006
Geo Mean	10.1
Log StDv	0.046
Log CVar	0.046
Percntls	
Minimum	10
10th	10
20th	10
30th	10
40th	10
50th	10
60th	10
70th	10
80th	10
85th	10
90th	10
95th	10
98th	12
99th	18
Maximum	28

Palladium (Pd)
Stream Sediment

number of values	: 395
units	: ppb
detection limit	: 0.5
analytical method	: ICPMS

Palladium by ICPMS

Summary Statistics

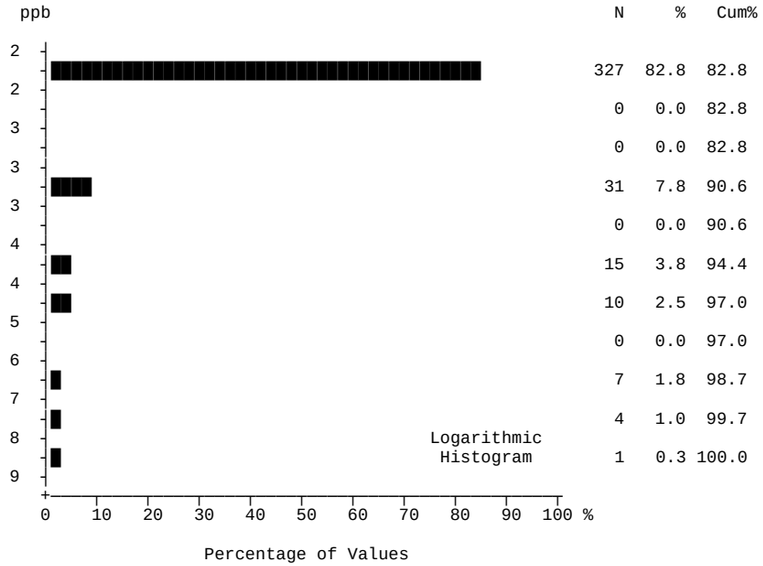

	All	KSF	mKS	DME	ODR	Q	COR	lCG	PCH	CPA
N	395	94	53	50	41	32	26	26	19	13
N > DL	68	21	9	10	9	8	2	2	1	4
Missing	72	14	2	8	12	7	5	3	9	4
Mean	2.4	2.5	2.4	2.5	2.5	2.6	2.1	2.1	2.1	2.4
Median	2.0	2.0	2.0	2.0	2.0	2.0	2.0	2.0	2.0	2.0
Mode	2.0	2.0	2.0	2.0	2.0	2.0	2.0	2.0	2.0	2.0
Range	6	6	4	5	4	5	2	2	1	2
St Dev	0.98	1.20	1.06	1.13	1.03	1.19	0.43	0.43	0.23	0.65
Coef Var	0.413	0.479	0.441	0.459	0.417	0.464	0.204	0.204	0.112	0.273
Log Mean	0.352	0.368	0.357	0.363	0.366	0.378	0.319	0.319	0.310	0.365
Geo Mean	2.2	2.3	2.3	2.3	2.3	2.4	2.1	2.1	2.0	2.3
Log StDv	0.124	0.143	0.135	0.140	0.136	0.150	0.067	0.067	0.040	0.104
Log CVar	0.352	0.389	0.380	0.387	0.372	0.396	0.211	0.211	0.130	0.287
Percntls										
Minimum	2	2	2	2	2	2	2	2	2	2
10th	2	2	2	2	2	2	2	2	2	2
20th	2	2	2	2	2	2	2	2	2	2
30th	2	2	2	2	2	2	2	2	2	2
40th	2	2	2	2	2	2	2	2	2	2
50th	2	2	2	2	2	2	2	2	2	2
60th	2	2	2	2	2	2	2	2	2	2
70th	2	2	2	2	2	2	2	2	2	2
80th	2	3	2	2	3	3	2	2	2	3
85th	3	3	3	3	3	3	2	2	2	3
90th	3	4	4	3	4	4	2	2	2	3
95th	5	5	5	5	5	5	3	3	2	3
98th	6	7	6	6	5	5	3	3	3	4
99th	7	7	6	7	6	7	4	4	3	4
Maximum	8	8	6	7	6	7	4	4	3	4

Platinum (Pt)

Stream Sediment

number of values	: 395
units	: ppb
detection limit	: 10
analytical method	: ICPMS

Platinum by ICPMS

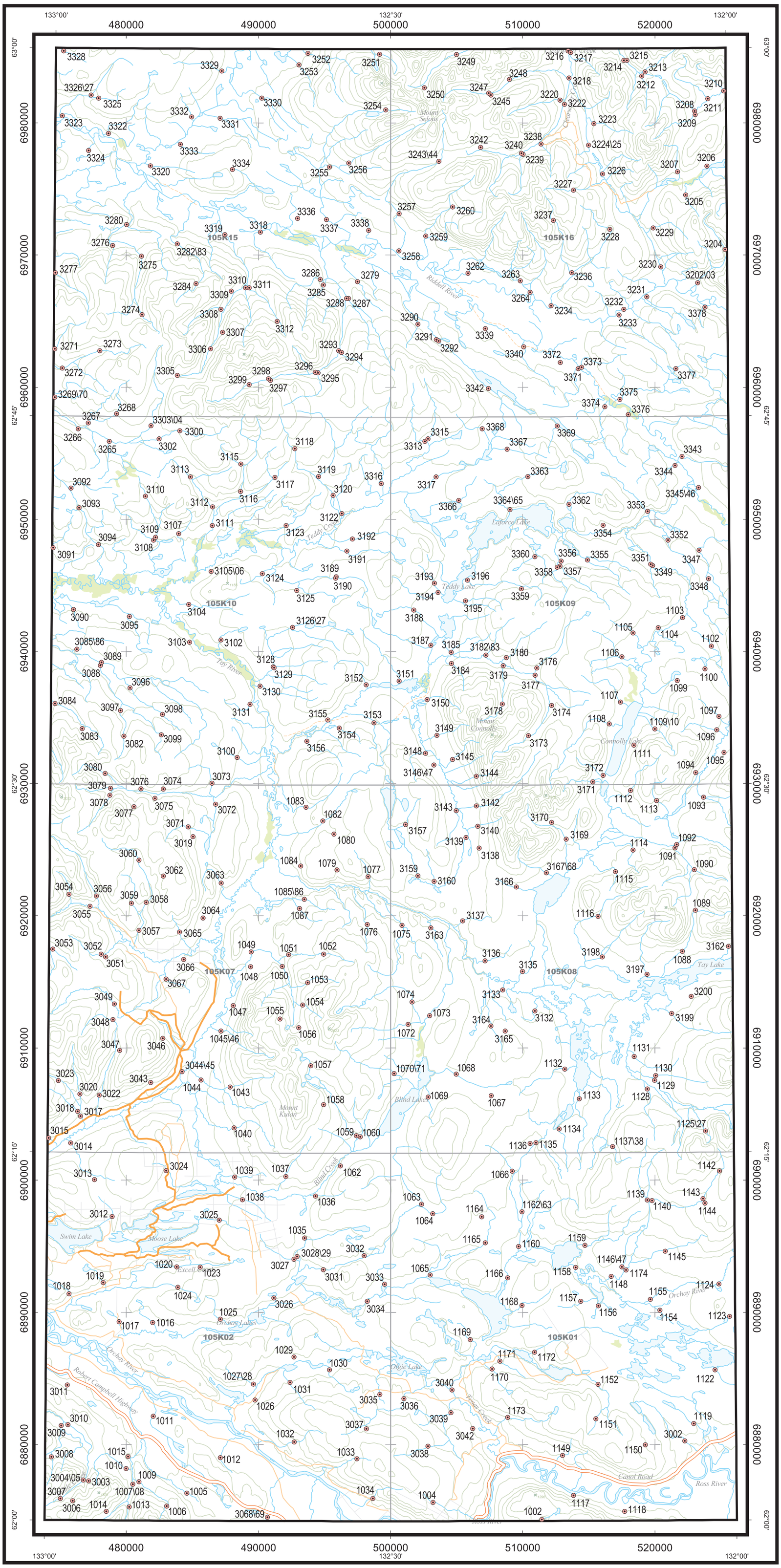

Regional Stream Sediment Geochemical Data
YGS Open File 2011-29

TAY RIVER (NTS 105K east)

NGR SAMPLE LOCATIONS

SCALE 1:250 000

5 0 5 10 15 20

KILOMETRES

BASE MAP INFORMATION

NORTH AMERICAN DATUM 1983
UTM ZONE 8
TRANSVERSE MERCATOR PROJECTION

Digital base acquired from Natural Resources Canada Geogratis Portal
URL http://geogratis.cgdi.gc.ca/geogratis/en/index.html

© Department of Natural Resources Canada. All rights reserved.

MAP LEGEND
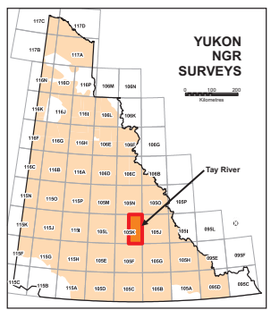
SITE LOCATION ROUTINE SAMPLE 1199
FIELD DUPLICATE SAMPLE ..... 3264\65
PRIMARY ROAD .....
SECONDARY ROAD .....
TRAIL .....
STREAM .....
LAKE/RIVER .....
WETLAND .....
CONTOUR LINE .....
ELEVATION (metres) 1538